

**SUBMITTAL TO THE BOARD OF SUPERVISORS
COUNTY OF RIVERSIDE, STATE OF CALIFORNIA**



ITEM: 2.12
(ID # 12341)

MEETING DATE:
Tuesday, May 05, 2020


FROM : REGISTRAR OF VOTERS:

SUBJECT: REGISTRAR OF VOTERS: Acceptance of the Official Canvass of Votes for the April 14, 2020 City of Rancho Mirage General Municipal Mail Ballot Election, District 4, [\$0].

RECOMMENDED MOTION: That the Board of Supervisors:

1. Accept the results of the official canvass of the votes cast at the City of Rancho Mirage General Municipal Mail Ballot Election held on April 14, 2020.


ACTION:Consent


Rebecca Spencer 4/22/2020

MINUTES OF THE BOARD OF SUPERVISORS

On motion of Supervisor Jeffries, seconded by Supervisor Washington and duly carried by unanimous vote, IT WAS ORDERED that the above matter is approved as recommended.

Ayes: Jeffries, Spiegel, Washington, Perez and Hewitt
Nays: None
Absent: None
Date: May 5, 2020
xc: ROV

Kecia R. Harper
Clerk of the Board
By: 
Deputy

**SUBMITTAL TO THE BOARD OF SUPERVISORS COUNTY OF RIVERSIDE,
STATE OF CALIFORNIA**

FINANCIAL DATA	Current Fiscal Year:	Next Fiscal Year:	Total Cost:	Ongoing Cost
COST	\$ 0	\$ 0	\$ 0	\$ 0
NET COUNTY COST	\$ 0	\$ 0	\$ 0	\$ 0
SOURCE OF FUNDS: N/A			Budget Adjustment: No	
			For Fiscal Year:	19/20

C.E.O. RECOMMENDATION: Approve

BACKGROUND:

Summary

In accordance with California Elections Code §§ 15301, 15372 and 15374, the official canvass of votes for the April 14, 2020 City of Rancho Mirage General Municipal Mail Ballot Election has been completed and is forwarded for acceptance by the Board. Attached is the Certificate of the Registrar of Voters and the Statement of Votes cast.

On March 10, 2020, the Board of Supervisors approved the conduct of election services for the City of Rancho Mirage General Municipal Mail Ballot Election. Election costs fully reimbursable from the City of Rancho Mirage are approximately \$39,600.

The election was successfully held on April 14, 2020. Staff recommends that the Board accepts the results of the official canvass of votes cast for the City of Rancho Mirage General Municipal Mail Ballot Election.

Impact on Residents and Businesses

Registered voters in the City of Rancho Mirage had the opportunity to vote for two City Councilmembers.

Additional Fiscal Information

As approved by the Board of Supervisors on March 10, 2020, the County will receive reimbursements from the jurisdiction based on associated direct costs of conducting their election.

ATTACHMENTS:

ATTACHMENT A. CERTIFICATE OF THE REGISTRAR OF VOTERS

ATTACHMENT B. STATEMENT OF VOTES CAST

REBECCA SPENCER
Registrar of Voters



ART TINOCO
Assistant Registrar of Voters

REGISTRAR OF VOTERS
COUNTY OF RIVERSIDE

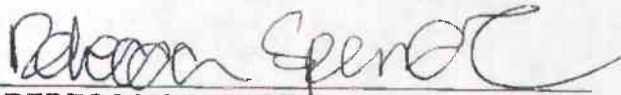
CERTIFICATE OF REGISTRAR OF VOTERS
TO THE RESULTS OF THE CANVASS OF ELECTION RETURNS

State of California)
) ss.
County of Riverside)

I, **REBECCA SPENCER**, Registrar of Voters of said County, do hereby certify that, in pursuance of the provisions of Sections 15301, 15372, and 15374 of the California Elections Code, I did canvass the returns of the votes cast in said County at the General Municipal Mail Ballot Election for the City of Rancho Mirage held on April 14, 2020, for the elective public offices submitted to the vote of the electorate; and I further certify that the Statement of Votes cast, to which this certificate is attached, shows the whole number of votes cast for each candidate in said County and in each of the respective precincts therein, and that the totals as shown for each candidate are full, true, and correct.

Dated this 30th day of April 2020.




REBECCA SPENCER
Registrar of Voters

Attachment

Statement of Votes Cast

General Election

Electionwide

April 14, 2020

Precinct	Registered Voters	Voters Cast	% Turnout
Countywide			
Electionwide			
0043001	0	0	N/A
0043004	347	206	59.37%
0043006	3,965	2,056	51.85%
0043012	2,069	1,101	53.21%
0043023	2,620	1,281	48.89%
0043031	2,318	1,196	51.60%
0043035	0	0	N/A
Electionwide - Total	11,319	5,840	51.59%
Cumulative			
Cumulative	0	0	N/A
Cumulative - Total	0	0	N/A
Countywide - Total	11,319	5,840	51.59%
STATE			
Unincorporated			
0043001	0	0	N/A
0043004	347	206	59.37%
0043006	3,965	2,056	51.85%
0043012	2,069	1,101	53.21%
0043023	2,620	1,281	48.89%
0043031	2,318	1,196	51.60%
0043035	0	0	N/A
Unincorporated - Total	11,319	5,840	51.59%
Cumulative			
Cumulative	0	0	N/A
Cumulative - Total	0	0	N/A
STATE - Total	11,319	5,840	51.59%

Precinct	Registered Voters	Voters Cast	% Turnout
County			
Riverside County			
0043001	0	0	N/A
0043004	347	206	59.37%
0043006	3,965	2,056	51.85%
0043012	2,069	1,101	53.21%
0043023	2,620	1,281	48.89%
0043031	2,318	1,196	51.60%
0043035	0	0	N/A
Riverside County - Total	11,319	5,840	51.59%
Cumulative			
Cumulative	0	0	N/A
Cumulative - Total	0	0	N/A
County - Total	11,319	5,840	51.59%
Unincorporated			
Cumulative			
Cumulative	0	0	N/A
Cumulative - Total	0	0	N/A
Unincorporated - Total	0	0	N/A
Cities			
City of Rancho Mirage			
0043001	0	0	N/A
0043004	347	206	59.37%
0043006	3,965	2,056	51.85%
0043012	2,069	1,101	53.21%
0043023	2,620	1,281	48.89%
0043031	2,318	1,196	51.60%
0043035	0	0	N/A
City of Rancho Mirage - Total	11,319	5,840	51.59%
Cumulative			
Cumulative	0	0	N/A
Cumulative - Total	0	0	N/A
Cities - Total	11,319	5,840	51.59%

Precinct	Registered Voters	Voters Cast	% Turnout
Congressional			
36th Congressional District			
0043001	0	0	N/A
0043004	347	206	59.37%
0043006	3,965	2,056	51.85%
0043012	2,069	1,101	53.21%
0043023	2,620	1,281	48.89%
0043031	2,318	1,196	51.60%
0043035	0	0	N/A
36th Congressional District - Total	11,319	5,840	51.59%
Cumulative			
Cumulative	0	0	N/A
Cumulative - Total	0	0	N/A
Congressional - Total	11,319	5,840	51.59%
State Senate			
28th Senatorial District			
0043001	0	0	N/A
0043004	347	206	59.37%
0043006	3,965	2,056	51.85%
0043012	2,069	1,101	53.21%
0043023	2,620	1,281	48.89%
0043031	2,318	1,196	51.60%
0043035	0	0	N/A
28th Senatorial District - Total	11,319	5,840	51.59%
Cumulative			
Cumulative	0	0	N/A
Cumulative - Total	0	0	N/A
State Senate - Total	11,319	5,840	51.59%
State Assembly			
42nd Assembly District (Por. SB)			

Precinct	Registered Voters	Voters Cast	% Turnout
0043006	3,965	2,056	51.85%
0043012	2,069	1,101	53.21%
0043023	2,620	1,281	48.89%
0043031	2,318	1,196	51.60%
42nd Assembly District (Por. SB) - Total	10,972	5,634	51.35%
56th Assembly District (Por. Imperial Co.)			
0043001	0	0	N/A
0043004	347	206	59.37%
0043035	0	0	N/A
56th Assembly District (Por. Imperial Co.) - Total	347	206	59.37%
Cumulative			
Cumulative	0	0	N/A
Cumulative - Total	0	0	N/A
State Assembly - Total	11,319	5,840	51.59%
County Supervisor			
4th Supervisorial District			
0043001	0	0	N/A
0043004	347	206	59.37%
0043006	3,965	2,056	51.85%
0043012	2,069	1,101	53.21%
0043023	2,620	1,281	48.89%
0043031	2,318	1,196	51.60%
0043035	0	0	N/A
4th Supervisorial District - Total	11,319	5,840	51.59%
Cumulative			
Cumulative	0	0	N/A
Cumulative - Total	0	0	N/A
County Supervisor - Total	11,319	5,840	51.59%
State Board of Equalization			

Precinct	Registered Voters	Voters Cast	% Turnout
St Bd of Equalization 4 (Por. SB, SD, Or & Imp)			
0043001	0	0	N/A
0043004	347	206	59.37%
0043006	3,965	2,056	51.85%
0043012	2,069	1,101	53.21%
0043023	2,620	1,281	48.89%
0043031	2,318	1,196	51.60%
0043035	0	0	N/A
St Bd of Equalization 4 (Por. SB, SD, Or & Imp) - Total	11,319	5,840	51.59%
Cumulative			
Cumulative	0	0	N/A
Cumulative - Total	0	0	N/A
State Board of Equalization - Total	11,319	5,840	51.59%

CITY COUNCIL MEMBER (Vote for 2) **** - Insufficient Turnout to Protect Voter Privacy

Precinct	Times Cast	Registered Voters
Countywide		
Electionwide		
0043001	0	0
0043004	206	347
0043006	2,056	3,965
0043012	1,101	2,069
0043023	1,281	2,620
0043031	1,196	2,318
0043035	0	0
Electionwide - Total	5,840	11,319
Cumulative		
Cumulative	0	0
Cumulative - Total	0	0
Countywide - Total	5,840	11,319
STATE		
Unincorporated		
0043001	0	0
0043004	206	347
0043006	2,056	3,965
0043012	1,101	2,069
0043023	1,281	2,620
0043031	1,196	2,318
0043035	0	0
Unincorporated - Total	5,840	11,319
Cumulative		
Cumulative	0	0
Cumulative - Total	0	0
STATE - Total	5,840	11,319
County		
Riverside County		
0043001	0	0

Precinct	STEPHEN JAFFE	MAGGIE LOCKRIDGE
Countywide		
Electionwide		
0043001	0	0
0043004	56	75
0043006	540	651
0043012	373	450
0043023	321	377
0043031	325	458
0043035	0	0
Electionwide - Total	1,615	2,011
Cumulative		
Cumulative	0	0
Cumulative - Total	0	0
Countywide - Total	1,615	2,011
STATE		
Unincorporated		
0043001	0	0
0043004	56	75
0043006	540	651
0043012	373	450
0043023	321	377
0043031	325	458
0043035	0	0
Unincorporated - Total	1,615	2,011
Cumulative		
Cumulative	0	0
Cumulative - Total	0	0
STATE - Total	1,615	2,011
County		
Riverside County		
0043001	0	0

Precinct	RICHARD W. KITE	TED WEILL	Total Votes
Countywide			
Electionwide			
0043001	0	0	0
0043004	117	130	378
0043006	1,195	1,417	3,803
0043012	581	654	2,058
0043023	796	904	2,398
0043031	681	758	2,222
0043035	0	0	0
Electionwide - Total	3,370	3,863	10,859
Cumulative			
Cumulative	0	0	0
Cumulative - Total	0	0	0
Countywide - Total	3,370	3,863	10,859
STATE			
Unincorporated			
0043001	0	0	0
0043004	117	130	378
0043006	1,195	1,417	3,803
0043012	581	654	2,058
0043023	796	904	2,398
0043031	681	758	2,222
0043035	0	0	0
Unincorporated - Total	3,370	3,863	10,859
Cumulative			
Cumulative	0	0	0
Cumulative - Total	0	0	0
STATE - Total	3,370	3,863	10,859
County			
Riverside County			
0043001	0	0	0

Precinct	Times Cast	Registered Voters
0043004	206	347
0043006	2,056	3,965
0043012	1,101	2,069
0043023	1,281	2,620
0043031	1,196	2,318
0043035	0	0
Riverside County - Total	5,840	11,319
Cumulative		
Cumulative	0	0
Cumulative - Total	0	0
County - Total	5,840	11,319
Unincorporated		
Cumulative		
Cumulative	0	0
Cumulative - Total	0	0
Unincorporated - Total	0	0
Cities		
City of Rancho Mirage		
0043001	0	0
0043004	206	347
0043006	2,056	3,965
0043012	1,101	2,069
0043023	1,281	2,620
0043031	1,196	2,318
0043035	0	0
City of Rancho Mirage - Total	5,840	11,319
Cumulative		
Cumulative	0	0
Cumulative - Total	0	0
Cities - Total	5,840	11,319
Congressional		
36th Congressional District		
0043001	0	0

Precinct	STEPHEN JAFFE	MAGGIE LOCKRIDGE
0043004	56	75
0043006	540	651
0043012	373	450
0043023	321	377
0043031	325	458
0043035	0	0
Riverside County - Total	1,615	2,011
Cumulative		
Cumulative	0	0
Cumulative - Total	0	0
County - Total	1,615	2,011
Unincorporated		
Cumulative		
Cumulative	0	0
Cumulative - Total	0	0
Unincorporated - Total	0	0
Cities		
City of Rancho Mirage		
0043001	0	0
0043004	56	75
0043006	540	651
0043012	373	450
0043023	321	377
0043031	325	458
0043035	0	0
City of Rancho Mirage - Total	1,615	2,011
Cumulative		
Cumulative	0	0
Cumulative - Total	0	0
Cities - Total	1,615	2,011
Congressional		
36th Congressional District		
0043001	0	0

Precinct	RICHARD W. KITE	TED WEILL	Total Votes
0043004	117	130	378
0043006	1,195	1,417	3,803
0043012	581	654	2,058
0043023	796	904	2,398
0043031	681	758	2,222
0043035	0	0	0
Riverside County - Total	3,370	3,863	10,859
Cumulative			
Cumulative	0	0	0
Cumulative - Total	0	0	0
County - Total	3,370	3,863	10,859
Unincorporated			
Cumulative			
Cumulative	0	0	0
Cumulative - Total	0	0	0
Unincorporated - Total	0	0	0
Cities			
City of Rancho Mirage			
0043001	0	0	0
0043004	117	130	378
0043006	1,195	1,417	3,803
0043012	581	654	2,058
0043023	796	904	2,398
0043031	681	758	2,222
0043035	0	0	0
City of Rancho Mirage - Total	3,370	3,863	10,859
Cumulative			
Cumulative	0	0	0
Cumulative - Total	0	0	0
Cities - Total	3,370	3,863	10,859
Congressional			
36th Congressional District			
0043001	0	0	0

Precinct	Times Cast	Registered Voters
0043004	206	347
0043006	2,056	3,965
0043012	1,101	2,069
0043023	1,281	2,620
0043031	1,196	2,318
0043035	0	0
36th Congressional District - Total	5,840	11,319
Cumulative		
Cumulative	0	0
Cumulative - Total	0	0
Congressional - Total	5,840	11,319
State Senate		
28th Senatorial District		
0043001	0	0
0043004	206	347
0043006	2,056	3,965
0043012	1,101	2,069
0043023	1,281	2,620
0043031	1,196	2,318
0043035	0	0
28th Senatorial District - Total	5,840	11,319
Cumulative		
Cumulative	0	0
Cumulative - Total	0	0
State Senate - Total	5,840	11,319
State Assembly		
42nd Assembly District (Por. SB)		
0043006	2,056	3,965
0043012	1,101	2,069
0043023	1,281	2,620
0043031	1,196	2,318

Precinct	STEPHEN JAFFE	MAGGIE LOCKRIDGE
0043004	56	75
0043006	540	651
0043012	373	450
0043023	321	377
0043031	325	458
0043035	0	0
36th Congressional District - Total	1,615	2,011
Cumulative		
Cumulative	0	0
Cumulative - Total	0	0
Congressional - Total	1,615	2,011
State Senate		
28th Senatorial District		
0043001	0	0
0043004	56	75
0043006	540	651
0043012	373	450
0043023	321	377
0043031	325	458
0043035	0	0
28th Senatorial District - Total	1,615	2,011
Cumulative		
Cumulative	0	0
Cumulative - Total	0	0
State Senate - Total	1,615	2,011
State Assembly		
42nd Assembly District (Por. SB)		
0043006	540	651
0043012	373	450
0043023	321	377
0043031	325	458

Precinct	RICHARD W. KITE	TED WEILL	Total Votes
0043004	117	130	378
0043006	1,195	1,417	3,803
0043012	581	654	2,058
0043023	796	904	2,398
0043031	681	758	2,222
0043035	0	0	0
36th Congressional District - Total	3,370	3,863	10,859
Cumulative			
Cumulative	0	0	0
Cumulative - Total	0	0	0
Congressional - Total	3,370	3,863	10,859
State Senate			
28th Senatorial District			
0043001	0	0	0
0043004	117	130	378
0043006	1,195	1,417	3,803
0043012	581	654	2,058
0043023	796	904	2,398
0043031	681	758	2,222
0043035	0	0	0
28th Senatorial District - Total	3,370	3,863	10,859
Cumulative			
Cumulative	0	0	0
Cumulative - Total	0	0	0
State Senate - Total	3,370	3,863	10,859
State Assembly			
42nd Assembly District (Por. SB)			
0043006	1,195	1,417	3,803
0043012	581	654	2,058
0043023	796	904	2,398
0043031	681	758	2,222

Precinct	Times Cast	Registered Voters
42nd Assembly District (Por. SB) - Total	5,634	10,972
56th Assembly District (Por. Imperial Co.)		
0043001	0	0
0043004	206	347
0043035	0	0
56th Assembly District (Por. Imperial Co.) - Total	206	347
Cumulative		
Cumulative	0	0
Cumulative - Total	0	0
State Assembly - Total	5,840	11,319
County Supervisor		
4th Supervisorial District		
0043001	0	0
0043004	206	347
0043006	2,056	3,965
0043012	1,101	2,069
0043023	1,281	2,620
0043031	1,196	2,318
0043035	0	0
4th Supervisorial District - Total	5,840	11,319
Cumulative		
Cumulative	0	0
Cumulative - Total	0	0
County Supervisor - Total	5,840	11,319
State Board of Equalization		
St Bd of Equalization 4 (Por. SB, SD, Or & Imp)		
0043001	0	0
0043004	206	347
0043006	2,056	3,965

Precinct	STEPHEN JAFFE	MAGGIE LOCKRIDGE
42nd Assembly District (Por. SB) - Total	1,559	1,936
56th Assembly District (Por. Imperial Co.)		
0043001	0	0
0043004	56	75
0043035	0	0
56th Assembly District (Por. Imperial Co.) - Total	56	75
Cumulative		
Cumulative	0	0
Cumulative - Total	0	0
State Assembly - Total	1,615	2,011
County Supervisor		
4th Supervisorial District		
0043001	0	0
0043004	56	75
0043006	540	651
0043012	373	450
0043023	321	377
0043031	325	458
0043035	0	0
4th Supervisorial District - Total	1,615	2,011
Cumulative		
Cumulative	0	0
Cumulative - Total	0	0
County Supervisor - Total	1,615	2,011
State Board of Equalization		
St Bd of Equalization 4 (Por. SB, SD, Or & Imp)		
0043001	0	0
0043004	56	75
0043006	540	651

Precinct	RICHARD W. KITE	TED WEILL	Total Votes
42nd Assembly District (Por. SB) - Total	3,253	3,733	10,481
56th Assembly District (Por. Imperial Co.)			
0043001	0	0	0
0043004	117	130	378
0043035	0	0	0
56th Assembly District (Por. Imperial Co.) - Total	117	130	378
Cumulative			
Cumulative	0	0	0
Cumulative - Total	0	0	0
State Assembly - Total	3,370	3,863	10,859
County Supervisor			
4th Supervisorial District			
0043001	0	0	0
0043004	117	130	378
0043006	1,195	1,417	3,803
0043012	581	654	2,058
0043023	796	904	2,398
0043031	681	758	2,222
0043035	0	0	0
4th Supervisorial District - Total	3,370	3,863	10,859
Cumulative			
Cumulative	0	0	0
Cumulative - Total	0	0	0
County Supervisor - Total	3,370	3,863	10,859
State Board of Equalization			
St Bd of Equalization 4 (Por. SB, SD, Or & Imp)			
0043001	0	0	0
0043004	117	130	378
0043006	1,195	1,417	3,803

Precinct	Times Cast	Registered Voters
0043012	1,101	2,069
0043023	1,281	2,620
0043031	1,196	2,318
0043035	0	0
St Bd of Equalization 4 (Por. SB, SD, Or & Imp) - Total	5,840	11,319
Cumulative		
Cumulative	0	0
Cumulative - Total	0	0
State Board of Equalization - Total	5,840	11,319

Precinct	STEPHEN JAFFE	MAGGIE LOCKRIDGE
0043012	373	450
0043023	321	377
0043031	325	458
0043035	0	0
St Bd of Equalization 4 (Por. SB, SD, Or & Imp) - Total	1,615	2,011
Cumulative		
Cumulative	0	0
Cumulative - Total	0	0
State Board of Equalization - Total	1,615	2,011

	RICHARD W. KITE	TED WEILL	Total Votes
Precinct			
0043012	581	654	2,058
0043023	796	904	2,398
0043031	681	758	2,222
0043035	0	0	0
St Bd of Equalization 4 (Por. SB, SD, Or & Imp) - Total	3,370	3,863	10,859
Cumulative			
Cumulative	0	0	0
Cumulative - Total	0	0	0
State Board of Equalization - Total	3,370	3,863	10,859

Riverside County Board of Supervisors Request to Speak

Submit request to Clerk of Board (right of podium), Speakers are entitled to three (3) minutes, subject to Board Rules listed on the reverse side of this form.

SPEAKER'S NAME: Brad Anderson

10:42 3.40

Address: _____

City: _____ Zip: _____

Phone #: _____

Date: _____ Agenda #

2.12 ✓
3.82 ✓
3.35 ✓
3.38 ✓
3.40 ✓
19.2 ✓

PLEASE STATE YOUR POSITION BELOW:

Position on "Regular" (non-appealed) Agenda Item:

_____ Support _____ Oppose _____ Neutral

Note: If you are here for an agenda item that is filed for "Appeal", please state separately your position on the appeal below:

_____ Support _____ Oppose _____ Neutral

I give my 3 minutes to: _____

BOARD RULES

Requests to Address Board on "Agenda" Items:

You may request to be heard on a published agenda item. Requests to be heard must be submitted to the Clerk of the Board before the scheduled meeting time.

Requests to Address Board on items that are "NOT" on the Agenda/Public Comment:

Notwithstanding any other provisions of these rules, a member of the public shall have the right to address the Board during the mid-morning "Oral Communications" segment of the published agenda. Said purpose for address must pertain to issues which are under the direct jurisdiction of the Board of Supervisors. YOUR TIME WILL BE LIMITED TO THREE (3) MINUTES. Donated time is not permitted during Public Comment.

Power Point Presentations/Printed Material:

Speakers who intend to conduct a formalized Power Point presentation or provide printed material must notify the Clerk of the Board's Office by 12 noon on the Monday preceding the Tuesday Board meeting, insuring that the Clerk's Office has sufficient copies of all printed materials and at least one (1) copy of the Power Point CD. Copies of printed material given to the Clerk (by Monday noon deadline) will be provided to each Supervisor. If you have the need to use the overhead "Elmo" projector at the Board meeting, please ensure your material is clear and with proper contrast, notifying the Clerk well ahead of the meeting, of your intent to use the Elmo.

Individual Speaker Limits:

Individual speakers are limited to a maximum of three (3) minutes. Please step up to the podium when the Chairman calls your name and begin speaking immediately. Pull the microphone to your mouth so that the Board, audience, and audio recording system hear you clearly. Once you start speaking, the "green" podium light will light. The "yellow" light will come on when you have one (1) minute remaining. When you have 30 seconds remaining, the "yellow" light will begin to flash, indicating you must quickly wrap up your comments. Your time is up when the "red" light flashes. The Chairman adheres to a strict three (3) minutes per speaker. ***Note: If you intend to give your time to a "Group/Organized Presentation", please state so clearly at the very bottom of the reverse side of this form.***

Group/Organized Presentations:

Group/organized presentations with more than one (1) speaker will be limited to nine (9) minutes at the Chairman's discretion. The organizer of the presentation will automatically receive the first three (3) minutes, with the remaining six (6) minutes relinquished by other speakers, as requested by them on a completed "Request to Speak" form, and clearly indicated at the bottom of the form.

Addressing the Board & Acknowledgement by Chairman:

The Chairman will determine what order the speakers will address the Board, and will call on all speakers in pairs. The first speaker should immediately step to the podium and begin addressing the Board. The second speaker should take up a position in one of the chamber aisles in order to quickly step up to the podium after the preceding speaker. This is to afford an efficient and timely Board meeting, giving all attendees the opportunity to make their case. Speakers are prohibited from making personal attacks, and/or using coarse, crude, profane or vulgar language while speaking to the Board members, staff, the general public and/or meeting participants. Such behavior, at the discretion of the Board Chairman, may result in removal from the Board Chambers by Sheriff Deputies.