

SUBMITTAL TO THE BOARD OF SUPERVISORS
COUNTY OF RIVERSIDE, STATE OF CALIFORNIA



ITEM: 19.1

(ID # 12212)

MEETING DATE:

Tuesday, June 09, 2020

FROM: ENVIRONMENTAL HEALTH:

SUBJECT: ENVIRONMENTAL HEALTH: PUBLIC HEARING - Adopt the Annual Rate Adjustment to Waste Collection for Waste Management of Inland Empire, A Division of USA Waste of California, Inc. Waste Management Collections and Recycling, Inc. within Riverside County Waste Franchise Areas 1, 3 and 4, Districts 1, 2, 3 and 5. [\$0] (Introduced May 19, 2020)

RECOMMENDED MOTION: That the Board of Supervisors:

1. Conduct a public hearing to receive public comments on the annual adjustment to the waste collection rates within the County Franchise Areas 1, 3 and 4; and
2. At the conclusion of the public hearing, adopt Resolution No. 2020-073 adjusting the rates by the Consumer Price Index (CPI).

ACTION: Policy



Keith Jones, Director Environmental Health 5/20/2020

MINUTES OF THE BOARD OF SUPERVISORS

On motion of Supervisor Perez, seconded by Supervisor Washington and duly carried,
IT WAS ORDERED that the above matter is approved as recommended.

Ayes: Hewitt, Washington and Perez
Nays: Jeffries
Absent: Spiegel
Date: June 9, 2020
xc: Env. Health

Kecia R. Harper
Clerk of the Board

By: 
Deputy

**SUBMITTAL TO THE BOARD OF SUPERVISORS COUNTY OF RIVERSIDE,
STATE OF CALIFORNIA**

FINANCIAL DATA	Current Fiscal Year:	Next Fiscal Year:	Total Cost:	Ongoing Cost
COST	\$ 0	\$ 0	\$ 0	\$ 0
NET COUNTY COST	\$ 0	\$ 0	\$ 0	\$ 0
SOURCE OF FUNDS:			Budget Adjustment:	No
			For Fiscal Year:	20/21

C.E.O. RECOMMENDATION: Approve

BACKGROUND:

Summary

Waste Collection Franchise Agreements covering most unincorporated portions of Riverside County were phased in between 1997 and 1998. Within each of the existing eleven Franchise Agreements is a provision for an annual adjustment of the rates effective each July 1st. The franchise areas (Areas) are spread throughout the entire county unincorporated area and are present within each Supervisor's District.

This adjustment allows a pass through for any changes to landfill costs including the Alternative Daily Cover surcharge or transfer station fees, plus an increase based on Consumer Price Index (CPI) for the balance of the rate. Costs are adjusted by the CPI for the Riverside/San Bernardino/Ontario, CA, as published by the United States Department of Labor, Bureau of Labor Statistics. The proposed rates were adjusted as delineated in the franchise agreement using a CPI of 3.0% for the twelve (12) month period January 2019 through December 2019.

The detailed rate calculation worksheets factoring in the CPI increase have been reviewed for accuracy and the updated rate sheets are maintained by the Department of Environmental Health.

Impact on Residents and Businesses

The current typical residential account pays between \$23.04 to \$25.70 a month. The approval of the proposed 3.0% CPI increase and recycling processing fee would result in an increased rate ranging from \$23.82 to \$26.56 per month. Commercial customers rates vary based on the size of bins and frequency of services provided. Waste service would increase by 3.0% of the base rate.

The approval of this change will result in no cost to the County; implementation expenses are borne by the franchisee.

ATTACHMENTS

Attachment A – Resolution 2020-073

**SUBMITTAL TO THE BOARD OF SUPERVISORS COUNTY OF RIVERSIDE,
STATE OF CALIFORNIA**

Attachment B – WMI Rates for Franchise Areas 1, 3 and 4 for FY 20/21



Jason Farin, Principal Management Analyst

6/2/2020



Gregory V. Priamos, Director County Counsel

5/20/2020

FORM APPROVED COUNTY COUNSEL
BY:  DATE
ERIC STOPHER

Board of Supervisors

County of Riverside

RESOLUTION NO. 2020-073

**A RESOLUTION OF THE COUNTY OF RIVERSIDE ESTABLISHING WASTE HAULER FEES
FOR WASTE MANAGEMENT OF INLAND EMPIRE, A DIVISION OF USA WASTE OF
CALIFORNIA, INC. WASTE MANAGEMENT COLLECTION AND RECYCLING, INC., IN
FRANCHISE AREAS 1, 3 AND 4**

WHEREAS, California Government Code section 25827 authorizes the Board of Supervisors to prescribe terms and conditions for the collection of solid waste in the unincorporated areas of Riverside County; and

WHEREAS, California Public Resources Code section 40059 authorizes the County of Riverside to determine all aspects of solid waste handling which are of local concern, including whether the services are to be provided by nonexclusive franchise, and the charges and fees for such service; and

WHEREAS, Riverside County Ordinance 745 has established that a solid waste hauler, duly permitted or franchised by the County of Riverside, shall be entitled to payment for services rendered in the amounts as specified in a Resolution adopted by the Board of Supervisors; and

WHEREAS, the Board of Supervisors recognizes the benefits of entering into Waste Hauler Franchise Agreements for the efficiency of solid waste management; and

WHEREAS, the County of Riverside has entered into Waste Hauler Franchise Agreements with Waste Management of Inland Empire, A Division of USA Waste of California, Inc. Waste Management Collections and Recycling, Inc. (WMI) to cover Franchise Areas 1, 3 and 4; and

WHEREAS, the Waste Collection Franchise Agreements covering Franchise Areas 1, 3 and 4, contain a provision for an annual adjustment of the rates customers are charged based on the consumer price index ("CPI");

WHEREAS, the Board of Supervisors acknowledges the need for the CPI increase of the hauler fees to provide a cost of living increase to address the costs of providing these services; and

BE IT RESOLVED AND ORDERED that the Board of Supervisors of the County of Riverside, State of California, in regular session assembled on June 9, 2020 finds that the waste hauler fees in Franchise Areas

1 1, 3 and 4 shall receive an increase, based on the CPI of 3.0% to the service component of their fees for fiscal
2 year 2020-2021.

ROLL CALL:

Ayes: Jeffries, Spiegel, Washington, Perez and Hewitt
Nays: None
Absent: None

The foregoing is certified to be a true copy of a resolution duly adopted by said Board of Supervisors on the date therein set forth.

Kecia R. Harper, Clerk of said Board

By *Witilda Raso*
Deputy

SUBMITTAL TO THE BOARD OF SUPERVISORS
COUNTY OF RIVERSIDE, STATE OF CALIFORNIA



ITEM: 3.10
(ID # 12211)

MEETING DATE:
Tuesday, May 19, 2020

FROM : ENVIRONMENTAL HEALTH:

SUBJECT: ENVIRONMENTAL HEALTH: Set a Public Hearing for the Annual Rate Adjustment to Waste Collection for Waste Management of Inland Empire, A Division of USA Waste of California, Inc. Waste Management Collections and Recycling, Inc. within Riverside County Waste Franchise Areas 1, 3 and 4, Districts 1, 2, 3 and 5. [\$0] (Clerk to Advertise - Set for Hearing June 9, 2020)

RECOMMENDED MOTION: That the Board of Supervisors:

1. Set the public hearing to receive public comments on the annual adjustment to the waste collection rates within the County Franchise Areas 1, 3 and 4;
2. Direct the Clerk of the Board to advertise said public hearing for June 9, 2020 at the hour of 9:30 a.m. or as soon as possible thereafter; and
3. At the conclusion of the public hearing, adopt Resolution No. 2020-073 adjusting the rates by the Consumer Price Index (CPI).

ACTION: Policy, Set for Hearing

Keith Jones

Keith Jones, Director Environmental Health 4/22/2020

MINUTES OF THE BOARD OF SUPERVISORS

On motion of Supervisor Jeffries, seconded by Supervisor Hewitt and duly carried by unanimous vote, IT WAS ORDERED that the above matter is approved as recommended and is set for hearing on Tuesday, June 9, 2020 at 9:30 a.m. or as soon as possible thereafter.

Ayes: Jeffries, Spiegel, Washington, Perez and Hewitt
Nays: None
Absent: None
Date: May 19, 2020
xc: Env. Health, COB

Kecia R. Harper
Clerk of the Board
By: *Alicia Kasser*
Deputy

**SUBMITTAL TO THE BOARD OF SUPERVISORS COUNTY OF RIVERSIDE,
STATE OF CALIFORNIA**

FINANCIAL DATA	Current Fiscal Year:	Next Fiscal Year:	Total Cost:	Ongoing Cost
COST	\$ 0	\$ 0	\$ 0	\$ 0
NET COUNTY COST	\$ 0	\$ 0	\$ 0	\$ 0
SOURCE OF FUNDS:			Budget Adjustment:	No
			For Fiscal Year:	20/21

C.E.O. RECOMMENDATION: Approve

BACKGROUND:

Summary

Waste Collection Franchise Agreements covering most unincorporated portions of Riverside County were phased in between 1997 and 1998. Within each of the existing eleven Franchise Agreements is a provision for an annual adjustment of the rates effective each July 1st. The franchise areas (Areas) are spread throughout the entire county unincorporated area and are present within each Supervisor's District.

This adjustment allows a pass through for any changes to landfill costs including the Alternative Daily Cover surcharge or transfer station fees, plus an increase based on Consumer Price Index (CPI) for the balance of the rate. Costs are adjusted by the CPI for the Riverside/San Bernardino/Ontario, California, as published by the United States Department of Labor, Bureau of Labor Statistics. The proposed rates were adjusted as delineated in the franchise agreement using a CPI of 3.0% for the twelve (12) month period January 2019 through December 2019.

The detailed rate calculation worksheets factoring in the CPI increase have been reviewed for accuracy and the updated rate sheets are maintained by the Department of Environmental Health.

Impact on Residents and Businesses

The current typical residential account pays between \$23.04 to \$25.70 a month. The approval of the proposed 3.0% CPI increase and recycling processing fee would result in an increased rate ranging from \$23.82 to \$26.56 per month. Commercial customers rates vary based on the size of bins and frequency of services provided. Waste service would increase by 3.0% of the base rate.

The approval of this change will result in no cost to the County; implementation expenses are borne by the franchisee.

ATTACHMENTS

Attachment A – Resolution 2020-073

SUBMITTAL TO THE BOARD OF SUPERVISORS COUNTY OF RIVERSIDE,
STATE OF CALIFORNIA

Attachment B – WMI Rates for Franchise Areas 1, 3 and 4 for FY 20/21



Jason Farin, Senior Management Analyst

5/13/2020



Gregory L. Priamos, Director County Counsel

4/22/2020

Franchise Area 1

Rate Adjustment Schedule for FY 2020-21

Tip Fee Increase	3.03%
Fuel Surcharge	0.00%
CPI	3.00%

Area 1A

		Current Total	Current Service	Adjustment to Service	Current Landfill	Adjustment to Landfill	Adjusted Total
Residential Services							
Comprehensive Collection							
Regular	\$	23.62	\$	18.21	\$	0.55	\$ 24.45
Senior	\$	21.30	\$	15.89	\$	0.48	\$ 22.06
Hard to Service	\$	41.66	\$	36.25	\$	1.09	\$ 43.03
Extra Container	\$	7.41	\$	4.44	\$	0.13	\$ 7.63
Green Waste	\$	4.51	\$	3.47	\$	0.10	\$ 4.65
Recycling Material Offset							\$ 1.05
Residential Bins							
bin size (cu. yd.)	frequency						
2	1	\$ 92.73	\$	70.80	\$	2.12	\$ 21.93
	2	\$ 185.33	\$	141.47	\$	4.24	\$ 43.86
3	1	\$ 125.36	\$	92.46	\$	2.77	\$ 32.90
	2	\$ 250.70	\$	184.91	\$	5.55	\$ 65.79

Franchise Area 1

Rate Adjustment Schedule for FY 2020-21

CPI 3.00%

Area 1A

	Current Total	Current Service	Adjustment to Service	Current Landfill	Adjustment to Landfill	Adjusted Total	
Other Residential Services							
Residential Extra Bag	\$ 4.47	\$ 4.47	\$ 0.13	\$ -	\$ -	\$ 4.60	
Back Yard/Side Yard Collection	\$ 19.22	\$ 19.22	\$ 0.58	\$ -	\$ -	\$ 19.80	per month
Extra Recycling Cart	\$ 3.13	\$ 3.13	\$ 0.09	\$ -	\$ -	\$ 3.22	per month
Extra Green Waste Cart	\$ 6.21	\$ 6.21	\$ 0.19	\$ -	\$ -	\$ 6.40	per month
Exchanges (in excess of 1 per year)	\$ 19.22	\$ 19.22	\$ 0.58	\$ -	\$ -	\$ 19.80	
Redelivery Fee for Roll Cart	\$ 24.01	\$ 24.01	\$ 0.72	\$ -	\$ -	\$ 24.73	
Reinstatement Fee	\$ 24.01	\$ 24.01	\$ 0.72	\$ -	\$ -	\$ 24.73	
Scout Service							
Rural Rate	\$ 27.94	\$ 27.94	\$ 0.84	\$ -	1.5 times residential rate	\$ 28.78	
Residential clean-up (\$50.00 minimum per below)							
Labor	\$ 55.99	\$ 55.99	\$ 1.68	\$ -	\$ -	\$ 57.67	per man /per hour
Forklift	\$ 80.01	\$ 80.01	\$ 2.40	\$ -	\$ -	\$ 82.41	per hour
Chainsaw	\$ 40.01	\$ 40.01	\$ 1.20	\$ -	\$ -	\$ 41.21	per hour
Bulky Item Collection	\$ 24.01	\$ 24.01	\$ 0.72	\$ -	\$ -	\$ 24.73	
CFC Removal Fee	\$ 32.00	\$ 32.00	\$ 0.96	\$ -	\$ -	\$ 32.96	
Electronic Waste	\$ 36.43	\$ 36.43	\$ 1.09	\$ -	\$ -	\$ 37.52	
Residential Account Set-Up	\$ 16.58	\$ 16.58	\$ 0.50	\$ -	\$ -	\$ 17.08	

Franchise Area 1

Rate Adjustment Schedule for FY 2020-21

CPI 3.00%

Area 1A

(Both Comprehensive and Non-comprehensive)

bin size (cu. yd.) frequency

Current Total Current Service Adjustment to Service Current Landfill Adjustment to Landfill Adjusted Total

C
o
m
m
e
r
c
i
a
l

B
i
n
s

2	1	\$ 99.72	\$ 79.40	\$ 2.38	\$ 20.32	\$ 0.70	\$ 102.80
	2	\$ 199.41	\$ 158.78	\$ 4.76	\$ 40.63	\$ 1.39	\$ 205.56
	3	\$ 299.10	\$ 238.15	\$ 7.14	\$ 60.95	\$ 2.09	\$ 308.33
	4	\$ 398.83	\$ 317.56	\$ 9.53	\$ 81.27	\$ 2.78	\$ 411.14
	5	\$ 498.55	\$ 396.97	\$ 11.91	\$ 101.58	\$ 3.48	\$ 513.94
	6	\$ 598.24	\$ 476.34	\$ 14.29	\$ 121.90	\$ 4.17	\$ 616.70
3	1	\$ 137.72	\$ 107.25	\$ 3.22	\$ 30.47	\$ 1.04	\$ 141.98
	2	\$ 267.13	\$ 206.18	\$ 6.19	\$ 60.95	\$ 2.09	\$ 275.40
	3	\$ 400.65	\$ 309.23	\$ 9.28	\$ 91.42	\$ 3.13	\$ 413.06
	4	\$ 534.21	\$ 412.31	\$ 12.37	\$ 121.90	\$ 4.17	\$ 550.75
	5	\$ 667.76	\$ 515.39	\$ 15.46	\$ 152.37	\$ 5.22	\$ 688.44
	6	\$ 801.33	\$ 618.48	\$ 18.55	\$ 182.85	\$ 6.26	\$ 826.14
4	1	\$ 188.19	\$ 147.56	\$ 4.43	\$ 40.63	\$ 1.39	\$ 194.01
	2	\$ 376.39	\$ 295.12	\$ 8.85	\$ 81.27	\$ 2.78	\$ 388.03
	3	\$ 564.58	\$ 442.68	\$ 13.28	\$ 121.90	\$ 4.17	\$ 582.03
	4	\$ 752.76	\$ 590.23	\$ 17.71	\$ 162.53	\$ 5.56	\$ 776.03
	5	\$ 940.96	\$ 737.79	\$ 22.13	\$ 203.17	\$ 6.96	\$ 970.05
	6	\$ 1,129.16	\$ 885.36	\$ 26.56	\$ 243.80	\$ 8.35	\$ 1,164.07
6	1	\$ 261.21	\$ 210.42	\$ 6.31	\$ 50.79	\$ 1.78	\$ 269.30
	2	\$ 522.44	\$ 420.86	\$ 12.63	\$ 101.58	\$ 3.56	\$ 538.62
	3	\$ 783.66	\$ 631.29	\$ 18.94	\$ 152.37	\$ 5.34	\$ 807.94
	4	\$ 1,044.87	\$ 841.70	\$ 25.25	\$ 203.17	\$ 7.12	\$ 1,077.24
	5	\$ 1,306.08	\$ 1,052.13	\$ 31.56	\$ 253.95	\$ 8.89	\$ 1,346.54
	6	\$ 1,567.29	\$ 1,262.54	\$ 37.88	\$ 304.75	\$ 10.67	\$ 1,615.84

Franchise Area 1

Rate Adjustment Schedule for FY 2020-21

CPI 3.00%

Area 1A

	Current Total	Current Service	Adjustment to Service	Current Landfill	Adjustment to Landfill	Adjusted Total	
Unscheduled Extra Bin Dumps	\$ -						
While on Site	\$ 56.63	\$ 48.76	\$ 1.46	\$ 7.87	\$ 0.24	\$ 58.33	
Separate Trip	\$ 81.69	\$ 73.82	\$ 2.21	\$ 7.87	\$ 0.24	\$ 84.14	
Unscheduled Compactor Dumps	\$ 97.43	\$ 73.81	\$ 2.21	\$ 23.62	\$ 0.72	\$ 100.36	
Commercial Can	\$ 49.00	\$ 47.06	\$ 1.41	\$ 1.94	\$ 0.06	\$ 50.47	per month
Temporary bin service	\$ -						
Up to Three (3) days:	\$ 122.00	\$ 114.13	\$ 3.42	\$ 7.87	\$ 0.24	\$ 125.66	Total 1 empty
Up to Thirty (30) days:	\$ 322.92	\$ 291.44	\$ 8.74	\$ 31.48	\$ 0.95	\$ 332.62	Total 4 empties
Additional Scout Service	\$ 82.56	\$ 82.56	\$ 2.48	\$ -	\$ -	\$ 85.04	
Bin Exchange	\$ 51.82	\$ 51.82	\$ 1.55	\$ -	\$ -	\$ 53.37	
Lost or Stolen Bin	\$ 825.45	\$ 825.45	\$ 24.76	\$ -	\$ -	\$ 850.21	
Lost or Stolen Cart	\$ 132.11	\$ 132.11	\$ 3.96	\$ -	\$ -	\$ 136.07	
Burned Bin	\$ 462.24	\$ 462.24	\$ 13.87	\$ -	\$ -	\$ 476.11	
Bin or Cart Repair	actual cost					actual cost	
Locking Lids	\$ 19.82	\$ 19.82	\$ 0.59	\$ -	\$ -	\$ 20.41	per month
Replacement Lock	\$ 41.26	\$ 41.26	\$ 1.24	\$ -	\$ -	\$ 42.50	
Replacement Key	\$ 8.25	\$ 8.25	\$ 0.25	\$ -	\$ -	\$ 8.50	
Haul or Call Fee	\$ 29.83	\$ 29.83	\$ 0.89	\$ -	\$ -	\$ 30.72	
Tire Haul Charge	\$ 417.33	\$ 417.33	\$ 12.52	\$ -	\$ -	\$ 429.85	
Wine Country Recycle Cart for Bin users	\$ -						
Restart fee	\$ -						
(Administrative Only, Bin on Site)	\$ 24.74	\$ 24.74	\$ 0.74	\$ -	\$ -	\$ 25.48	
(Administrative Plus Bin Delivery)	\$ 123.82	\$ 123.82	\$ 3.71	\$ -	\$ -	\$ 127.53	
Over Loaded Bin	\$ 55.91	\$ 55.91	\$ 1.68	\$ -	\$ -	\$ 57.59	per bin
Commercial Account Set-Up	\$ 34.60	\$ 34.60	\$ 1.04	\$ -	\$ -	\$ 35.64	
Tax Roll Administrative Charge	\$ 34.57	\$ 34.57	\$ 1.04	\$ -	\$ -	\$ 35.61	
Recycle Contamination Charge	\$ 81.68	\$ 81.68	\$ 2.45	\$ -	\$ -	\$ 84.13	
Mixed C & D Charge	\$ 345.51	\$ 345.51	\$ 10.37	\$ -	\$ -	\$ 355.88	plus disposal
Commercial Bin Delivery/Removal	\$ 27.94	\$ 27.94	\$ 0.84	\$ -	\$ -	\$ 28.78	
Commercial Recycle Bin Extra Pick Up	\$ 33.54	\$ 33.54	\$ 1.01	\$ -	\$ -	\$ 34.55	

Franchise Area 1
Rate Adjustment Schedule for FY 2020-21
CPI 3.00%
Area 1A

Current Total	Current Service	Adjustment to Service	Current Landfill	Adjustment to Landfill	Adjusted Total
---------------	-----------------	-----------------------	------------------	------------------------	----------------

Commercial Recycling Service
(Both Comprehensive and Non-comprehensive)

bin size (cu. yd.)	frequency						
3	1	\$ 89.62	\$ 89.62	\$ 2.69	\$ -	\$ -	\$ 92.31
3	2	\$ 179.24	\$ 179.24	\$ 5.38	\$ -	\$ -	\$ 184.62
3	3	\$ 268.86	\$ 268.86	\$ 8.07	\$ -	\$ -	\$ 276.93
4	1	\$ 109.72	\$ 109.72	\$ 3.29	\$ -	\$ -	\$ 113.01
4	2	\$ 219.42	\$ 219.42	\$ 6.58	\$ -	\$ -	\$ 226.00
4	3	\$ 329.14	\$ 329.14	\$ 9.87	\$ -	\$ -	\$ 339.01
6	1	\$ 115.91	\$ 115.91	\$ 3.48	\$ -	\$ -	\$ 119.39
6	2	\$ 231.81	\$ 231.81	\$ 6.95	\$ -	\$ -	\$ 238.76
6	3	\$ 347.72	\$ 347.72	\$ 10.43	\$ -	\$ -	\$ 358.15

Adjustment

to Processing	Adjusted Total
---------------	----------------

Commercial Organics Service
(Both Comprehensive and Non-comprehensive)

bin size (cu. yd.)	frequency	Current Total	Current Service	Adjustment to Service	Processing	Adjusted Total
64 Gallon	1	\$ 29.24	\$ 19.59	\$ 0.59	\$ 9.65	\$ 30.12
	2	\$ 58.48	\$ 39.18	\$ 1.18	\$ 19.30	\$ 60.24
	3	\$ 87.73	\$ 58.78	\$ 1.76	\$ 28.95	\$ 90.37
	4	\$ 116.97	\$ 78.37	\$ 2.35	\$ 38.60	\$ 120.49
	5	\$ 146.21	\$ 97.96	\$ 2.94	\$ 48.25	\$ 150.61
2 Yard	1	\$ 154.86	\$ 93.95	\$ 2.82	\$ 60.91	\$ 159.52
	2	\$ 309.73	\$ 187.91	\$ 5.64	\$ 121.82	\$ 319.06
	3	\$ 464.63	\$ 281.91	\$ 8.46	\$ 182.72	\$ 478.62
	4	\$ 619.50	\$ 375.87	\$ 11.28	\$ 243.63	\$ 638.16
	5	\$ 774.35	\$ 469.81	\$ 14.09	\$ 304.54	\$ 797.67

Franchise Area 1**Rate Adjustment Schedule for FY 2020-21**

CPI 3.00%

Area 1A

Current Total	Current Service	Adjustment to Service	Current Landfill	Adjustment to Landfill	Adjusted Total
---------------	-----------------	-----------------------	------------------	------------------------	----------------

Franchise Area 1

Rate Adjustment Schedule for FY 2020-21

Tip Fee Increase	3.03%
Fuel Surcharge	0.00%
CPI	3.00%

Area 1B

	Current Total	Current Service	Adjustment to Service	Current Landfill	Adjustment to Landfill	Adjusted Total
Residential Services						
<i>Comprehensive Collection</i>						
Regular	\$ 24.65	\$ 19.24	\$ 0.58	\$ 5.41	\$ 0.28	\$ 25.51
Senior	\$ 22.43	\$ 17.02	\$ 0.51	\$ 5.41	\$ 0.28	\$ 23.22
Hard to Service	\$ 41.96	\$ 36.55	\$ 1.10	\$ 5.41	\$ 0.28	\$ 43.34
Extra Container	\$ 7.17	\$ 4.43	\$ 0.13	\$ 2.74	\$ 0.08	\$ 7.39
Green Waste	\$ 2.66	\$ 1.73	\$ 0.05	\$ 0.93	\$ 0.03	\$ 2.74
Recycling Material Offset						\$ 1.05
<i>Residential Bins</i>						
						<u>Not applicable - at commercial bin rates</u>

Franchise Area 1

Rate Adjustment Schedule for FY 2020-21

CPI 3.00%

Area 1B

	Current Total	Current Service	Adjustment to Service	Current Landfill	Adjustment to Landfill	Adjusted Total	
Other Residential Services							
Residential Extra Bag	\$ 4.47	\$ 4.47	\$ 0.13	\$ -	\$ -	\$ 4.60	
Back Yard/Side Yard Collection	\$ 19.22	\$ 19.22	\$ 0.58	\$ -	\$ -	\$ 19.80	per month
Extra Recycling Cart	\$ 3.13	\$ 3.13	\$ 0.09	\$ -	\$ -	\$ 3.22	per month
Extra Green Waste Cart	\$ 6.23	\$ 6.23	\$ 0.19	\$ -	\$ -	\$ 6.42	per month
Exchanges (in excess of 1 per year)	\$ 19.22	\$ 19.22	\$ 0.58	\$ -	\$ -	\$ 19.80	
Redelivery Fee for Roll Cart	\$ 24.01	\$ 24.01	\$ 0.72	\$ -	\$ -	\$ 24.73	
Reinstatement Fee	\$ 24.01	\$ 24.01	\$ 0.72	\$ -	\$ -	\$ 24.73	
Scout Service					1.5 times residential rate		
Rural Rate	\$ 27.94	\$ 27.94	\$ 0.84	\$ -	\$ -	\$ 28.78	
Residential clean-up (\$50.00 minimum per below)							
Labor	\$ 55.99	\$ 55.99	\$ 1.68	\$ -	\$ -	\$ 57.67	per man /per hour
Forklift	\$ 80.01	\$ 80.01	\$ 2.40	\$ -	\$ -	\$ 82.41	per hour
Chainsaw	\$ 40.01	\$ 40.01	\$ 1.20	\$ -	\$ -	\$ 41.21	per hour
Bulky Item Collection	\$ 24.01	\$ 24.01	\$ 0.72	\$ -	\$ -	\$ 24.73	
CFC Removal Fee	\$ 32.00	\$ 32.00	\$ 0.96	\$ -	\$ -	\$ 32.96	
Electronic Waste	\$ 36.43	\$ 36.43	\$ 1.09	\$ -	\$ -	\$ 37.52	
Residential Account Set-Up	\$ 16.58	\$ 16.58	\$ 0.50	\$ -	\$ -	\$ 17.08	

Franchise Area 1

Rate Adjustment Schedule for FY 2020-21

CPI

3.00%

Area 1B

		Current Total	Current Service	Adjustment to Service	Current Landfill	Adjustment to Landfill	Adjusted Total
(Both Comprehensive and Non-comprehensive)							
C o m m e r c i a l B i n s	bin size (cu. yd.)	frequency					
	2	1	\$ 116.12	\$ 95.80	\$ 2.87	\$ 20.32	\$ 119.69
		2	\$ 232.27	\$ 191.64	\$ 5.75	\$ 40.63	\$ 239.41
		3	\$ 348.35	\$ 287.40	\$ 8.62	\$ 60.95	\$ 359.06
		4	\$ 464.49	\$ 383.22	\$ 11.50	\$ 81.27	\$ 478.77
		5	\$ 580.62	\$ 479.04	\$ 14.37	\$ 101.58	\$ 598.47
		6	\$ 696.75	\$ 574.85	\$ 17.25	\$ 121.90	\$ 718.17
	3	1	\$ 144.51	\$ 114.04	\$ 3.42	\$ 30.47	\$ 148.97
		2	\$ 289.04	\$ 228.09	\$ 6.84	\$ 60.95	\$ 297.97
		3	\$ 433.54	\$ 342.12	\$ 10.26	\$ 91.42	\$ 446.93
		4	\$ 578.06	\$ 456.16	\$ 13.68	\$ 121.90	\$ 595.92
		5	\$ 722.58	\$ 570.21	\$ 17.11	\$ 152.37	\$ 744.90
		6	\$ 867.11	\$ 684.26	\$ 20.53	\$ 182.85	\$ 893.90
	4	1	\$ 191.45	\$ 150.82	\$ 4.52	\$ 40.63	\$ 197.37
		2	\$ 371.23	\$ 289.96	\$ 8.70	\$ 81.27	\$ 382.71
		3	\$ 556.87	\$ 434.97	\$ 13.05	\$ 121.90	\$ 574.09
		4	\$ 742.49	\$ 579.96	\$ 17.40	\$ 162.53	\$ 765.45
		5	\$ 928.10	\$ 724.93	\$ 21.75	\$ 203.17	\$ 956.80
		6	\$ 1,113.71	\$ 869.91	\$ 26.10	\$ 243.80	\$ 1,148.15
	6	1	\$ 265.61	\$ 214.82	\$ 6.44	\$ 50.79	\$ 273.83
		2	\$ 500.35	\$ 398.77	\$ 11.96	\$ 101.58	\$ 515.87
		3	\$ 750.50	\$ 598.13	\$ 17.94	\$ 152.37	\$ 773.78
		4	\$ 1,000.66	\$ 797.49	\$ 23.92	\$ 203.17	\$ 1,031.70
		5	\$ 1,250.82	\$ 996.87	\$ 29.91	\$ 253.95	\$ 1,289.62
		6	\$ 1,501.01	\$ 1,196.26	\$ 35.89	\$ 304.75	\$ 1,547.57

Franchise Area 1

Rate Adjustment Schedule for FY 2020-21

CPI 3.00%

Area 1B

		Current Total	Current Service	Adjustment to Service	Current Landfill	Adjustment to Landfill	Adjusted Total		
Other Services									
Manure Bin rate									
bin size (cu. yd.)	frequency								
2	1	\$ 151.97	\$ 130.98	\$ 3.93	\$ 20.99	\$ 0.64	\$ 156.54		
3	1	\$ 197.39	\$ 165.91	\$ 4.98	\$ 31.48	\$ 0.95	\$ 203.32		
Roll-offs.									
10 to 40 cubic yard		\$ 264.49	\$ 264.49	\$ 7.93	At Cost		\$ 272.42	per pull plus disposal	
Roll off compactor:		\$ 378.07	\$ 378.07	\$ 11.34			\$ 389.41	per pull plus disposal	
Minimum Pull Charge		\$ 241.43	\$ 241.43	\$ 7.24	\$ -	\$ -	\$ 248.67		
Commercial Bin Push Charges									
Dismount Distance (in feet)									
0 to 25'		No Charge					No Charge	Per collection per week	
26 to 50		\$ 11.70	\$ 11.70	\$ 0.35	\$ -	\$ -	\$ 12.05		
51 to 75		\$ 15.06	\$ 15.06	\$ 0.45	\$ -	\$ -	\$ 15.51		
76 to 100		\$ 16.74	\$ 16.74	\$ 0.50	\$ -	\$ -	\$ 17.24		
Additional Roll off fees									
Delivery		\$ 97.41	\$ 97.41	\$ 2.92	\$ -	\$ -	\$ 100.33		
Extra Trip		\$ 97.41	\$ 97.41	\$ 2.92	\$ -	\$ -	\$ 100.33		
Relocation		\$ 97.41	\$ 97.41	\$ 2.92	\$ -	\$ -	\$ 100.33		
Commercial and Industrial Bulky Item									
first item		\$ 41.26	\$ 41.26	\$ 1.24	\$ -	\$ -	\$ 42.50		
second and third item		\$ 24.74	\$ 24.74	\$ 0.74	\$ -	\$ -	\$ 25.48		

Franchise Area 1
Rate Adjustment Schedule for FY 2020-21
CPI 3.00%

Area 1B

		Current Total	Current Service	Adjustment to Service	Current Landfill	Adjustment to Landfill	Adjusted Total						
Unscheduled Extra Bin Dumps													
While on Site	\$	56.63	\$	48.76	\$	1.46	\$	7.87	\$	0.24	\$	58.33	
Separate Trip	\$	81.69	\$	73.82	\$	2.21	\$	7.87	\$	0.24	\$	84.14	
Unscheduled Compactor Dumps	\$	95.09	\$	71.47	\$	2.14	\$	23.62	\$	0.72	\$	97.95	
Commercial Can	\$	49.00	\$	47.06	\$	1.41	\$	1.94	\$	0.06	\$	50.47	per month
Temporary bin service													
Up to Three (3) days:	\$	122.00	\$	114.13	\$	3.42	\$	7.87	\$	0.24	\$	125.66	Total 1 empty
Up to Thirty (30) days:	\$	322.92	\$	291.44	\$	8.74	\$	31.48	\$	0.95	\$	332.62	Total 4 empties
Additional Scout Service	\$	82.56	\$	82.56	\$	2.48	\$	-	\$	-	\$	85.04	
Bin Exchange	\$	51.82	\$	51.82	\$	1.55	\$	-	\$	-	\$	53.37	
Lost or Stolen Bin	\$	825.45	\$	825.45	\$	24.76	\$	-	\$	-	\$	850.21	
Lost or Stolen Cart	\$	132.11	\$	132.11	\$	3.96	\$	-	\$	-	\$	136.07	
Burned Bin	\$	462.24	\$	462.24	\$	13.87	\$	-	\$	-	\$	476.11	
Bin or Cart Repair	actual cost											actual cost	
Locking Lids	\$	19.82	\$	19.82	\$	0.59	\$	-	\$	-	\$	20.41	per month
Replacement Lock	\$	41.26	\$	41.26	\$	1.24	\$	-	\$	-	\$	42.50	
Replacement Key	\$	8.25	\$	8.25	\$	0.25	\$	-	\$	-	\$	8.50	
Haul or Call Fee	\$	29.83	\$	29.83	\$	0.89	\$	-	\$	-	\$	30.72	
Tire Haul Charge	\$	417.33	\$	417.33	\$	12.52	\$	-	\$	-	\$	429.85	
Wine Country Recycle Cart for Bin users													
Restart fee													
(Administrative Only, Bin on Site)	\$	24.74	\$	24.74	\$	0.74	\$	-	\$	-	\$	25.48	
(Administrative Plus Bin Delivery)	\$	123.82	\$	123.82	\$	3.71	\$	-	\$	-	\$	127.53	
Over Loaded Bin	\$	55.91	\$	55.91	\$	1.68	\$	-	\$	-	\$	57.59	per bin
Commercial Account Set-Up	\$	34.60	\$	34.60	\$	1.04	\$	-	\$	-	\$	35.64	
Tax Roll Administrative Charge	\$	34.57	\$	34.57	\$	1.04	\$	-	\$	-	\$	35.61	
Recycle Contamination Charge	\$	81.68	\$	81.68	\$	2.45	\$	-	\$	-	\$	84.13	
Mixed C & D Charge	\$	345.51	\$	345.51	\$	10.37	\$	-	\$	-	\$	355.88	plus disposal
Commercial Bin Delivery/Removal	\$	27.94	\$	27.94	\$	0.84	\$	-	\$	-	\$	28.78	
Commercial Recycle Bin Extra Pick Up	\$	33.54	\$	33.54	\$	1.01	\$	-	\$	-	\$	34.55	

Franchise Area 1
Rate Adjustment Schedule for FY 2020-21
CPI
3.00%
Area 1B

Current Total	Current Service	Adjustment to Service	Current Landfill	Adjustment to Landfill	Adjusted Total
---------------	-----------------	-----------------------	------------------	------------------------	----------------

Commercial Recycling Service
(Both Comprehensive and Non-comprehensive)

bin size (cu. yd.)	frequency						
2	1	\$76.53	\$ 76.53	\$ 2.30	\$ -	\$ -	\$ 78.83
	2	\$153.05	\$ 153.05	\$ 4.59	\$ -	\$ -	\$ 157.64
	3	\$229.58	\$ 229.58	\$ 6.89	\$ -	\$ -	\$ 236.47
	4	\$306.10	\$ 306.10	\$ 9.18	\$ -	\$ -	\$ 315.28
	5	\$382.63	\$ 382.63	\$ 11.48	\$ -	\$ -	\$ 394.11
	6	\$459.16	\$ 459.16	\$ 13.77	\$ -	\$ -	\$ 472.93
3	1	\$88.77	\$ 88.77	\$ 2.66	\$ -	\$ -	\$ 91.43
	2	\$177.54	\$ 177.54	\$ 5.33	\$ -	\$ -	\$ 182.87
	3	\$266.31	\$ 266.31	\$ 7.99	\$ -	\$ -	\$ 274.30
	4	\$355.08	\$ 355.08	\$ 10.65	\$ -	\$ -	\$ 365.73
	5	\$443.86	\$ 443.86	\$ 13.32	\$ -	\$ -	\$ 457.18
	6	\$532.63	\$ 532.63	\$ 15.98	\$ -	\$ -	\$ 548.61
4	1	\$108.66	\$ 108.66	\$ 3.26	\$ -	\$ -	\$ 111.92
	2	\$217.31	\$ 217.31	\$ 6.52	\$ -	\$ -	\$ 223.83
	3	\$325.97	\$ 325.97	\$ 9.78	\$ -	\$ -	\$ 335.75
	4	\$434.63	\$ 434.63	\$ 13.04	\$ -	\$ -	\$ 447.67
	5	\$543.28	\$ 543.28	\$ 16.30	\$ -	\$ -	\$ 559.58
	6	\$651.94	\$ 651.94	\$ 19.56	\$ -	\$ -	\$ 671.50
6	1	\$114.76	\$ 114.76	\$ 3.44	\$ -	\$ -	\$ 118.20
	2	\$229.53	\$ 229.53	\$ 6.89	\$ -	\$ -	\$ 236.42
	3	\$344.29	\$ 344.29	\$ 10.33	\$ -	\$ -	\$ 354.62
	4	\$459.06	\$ 459.06	\$ 13.77	\$ -	\$ -	\$ 472.83
	5	\$573.81	\$ 573.81	\$ 17.21	\$ -	\$ -	\$ 591.02
	6	\$688.58	\$ 688.58	\$ 20.66	\$ -	\$ -	\$ 709.24

Franchise Area 1

Rate Adjustment Schedule for FY 2020-21

CPI

3.00%

Area 1B

Current Total	Current Service	Adjustment to Service	Current Landfill	Adjustment to Landfill	Adjusted Total
---------------	-----------------	-----------------------	------------------	------------------------	----------------

Commercial Organics

bin size (cu. yd.)	frequency							
64 Gallon	1	\$ 29.24	\$ 19.59	\$ 0.59	\$ 9.65	\$ 0.29	\$ 30.12	
	2	\$ 58.48	\$ 39.18	\$ 1.18	\$ 19.30	\$ 0.58	\$ 60.24	
	3	\$ 87.73	\$ 58.77	\$ 1.76	\$ 28.95	\$ 0.88	\$ 90.37	
	4	\$ 116.97	\$ 78.37	\$ 2.35	\$ 38.60	\$ 1.17	\$ 120.49	
	5	\$ 146.21	\$ 97.96	\$ 2.94	\$ 48.25	\$ 1.46	\$ 150.61	
2 Yard	1	\$ 154.86	\$ 93.96	\$ 2.82	\$ 60.91	\$ 1.85	\$ 159.53	
	2	\$ 309.73	\$ 187.91	\$ 5.64	\$ 121.82	\$ 3.69	\$ 319.06	
	3	\$ 464.63	\$ 281.91	\$ 8.46	\$ 182.72	\$ 5.54	\$ 478.63	
	4	\$ 619.50	\$ 375.87	\$ 11.28	\$ 243.63	\$ 7.38	\$ 638.16	
	5	\$ 774.35	\$ 469.81	\$ 14.09	\$ 304.54	\$ 9.23	\$ 797.67	

Franchise Area 1

Rate Adjustment Schedule for FY 2020-21

Tip Fee Increase	3.03%
Fuel Surcharge	0.00%
CPI	3.00%

Area 1C

	Current Total	Current Service	Adjustment to Service	Current Landfill	Adjustment to Landfill	Adjusted Total
Residential Services						
<i>Comprehensive Collection</i>						
Regular	\$ 24.65	\$ 19.24	\$ 0.58	\$ 5.41	\$ 0.28	\$ 25.51
Senior	\$ 22.43	\$ 17.02	\$ 0.51	\$ 5.41	\$ 0.28	\$ 23.22
Hard to Service	\$ 41.96	\$ 36.55	\$ 1.10	\$ 5.41	\$ 0.28	\$ 43.34
Extra Container	\$ 7.41	\$ 4.44	\$ 0.13	\$ 2.97	\$ 0.09	\$ 7.63
Green Waste	\$ 3.08	\$ 2.04	\$ 0.06	\$ 1.04	\$ 0.03	\$ 3.17
Recycling Material Offset						\$ 1.05
<i>Residential Bins</i>	<u>Not applicable - at commercial bin rates</u>					

Franchise Area 1

Rate Adjustment Schedule for FY 2020-21

CPI

3.00%

Area 1C

	Current Total	Current Service	Adjustment to Service	Current Landfill	Adjustment to Landfill	Adjusted Total	
Other Residential Services							
Residential Extra Bag	\$ 4.47	\$ 4.47	\$ 0.13	\$ -	\$ -	\$ 4.60	
Back Yard/Side Yard Collection	\$ 19.22	\$ 19.22	\$ 0.58	\$ -	\$ -	\$ 19.80	per month
Extra Recycling Cart	\$ 3.13	\$ 3.13	\$ 0.09	\$ -	\$ -	\$ 3.22	per month
Extra Green Waste Cart	\$ 6.23	\$ 6.23	\$ 0.19	\$ -	\$ -	\$ 6.42	per month
Exchanges (in excess of 1 per year)	\$ 19.22	\$ 19.22	\$ 0.58	\$ -	\$ -	\$ 19.80	
Redelivery Fee for Roll Cart	\$ 24.01	\$ 24.01	\$ 0.72	\$ -	\$ -	\$ 24.73	
Reinstatement Fee	\$ 24.01	\$ 24.01	\$ 0.72	\$ -	\$ -	\$ 24.73	
Scout Service	\$ -				1.5 times residential rate		
Rural Rate	\$ 27.94	\$ 27.94	\$ 0.84	\$ -	\$ -	\$ 28.78	
Residential clean-up	\$ -	\$ -	\$ -	\$ -	\$ -		
(\$50.00 minimum per below)	\$ -	\$ -	\$ -	\$ -	\$ -		
Labor	\$ 55.99	\$ 55.99	\$ 1.68	\$ -	\$ -	\$ 57.67	per man /per hour
Forklift	\$ 80.01	\$ 80.01	\$ 2.40	\$ -	\$ -	\$ 82.41	per hour
Chainsaw	\$ 40.01	\$ 40.01	\$ 1.20	\$ -	\$ -	\$ 41.21	per hour
	\$ -	\$ -	\$ -	\$ -	\$ -		
Bulky Item Collection	\$ 24.01	\$ 24.01	\$ 0.72	\$ -	\$ -	\$ 24.73	
CFC Removal Fee	\$ 32.00	\$ 32.00	\$ 0.96	\$ -	\$ -	\$ 32.96	
Electronic Waste	\$ 36.43	\$ 36.43	\$ 1.09	\$ -	\$ -	\$ 37.52	
Residential Account Set-Up	\$ 16.58	\$ 16.58	\$ 0.50	\$ -	\$ -	\$ 17.08	

Franchise Area 1

Rate Adjustment Schedule for FY 2020-21

CPI

3.00%

Area 1C

		Current Total	Current Service	Adjustment to Service	Current Landfill	Adjustment to Landfill	Adjusted Total	
(Both Comprehensive and Non-comprehensive)								
bin size (cu. yd.)		frequency						
C o m m e r c i a l B i n s	2	1	\$ 104.06	\$ 83.74	\$ 2.51	\$ 20.32	\$ 0.70	\$ 107.27
		2	\$ 208.10	\$ 167.47	\$ 5.02	\$ 40.63	\$ 1.39	\$ 214.52
		3	\$ 312.17	\$ 251.22	\$ 7.54	\$ 60.95	\$ 2.09	\$ 321.79
		4	\$ 416.25	\$ 334.98	\$ 10.05	\$ 81.27	\$ 2.78	\$ 429.08
		5	\$ 520.30	\$ 418.72	\$ 12.56	\$ 101.58	\$ 3.48	\$ 536.34
		6	\$ 624.35	\$ 502.45	\$ 15.07	\$ 121.90	\$ 4.17	\$ 643.60
	3	1	\$ 143.60	\$ 113.13	\$ 3.39	\$ 30.47	\$ 1.04	\$ 148.04
		2	\$ 287.16	\$ 226.21	\$ 6.79	\$ 60.95	\$ 2.09	\$ 296.03
		3	\$ 430.77	\$ 339.35	\$ 10.18	\$ 91.42	\$ 3.13	\$ 444.08
		4	\$ 574.36	\$ 452.46	\$ 13.57	\$ 121.90	\$ 4.17	\$ 592.11
		5	\$ 717.94	\$ 565.57	\$ 16.97	\$ 152.37	\$ 5.22	\$ 740.12
		6	\$ 861.53	\$ 678.68	\$ 20.36	\$ 182.85	\$ 6.26	\$ 888.15
	4	1	\$ 191.45	\$ 150.82	\$ 4.52	\$ 40.63	\$ 1.39	\$ 197.37
		2	\$ 382.91	\$ 301.64	\$ 9.05	\$ 81.27	\$ 2.78	\$ 394.74
		3	\$ 574.36	\$ 452.46	\$ 13.57	\$ 121.90	\$ 4.17	\$ 592.11
		4	\$ 765.81	\$ 603.28	\$ 18.10	\$ 162.53	\$ 5.56	\$ 789.47
		5	\$ 957.24	\$ 754.07	\$ 22.62	\$ 203.17	\$ 6.96	\$ 986.82
		6	\$ 1,148.69	\$ 904.89	\$ 27.15	\$ 243.80	\$ 8.35	\$ 1,184.18
	6	1	\$ 265.61	\$ 214.82	\$ 6.44	\$ 50.79	\$ 1.78	\$ 273.83
		2	\$ 531.23	\$ 429.65	\$ 12.89	\$ 101.58	\$ 3.56	\$ 547.68
		3	\$ 796.83	\$ 644.46	\$ 19.33	\$ 152.37	\$ 5.34	\$ 821.50
		4	\$ 1,062.44	\$ 859.27	\$ 25.78	\$ 203.17	\$ 7.12	\$ 1,095.33
		5	\$ 1,328.03	\$ 1,074.08	\$ 32.22	\$ 253.95	\$ 8.89	\$ 1,369.15
		6	\$ 1,593.63	\$ 1,288.88	\$ 38.67	\$ 304.75	\$ 10.67	\$ 1,642.97

Franchise Area 1

Rate Adjustment Schedule for FY 2020-21

CPI 3.00%

Area 1C

		Current Total	Current Service	Adjustment to Service	Current Landfill	Adjustment to Landfill	Adjusted Total		
Other Services									
Manure Bin rate									
bin size (cu. yd.)	frequency								
2	1	\$ 151.97	\$ 131.01	\$ 3.93	\$ 20.96	\$ 0.64	\$ 156.54		
3	1	\$ 197.39	\$ 165.94	\$ 4.98	\$ 31.45	\$ 0.95	\$ 203.32		
Roll-offs.									
10 to 40 cubic yard		\$ 264.47	\$ 264.47	\$ 7.93	At Cost		\$ 272.40	per pull plus disposal	
Roll off compactor:		\$ 378.09	\$ 378.09	\$ 11.34			\$ 389.43	per pull plus disposal	
Minimum Pull Charge		\$ 241.43	\$ 241.43	\$ 7.24	\$ -	\$ -	\$ 248.67		
Commercial Bin Push Charges									
Dismount Distance (in feet)									
0 to 25'	No Charge						No Charge	Per collection per week	
26 to 50	\$ 11.70	\$ 11.70	\$ 0.35	\$ -	\$ -	\$ 12.05			
51 to 75	\$ 15.06	\$ 15.06	\$ 0.45	\$ -	\$ -	\$ 15.51			
76 to 100	\$ 16.74	\$ 16.74	\$ 0.50	\$ -	\$ -	\$ 17.24			
Additional Roll off fees									
Delivery	\$ 97.41	\$ 97.41	\$ 2.92	\$ -	\$ -	\$ 100.33			
Extra Trip	\$ 97.41	\$ 97.41	\$ 2.92	\$ -	\$ -	\$ 100.33			
Relocation	\$ 97.41	\$ 97.41	\$ 2.92	\$ -	\$ -	\$ 100.33			
Commercial and Industrial Bulky Item									
first item	\$ 41.26	\$ 41.26	\$ 1.24	\$ -	\$ -	\$ 42.50			
second and third item	\$ 24.74	\$ 24.74	\$ 0.74	\$ -	\$ -	\$ 25.48			

Franchise Area 1

Rate Adjustment Schedule for FY 2020-21

CPI

3.00%

Area 1C

	Current Total	Current Service	Adjustment to Service	Current Landfill	Adjustment to Landfill	Adjusted Total	
Unscheduled Extra Bin Dumps							
While on Site	\$ 56.63	\$ 48.76	\$ 1.46	\$ 7.87	\$ 0.24	\$ 58.33	
Separate Trip	\$ 81.69	\$ 73.82	\$ 2.21	\$ 7.87	\$ 0.24	\$ 84.14	
Unscheduled Compactor Dumps	\$ 97.43	\$ 73.81	\$ 2.21	\$ 23.62	\$ 0.72	\$ 100.36	
Commercial Can	\$ 49.00	\$ 47.06	\$ 1.41	\$ 1.94	\$ 0.06	\$ 50.47	per month
Temporary bin service							
Up to Three (3) days:	\$ 122.00	\$ 114.13	\$ 3.42	\$ 7.87	\$ 0.24	\$ 125.66	Total 1 empty
Up to Thirty (30) days:	\$ 322.92	\$ 291.44	\$ 8.74	\$ 31.48	\$ 0.95	\$ 332.62	Total 4 empties
Additional Scout Service	\$ 82.56	\$ 82.56	\$ 2.48	\$ -	\$ -	\$ 85.04	
Bin Exchange	\$ 51.82	\$ 51.82	\$ 1.55	\$ -	\$ -	\$ 53.37	
Lost or Stolen Bin	\$ 825.45	\$ 825.45	\$ 24.76	\$ -	\$ -	\$ 850.21	
Lost or Stolen Cart	\$ 132.11	\$ 132.11	\$ 3.96	\$ -	\$ -	\$ 136.07	
Burned Bin	\$ 462.24	\$ 462.24	\$ 13.87	\$ -	\$ -	\$ 476.11	
Bin or Cart Repair	actual cost			\$ -		actual cost	
Locking Lids	\$ 19.82	\$ 19.82	\$ 0.59	\$ -	\$ -	\$ 20.41	per month
Replacement Lock	\$ 41.26	\$ 41.26	\$ 1.24	\$ -	\$ -	\$ 42.50	
Replacement Key	\$ 8.25	\$ 8.25	\$ 0.25	\$ -	\$ -	\$ 8.50	
Haul or Call Fee	\$ 29.83	\$ 29.83	\$ 0.89	\$ -	\$ -	\$ 30.72	
Tire Haul Charge	\$ 417.33	\$ 417.33	\$ 12.52	\$ -	\$ -	\$ 429.85	
Wine Country Recycle Cart for Bin users	\$ 10.73	\$ 10.73	\$ 0.32	\$ -	\$ -	\$ 11.05	per month
Restart fee							
(Administrative Only, Bin on Site)	\$ 24.74	\$ 24.74	\$ 0.74	\$ -	\$ -	\$ 25.48	
(Administrative Plus Bin Delivery)	\$ 123.82	\$ 123.82	\$ 3.71	\$ -	\$ -	\$ 127.53	
Over Loaded Bin	\$ 55.91	\$ 55.91	\$ 1.68	\$ -	\$ -	\$ 57.59	per bin
Commercial Account Set-Up	\$ 34.60	\$ 34.60	\$ 1.04	\$ -	\$ -	\$ 35.64	
Tax Roll Administrative Charge	\$ 34.57	\$ 34.57	\$ 1.04	\$ -	\$ -	\$ 35.61	
Recycle Contamination Charge	\$ 81.68	\$ 81.68	\$ 2.45	\$ -	\$ -	\$ 84.13	
Mixed C & D Charge	\$ 345.51	\$ 345.51	\$ 10.37	\$ -	\$ -	\$ 355.88	plus disposal
Commercial Bin Delivery/Removal	\$ 27.94	\$ 27.94	\$ 0.84	\$ -	\$ -	\$ 28.78	
Commercial Recycle Bin Extra Pick Up	\$ 33.54	\$ 33.54	\$ 1.01	\$ -	\$ -	\$ 34.55	

Franchise Area 1
Rate Adjustment Schedule for FY 2020-21

CPI 3.00%

Area 1C

Current Total	Current Service	Adjustment to Service	Current Landfill	Adjustment to Landfill	Adjusted Total
---------------	-----------------	-----------------------	------------------	------------------------	----------------

Commercial Recycling Service

(Both Comprehensive and Non-comprehensive)

bin size (cu. yd.)	frequency						
2	1	\$ 76.53	\$ 76.53	\$ 2.30	\$ -	\$ -	\$ 78.83
	2	\$ 153.05	\$ 153.05	\$ 4.59	\$ -	\$ -	\$ 157.64
	3	\$ 229.58	\$ 229.58	\$ 6.89	\$ -	\$ -	\$ 236.47
	4	\$ 306.10	\$ 306.10	\$ 9.18	\$ -	\$ -	\$ 315.28
	5	\$ 382.63	\$ 382.63	\$ 11.48	\$ -	\$ -	\$ 394.11
	6	\$ 459.16	\$ 459.16	\$ 13.77	\$ -	\$ -	\$ 472.93
3	1	\$ 88.77	\$ 88.77	\$ 2.66	\$ -	\$ -	\$ 91.43
	2	\$ 177.54	\$ 177.54	\$ 5.33	\$ -	\$ -	\$ 182.87
	3	\$ 266.31	\$ 266.31	\$ 7.99	\$ -	\$ -	\$ 274.30
	4	\$ 355.08	\$ 355.08	\$ 10.65	\$ -	\$ -	\$ 365.73
	5	\$ 443.86	\$ 443.86	\$ 13.32	\$ -	\$ -	\$ 457.18
	6	\$ 532.63	\$ 532.63	\$ 15.98	\$ -	\$ -	\$ 548.61
4	1	\$ 108.66	\$ 108.66	\$ 3.26	\$ -	\$ -	\$ 111.92
	2	\$ 217.31	\$ 217.31	\$ 6.52	\$ -	\$ -	\$ 223.83
	3	\$ 325.97	\$ 325.97	\$ 9.78	\$ -	\$ -	\$ 335.75
	4	\$ 434.63	\$ 434.63	\$ 13.04	\$ -	\$ -	\$ 447.67
	5	\$ 543.28	\$ 543.28	\$ 16.30	\$ -	\$ -	\$ 559.58
	6	\$ 651.94	\$ 651.94	\$ 19.56	\$ -	\$ -	\$ 671.50
6	1	\$ 114.76	\$ 114.76	\$ 3.44	\$ -	\$ -	\$ 118.20
	2	\$ 229.53	\$ 229.53	\$ 6.89	\$ -	\$ -	\$ 236.42
	3	\$ 344.29	\$ 344.29	\$ 10.33	\$ -	\$ -	\$ 354.62
	4	\$ 459.06	\$ 459.06	\$ 13.77	\$ -	\$ -	\$ 472.83
	5	\$ 573.81	\$ 573.81	\$ 17.21	\$ -	\$ -	\$ 591.02
	6	\$ 688.58	\$ 688.58	\$ 20.66	\$ -	\$ -	\$ 709.24

Franchise Area 1

Rate Adjustment Schedule for FY 2020-21

CPI

3.00%

Area 1C

	Current Total	Current Service	Adjustment to Service	Current Landfill	Adjustment to Landfill	Adjusted Total
--	---------------	-----------------	-----------------------	------------------	------------------------	----------------

Commercial Organics

bin size (cu. yd.) frequency

64 Gallon	1	\$ 29.24	\$ 19.59	\$ 0.59	\$ 9.65	\$ 0.29	\$ 30.12
	2	\$ 58.48	\$ 39.18	\$ 1.18	\$ 19.30	\$ 0.58	\$ 60.24
	3	\$ 87.73	\$ 58.77	\$ 1.76	\$ 28.95	\$ 0.88	\$ 90.37
	4	\$ 116.97	\$ 78.37	\$ 2.35	\$ 38.60	\$ 1.17	\$ 120.49
	5	\$ 146.21	\$ 97.96	\$ 2.94	\$ 48.25	\$ 1.46	\$ 150.61
2 Yard	1	\$ 154.86	\$ 93.96	\$ 2.82	\$ 60.91	\$ 1.85	\$ 159.53
	2	\$ 309.73	\$ 187.91	\$ 5.64	\$ 121.82	\$ 3.69	\$ 319.06
	3	\$ 464.63	\$ 281.91	\$ 8.46	\$ 182.72	\$ 5.54	\$ 478.63
	4	\$ 619.50	\$ 375.87	\$ 11.28	\$ 243.63	\$ 7.38	\$ 638.16
	5	\$ 774.35	\$ 469.81	\$ 14.09	\$ 304.54	\$ 9.23	\$ 797.67

Franchise Area 3
Rate Adjustment Schedule for FY 2020-21

Tip Fee Increase 3.03%

Fuel Surcharge 0.0%

CPI 3.0%

Area 3

	Current Total	Current Service	Adjustment to Service	Current Landfill	Adjustment to Landfill	Adjusted Total
Residential Services						
<i>Comprehensive Collection</i>						
Regular	\$21.99	\$16.58	\$0.50	\$5.41	\$0.28	\$22.77
Senior	\$20.94	\$15.53	\$0.47	\$5.41	\$0.28	\$21.69
Hard to Service	\$35.18	\$29.77	\$0.89	\$5.41	\$0.28	\$36.36
Extra Container	\$7.71	\$4.67	\$0.14	\$3.04	\$0.09	\$7.94
Green Waste	\$4.53	\$3.49	\$0.10	\$1.04	\$0.03	\$4.67
Recycling Material Offset						\$1.05
Other Residential Services						
Residential Extra Bag	\$4.47	\$4.47	\$0.13	\$0.00	\$0.00	\$4.60
Back Yard/Side Yard Collection	\$19.20	\$19.20	\$0.58	\$0.00	\$0.00	\$19.78 per month
Extra Recycling Cart	\$3.13	\$3.13	\$0.09	\$0.00	\$0.00	\$3.22 per month
Extra Green Waste Cart	\$6.47	\$6.47	\$0.19	\$0.00	\$0.00	\$6.66 per month
Exchanges (in excess of 1 per year)	\$19.20	\$19.20	\$0.58	\$0.00	\$0.00	\$19.78
Redelivery Fee for Roll Cart	\$24.00	\$24.00	\$0.72	\$0.00	\$0.00	\$24.72
Reinstatement Fee	\$24.00	\$24.00	\$0.72	\$0.00	\$0.00	\$24.72
Scout Service					1.5 times residential rate	
Bulky Item Collection	\$24.00	\$24.00	\$0.72	\$0.00	\$0.00	\$24.72
CFC Removal Fee	\$32.00	\$32.00	\$0.96	\$0.00	\$0.00	\$32.96
Rural Rate	\$28.26	\$28.26	\$0.85	\$0.00	\$0.00	\$29.11
Residential clean-up (\$50.00 minimum per below)						
Labor	\$56.00	\$56.00	\$1.68	\$0.00	\$0.00	\$57.68 per man /per hour
Forklift	\$79.99	\$79.99	\$2.40	\$0.00	\$0.00	\$82.39 per hour
Chainsaw	\$40.01	\$40.01	\$1.20	\$0.00	\$0.00	\$41.21 per hour
Electronic Waste	\$36.43	\$36.43	\$1.09	\$0.00	\$0.00	\$37.52
Residential Account Set-Up	\$16.60	\$16.60	\$0.50	\$0.00	\$0.00	\$17.10

Franchise Area 3

Rate Adjustment Schedule for FY 2020-21

bin size (cu. yd.) frequency **Area 3 A Commercial Bins**

1.5	1	\$95.79	\$80.55	\$2.42	\$15.24	\$0.52	\$98.73
	2	\$191.57	\$161.10	\$4.83	\$30.47	\$1.04	\$197.45
	3	\$287.36	\$241.65	\$7.25	\$45.71	\$1.56	\$296.17
	4	\$383.13	\$322.18	\$9.67	\$60.95	\$2.09	\$394.88
	5	\$478.91	\$402.72	\$12.08	\$76.19	\$2.61	\$493.60
	6	\$574.73	\$483.31	\$14.50	\$91.42	\$3.13	\$592.36
2	1	\$115.61	\$95.29	\$2.86	\$20.32	\$0.70	\$119.16
	2	\$231.47	\$190.84	\$5.73	\$40.63	\$1.39	\$238.59
	3	\$346.81	\$285.86	\$8.58	\$60.95	\$2.09	\$357.47
	4	\$462.42	\$381.15	\$11.43	\$81.27	\$2.78	\$476.64
	5	\$578.02	\$476.44	\$14.29	\$101.58	\$3.48	\$595.79
	6	\$693.62	\$571.72	\$17.15	\$121.90	\$4.17	\$714.95
3	1	\$142.61	\$112.14	\$3.36	\$30.47	\$1.04	\$147.02
	2	\$285.21	\$224.26	\$6.73	\$60.95	\$2.09	\$294.02
	3	\$427.82	\$336.40	\$10.09	\$91.42	\$3.13	\$441.04
	4	\$570.43	\$448.53	\$13.46	\$121.90	\$4.17	\$588.06
	5	\$713.03	\$560.66	\$16.82	\$152.37	\$5.22	\$735.07
	6	\$855.64	\$672.79	\$20.18	\$182.85	\$6.26	\$882.08
4	1	\$181.06	\$140.43	\$4.21	\$40.63	\$1.39	\$186.66
	2	\$362.11	\$280.84	\$8.43	\$81.27	\$2.78	\$373.32
	3	\$543.18	\$421.28	\$12.64	\$121.90	\$4.17	\$559.99
	4	\$724.23	\$561.70	\$16.85	\$162.53	\$5.56	\$746.65
	5	\$905.29	\$702.12	\$21.06	\$203.17	\$6.96	\$933.31
	6	\$1,086.34	\$842.54	\$25.28	\$243.80	\$8.35	\$1,119.96
5	1	\$219.90	\$169.11	\$5.07	\$50.79	\$1.74	\$226.71
	2	\$439.83	\$338.25	\$10.15	\$101.58	\$3.48	\$453.46
	3	\$659.73	\$507.36	\$15.22	\$152.37	\$5.22	\$680.17
	4	\$879.65	\$676.48	\$20.29	\$203.17	\$6.96	\$906.90
	5	\$1,099.53	\$845.58	\$25.37	\$253.95	\$8.69	\$1,133.59
	6	\$1,319.46	\$1,014.71	\$30.44	\$304.75	\$10.43	\$1,360.34

Area 3 A Commercial Bins (more)

6	1	\$254.75	\$193.80	\$5.81	\$60.95	\$2.09	\$262.65
	2	\$509.50	\$387.60	\$11.63	\$121.90	\$4.17	\$525.30
	3	\$764.25	\$581.40	\$17.44	\$182.85	\$6.26	\$787.95
	4	\$1,018.99	\$775.19	\$23.26	\$243.80	\$8.35	\$1,050.59
	5	\$1,273.72	\$968.97	\$29.07	\$304.75	\$10.43	\$1,313.22
	6	\$1,528.47	\$1,162.77	\$34.88	\$365.70	\$12.52	\$1,575.87

bin size (cu. yd.) frequency **Area 3 B Commercial Bins**

1.5	1	\$89.55	\$74.31	\$2.23	\$15.24	\$0.52	\$92.30
	2	\$179.09	\$148.62	\$4.46	\$30.47	\$1.04	\$184.59
	3	\$268.65	\$222.94	\$6.69	\$45.71	\$1.56	\$276.90
	4	\$358.21	\$297.26	\$8.92	\$60.95	\$2.09	\$369.21
	5	\$447.76	\$371.57	\$11.15	\$76.19	\$2.61	\$461.52
	6	\$537.30	\$445.88	\$13.38	\$91.42	\$3.13	\$553.81
2	1	\$103.70	\$83.38	\$2.50	\$20.32	\$0.70	\$106.90
	2	\$208.66	\$168.03	\$5.04	\$40.63	\$1.39	\$215.09
	3	\$311.14	\$250.19	\$7.51	\$60.95	\$2.09	\$320.73
	4	\$414.86	\$333.59	\$10.01	\$81.27	\$2.78	\$427.65
	5	\$518.58	\$417.00	\$12.51	\$101.58	\$3.48	\$534.57
	6	\$622.30	\$500.40	\$15.01	\$121.90	\$4.17	\$641.49
3	1	\$132.01	\$101.54	\$3.05	\$30.47	\$1.04	\$136.10
	2	\$263.99	\$203.04	\$6.09	\$60.95	\$2.09	\$272.17
	3	\$395.99	\$304.57	\$9.14	\$91.42	\$3.13	\$408.26
	4	\$527.98	\$406.08	\$12.18	\$121.90	\$4.17	\$544.34
	5	\$659.97	\$507.60	\$15.23	\$152.37	\$5.22	\$680.41
	6	\$791.96	\$609.11	\$18.27	\$182.85	\$6.26	\$816.49
4	1	\$182.20	\$141.57	\$4.25	\$40.63	\$1.39	\$187.84
	2	\$364.40	\$283.13	\$8.49	\$81.27	\$2.78	\$375.68
	3	\$546.60	\$424.70	\$12.74	\$121.90	\$4.17	\$563.51
	4	\$728.79	\$566.26	\$16.99	\$162.53	\$5.56	\$751.34
	5	\$910.98	\$707.81	\$21.23	\$203.17	\$6.96	\$939.17
	6	\$1,093.20	\$849.40	\$25.48	\$243.80	\$8.35	\$1,127.03

Area 3 B Commercial Bins (more)

5	1	\$221.33	\$170.54	\$5.12	\$50.79	\$1.74	\$228.19
	2	\$442.67	\$341.09	\$10.23	\$101.58	\$3.48	\$456.38
	3	\$664.00	\$511.63	\$15.35	\$152.37	\$5.22	\$684.57
	4	\$885.33	\$682.16	\$20.46	\$203.17	\$6.96	\$912.75
	5	\$1,106.67	\$852.72	\$25.58	\$253.95	\$8.69	\$1,140.95
	6	\$1,328.02	\$1,023.27	\$30.70	\$304.75	\$10.43	\$1,369.15
6	1	\$256.47	\$195.52	\$5.87	\$60.95	\$2.09	\$264.42
	2	\$512.91	\$391.01	\$11.73	\$121.90	\$4.17	\$528.81
	3	\$769.38	\$586.53	\$17.60	\$182.85	\$6.26	\$793.24
	4	\$1,025.82	\$782.02	\$23.46	\$243.80	\$8.35	\$1,057.63
	5	\$1,282.28	\$977.53	\$29.33	\$304.75	\$10.43	\$1,322.04
	6	\$1,538.74	\$1,173.04	\$35.19	\$365.70	\$12.52	\$1,586.45

bin size (cu. yd.) frequency **Area 3 C Commercial Bins**

1.5	1	\$96.21	\$80.97	\$2.43	\$15.24	\$0.52	\$99.16
	2	\$192.42	\$161.95	\$4.86	\$30.47	\$1.04	\$198.32
	3	\$288.64	\$242.93	\$7.29	\$45.71	\$1.56	\$297.49
	4	\$384.85	\$323.90	\$9.72	\$60.95	\$2.09	\$396.65
	5	\$481.08	\$404.89	\$12.15	\$76.19	\$2.61	\$495.84
	6	\$577.27	\$485.85	\$14.58	\$91.42	\$3.13	\$594.98
2	1	\$116.17	\$95.85	\$2.88	\$20.32	\$0.70	\$119.74
	2	\$232.36	\$191.73	\$5.75	\$40.63	\$1.39	\$239.50
	3	\$348.52	\$287.57	\$8.63	\$60.95	\$2.09	\$359.23
	4	\$464.69	\$383.42	\$11.50	\$81.27	\$2.78	\$478.98
	5	\$580.88	\$479.30	\$14.38	\$101.58	\$3.48	\$598.74
	6	\$697.05	\$575.15	\$17.25	\$121.90	\$4.17	\$718.48
3	1	\$143.46	\$112.99	\$3.39	\$30.47	\$1.04	\$147.89
	2	\$286.92	\$225.97	\$6.78	\$60.95	\$2.09	\$295.79
	3	\$430.39	\$338.97	\$10.17	\$91.42	\$3.13	\$443.69
	4	\$573.85	\$451.95	\$13.56	\$121.90	\$4.17	\$591.58
	5	\$717.30	\$564.93	\$16.95	\$152.37	\$5.22	\$739.46

Franchise Area 3

Rate Adjustment Schedule for FY 2020-21

	6	\$860.77	\$677.92	\$20.34	\$182.85	\$6.26	\$887.37
--	---	----------	----------	---------	----------	--------	----------

Area 3 C Commercial Bins (more)

4	1	\$182.20	\$141.57	\$4.25	\$40.63	\$1.39	\$187.84
	2	\$364.40	\$283.13	\$8.49	\$81.27	\$2.78	\$375.68
	3	\$546.60	\$424.70	\$12.74	\$121.90	\$4.17	\$563.51
	4	\$728.79	\$566.26	\$16.99	\$162.53	\$5.56	\$751.34
	5	\$910.98	\$707.81	\$21.23	\$203.17	\$6.96	\$939.17
	6	\$1,093.20	\$849.40	\$25.48	\$243.80	\$8.35	\$1,127.03
5	1	\$221.33	\$170.54	\$5.12	\$50.79	\$1.74	\$228.19
	2	\$442.67	\$341.09	\$10.23	\$101.58	\$3.48	\$456.38
	3	\$664.00	\$511.63	\$15.35	\$152.37	\$5.22	\$684.57
	4	\$885.33	\$682.16	\$20.46	\$203.17	\$6.96	\$912.75
	5	\$1,106.67	\$852.72	\$25.58	\$253.95	\$8.69	\$1,140.95
	6	\$1,328.02	\$1,023.27	\$30.70	\$304.75	\$10.43	\$1,369.15
6	1	\$256.47	\$195.52	\$5.87	\$60.95	\$2.09	\$264.42
	2	\$512.91	\$391.01	\$11.73	\$121.90	\$4.17	\$528.81
	3	\$769.38	\$586.53	\$17.60	\$182.85	\$6.26	\$793.24
	4	\$1,025.82	\$782.02	\$23.46	\$243.80	\$8.35	\$1,057.63
	5	\$1,282.28	\$977.53	\$29.33	\$304.75	\$10.43	\$1,322.04
	6	\$1,538.74	\$1,173.04	\$35.19	\$365.70	\$12.52	\$1,586.45

Roll-offs.

10 to 40 cubic yard	\$294.13	\$294.13	\$8.82	\$0.00	\$0.00	\$302.95	per pull plus disposal
Roll off compactor:	\$420.45	\$420.45	\$12.61	\$0.00	\$0.00	\$433.06	per pull plus disposal
Minimum Pull Charge	\$267.71	\$267.71	\$8.03	\$0.00	\$0.00	\$275.74	
Commercial Bin Push Charges							
Dismount Distance (in feet)							
0 to 25'						\$0.00	Per collection per week
26 to 50	\$11.56	\$11.56	\$0.35	\$0.00	\$0.00	\$11.91	
51 to 75	\$14.85	\$14.85	\$0.45	\$0.00	\$0.00	\$15.30	
76 to 100	\$16.51	\$16.51	\$0.50	\$0.00	\$0.00	\$17.01	
Additional Roll off fees							
Delivery	\$97.40	\$97.40	\$2.92	\$0.00	\$0.00	\$100.32	
Extra Trip	\$97.40	\$97.40	\$2.92	\$0.00	\$0.00	\$100.32	

Franchise Area 3**Rate Adjustment Schedule for FY 2020-21**

Relocation	\$97.40	\$97.40	\$2.92	\$0.00	\$0.00	\$100.32
------------	---------	---------	--------	--------	--------	-----------------

Franchise Area 3

Rate Adjustment Schedule for FY 2020-21

Commercial Bulky Item Service

first item	\$41.27	\$41.27	\$1.24	\$0.00	\$0.00	\$42.51
second and third item	\$24.78	\$24.78	\$0.74	\$0.00	\$0.00	\$25.52

Unscheduled Extra Bin Dumps

While on Site	\$55.95	\$47.72	\$1.43	\$8.23	\$0.25	\$57.63
Separate Trip	\$80.71	\$72.48	\$2.17	\$8.23	\$0.25	\$83.13
Unscheduled Compactor Dumps	\$105.53	\$105.53	\$3.17			\$108.70
Commercial Can	\$48.99	\$47.00	\$1.41	\$1.99	\$0.06	\$50.46 per month
Temporary bin service						
Up to Three (3) days:	\$121.83	\$113.60	\$3.41	\$8.23	\$0.25	\$125.49 Total 1 empty
Up to Thirty (30) days:	\$322.22	\$289.32	\$8.68	\$32.90	\$1.00	\$331.90 Total 4 empties

Additional Scout Service	\$82.54	\$82.54	\$2.48	\$0.00	\$0.00	\$85.02
--------------------------	---------	---------	--------	--------	--------	----------------

Bin Exchange (in excess of 1 per year)	\$54.61	\$54.61	\$1.64	\$0.00	\$0.00	\$56.25
---	---------	---------	--------	--------	--------	----------------

Lost or Stolen Bin	\$825.44	\$825.44	\$24.76	\$0.00	\$0.00	\$850.20
--------------------	----------	----------	---------	--------	--------	-----------------

Lost or Stolen Cart	\$132.08	\$132.08	\$3.96	\$0.00	\$0.00	\$136.04
---------------------	----------	----------	--------	--------	--------	-----------------

Burned Bin	\$462.23	\$462.23	\$13.87	\$0.00	\$0.00	\$476.10
------------	----------	----------	---------	--------	--------	-----------------

Bin or Cart Repair actual cost						actual cost
--------------------------------	--	--	--	--	--	--------------------

Locking Lids	\$19.81	\$19.81	\$0.59	\$0.00	\$0.00	\$20.40 per month
--------------	---------	---------	--------	--------	--------	--------------------------

Replacement Lock	\$41.27	\$41.27	\$1.24	\$0.00	\$0.00	\$42.51
------------------	---------	---------	--------	--------	--------	----------------

Replacement Key	\$8.26	\$8.26	\$0.25	\$0.00	\$0.00	\$8.51
-----------------	--------	--------	--------	--------	--------	---------------

Haul or Call Fee	\$30.34	\$30.34	\$0.91	\$0.00	\$0.00	\$31.25
------------------	---------	---------	--------	--------	--------	----------------

Tire Haul Charge	\$424.84	\$424.84	\$12.75	\$0.00	\$0.00	\$437.59
------------------	----------	----------	---------	--------	--------	-----------------

Restart fee	\$24.78	\$24.78	\$0.74	\$0.00	\$0.00	\$25.52
-------------	---------	---------	--------	--------	--------	----------------

(Administrative Only, Bin on Site)	\$123.83	\$123.83	\$3.71	\$0.00	\$0.00	\$127.54
-------------------------------------	----------	----------	--------	--------	--------	-----------------

(Administrative Plus Bin Delivery)	\$41.27	\$41.27	\$1.24	\$0.00	\$0.00	\$42.51
------------------------------------	---------	---------	--------	--------	--------	----------------

Over Loaded Bin	\$55.91	\$55.91	\$1.68	\$0.00	\$0.00	\$57.59 per bin
------------------------	---------	---------	--------	--------	--------	------------------------

Commercial Account Set-Up	\$34.58	\$34.58	\$1.04	\$0.00	\$0.00	\$35.62
---------------------------	---------	---------	--------	--------	--------	----------------

Tax Roll Administrative Charge	\$34.55	\$34.55	\$1.04	\$0.00	\$0.00	\$35.59
--------------------------------	---------	---------	--------	--------	--------	----------------

Recycle Contamination Charge	\$80.69	\$80.69	\$2.42	\$0.00	\$0.00	\$83.11
------------------------------	---------	---------	--------	--------	--------	----------------

Mixed C & D Haul Charge	\$345.52	\$345.52	\$10.37	\$0.00	\$0.00	\$355.89 plus disposal
-------------------------	----------	----------	---------	--------	--------	-------------------------------

Commercial Bin Delivery/Removal	\$27.94	\$27.94	\$0.84	\$0.00	\$0.00	\$28.78
---------------------------------	---------	---------	--------	--------	--------	----------------

Commercial Recycle Extra P/up	\$33.54	\$33.54	\$1.01	\$0.00	\$0.00	\$34.55
-------------------------------	---------	---------	--------	--------	--------	----------------

Franchise Area 3
Rate Adjustment Schedule for FY 2020-21

Commercial Recycling	Current Total	Current Service	Adjustment to Service	Current Landfill	Adjustment to Landfill	Adjusted Total
-----------------------------	----------------------	------------------------	------------------------------	-------------------------	-------------------------------	-----------------------

bin size (cu. yd.) frequency **Area 3 A Commercial Recycle Bins**

2	1	\$71.96	\$71.96	\$2.16	\$0.00	\$0.00	\$74.12
	2	\$143.93	\$143.93	\$4.32	\$0.00	\$0.00	\$148.25
	3	\$215.90	\$215.90	\$6.48	\$0.00	\$0.00	\$222.38
3	1	\$83.04	\$83.04	\$2.49	\$0.00	\$0.00	\$85.53
	2	\$166.07	\$166.07	\$4.98	\$0.00	\$0.00	\$171.05
	3	\$249.11	\$249.11	\$7.47	\$0.00	\$0.00	\$256.58
4	1	\$115.56	\$115.56	\$3.47	\$0.00	\$0.00	\$119.03
	2	\$231.14	\$231.14	\$6.93	\$0.00	\$0.00	\$238.07
	3	\$346.70	\$346.70	\$10.40	\$0.00	\$0.00	\$357.10
6	1	\$153.52	\$153.52	\$4.61	\$0.00	\$0.00	\$158.13
	2	\$307.04	\$307.04	\$9.21	\$0.00	\$0.00	\$316.25
	3	\$460.56	\$460.56	\$13.82	\$0.00	\$0.00	\$474.38

bin size (cu. yd.) frequency **Area 3 B Commercial Recycle Bins**

2	1	\$69.16	\$69.16	\$2.07	\$0.00	\$0.00	\$71.23
	2	\$138.33	\$138.33	\$4.15	\$0.00	\$0.00	\$142.48
3	1	\$79.82	\$79.82	\$2.39	\$0.00	\$0.00	\$82.21
	2	\$159.61	\$159.61	\$4.79	\$0.00	\$0.00	\$164.40
4	1	\$111.08	\$111.08	\$3.33	\$0.00	\$0.00	\$114.41
	2	\$222.18	\$222.18	\$6.67	\$0.00	\$0.00	\$228.85
6	1	\$147.56	\$147.56	\$4.43	\$0.00	\$0.00	\$151.99
	2	\$295.11	\$295.11	\$8.85	\$0.00	\$0.00	\$303.96

Franchise Area 3

Rate Adjustment Schedule for FY 2020-21

bin size (cu. yd.) frequency

Area 3 C Commercial Recycle Bins

2	1	\$71.96	\$71.96	\$2.16	\$0.00	\$0.00	\$74.12
	2	\$143.93	\$143.93	\$4.32	\$0.00	\$0.00	\$148.25
	3	\$215.90	\$215.90	\$6.48	\$0.00	\$0.00	\$222.38
3	1	\$83.04	\$83.04	\$2.49	\$0.00	\$0.00	\$85.53
	2	\$166.07	\$166.07	\$4.98	\$0.00	\$0.00	\$171.05
	3	\$249.11	\$249.11	\$7.47	\$0.00	\$0.00	\$256.58
4	1	\$115.56	\$115.56	\$3.47	\$0.00	\$0.00	\$119.03
	2	\$231.14	\$231.14	\$6.93	\$0.00	\$0.00	\$238.07
	3	\$346.70	\$346.70	\$10.40	\$0.00	\$0.00	\$357.10
6	1	\$153.52	\$153.52	\$4.61	\$0.00	\$0.00	\$158.13
	2	\$307.04	\$307.04	\$9.21	\$0.00	\$0.00	\$316.25
	3	\$460.56	\$460.56	\$13.82	\$0.00	\$0.00	\$474.38

Commercial Organics Service Current Total Current Service Adjustment to Service Processing Adjustment to Processing Adjusted Total

(Both Comprehensive and Non-comprehensive)

bin size (cu. yd.) frequency

64 Gallon	1	\$29.24	\$19.59	\$0.59	\$ 9.65	\$0.29	\$30.12
	2	\$59.02	\$39.72	\$1.19	\$ 19.30	\$0.58	\$60.79
	3	\$88.53	\$59.58	\$1.79	\$ 28.95	\$0.88	\$91.19
	4	\$118.04	\$79.43	\$2.38	\$ 38.60	\$1.17	\$121.59
	5	\$147.53	\$99.28	\$2.98	\$ 48.25	\$1.46	\$151.97
2 Yard	1	\$186.24	\$125.33	\$3.76	\$ 60.91	\$1.85	\$191.84
	2	\$372.49	\$250.67	\$7.52	\$ 121.82	\$3.69	\$383.70
	3	\$558.71	\$375.99	\$11.28	\$ 182.72	\$5.54	\$575.52
	4	\$744.96	\$501.32	\$15.04	\$ 243.63	\$7.38	\$767.38
	5	\$931.19	\$626.65	\$18.80	\$ 304.54	\$9.23	\$959.22

Franchise Area 4

Rate Adjustment Schedule for FY 2020-21

Tip Fee Increase	3.03%
Fuel Surcharge	0.0%
CPI	3.00%

Area 4 A (South of HWY 91)

	Current Total	Current Service	Adjustment to Service	Current Landfill	Adjustment to Landfill	Adjusted Total
Residential Services						
<i>Comprehensive Collection</i>						
Regular	\$ 21.99	\$16.58	\$0.50	\$5.41	\$0.28	\$22.77
Senior	\$ 20.95	\$15.54	\$0.47	\$5.41	\$0.28	\$21.70
Extra Container	\$ 7.60	\$4.68	\$0.14	\$2.92	\$0.09	\$7.83
Green Waste	\$ 4.49	\$3.49	\$0.10	\$1.00	\$0.03	\$4.62
Recycling Material Offset						\$1.05
Other Residential Services						
Residential Extra Bag	\$ 4.47	\$4.47	\$0.13	\$0.00	\$0.00	\$4.60
Residential Bin (2 cu yard)	\$ 90.21	\$90.21	\$2.71	\$0.00	\$0.08	\$93.00
Street Sweeping	\$ 0.88	\$0.88	\$0.03	\$0.00	\$0.00	\$0.91
Back Yard/Side Yard Collection	\$ 19.21	\$19.21	\$0.58	\$0.00	\$0.00	\$19.79 per month
Extra Recycling Cart	\$ 3.13	\$3.13	\$0.09	\$0.00	\$0.00	\$3.22 per month
Extra Green Waste Cart	\$ 6.49	\$6.49	\$0.19	\$0.00	\$0.00	\$6.68 per month
Exchanges (in excess of 1 per year)	\$ 19.21	\$19.21	\$0.58	\$0.00	\$0.00	\$19.79
Redelivery Fee for Roll Cart	\$ 24.01	\$24.01	\$0.72	\$0.00	\$0.00	\$24.73
Reinstatement Fee	\$ 24.01	\$24.01	\$0.72	\$0.00	\$0.00	\$24.73
Scout Service	1.5 times residential rate			\$0.00		
Rural Rate	\$ 28.25	\$28.25	\$0.85	\$0.00	\$0.00	\$29.10
Residential clean-up (\$50.00 minimum per below)						
Supervisor	\$ 49.78	\$49.78	\$1.49	\$0.00	\$0.00	\$51.27 per man /per hour
Laborer	\$ 14.92	\$14.92	\$0.45	\$0.00	\$0.00	\$15.37 per hour
Equipment Operator	\$ 33.19	\$33.19	\$1.00	\$0.00	\$0.00	\$34.19 per hour
Forklift	\$ 80.01	\$80.01	\$2.40	\$0.00	\$0.00	\$82.41
Chainsaw	\$ 40.01	\$40.01	\$1.20	\$0.00	\$0.00	\$41.21
Bulky Item Collection	\$ 24.01	\$24.01	\$0.72	\$0.00	\$0.00	\$24.73
CFC Removal Fee	\$ 32.00	\$32.00	\$0.96	\$0.00	\$0.00	\$32.96
Electronic Waste	\$ 36.43	\$36.43	\$1.09	\$0.00	\$0.00	\$37.52

Franchise Area 4**Rate Adjustment Schedule for FY 2020-21**

Tip Fee Increase 3.03%
Fuel Surcharge 0.0%
CPI 3.00%

Area 4 A (South of HWY 91)

	Current Total	Current Service	Adjustment to Service	Current Landfill	Adjustment to Landfill	Adjusted Total
Residential Account Set-Up	\$ 16.60	\$16.60	\$0.50	\$0.00	\$0.00	\$17.10

Franchise Area 4

Rate Adjustment Schedule for FY 2020-21

Tip Fee Increase 3.03%
 Fuel Surcharge 0.0%
 CPI 3.00%

Area 4 A (South of HWY 91)

Current Total	Current Service	Adjustment to Service	Current Landfill	Adjustment to Landfill	Adjusted Total
---------------	-----------------	-----------------------	------------------	------------------------	----------------

Commercial Bins

bin size (cu. yd.) frequency

1.5	1	\$ 83.78	\$67.32	\$2.02	\$16.46	\$0.56	\$86.36
	2	\$ 90.22	\$68.29	\$2.05	\$21.93	\$0.74	\$93.01
2	2	\$ 149.57	\$105.70	\$3.17	\$43.87	\$1.49	\$154.23
	3	\$ 208.89	\$143.09	\$4.29	\$65.80	\$2.23	\$215.42
	4	\$ 268.25	\$180.52	\$5.42	\$87.73	\$2.98	\$276.64
	5	\$ 327.58	\$217.92	\$6.54	\$109.66	\$3.72	\$337.84
	6	\$ 386.90	\$255.31	\$7.66	\$131.59	\$4.47	\$399.03
3	1	\$ 120.54	\$87.65	\$2.63	\$32.89	\$1.12	\$124.29
	2	\$ 200.01	\$134.21	\$4.03	\$65.80	\$2.23	\$206.27
	3	\$ 279.49	\$180.80	\$5.42	\$98.69	\$3.35	\$288.26
	4	\$ 354.82	\$223.23	\$6.70	\$131.59	\$4.47	\$365.98
	5	\$ 430.10	\$265.62	\$7.97	\$164.48	\$5.58	\$443.65
4	6	\$ 504.52	\$307.13	\$9.21	\$197.39	\$6.70	\$520.43
	1	\$ 128.55	\$84.68	\$2.54	\$43.87	\$1.49	\$132.58
	2	\$ 220.16	\$132.43	\$3.97	\$87.73	\$2.98	\$227.11
	3	\$ 309.67	\$178.08	\$5.34	\$131.59	\$4.47	\$319.48
	4	\$ 390.30	\$214.85	\$6.45	\$175.45	\$5.96	\$402.70
6	5	\$ 488.59	\$269.27	\$8.08	\$219.32	\$7.45	\$504.11
	6	\$ 578.05	\$314.87	\$9.45	\$263.18	\$8.93	\$596.43
	1	\$ 206.21	\$140.41	\$4.21	\$65.80	\$2.23	\$212.66
	2	\$ 412.42	\$280.83	\$8.42	\$131.59	\$4.47	\$425.31
	3	\$ 618.61	\$421.22	\$12.64	\$197.39	\$6.70	\$637.95
6	4	\$ 824.81	\$561.63	\$16.85	\$263.18	\$8.93	\$850.59
	5	\$ 1,031.02	\$702.04	\$21.06	\$328.98	\$11.17	\$1,063.25
	6	\$ 1,237.24	\$842.47	\$25.27	\$394.77	\$13.40	\$1,275.92

Franchise Area 4

Rate Adjustment Schedule for FY 2020-21

Tip Fee Increase	3.03%
Fuel Surcharge	0.0%
CPI	3.00%

Area 4 A (South of HWY 91)

		Current Total	Current Service	Adjustment to Service	Current Landfill	Adjustment to Landfill	Adjusted Total
Hard to service / Ag bins							
1.5	1	\$ 115.26	\$67.43	\$2.02	\$47.83	\$1.51	\$118.79
2	1	\$ 131.11	\$68.28	\$2.05	\$62.83	\$1.98	\$135.14
	2	\$ 231.32	\$105.67	\$3.17	\$125.65	\$3.97	\$238.46
	3	\$ 321.82	\$92.82	\$2.78	\$229.00	\$7.18	\$331.78
	4	\$ 431.70	\$180.40	\$5.41	\$251.30	\$7.93	\$445.05
	5	\$ 535.22	\$221.10	\$6.63	\$314.12	\$9.92	\$551.77
	6	\$ 632.12	\$255.18	\$7.66	\$376.94	\$11.90	\$651.68
3	1	\$ 181.82	\$87.60	\$2.63	\$94.22	\$2.98	\$187.42
	2	\$ 322.64	\$134.18	\$4.03	\$188.46	\$5.95	\$332.62
	3	\$ 463.40	\$180.69	\$5.42	\$282.71	\$8.93	\$477.75
	4	\$ 603.41	\$223.15	\$6.69	\$380.26	\$12.00	\$622.11
	5	\$ 743.40	\$265.49	\$7.96	\$477.91	\$15.08	\$766.45
	6	\$ 883.21	\$306.97	\$9.21	\$576.24	\$18.18	\$910.60
4	1	\$ 213.71	\$88.04	\$2.64	\$125.67	\$3.97	\$220.32
	2	\$ 385.51	\$134.19	\$4.03	\$251.32	\$7.94	\$397.47
	3	\$ 557.34	\$180.36	\$5.41	\$376.98	\$11.90	\$574.65
	4	\$ 729.15	\$226.53	\$6.80	\$502.62	\$15.87	\$751.82
	5	\$ 900.95	\$272.68	\$8.18	\$628.27	\$19.84	\$928.97
	6	\$ 1,072.76	\$318.84	\$9.57	\$753.92	\$23.80	\$1,106.13

Roll off:

10 to 40 cubic yard	\$ 541.45	\$333.45	\$10.00	\$208.00	\$6.30	\$557.76	
Compactor	\$ 476.63	\$476.63	\$14.30	\$0.00	\$0.00	\$490.93	per pull plus disposal
Minimum Pull Charge	\$ 333.45	\$333.45	\$10.00	\$0.00	\$0.00	\$343.45	
Unscheduled Extra Bin Dumps	\$ 58.02	\$48.32	\$1.45	\$9.70	\$0.29	\$59.76	

Franchise Area 4

Rate Adjustment Schedule for FY 2020-21

Tip Fee Increase 3.03%

Fuel Surcharge 0.0%

CPI 3.00%

Area 4 A (South of HWY 91)

Current Total	Current Service	Adjustment to Service	Current Landfill	Adjustment to Landfill	Adjusted Total
---------------	-----------------	-----------------------	------------------	------------------------	----------------

Other Services**Manure Bin rate**

bin size (cu. yd.) frequency

2	1	\$ 150.61	\$129.99	\$3.90	\$20.62	\$0.62	\$155.13
3	1	\$ 195.38	\$164.45	\$4.93	\$30.93	\$0.94	\$201.25

Commercial Bin Push Charges

Dismount Distance (in feet)

0 to 25'

26 to 50	\$ 11.72	\$11.72	\$0.35	\$0.00	\$0.00	\$12.07
----------	----------	---------	--------	--------	--------	----------------

51 to 75	\$ 15.07	\$15.07	\$0.45	\$0.00	\$0.00	\$15.52
----------	----------	---------	--------	--------	--------	----------------

76 to 100	\$ 16.76	\$16.76	\$0.50	\$0.00	\$0.00	\$17.26
-----------	----------	---------	--------	--------	--------	----------------

Additional Roll off fees

Delivery	\$ 97.41	\$97.41	\$2.92	\$0.00	\$0.00	\$100.33
----------	----------	---------	--------	--------	--------	-----------------

Extra Trip	\$ 97.41	\$97.41	\$2.92	\$0.00	\$0.00	\$100.33
------------	----------	---------	--------	--------	--------	-----------------

Relocation	\$ 97.41	\$97.41	\$2.92	\$0.00	\$0.00	\$100.33
------------	----------	---------	--------	--------	--------	-----------------

Commercial and Industrial Bulky Item

first item	\$ 41.27	\$41.27	\$1.24	\$0.00	\$0.00	\$42.51
------------	----------	---------	--------	--------	--------	----------------

second and third item	\$ 24.74	\$24.74	\$0.74	\$0.00	\$0.00	\$25.48
-----------------------	----------	---------	--------	--------	--------	----------------

Unscheduled Extra Bin Dumps

While on Site	\$ 56.11	\$48.38	\$1.45	\$7.73	\$0.23	\$57.80
---------------	----------	---------	--------	--------	--------	----------------

Separate Trip	\$ 81.20	\$73.47	\$2.20	\$7.73	\$0.23	\$83.64
---------------	----------	---------	--------	--------	--------	----------------

Unscheduled Compactor Dumps	\$ 97.54	\$97.54	\$2.93	\$0.00	\$0.00	\$100.47
-----------------------------	----------	---------	--------	--------	--------	-----------------

Commercial Can	\$ 48.90	\$47.00	\$1.41	\$1.90	\$0.06	\$50.37
----------------	----------	---------	--------	--------	--------	----------------

Franchise Area 4

Rate Adjustment Schedule for FY 2020-21

Tip Fee Increase	3.03%
Fuel Surcharge	0.0%
CPI	3.00%

Area 4 A (South of HWY 91)

	Current Total	Current Service	Adjustment to Service	Current Landfill	Adjustment to Landfill	Adjusted Total
Temporary bin service						
Up to Three (3) days:	\$ 121.49	\$113.76	\$3.41	\$7.73	\$0.23	\$125.14
Up to Thirty (30) days:	\$ 320.90	\$289.97	\$8.70	\$30.93	\$0.94	\$330.54
Additional Scout Service	\$ 82.58	\$82.58	\$2.48	\$0.00	\$0.00	\$85.06
Bin Exchange (in excess of 1 per year)	\$ 53.66	\$53.66	\$1.61	\$0.00	\$0.00	\$55.27
Lost or Stolen Bin	\$ 825.48	\$825.48	\$24.76	\$0.00	\$0.00	\$850.24
Lost or Stolen Cart	\$ 132.11	\$132.11	\$3.96	\$0.00	\$0.00	\$136.07
Burned Bin	\$ 462.28	\$462.28	\$13.87	\$0.00	\$0.00	\$476.15
Bin or Cart Repair	Actual Cost					Actual Cost
Locking Lids	\$ 19.44	\$19.44	\$0.58	\$0.00	\$0.00	\$20.02
Replacement Lock	\$ 40.47	\$40.47	\$1.21	\$0.00	\$0.00	\$41.68
Replacement Key	\$ 8.09	\$8.09	\$0.24	\$0.00	\$0.00	\$8.33
Haul or Call Fee	\$ 29.23	\$29.23	\$0.88	\$0.00	\$0.00	\$30.11
Tire Haul Charge	\$ 409.15	\$409.15	\$12.27	\$0.00	\$0.00	\$421.42
Restart fee						
(Administrative Only, Bin on Site)	\$ 24.27	\$24.27	\$0.73	\$0.00	\$0.00	\$25.00
(Administrative Plus Bin Delivery)	\$ 121.39	\$121.39	\$3.64	\$0.00	\$0.00	\$125.03
Over Loaded Bin	\$ 54.81	\$54.81	\$1.64	\$0.00	\$0.00	\$56.45
Tax Roll Administrative Charge	\$ 33.87	\$33.87	\$1.02	\$0.00	\$0.00	\$34.89
Recycle Contamination Charge	\$ 79.60	\$79.60	\$2.39	\$0.00	\$0.00	\$81.99
Mixed C & D Haul Charge	\$ 338.75	\$338.75	\$10.16	\$0.00	\$0.00	\$348.91 plus disposal
Commercial Bin Delivery/Removal	\$ 27.40	\$27.40	\$0.82	\$0.00	\$0.00	\$28.22
Commercial Recycle Bin Extra Pickup	\$ 32.88	\$32.88	\$0.99	\$0.00	\$0.00	\$33.87

Franchise Area 4
Rate Adjustment Schedule for FY 2020-21

Tip Fee Increase	3.03%
Fuel Surcharge	0.0%
CPI	3.00%

Area 4 A (South of HWY 91)
Commercial Recycling Bins

bin size (cu. yd.) frequency

		Current Total	Current Service	Adjustment to Service	Current Landfill	Adjustment to Landfill	Adjusted Total
2	1	\$ 76.52	\$76.52	\$2.30	\$0.00	\$0.00	\$78.82
	2	\$ 153.03	\$153.03	\$4.59	\$0.00	\$0.00	\$157.62
	3	\$ 229.55	\$229.55	\$6.89	\$0.00	\$0.00	\$236.44
3	1	\$ 88.74	\$88.74	\$2.66	\$0.00	\$0.00	\$91.40
	2	\$177.50	\$177.50	\$5.33	\$0.00	\$0.00	\$182.83
	3	\$ 266.24	\$266.24	\$7.99	\$0.00	\$0.00	\$274.23
4	1	\$ 108.62	\$108.62	\$3.26	\$0.00	\$0.00	\$111.88
	2	\$ 217.25	\$217.25	\$6.52	\$0.00	\$0.00	\$223.77
	3	\$ 325.87	\$325.87	\$9.78	\$0.00	\$0.00	\$335.65
6	1	\$ 114.76	\$114.76	\$3.44	\$0.00	\$0.00	\$118.20
	2	\$ 229.53	\$229.53	\$6.89	\$0.00	\$0.00	\$236.42
	3	\$ 344.30	\$344.30	\$10.33	\$0.00	\$0.00	\$354.63

Commercial Organics Service

(Both Comprehensive and Non-comprehensive)

bin size (cu. yd.) frequency

		Current Total	Current Service	Adjustment to Service	Processing	Adjustment to Processing	Adjusted Total
64 Gallon	1	\$29.25	\$19.59	\$0.59	\$ 9.66	\$0.29	\$30.13
	2	\$58.48	\$39.18	\$1.18	\$ 19.30	\$0.58	\$60.24
	3	\$87.73	\$58.77	\$1.76	\$ 28.96	\$0.88	\$90.37
	4	\$116.96	\$78.36	\$2.35	\$ 38.60	\$1.17	\$120.48
	5	\$146.20	\$97.95	\$2.94	\$ 48.25	\$1.46	\$150.60
2 Yard	1	\$154.86	\$93.96	\$2.82	\$ 60.90	\$1.85	\$159.52
	2	\$309.73	\$187.91	\$5.64	\$ 121.82	\$3.69	\$319.06
	3	\$464.63	\$281.91	\$8.46	\$ 182.72	\$5.54	\$478.62
	4	\$619.50	\$375.87	\$11.28	\$ 243.63	\$7.38	\$638.16
	5	\$774.34	\$469.81	\$14.09	\$ 304.53	\$9.23	\$797.66

Franchise Area 4

Rate Adjustment Schedule for FY 2020-21

Tip Fee Increase	3.03%
Fuel Surcharge	0.0%
CPI	3.00%

	Current Service	Adjustment to Service	Current Landfill	Adjustment to Landfill	Adjusted Total
Residential Services					
<i>Comprehensive Collection</i>					
Regular	\$16.92	\$0.51	\$5.41	\$0.28	\$23.12
Senior	\$14.43	\$0.43	\$5.41	\$0.28	\$20.56
Extra Container	\$4.68	\$0.14	\$2.92	\$0.09	\$7.83
Green Waste	\$3.50	\$0.11	\$1.00	\$0.03	\$4.64
Recycling Material Offset					\$1.05
Other Residential Services					
Residential Extra Bag	\$4.47	\$0.13	\$0.00	\$0.00	\$4.60
Residential Bin (2 cu yard)	\$90.21	\$2.71	\$0.00	\$0.08	\$93.00
Street Sweeping	\$0.88	\$0.03	\$0.00	\$0.00	\$0.91
Back Yard/Side Yard Collection	\$19.21	\$0.58	\$0.00	\$0.00	\$19.79 per month
Extra Recycling Cart	\$3.13	\$0.09	\$0.00	\$0.00	\$3.22 per month
Extra Green Waste Cart	\$6.49	\$0.19	\$0.00	\$0.00	\$6.68 per month
Exchanges (in excess of 1 per year)	\$19.21	\$0.58	\$0.00	\$0.00	\$19.79
Redelivery Fee for Roll Cart	\$24.01	\$0.72	\$0.00	\$0.00	\$24.73
Reinstatement Fee	\$24.01	\$0.72	\$0.00	\$0.00	\$24.73
Scout Service					1.5 times residential rate
Rural Rate	\$22.86	\$0.69	\$5.41	\$0.16	\$29.12
Residential clean-up					
(\$50.00 minimum per below)					
Supervisor	\$49.78	\$1.49	\$0.00	\$0.00	\$51.27 per man /per hour
Laborer	\$14.92	\$0.45	\$0.00	\$0.00	\$15.37 per hour
Equipment Operator	\$33.19	\$1.00	\$0.00	\$0.00	\$34.19 per hour
Forklift	\$80.01	\$2.40	\$0.00	\$0.00	\$82.41 per hour
Chainsaw	\$40.01	\$1.20	\$0.00	\$0.00	\$41.21 per hour
	\$0.00	\$0.00	\$0.00	\$0.00	\$0.00
Bulky Item Collection	\$24.01	\$0.72	\$0.00	\$0.00	\$24.73
CFC Removal Fee	\$32.00	\$0.96	\$0.00	\$0.00	\$32.96
Electronic Waste	\$36.43	\$1.09	\$0.00	\$0.00	\$37.52

Franchise Area 4

Rate Adjustment Schedule for FY 2020-21

Tip Fee Increase 3.03%

Fuel Surcharge 0.0%

CPI 3.00%

	Current Service	Adjustment to Service	Current Landfill	Adjustment to Landfill	Adjusted Total
Residential Account Set-Up	\$16.60	\$0.50	\$0.00	\$0.00	\$17.10

Franchise Area 4

Rate Adjustment Schedule for FY 2020-21

Tip Fee Increase	3.03%
Fuel Surcharge	0.0%
CPI	3.00%

		Current Service	Adjustment to Service	Current Landfill	Adjustment to Landfill	Adjusted Total
Commercial Bins						
bin size (cu. yd.)	frequency					
1.5	1	\$82.53	\$2.48	\$16.45	\$0.56	\$102.01
2	1	\$87.32	\$2.62	\$21.93	\$0.74	\$112.61
	2	\$143.73	\$4.31	\$43.86	\$1.49	\$193.39
	3	\$200.18	\$6.01	\$65.80	\$2.23	\$274.22
	4	\$256.59	\$7.70	\$87.73	\$2.98	\$355.00
	5	\$313.01	\$9.39	\$109.66	\$3.72	\$435.78
	6	\$369.46	\$11.08	\$131.59	\$4.47	\$516.60
3	1	\$116.16	\$3.48	\$32.89	\$1.12	\$153.65
	2	\$191.30	\$5.74	\$65.80	\$2.23	\$265.07
	3	\$266.37	\$7.99	\$98.69	\$3.35	\$376.40
	4	\$337.38	\$10.12	\$131.59	\$4.47	\$483.56
	5	\$408.29	\$12.25	\$164.48	\$5.58	\$590.60
	6	\$478.31	\$14.35	\$197.39	\$6.70	\$696.75
4	1	\$126.12	\$3.78	\$43.86	\$1.49	\$175.25
	2	\$210.36	\$6.31	\$87.73	\$2.98	\$307.38
	3	\$294.63	\$8.84	\$131.59	\$4.47	\$439.53
	4	\$378.90	\$11.37	\$175.46	\$5.96	\$571.68
	5	\$463.11	\$13.89	\$219.32	\$7.45	\$703.77
	6	\$547.36	\$16.42	\$263.18	\$8.93	\$835.90
6	1	\$222.84	\$6.69	\$65.80	\$2.23	\$297.56
	2	\$389.55	\$11.69	\$131.59	\$4.47	\$537.29
	3	\$556.27	\$16.69	\$197.39	\$6.70	\$777.05
	4	\$723.02	\$21.69	\$263.18	\$8.93	\$1,016.82
	5	\$889.72	\$26.69	\$328.98	\$11.17	\$1,256.56
	6	\$1,056.46	\$31.69	\$394.77	\$13.40	\$1,496.33

Franchise Area 4

Rate Adjustment Schedule for FY 2020-21

Tip Fee Increase 3.03%
 Fuel Surcharge 0.0%
 CPI 3.00%

		Current Service	Adjustment to Service	Current Landfill	Adjustment to Landfill	Adjusted Total
Hard to service / Ag bins						
1.5	1	\$67.44	\$2.02	\$47.82	\$1.51	\$118.79
2	1	\$68.22	\$2.05	\$62.83	\$1.98	\$135.08
	2	\$105.55	\$3.17	\$125.65	\$3.97	\$238.33
	3	\$93.33	\$2.80	\$228.99	\$7.18	\$332.30
	4	\$180.20	\$5.41	\$251.29	\$7.93	\$444.83
	5	\$217.53	\$6.53	\$314.11	\$9.92	\$548.08
	6	\$254.85	\$7.65	\$376.93	\$11.90	\$651.33
3	1	\$87.52	\$2.63	\$94.22	\$2.97	\$187.34
	2	\$133.99	\$4.02	\$188.46	\$5.95	\$332.42
	3	\$180.47	\$5.41	\$282.71	\$8.93	\$477.52
	4	\$222.86	\$6.69	\$380.27	\$12.00	\$621.82
	5	\$265.17	\$7.96	\$477.91	\$15.08	\$766.12
	6	\$306.65	\$9.20	\$576.24	\$18.18	\$910.27
4	1	\$87.93	\$2.64	\$125.67	\$3.97	\$220.21
	2	\$133.98	\$4.02	\$251.32	\$7.94	\$397.25
	3	\$180.02	\$5.40	\$376.97	\$11.90	\$574.29
	4	\$226.09	\$6.78	\$502.61	\$15.87	\$751.35
	5	\$272.12	\$8.16	\$628.27	\$19.84	\$928.39
	6	\$318.18	\$9.55	\$753.92	\$23.80	\$1,105.45

Roll off:

10 to 40 cubic yard	\$333.44	\$10.00	\$209.43	\$6.35	\$559.22	
Compactor	\$476.63	\$14.30	\$0.00	\$0.00	\$490.93	per pull plus disposal
Minimum Pull Charge	\$333.45	\$10.00	\$0.00	\$0.00	\$343.45	
Unscheduled Extra Bin Dumps	\$48.32	\$1.45	\$10.93	\$0.33	\$61.03	

Franchise Area 4

Rate Adjustment Schedule for FY 2020-21

Tip Fee Increase	3.03%
Fuel Surcharge	0.0%
CPI	3.00%

		Current Service	Adjustment to Service	Current Landfill	Adjustment to Landfill	Adjusted Total
Other Services						
Manure Bin rate						
bin size (cu. yd.)	frequency					
2	1	\$129.99	\$3.90	\$20.62	\$0.62	\$155.13
3	1	\$164.45	\$4.93	\$30.93	\$0.94	\$201.25
Commercial Bin Push Charges						
Dismount Distance (in feet)						
0 to 25'						
26 to 50		\$11.72	\$0.35	\$0.00	\$0.00	\$12.07
51 to 75		\$15.07	\$0.45	\$0.00	\$0.00	\$15.52
76 to 100		\$16.76	\$0.50	\$0.00	\$0.00	\$17.26
Additional Roll off fees						
Delivery		\$97.41	\$2.92	\$0.00	\$0.00	\$100.33
Extra Trip		\$97.41	\$2.92	\$0.00	\$0.00	\$100.33
Relocation		\$97.41	\$2.92	\$0.00	\$0.00	\$100.33
Commercial and Industrial Bulky Item						
first item		\$41.27	\$1.24	\$0.00	\$0.00	\$42.51
second and third item		\$24.74	\$0.74	\$0.00	\$0.00	\$25.48
Unscheduled Extra Bin Dumps						
While on Site		\$48.38	\$1.45	\$7.73	\$0.23	\$57.80
Separate Trip		\$73.47	\$2.20	\$7.73	\$0.23	\$83.64
Unscheduled Compactor Dumps		\$97.54	\$2.93	\$0.00	\$0.00	\$100.47
Commercial Can		\$47.00	\$1.41	\$1.90	\$0.06	\$50.37

Franchise Area 4

Rate Adjustment Schedule for FY 2020-21

Tip Fee Increase	3.03%
Fuel Surcharge	0.0%
CPI	3.00%

	Current Service	Adjustment to Service	Current Landfill	Adjustment to Landfill	Adjusted Total
Temporary bin service					
Up to Three (3) days:	\$113.76	\$3.41	\$7.73	\$0.23	\$125.14
Up to Thirty (30) days:	\$289.97	\$8.70	\$30.93	\$0.94	\$330.54
Additional Scout Service	\$82.58	\$2.48	\$0.00	\$0.00	\$85.06
Bin Exchange (in excess of 1 per year)	\$53.66	\$1.61	\$0.00	\$0.00	\$55.27
Lost or Stolen Bin	\$825.48	\$24.76	\$0.00	\$0.00	\$850.24
Lost or Stolen Cart	\$132.11	\$3.96	\$0.00	\$0.00	\$136.07
Burned Bin	\$462.28	\$13.87	\$0.00	\$0.00	\$476.15
Bin or Cart Repair					Actual Cost
Locking Lids	\$19.82	\$0.59	\$0.00	\$0.00	\$20.41
Replacement Lock	\$41.27	\$1.24	\$0.00	\$0.00	\$42.51
Replacement Key	\$8.25	\$0.25	\$0.00	\$0.00	\$8.50
Haul or Call Fee	\$29.82	\$0.89	\$0.00	\$0.00	\$30.71
Tire Haul Charge	\$417.34	\$12.52	\$0.00	\$0.00	\$429.86
Restart fee					
(Administrative Only, Bin on Site)	\$24.74	\$0.74	\$0.00	\$0.00	\$25.48
(Administrative Plus Bin Delivery)	\$123.82	\$3.71	\$0.00	\$0.00	\$127.53
Over Loaded Bin	\$55.91	\$1.68	\$0.00	\$0.00	\$57.59
Tax Roll Administrative Charge	\$34.55	\$1.04	\$0.00	\$0.00	\$35.59
Recycle Contamination Charge	\$81.18	\$2.44	\$0.00	\$0.00	\$83.62
Mixed C & D Haul Charge	\$345.52	\$10.37	\$0.00	\$0.00	\$355.89 plus disposal
Commercial Bin Delivery/Removal	\$27.94	\$0.84	\$0.00	\$0.00	\$28.78
Commercial Recycle Bin Extra Pickup	\$33.54	\$1.01	\$0.00	\$0.00	\$34.55

Franchise Area 4
Rate Adjustment Schedule for FY 2020-21

Tip Fee Increase	3.03%
Fuel Surcharge	0.0%
CPI	3.00%

Commercial Recycling Bins

bin size (cu. yd.) frequency

		Current Service	Adjustment to Service	Current Landfill	Adjustment to Landfill	Adjusted Total
2	1	\$76.52	\$2.30	\$0.00	\$0.00	\$78.82
	2	\$153.03	\$4.59	\$0.00	\$0.00	\$157.62
	3	\$229.55	\$6.89	\$0.00	\$0.00	\$236.44
3	1	\$88.74	\$2.66	\$0.00	\$0.00	\$91.40
	2	\$177.50	\$5.32	\$0.00	\$0.00	\$182.82
	3	\$266.24	\$7.99	\$0.00	\$0.00	\$274.23
4	1	\$108.62	\$3.26	\$0.00	\$0.00	\$111.88
	2	\$217.25	\$6.52	\$0.00	\$0.00	\$223.76
	3	\$325.87	\$9.78	\$0.00	\$0.00	\$335.65
6	1	\$114.76	\$3.44	\$0.00	\$0.00	\$118.21
	2	\$229.53	\$6.89	\$0.00	\$0.00	\$236.41
	3	\$344.30	\$10.33	\$0.00	\$0.00	\$354.63

Commercial Organics Service

(Both Comprehensive and Non-comprehensive)

bin size (cu. yd.) frequency

		Current Service	Adjustment to Service	Processing	Adjustment to Processing	Adjusted Total
64 Gallon	1	\$19.60	\$0.59	\$ 9.65	\$0.29	\$30.13
	2	\$39.18	\$1.18	\$ 19.30	\$0.58	\$60.24
	3	\$58.77	\$1.76	\$ 28.95	\$0.88	\$90.37
	4	\$78.36	\$2.35	\$ 38.60	\$1.17	\$120.48
	5	\$97.95	\$2.94	\$ 48.25	\$1.46	\$150.60
2 Yard	1	\$93.96	\$2.82	\$ 60.91	\$1.85	\$159.53
	2	\$187.91	\$5.64	\$ 121.82	\$3.69	\$319.06
	3	\$281.91	\$8.46	\$ 182.72	\$5.54	\$478.63
	4	\$375.87	\$11.28	\$ 243.63	\$7.38	\$638.16
	5	\$469.80	\$14.09	\$ 304.54	\$9.23	\$797.66



Riverside County Board of Supervisors Request to Speak

Submit request to Clerk of Board (right of podium), Speakers are entitled to three (3) minutes, subject to Board Rules listed on the reverse side of this form.

SPEAKER'S NAME: Tracy Wao

Address: _____

City: _____ Zip: _____

Phone #: _____

Date: _____ Agenda # 19.11

PLEASE STATE YOUR POSITION BELOW:

Position on "Regular" (non-appealed) Agenda Item:

_____ Support X _____ Oppose _____ Neutral

Note: If you are here for an agenda item that is filed for "Appeal", please state separately your position on the appeal below:

_____ Support _____ Oppose _____ Neutral

I give my 3 minutes to: _____

BOARD RULES

Requests to Address Board on "Agenda" Items:

You may request to be heard on a published agenda item. Requests to be heard must be submitted to the Clerk of the Board before the scheduled meeting time.

Requests to Address Board on items that are "NOT" on the Agenda/Public Comment:

Notwithstanding any other provisions of these rules, a member of the public shall have the right to address the Board during the mid-morning "Oral Communications" segment of the published agenda. Said purpose for address must pertain to issues which are under the direct jurisdiction of the Board of Supervisors. YOUR TIME WILL BE LIMITED TO THREE (3) MINUTES. Donated time is not permitted during Public Comment.

Power Point Presentations/Printed Material:

Speakers who intend to conduct a formalized Power Point presentation or provide printed material must notify the Clerk of the Board's Office by 12 noon on the Monday preceding the Tuesday Board meeting, insuring that the Clerk's Office has sufficient copies of all printed materials and at least one (1) copy of the Power Point CD. Copies of printed material given to the Clerk (by Monday noon deadline) will be provided to each Supervisor. If you have the need to use the overhead "Elmo" projector at the Board meeting, please ensure your material is clear and with proper contrast, notifying the Clerk well ahead of the meeting, of your intent to use the Elmo.

Individual Speaker Limits:

Individual speakers are limited to a maximum of three (3) minutes. Please step up to the podium when the Chairman calls your name and begin speaking immediately. Pull the microphone to your mouth so that the Board, audience, and audio recording system hear you clearly. Once you start speaking, the "green" podium light will light. The "yellow" light will come on when you have one (1) minute remaining. When you have 30 seconds remaining, the "yellow" light will begin to flash, indicating you must quickly wrap up your comments. Your time is up when the "red" light flashes. The Chairman adheres to a strict three (3) minutes per speaker. *Note: If you intend to give your time to a "Group/Organized Presentation", please state so clearly at the very bottom of the reverse side of this form.*

Group/Organized Presentations:

Group/organized presentations with more than one (1) speaker will be limited to nine (9) minutes at the Chairman's discretion. The organizer of the presentation will automatically receive the first three (3) minutes, with the remaining six (6) minutes relinquished by other speakers, as requested by them on a completed "Request to Speak" form, and clearly indicated at the bottom of the form.

Addressing the Board & Acknowledgement by Chairman:

The Chairman will determine what order the speakers will address the Board, and will call on all speakers in pairs. The first speaker should immediately step to the podium and begin addressing the Board. The second speaker should take up a position in one of the chamber aisles in order to quickly step up to the podium after the preceding speaker. This is to afford an efficient and timely Board meeting, giving all attendees the opportunity to make their case. Speakers are prohibited from making personal attacks, and/or using coarse, crude, profane or vulgar language while speaking to the Board members, staff, the general public and/or meeting participants. Such behavior, at the discretion of the Board Chairman, may result in removal from the Board Chambers by Sheriff Deputies.

Law Offices of Tracy T. Woo

777 E. Tahquitz Canyon Way, Ste., 200-138

Palm Springs, CA 92262

760-851-0901

June 4, 2020

Treasurer-Tax Collector

County of Riverside

Attn: Michael C. Thomas, Esq.

Deputy County Counsel

3960 Orange Street, Suite 500, Riverside, CA 92501

RE: Claim For Excess Proceeds; TC212659

Dear Mr. Thomas:

I represent David Ryan King ("David" and/or "Mr. King"), the husband of Bonnie Lee Ahlberg, aka Bonnie Lee Ahlberg King, ("Bonnie") in connection with the tax sale of that certain property located at 81641 Avenue 48, #99, Indio, California; APN 616-222-016-2 (the "Property"). The County of Riverside ("County") apparently completed the sale on or about May 1, 2018, which was apparently recorded the on or about June 26, 2018.

This letter is in response to the May 28, 2016 letter sent from Deputy Miriam Marquez for Jon Christensen, Treasurer-Tax Collector for the County of Riverside. It is requested that it be given to the Riverside County Board of Supervisors for its June 9, 2020 meeting.

The crux of the matter is two-fold: (1) the improper tax sale of the Property; and (2) an improper proposed determination and apportionment of the excess proceeds from the sale of the Property.

Improper Tax Sale Of The Property

The impetus of the May 1, 2018 tax sale was due to the failure to pay the real property taxes for the following periods: 2009 2nd installment, 2010, and 2012. **See Attachment A** (email chain from Elizabeth Balderas of the County). The disturbing fact, however, is that all taxes were paid for 2013 through April 2018, right up to the May 1, 2018 tax sale, and that the County failed to: (i) apply any of those payments towards the oldest tax payments due, which would have averted the tax sale as well as minimize any accrued interest on the back taxes; and (ii) notify on the 2013 to 2018 tax bills and/or in the tax payment portal that any such back taxes were due.

Submitted by Tracy Woo

6-9-20 Item 19.11
(date)

Had the late Bonnie Ahlberg and/or her husband, David King, known that the back taxes were due, Bonnie and/or David would have first paid off the back taxes. For example, on April 20, 2018, Mr. King paid \$2008.09, believing that was the only amount due as that was what was listed in the 2018 tax information as set forth in the County's website at www.countytreasurer.org. In fact, The County's website for real property taxes showed that for each of the years 2013-2018 that the taxes were paid in full. So, in the example cited above, the County accepted the April 2018 payment as it did for all prior payments, but failed to apply it towards the oldest back taxes.

The County knew or should have known that by failing to apply current payments against past due payments that: (i) unnecessary accrued interest on those back payments would continue; and (ii) those back taxes would continue to be outstanding, which could lead to the 5-year trigger point of then having a tax sale. See Cal. Rev. & Tax. Code § 3691.

Stated differently, the County knew or should have known that applying the taxes paid in 2013 through 2018 towards the back taxes for 2009, 2010, and 2012 would have resulted in those back taxes being paid in full in less than 5-years, and thus there would have been no tax sale of the Property on or about May 1, 2018. That is, the outstanding balance would never have reached a 5-year delinquency period and thus the County would not have been empowered to sell the Property. See Cal. Rev. & Tax. Code § 3691.

Moreover, prior to the May 1, 2018 tax sale of the Property, Mr. King offered to pay the entire back taxes immediately, and the County did not accept the offer. Specifically, Mr. King notified Matt Jennings of the County regarding the couple's prior medical and financial issues. Mr. Jennings directed Mr. King to contact Sandra Finley of the County. Mrs. Finley offered no assistance, even though Mr. King offered to pay the back dues due. Such failure to allow Mr. King to pay off the entire back taxes due violated his right to redeem the Property up until the close of business on the last business day prior to the tax sale date. See Cal. Rev. & Tax. Code § 3706.

After the May 1, 2018 tax sale, on July 9, 2018, the County sent Mr. King a letter indicating that it was in receipt of his Petition to Rescind Tax Sale of the Property ("Petition to Rescind Sale"), and that he would be notified of the hearing date on such Petition. **See Attachment B** (Letter from Lisa Wagner). The Petition to Rescind Sale was done in the one-year period from the date of tax sale per Cal. Rev. & Tax. Code §§ 3725, 3731. However, there was no hearing for on such Petition and that was a clear violation of his right to rescind the sale.

Instead, the County improperly and shockingly steered Mr. King away from his right on following-up on the City's failure to have a hearing on his Petition to Rescind Sale and misled him to believe that his only path was to focus on his claim excess proceeds. Specifically, there are numerous emails from the County regarding filing a claim for excess proceeds, but there are no emails inquiring about Mr. King's Petition to Rescind Sale. More lamentable is the fact that the County knew of Bonnie's poor health that resulted in her death in 2015, the health issues of Mr. King, and the history of the Property.

It is appalling that the County's response was completely devoid of compassion and any effort to assist Mr. King with his Petition to Rescind Sale given all the tax payments made that could easily have satisfied the defaulted payments that gave rise to the tax sale. Rather, it is as if the County wanted to avoid rescinding the tax sale as it obviously would be more work as opposed to going through a claimant process for excess proceeds. In other words, the County's action or lack of action resulted in misleading Mr. King that his only remaining path is the claimant process for excess proceeds, when he clearly could have pursued his right to rescind the tax sale.

Mr. King basically had no choice but to pursue both a Petition to Rescind Sale and file a claim for excess proceeds at the same time as both those avenues must be done within one year of the tax sale. See Cal. Rev. & Tax. Code §§ 3625, 3631, 4675. Mr. King did so, and yet the County completely ignored his Petition to Rescind Sale and led him to believe that he simply must wait "18 months from May 1, 2018" and then such time frame was correct to say 18 months from June 26, 2018, the date the deed was recorded. **See Attachment C** (email chain from Melissa Johnson).

Thus, the County's actions and inactions, including but not limited to the failure of applying tax payments towards to oldest amount of back property taxes, the failure to properly process the Petition to Rescind Sale were at best negligence, and at worst intentional deception and fraud that resulted in the improper sale of Property.

Improper Proposed Determination And Apportionment Of The Excess Proceeds

The claimant Global Discoveries, LTD ("Global Discoveries") consists of a fraudulent statement made under penalty of perjury. Specifically, the Affidavit of Ronald Ahlberg submitted as part of Global Discoveries' claim states: "I am the biological sibling to Bonnie Lee E. Ahlberg". Such statement is blatantly false as Bonnie was born as "Baby Girl Canell" and subsequently adopted by Phillip and Georgie Ahlberg. **See Attachment D** (Adoption Decree). Given such false statement, the truth and veracity of the entire claim Global Discoveries is


suspect. Additionally, the birth certificate for Ronald Ahlberg is clearly marked "Informational/Not for Legal Identification". Upon information and belief Ronald Ahlberg was born Ronald O Bradford and was later adopted by Phillip and Georgie Ahlberg.

Moreover, Bonnie Ahlberg has a living natural half-blooded sister named Margo Canell (i.e., they both have the same biological mother). Global Discoveries' claim emanates from Ronald Ahlberg who was a resident of Illinois and died on July 4, 2019. It is unclear what laws govern any inheritance rights Ronald Ahlberg has as there has yet been no probate filed in connection with Bonnie Ahlberg and/or Ronald Ahlberg (e.g., does Illinois law apply, and if so, what does Illinois law state as to a situation where there are two adopted children from different biological parents and a half-blooded biological sibling?). This issue should be resolved by a probate court of law.

Secondly, the proposed apportionment completely ignores Mr. King's right to an offset. Specifically, Mr. King has made eleven (11) tax payments of roughly \$1800.00 each for the periods of 2013 through April 2018, which total more than \$19,800.00. Mr. King also expended his personal funds to maintain and repair the Property, including but not limited to HOA dues of over \$7,500.00 (i.e., \$225/mo. from 2015 to April 2018), home insurance of over \$3,282.00 (i.e., \$1,094/yr. from 2015 to April 2018), and utility bills and other repairs made from Bonnie's death in 2015). Thus, the total excess proceeds of \$40,681.48 should be offset by the above-mentioned payments (which total at least \$30,582.00) and paid directly to Mr. King. All such amounts would have been thus treated in probate of Bonnie's estate. However, for the reasons mentioned above, Mr. King was misled to believe that probating Bonnie's estate was necessary to protect his interest in the proceeds of the improper tax sale of the Property.

Under the extenuating circumstance, it is hereby requested that the County should exercise its discretion to extend the period of filing a claim of the subject excess proceeds so that a probate of Bonnie's Estate can be started and make a claim for the excess proceeds, which would then be disbursed via the probate process. Mr. King does reserve all of his rights and remedies at law against the County and expressly does not waive any of his claims against the County.

Sincerely,



Tracy T. Woo, Esq.

Attachment A

Attachment A

From: "Balderas, Elizabeth" <EBalderas@rivco.org>

Date: May 13, 2020 at 5:06:53 PM PDT

To: Kim King <kimmanagement@yahoo.com>, "davidking1960@aol.com" <davidking1960@aol.com>

Cc: "Jennings, Matt" <MJenning@RIVCO.ORG>, "District 4 Supervisor V. Manuel Perez" <District4@RIVCO.ORG>, "Felix, Margarita" <MAFELIX@RIVCO.ORG>, "Potenciano, Adrian" <APotenciano@RIVCO.ORG>, "Johnson, Melissa" <MJohnson@RIVCO.ORG>, "Abril, Adelina" <AABril@RIVCO.ORG>, "Perez, Esmeralda" <ESperez@rivco.org>, "Finley, Sandy" <SFinley@RIVCO.ORG>


Subject: RE: Claim #TC212659

Mr. King,

Please see the correction below highlighted in yellow. It should have been 2009, however my original email said 2012.

Regards,

Eli abeth Balderas H



Accounting Technician II

(951) 955-0239

4/10 work schedule with Friday's off

From: Balderas, Elizabeth

Sent: Wednesday, May 13, 2020 4:28 PM

To: Kim King <Kimmanagement@yahoo.com>; davidking1960@aol.com

Cc: Jennings, Matt <MJenning@RIVCO.ORG>; District 4 Supervisor V. Manuel Perez <District4@RIVCO.ORG>; Felix, Margarita <MAFELIX@RIVCO.ORG>; Potenciano, Adrian <APotenciano@RIVCO.ORG>; Johnson, Melissa <MJohnson@RIVCO.ORG>; Abril, Adelina <AABril@RIVCO.ORG>; Perez, Esmeralda <ESperez@rivco.org>; Finley, Sandy <SFinley@RIVCO.ORG>

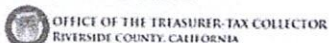
Subject: RE: Claim #TC212659

Mr. King,

Please see the response to your questions below in red.

Regards,

Eli abeth Balderas H



Accounting Technician II

(951) 955-0239

4/10 work schedule with Friday's off

From: Jennings, Matt <MJenning@RIVCO.ORG>

Sent: Tuesday, May 12, 2020 2:58 PM

To: Kim King <Kimmanagement@yahoo.com>; davidking1960@aol.com; Balderas, Elizabeth <EBalderas@rivco.org>; District 4 Supervisor V. Manuel Perez <District4@RIVCO.ORG>; Felix, Margarita <MAFELIX@RIVCO.ORG>; Potenciano, Adrian <APotenciano@RIVCO.ORG>; Johnson, Melissa <MJohnson@RIVCO.ORG>; Abril, Adelina <AABril@RIVCO.ORG>; Perez, Esmeralda <ESperez@rivco.org>; Finley, Sandy <SFinley@RIVCO.ORG>

Subject: RE: Claim #TC212659

Good afternoon. Someone from Tax Sale Operations will provide this information when obtained.

Thank you,

Matt Jennings

From: Kim King <kimmanagement@yahoo.com>

Sent: Tuesday, May 12, 2020 2:20 PM

6/4/2020

iCloud Mail - Fwd: Claim #TC212659

To: Jennings, Matt <MJenning@RIVCO.ORG>; davidking1960@aol.com; Balderas, Elizabeth <EBalderas@rivco.org>; District 4 Supervisor V. Manuel Perez <District4@RIVCO.ORG>; Felix, Margarita <MAFELIX@RIVCO.ORG>; Potenciano, Adrian <APotenciano@RIVCO.ORG>; Johnson, Melissa <MJohnson@RIVCO.ORG>; Abril, Adelina <AABril@RIVCO.ORG>; Perez, Esmeralda <ESperez@rivco.org>; Finley, Sandy <SFinley@RIVCO.ORG>
Subject: Claim #TC212659

Matt Jennings,

May I please have some information concerning the taxes paid on Apr # 616222016.2. Property address: 81641 Ave 48 #99, Indio, California 92201. Prior to April 2018 when the home was sold all of the current years of taxes 2012, 2013, 2014, 2015, 2016, 2017, 2018 were paid in full correct?

Prior to the property being sold at tax sale, 2009 1st installment and 2013-2018 were paid in full. However, the reason it was sold was because the 2009 2nd Installment, 2010 and 2012 full year were defaulted.

The house was sold because of Tax deferment agreement from 2011 that Bonnie had signed before her death. Is that true and correct

The property was sold because of the Lapsed Installment Payment Plan which included the defaulted tax below:

2009 2nd installment was defaulted

2010 1st and 2nd installments were defaulted

2012 1st and 2nd installments were defaulted

I would also like to document that Riverside County accepted my Tax installment payment of \$2008.09 on 4/10/18 and then sold the home the next week. Is that correct?

Yes, the payment of \$2,008.09 was accepted, please see below.

IF AS Supp Regs:

EN:	616222016	TAG:	007-640 INDIO	Current owner:	YAGHOURI, MEYD H
AIN:	616222016	TAG Rate:	1.255/900000	Ownership type:	Sole Owner
Status:	Active, 1/1/2012 12:00:45 AM Reason:	TYP:		Street address:	81641 AVENUE 48 UNIT 99
Geocode:	616222016	County:	33-Riverside	Description:	LOT 22 MD 103/054 TR 12821-2
Rev. acct:	00616222016	Class:		Class:	RM on Foundation (RM)
Tax sale:		Post plan:		Ref type:	Real
Last transfer:	6/25/2018 12:00:28 AM	ACH plan:		Rating Registration:	0

Full Screen Expand All Collapse All

Clear All Go

Payment Images	Business Date	Class	FF Date	Type	Tax Yr	Bill No	Receipt No	Ref Num	Net Sale
	04-10-2018 12:00:00 AM	adm	04-10-2018	Payment	2017	2017616222016-A	2017-6225762-616222016-2018		12,008.09
	09-15-2017 12:00:01 AM	com		Original Charge	2017	2017616222016-A			2,008.09

Print Receipt Allocations

4/10/2018
 Date received: 7/4/1776 12:00 AM
 Session: 04/10-2018-2017-6225762
 Location: com
 Orig Rec User ID: terronadmin
 Post Rec User ID: admin
 Receipt: 2017-6225762-616222016
 Seq number: 1
 Includes comp: No
 Ref by: No

Type	Amount	Units/Ref	Check Name
Conversion	2,008.09		

Also after 11/15 when Bonnie passed away until 4/18 did the tax payments continue to be paid on time?

Yes, this is correct.

Thank you for your time on this matter.

Respectfully,

David King

Attachment B

Attachment B



**OFFICE OF THE
CLERK OF THE BOARD OF SUPERVISORS**

1st FLOOR, COUNTY ADMINISTRATIVE CENTER
P.O. BOX 1147, 4080 LEMON STREET
RIVERSIDE, CA 92502-1147
Office: (951) 955-1060 FAX: (951) 955-1071

KECIA HARPER-IHEM
CLERK OF THE BOARD

KIMBERLY RECTOR
ASSISTANT CLERK OF THE BOARD

July 9, 2018

David King
71401 Painted Canyon Rd.
Palm Desert, CA 92260

Dear Mr. King:

Our office is in receipt of your Petition to Rescind Tax Sale of Property on Riverside County parcel number 616222016-2.

The petition will be reviewed and scheduled for hearing before the Board of Supervisors. Once the date of hearing has been established, you will be provided with a 45 day notice to appear.

Sincerely,

Lisa Wagner
Executive Assistant

Attachment C

Attachment C

From: Kim King <kimmanagement@yahoo.com>
Date: December 31, 2019 at 10:56:20 AM PST
To: "Balderas, Elizabeth" <EBalderas@rivco.org>
Cc: "Abril, Adelina" <AABril@RIVCO.ORG>, "Potenciano, Adrian" <APotenciano@RIVCO.ORG>
Subject: Re: PETITION TO RESCIND TAX SALE OF PROPERTY
Reply-To: Kim King <Kimmanagement@yahoo.com>

I wanted to follow up with you regarding the paperwork package we dropped off at your office for my bother David King to collect the proceeds from the sale of his deceased wife's property at 81641 Avenue 48, Indio #99, Ca. 92201. Were there any additional documents that will be needed or anything we may have missed on the claim? We have just passed 18 months since the tax sale and have not received any updates. Thank you for all of your assistance in this matter, it is greatly appreciated.

On Monday, April 29, 2019, 11:42:24 AM PDT, Balderas, Elizabeth <ebalderas@rivco.org> wrote:

Good morning,

Our office has received your claim for excess proceeds. Our claims period for the above listed tax sale ends June 26, 2019. We will start reviewing the claims after the filing deadline. At this time, it does not look like we need any additional documentation, but should we anything once we review the claim, we will notify you at the contact information specified on your claim form. For this reason, it is important that you keep our office up to date with any change in contact information throughout this process.

Should you have further questions you may email me, or contact me at the number listed below.

Best Regards,

Elizabeth Balderas H

Riverside County Treasurer-Tax Collector

Accounting Technician !

Tax Sale Operations

951-955-0239

I hope all is well? I left you a voicemail earlier but thought email might be easier for you. I wanted to follow up with you regarding the paperwork package we dropped off at your office for my bother David King to collect the proceeds from the sale of his deceased wife's property at 81641 Avenue 48, Indio #99, Ca. 92201. Were there any additional documents that will be needed or anything we may have missed on the claim? Thank you for all of your assistance in this matter, it is greatly appreciated.

On Thursday, July 12, 2018, 11:41:41 AM PDT, Johnson, Melissa <MJohnson@RIVCO.ORG> wrote:

The deed was recorded on June 26, 2018, so it would be 18 months from that date.

From: kimmanagement [<mailto:kimmanagement@yahoo.com>]
Sent: Wednesday, July 11, 2018 5:32 PM
To: Johnson, Melissa <MJohnson@RIVCO.ORG>
Subject: RE: PETITION TO RESCIND TAX SALE OF PROPERTY

Understand would it be 18 months from May 1, 2018 as that is the date title is showing changed? Thank you

Sent from my Sprint Samsung Galaxy Note8.

----- Original message -----

From: "Johnson, Melissa" <MJohnson@RIVCO.ORG>
Date: 7/11/18 4:25 PM (GMT-08:00)
To: kimmanagement <kimmanagement@yahoo.com>
Subject: RE: PETITION TO RESCIND TAX SALE OF PROPERTY

Hi Kimberly,

Legally we can't even review the claims until the 1 year filing period from the date of the deeds being recorded. After that we have to go to the board to get approval and wait another 90 days for anyone that would contest the distribution of the excess proceeds. 18 months is the earliest money will be distributed.

Melissa Johnson

Sr. Chief Deputy Treasurer-Tax Collector

(951) 955-3949

Attachment D

Attachment D

STATE OF ILLINOIS, } ss.
COUNTY OF COOK }

I, JOSEPH J. McDONOUGH, Clerk of the Circuit Court of Cook County, and the keeper of the records and files thereof, in the State aforesaid, do hereby certify that the foregoing is a true, perfect and complete copy of the ADOPTION DECREE

ENTERED: OCT. 4, 1966 in a certain cause

in said Court. IN THE MATTER OF

PHILLIP E. AHLBERG AND GEORGIE P. AHLBERG

TO ADOPT:

BABY GIRL CANELL

NO . 66 Co A 215

IN WITNESS WHEREOF, I have hereunto set my hand and affixed the Seal of said Court, at Chicago, in said County.

OCT. 5 1966

Joseph J. McDonough