

**SUBMITTAL TO THE BOARD OF SUPERVISORS
COUNTY OF RIVERSIDE, STATE OF CALIFORNIA**



**ITEM: 3.36
(ID # 14459)**

MEETING DATE:
Tuesday, February 09, 2021

FROM : EXECUTIVE OFFICE:

SUBJECT: EXECUTIVE OFFICE: CORONAVIRUS AID, RELIEF AND ECONOMIC SECURITY ACT (CARES ACT) MONTHLY REPORT DECEMBER / JANUARY 2021. All Districts. [\$0]

RECOMMENDED MOTION: That the Board of Supervisors:

1. Receive and file the CARES Act monthly report for December/January 2021
2. Approve the Regional Hospitals and Skilled Nursing Facilities CARES Act reimbursement of eligible COVID-19 expenses in the amount of \$10,611,584


ACTION:


Lisa O Brandl 2/4/2021

MINUTES OF THE BOARD OF SUPERVISORS

On motion of Supervisor Jeffries, seconded by Supervisor Hewitt and duly carried by unanimous vote, IT WAS ORDERED that the above matter is approved as recommended.

Ayes: Jeffries, Spiegel, Washington, Perez, and Hewitt
Nays: None
Absent: None
Date: February 9, 2021
xc: E.O.

Kecia R. Harper
Clerk of the Board
By: 
Deputy

**SUBMITTAL TO THE BOARD OF SUPERVISORS COUNTY OF RIVERSIDE,
STATE OF CALIFORNIA**

FINANCIAL DATA	Current Fiscal Year:	Next Fiscal Year:	Total Cost:	Ongoing Cost
COST	\$ 0	\$ 0	\$ 0	\$ 0
NET COUNTY COST	\$ 0	\$ 0	\$ 0	\$ 0
SOURCE OF FUNDS: N/A			Budget Adjustment:	
			For Fiscal Year: 20/21	

C.E.O. RECOMMENDATION: [approve]

BACKGROUND:

Summary

The County of Riverside is a recipient of CARES Act funding from the U.S. Treasury to cover expenses necessary to respond to the ongoing public health and economic emergency related to the COVID-19 pandemic. CARES Act funding criteria applied to local government entities with a population of 500,000 or greater according to United States Census data. The county is the tenth largest in the nation by population (2.4 million residents), and as such, received a direct allocation from the federal government in the amount of \$431,091,226. The County was also appropriated and received an additional \$56,203,389 in State CARES Act funding. As stipulated through the U.S. Treasury CARES guidelines, the funding provided shall be used towards necessary expenses related to homelessness, public health, public safety, and other services necessary to combat the COVID-19 pandemic.

CARES Act funding cannot be used to backfill lost revenue and shall only be used to cover necessary Public Health expenses, expenses that were not accounted for in the budget and were incurred between March 1, 2020 and through December 30, 2021.

Legislative Updates

On December 21, 2020, Congress passed legislation containing additional COVID-19 relief. The legislation extends the CARES funding utilization to December 31, 2021 and provides local agencies with additional funding as summarized below. It is expected that distribution will be provided from the state and will not be a direct allocation to the county. On January 27, 2021, the County of Riverside received \$57,267,219 million in rental assistance funding.

- Vaccine distribution, COVID-19 testing, contact tracing and Healthcare provider support (\$33 Billion)
- Federal supplemental unemployment benefits
- Rental Assistance - provides emergency federal rental assistance program, with distributions to states and localities with populations of 200,000 or more. 319 nationwide counties are eligible to receive direct payments (\$25 Billion)
- County mental health and substance abuse programs (\$4 Billion)

**SUBMITTAL TO THE BOARD OF SUPERVISORS COUNTY OF RIVERSIDE,
STATE OF CALIFORNIA**

- Emergency communications systems to help prevent states from diverting local 911 fees, and repeals requirements that local emergency communications networks relocate to another portion of the spectrum during the middle of this pandemic
- Emergency funds for the Education Stabilization Fund established under the CARES Act (\$80 Billion)

Current CARES Act Administration Activities

RIVCOCARES Administration and compliance activities for the month of December included, but were not limited to:

- Completed eligibility determination and compiled reimbursement request number 4 for county departments reimbursable expenses for the period of October 1, 2020 through November 30, 2020
- Completed eligibility determination and compiled most supporting back documentation for reimbursement request number 5 for county departments reimbursable expenses for the period from December 1, 2020 through December 31, 2020
- Completed regional hospitals and skilled nursing facilities reimbursement number 2 in the amount of \$10,611,584 and completed eligibility determination for the period of July 1 through August 31
- Participated in an initial financial review of the CARES State funding (\$56,203,389) with the Department of Finance
- Provided audit supporting documentation related to Public Health eligible cost incurred
- Prepared the CARES Act Funding Update presented to the Board of Supervisors on January 12, 2021
- Updated the CARES/FEMA Funding Strategy based on latest updates related to the Great Plates program extension through December 30, 2020
- Analyzed and summarized the COVID-19 funding legislation issued on December 21, 2020
- Prepared and submitted quarterly reports to the Department of Finance and the United States Treasury
- Finalized COVID-19 Capital projects eligibility justifications
- Review and reconcile Great Plates invoices
- Completed and submitted the Rental Assistance funding certification

**SUBMITTAL TO THE BOARD OF SUPERVISORS COUNTY OF RIVERSIDE,
STATE OF CALIFORNIA**

- Review the latest vaccination funding requirements and eligibility criteria from FEMA and prepare vaccination administration projections through December 31, 2021
- County departments, except for Public Health and the county medical system, were directed to operationalize COVID-related expenses as of January 1, 2021 with no expectation of reimbursement from CARES act funding

State (California) Department of Finance CARES Act Quarterly Report

The California Department of Finance required recipients of the State CARES funding to submit a quarterly report on January 11, 2021. The report included COVID-19 related eligible expenses incurred between October 1, 2020 through December 31, 2020 and reimbursed from the State CARES funding. A copy of the report submitted is included under Attachment A.

U.S. Treasury CARES Act Quarterly Report

The U.S. Treasury required recipients of the Federal CARES funding to submit a quarterly report on January 12, 2021. The report included COVID-19 related eligible expenses incurred between October 1, 2020 through December 31, 2020. A copy of the report submitted is included under Attachment B.

CARES Act Categories

Five categories for CARES Act funding were created: Business Assistance Response, Riverside County Government Response and Preparation, Congregate Care Facilities, Homelessness/Rental Assistance/Sheltering/Workforce Development, and Regional Health Care System Response. The Executive Office is working with county departments and regional hospitals to refine and maximize CARES Act funding.

Business Assistance Response:

On June 2, 2020 the Board of Supervisors approved \$45 million in Coronavirus Aid, Relief, and Economic Security Act (CARES) grant funding to aid small businesses enduring hardships due to the coronavirus pandemic. The COVID-19 Business Assistance Grant Program was open to small businesses in cities and unincorporated areas within Riverside County. On October 6, 2020 the Board of Supervisors authorized the use of an additional \$5 million in CARES Act funding for the grant program for a total of \$50 million.

The program provided five thousand (5,000) individual businesses affected by closures and interruptions in response to COVID-19 with \$10,000 grants. Many of the smaller businesses and

**SUBMITTAL TO THE BOARD OF SUPERVISORS COUNTY OF RIVERSIDE,
STATE OF CALIFORNIA**

sole proprietorships in the county were unable to obtain loan funding through the SBA Paycheck Protection Program. The COVID-19 Business Assistance Grant Program was designed to provide direct assistance in an efficient and accessible manner. In partnership with the non-profit organization, Main Street Launch, the program consisted of an online application form with loadable documentation, review and verification, and the convenience of direct deposit to grantees. This program afforded struggling businesses the ability to maintain service levels, retain employees, and address new health and safety practices required to continue operations.

The COVID-19 Business Assistance Grant Program has concluded with three rounds of applications and funding.

Rounds	Date Opened	Date Closed
I	June 3 rd	June 19 th
II	June 29 th	August 31 st
III	September 16 th	October 30 th → Extended to: November 13 th

Eligibility requirements consistent in all three rounds are as follows: Private for-profit businesses; business must have experienced a financial hardship as a result of COVID-19; businesses with less than 50 employees; and operating for a minimum of one-year as of March 1, 2020. Round II expanded eligibility included: Sole Proprietors that did not have employees; and businesses that received the SBA Economic Injury Disaster Loan (EIDL) or advance. Round III granted additional expanded eligibility, allowing Paycheck Protection Program recipients (\$75,000 or less).

The COVID-19 Business Assistance Grant Program gained public exposure through media outlets, multiple social media platforms, webinars, and partnerships with cities, chambers, and members of the Economic Recovery Task Force. Flyers were distributed door-to-door to business communities throughout the county along with direct contact through email and phone calls. The final COVID-19 Business Assistance Grant Program report can be found under Attachment C.

Total Committed Expenses: \$51,750,000

Tourism Recovery Campaign

On October 6, 2020, the Board created the Tourism Recovery Campaign and allocated \$1.5 million of the Riverside County Business Assistance CARES Act allocation to support and help rebuild the county's tourism industry because of negative impacts from the COVID-19 pandemic. This program has provided funding for several key organizations whose primary function is to grow tourism and convention/conference activity in the county and support the hospitality industry. These industry groups have utilized the funding to support the short and long-term recovery of the tourism industry in all parts of the county.

**SUBMITTAL TO THE BOARD OF SUPERVISORS COUNTY OF RIVERSIDE,
STATE OF CALIFORNIA**

Total Committed Expenses: \$1,500,000

Business Ambassador Program

On October 6, 2020 the Board allocated \$425,000 in Riverside County Business Assistance CARES Act allocation for the Business Ambassador Program (BAP). Riverside County Business and Community Services (RCBCS) administers this program which was created in July 2020 to support businesses with COVID-19 readiness and reopening. Through the program, Business Ambassadors which are comprised of RCBCS, Transportation and Land Management Agency (TLMA), and Public Health (if needed) staff will, at no-cost, conduct an individualized in-person, virtual, or telephone consultation to help identify ways businesses can operate safely and stay in compliance with reopening guidelines. During the visit, businesses are provided a toolkit which includes State Industry Guidance and Checklists, protocols for when employees test positive for COVID-19, face masks, mask compliance posters and other resource information. The program has purchased and is distributing hand sanitizing stations and floor decals to encourage social distancing required for safe operations of small businesses. Businesses are encouraged to take the “Greater Together, Safer Together” pledge to demonstrate to their customers and employees their commitment to safe and healthy operating practices. Over 242 businesses have been visited or communicated through the BAP.

Total Committed Expenses: \$425,000

Riverside County Government Response and Preparation: This category includes all county departments responding to and mitigating COVID-19 activities, including the Emergency Operations Center (EOC), Department Operations Center (DOC), Riverside University Health System and Public Health. This is the largest expense category under the CARES Act funding as it encompasses the county’s majority role combatting COVID-19. Expenses include but are not limited to; all COVID-19 related labor, medical supplies, medical equipment, contact tracing, temporary public testing facilities, modified medical/clinical treatment facilities and related construction costs, teleworking, workplace modifications, social distancing, disinfection, meals distribution and non-congregate sheltering. This category also includes COVID-19 capital projects such as the Emergency Operations Center (EOC), District Attorney Banning Office Modifications, RUHS Behavioral Health – Emergency Housing Conversion and the Criminal Justice Building Air Handling and Duct Cleaning.

Other activities / highlights within this category include:

- The “RivCo responds” infographic which was created to highlight the coordinated response to our residents, critical workers, as well as businesses and non-profit community. It reflects twenty different programs, along with the funds dedicated to support the programs included or the current number of people served. Information regarding the program is listed under Attachment D.

**SUBMITTAL TO THE BOARD OF SUPERVISORS COUNTY OF RIVERSIDE,
STATE OF CALIFORNIA**

- The State of California Emergency Medical Services in partnership with Riverside County Emergency Management Department established a State Oxygen Depot in Riverside County to assist area hospitals with much needed oxygen needs. The related press release is included under attachment E.
- Riverside County activated its Type III All-Hazard Incident Management Team (IMT) to assist with the coordination, planning and implementation of a massive vaccination program for more than two million county residents. Additional information can be found under Exhibit F.
- Riverside County Health Officials have scheduled more COVID-19 vaccine clinics throughout the region. The related press release is included under attachment G.

Total Estimated and Committed Expenses: \$322,619,226

Congregate Care Facilities:

This category is for COVID-19 related expenses in skilled nursing facilities, assisted living, memory care, rehabilitation, jails, and juvenile halls. Congregate care facilities continue to present challenges for populations in these settings and thus, prevention planning and environmental measures are critical. Eligible expenses include but are not limited to; Personal Protective Equipment (PPE), training, testing, disinfection, and quarantine and/or housing of specific individuals.

The County of Riverside received CARES funding reimbursement requests from the Skilled Nursing Facilities in the amount of \$717,345. This amount represents eligible labor, Personal Protective Equipment (PPE), teleworking, social distancing, medical equipment, and medical supplies related expenses which were incurred between July 1, 2020 and August 31, 2020.

Total Estimated Expenses: \$34,000,000

Homelessness/Rental Assistance/Sheltering/Workforce Development

Riverside County Rental Relief Fund

On June 2, the Board created the Riverside County Rental Relief Fund (RCRRF) in the amount of \$30 million of CARES Act funding for renters and landlords affected by economic impacts from COVID-19. The RCRRF program is administered through the Housing, Homelessness Prevention and Workforce Solutions Department (HHPWS) and was officially launched on June 15th. SoCal United Way and Lift to Rise directly operate the program, known as United Lift, via a centralized program portal which can be found online at www.unitedlift.org.

On September 29th, the Board of Supervisors modified the program funding to maximize CARES Act expenditures and approved the Department's request to reprogram \$8.2 million in CARES funding to support Project Homekey which will provide permanent supportive housing

**SUBMITTAL TO THE BOARD OF SUPERVISORS COUNTY OF RIVERSIDE,
STATE OF CALIFORNIA**

for homeless residents. This funding was replaced with \$8.2 million in Community Development Block Grant (CDBG) and Emergency Solutions Grant (ESG) funding leaving the total rental assistance fund at the originally approved \$30 million mark.

As of January 15th, 5,866 households have received assistance totaling \$20.3 million in payments to local landlords. This fully exhausts the CARES funding allocated to rental assistance and leaves \$8.3 million in CDBG and ESG funding remaining for assistance. There are currently 4,503 applications in process and under review. We anticipate that all current waitlist applications will be processed by February 15th, 2021.

Non-Profit Assistance Fund

On June 9th, the Board committed \$5 million in CARES Act funding for the Non-Profit Assistance Fund to assist the nonprofit sector. HHPWS also administers this program in partnership with the Inland Empire Community Foundation (IECF). The program provided small grants up to \$10,000 to qualified non-profits who are financially impacted by COVID-19, grants to eligible childcare providers in partnership with First 5 and funding for technical assistance to further strengthen the financial capacity of the region's non-profit agencies. IECF held three funding rounds to allocate the funding countywide which resulted in 494 grants totaling \$4.6 million. The program has expended \$4,945,550 which leaves \$45,450 in unspent funds to support other county needs.

Project Roomkey

The Emergency Management Division in partnership with HHPWS launched Project Roomkey in March of 2020 to provide non-congregate sheltering to vulnerable homeless residents. The program targets homeless residents who are age 65 or older, pregnant and/or medically vulnerable. To date 902 individuals were assisted through this program which has provided over 70,000 bed nights of shelter during the COVID emergency. As of January 15th, the program has 336 active participants. Of the 566 individuals who have exited the program; 277 have transitioned to permanent housing; 289 have transitioned to alternate shelter programs to better serve their needs; and 52 have left for unknown destinations. Currently there are 336 active individuals in the program, and HHPWS is actively working to transition these individuals to permanent housing.

Homekey

On September 29, 2020 the Board committed \$8,150,000 in CARES Act funding to support three housing projects funded through the State of California's Homekey initiative. HHPWS, through a competitive funding process, secured approximately \$11.5 million in Homekey funding to support three local housing projects. One of these projects, the Ivy Palms hotel conversion located in Palm Springs fell out of escrow and was deemed nonviable. HHPWS worked with the State to reallocate this funding to the Mt. View Estates project. This resulted in a total of two housing projects which will generate 50 new beds of special needs transitional housing and 107 units of affordable housing earmarked for farmworkers. A summary of the projects can be found in the table below.

**SUBMITTAL TO THE BOARD OF SUPERVISORS COUNTY OF RIVERSIDE,
STATE OF CALIFORNIA**

Project Name	Type	Location	Units Created	Population Served
Project Legacy	Multi-family housing acquisition	City of Riverside	50 beds of transitional housing	HIV affected, LGBTQ
Mt. View Estates	Mobile Homes	Thermal	107 units of affordable housing	Farmworkers

Distance Learning

On July 17, 2020, Governor Newsom announced new statewide rules for private and public schools. These provisions required schools located in counties on the state’s COVID-19 watch list to start the 2020-21 school year with distance learning. Riverside County was included on the watch list at that time. In response to this announcement, the Board of Supervisors approved an allocation of CARES Act funding in the amount of \$12 million to support distance learning for Riverside County students. The funding was divided among three programs to serve students attending public K-12 schools, public adult schools, and private K-12 schools. HHPWS serves as lead on these programs, which provide funding for the purchase of computer devices and hotspots for distribution to and use by students.

Public K-12 Schools

The Riverside County Office of Education (RCOE) received an allocation of \$10 million dollars in CARES funding to support the “All for One” campaign, an effort to bridge the digital divide which disproportionately affects low-income students and students of color. This program targets primary and secondary schools in the County’s public-school system. On October 2, 2020, \$10 million in CARES Act funds were disbursed to the Riverside County Office of Education Foundation on behalf of RCOE. RCOE fully expended the \$10 million allocation, purchasing 25,106 computer devices and 11,433 mobile hotspots to benefit public K-12 students.

Public Adult Schools

The Public Adult School Educational Device Program was allocated one million dollars in CARES Act funding to support 20 public adult schools which serve over 15,000 students, the majority of whom face significant financial barriers. On October 28, 2020, one million dollars in CARES Act funds were disbursed to Moreno Valley Unified School District (MVUSD), which served as program administrator on behalf of the adult school consortia. MVUSD disbursed all funds among participating schools for the purchase of 2,570 computer devices, 231 mobile hotspots, and 647 related accessories (e.g., charger, headset, ADA enabled equipment, etc.) to benefit public adult school students.

Private K-12 Schools

To ensure all students in need were provided distance learning support, an additional one million dollars in CARES Act funding was allocated to the Private K-12 School Educational

**SUBMITTAL TO THE BOARD OF SUPERVISORS COUNTY OF RIVERSIDE,
STATE OF CALIFORNIA**

Device Program. There are approximately 130 private schools in operation in Riverside County, serving an estimated 24,793 students.

HHPWS staff outreached and marketed the program to private primary and secondary schools throughout the county. Nineteen schools applied for grant funding and 17 applications were approved. Through those schools, \$145,482 in funding has been expended to purchase 339 computer devices and 45 hotspots to benefit underserved students.

Youth Community Corps

On August 4th, 2020 the Board of Supervisors launched the Youth Community Corps with an allocation of \$2 million CARES Act funding. The Youth Community Corps was designed to both engage youth in vocational training and to provide opportunities for youth to support larger community efforts which addressed the economic impacts of COVID. The program provided youth (ages 16-24) countywide with a paid internship at a local nonprofit or municipality. Participating youth received a \$2,150 stipend for a 6-week internship or a \$4,550 stipend for a 12- week internship.

Through the initial allocation of CARES Act funding, the Corps was expected to serve 100 youth per Supervisorial District for a total of 500 youth. Due to demand for the program, on September 29th the Board of Supervisors allocated an additional \$2 million in CARES Act funding to the Corps. The additional funds were projected to increase the number served from 100 youth per Supervisorial District to 200 youth per District for a total of 1,000 youth.

The program received 1,477 inquiries, which resulted in submission of 1,057 applications to participate. Of those applicants, 795 youth were placed at 124 nonprofit and municipal organizations participating as Corps worksites. The program is estimated to expended \$3,103,020 in funding leaving an approximate balance of \$896,980 in unspent funds.

Homes for the Harvest

On July 24, 2020, Governor Gavin Newsom announced the launch of the Housing for the Harvest program. The program is designed to provide temporary hotel housing options for essential farm and food processing employees who are either COVID-19 positive or exposed, who do not require hospitalization, to have safe and suitable places to isolate. On August 25th, the Board of Supervisors allocated \$1,000,000 in CARES Act funding to support a local Homes for the Harvest program. The Riverside county Homes for the Harvest program launched on September 16th with TODEC, a local nonprofit, serving as the program coordinator and service provider. As of December 31st, one million dollars in funding was expended and a total of 452 households were assisted via this program. With record cases of COVID-19 in Riverside County and high infection rates in the eastern Coachella Valley, which is home to a high number of farmworkers, the Board on January 15th allocated an additional \$750,000 for this program utilizing unspent funds previously allocated to the Private School Device Program. TODEC continues to market the program and work with other local non-profits, Federally Qualified Health Centers, the County Public Health Office, and others to ensure that farmworkers with

**SUBMITTAL TO THE BOARD OF SUPERVISORS COUNTY OF RIVERSIDE,
STATE OF CALIFORNIA**

COVID are aware of the resources. This program is on target to serve and additional 200 farmworkers.

Pathways to Employment

The Board of Supervisors approved an allocation of \$4 million CARES funding to address the financial impacts of COVID on unemployed residents through the formation of the Pathways to Employment program. Pathways to Employment targets adults ages 18 who are unemployed or underemployed. Participants were provided with “earn and learn” opportunities where they received a living wage stipend along with job training and mentoring opportunities. The goal of the program was to provide a financial support program coupled with job training and experience. The program matched unemployed/underemployed adults with local nonprofits and government entities that were struggling with increased service demand which allowed participants to serve a role in the community response to the pandemic. Participating adults received a \$5,120 stipend for an 8-week job placement or a \$7,680 stipend for a 12-week job placement.

As of January 15th, Pathways to Employment program enrolled 517 participants, who served at 53 local nonprofits and municipalities. The program has expended \$1,829,937 in participant stipends, \$286,492 in supportive services (i.e. bus passes, gas cards, work clothing, etc.) and \$63,004 in administrative expenses. The final stipends and supportive services are being processed. This will leave an estimated \$1,528,567 in unspent funds that are available to support other CARES funded initiatives.

Regional Health Care System Response (formerly Regional Hospital Response):

Regional Hospitals and Federally Qualified Health Clinics incurred COVID-19 response eligible expenses in the amount of \$9,894,238. Eligible expenses were incurred as of July 1, 2020 and through August 31, 2020. Expenses incurred include but are not limited to; labor, Personal Protective Equipment (PPE), teleworking, social distancing, medical equipment, and medical supplies. This is the final reimbursement as it maximizes the CARES funding allocation for the Regional Hospitals and the Federally Qualified Health Clinics.

Total Estimated Expenses: \$21,000,000

CARES Funding Overview

As of December 31, 2020, the County of Riverside has incurred \$481.6 million in COVID-19 eligible expenses related to Riverside County Response & Preparation, Business & Community Services, Housing, Homelessness Prevention and Workforce Solutions and Congregate Care Facilities expenses and Regional Hospital Care Response. This amount includes \$92.8 million incurred during the month of December and is subject to change pending the Great Plates

**SUBMITTAL TO THE BOARD OF SUPERVISORS COUNTY OF RIVERSIDE,
STATE OF CALIFORNIA**

program and Project Roomkey invoices reconciliation and payment. The funding administration team is continuing to work with the Emergency Management and Office on Aging Departments

to finalize remaining eligible expenses incurred during the month of December. At this time, \$40 million is estimated to be available in CARES funding with an estimated \$34.2 million to be reimbursed through FEMA for expenses related to the Project Roomkey and the Great Plates program. The projected remaining CARES funding is subject to change as staff continues conducting final expenses reconciliation.

The latest COVID-19 / CARES expenses and projections are outlined in Attachment H.

Impact on Residents and Businesses

Use of CARES Act funding benefits the county residents through aiding regional hospitals, community health centers and congregate care facilities as they care for and provide services for those impacted by COVID-19. Programs such as the Rental Assistance, Non-Profit and Small Business grants enable residents to stay in their homes, small businesses to continue their operations and assists non-profits to fulfill their missions. Assistance provided to the Riverside County Office of Education facilitates distance learning for K-12 students in addition to adult schools through the purchase of needed devices. The Youth Community Corp engages the county's youth by responding to the employment issues facing this group resulting from COVID-19, as well as providing civic engagement activities. The Pathways to Employment program offers opportunities to unemployed residents. The Homes for the Harvest program offers safe and suitable places for farmworkers to isolate. CARES Act funding represents a critical funding mechanism as the county continues its essential services to residents in the areas of medical care, public health response, testing, PPE's, social services, public safety, and general government services.

ATTACHMENTS:

- | | |
|--------------|--|
| Attachment A | California Department of Finance CARES Act Quarterly Report |
| Attachment B | U.S. Treasury CARES Act Quarterly Report |
| Attachment C | Business Assistance Program Final Report |
| Attachment D | "RivCo Responds" Infographic |
| Attachment E | State/County of Riverside State Oxygen Depot – Press Release |
| Attachment F | Riverside County Activation of Incident Management Team for Regional COVID-19 Vaccine Supersites – Press Release |

**SUBMITTAL TO THE BOARD OF SUPERVISORS COUNTY OF RIVERSIDE,
STATE OF CALIFORNIA**

Attachment G Riverside County Scheduled more COVID-19 Vaccine Clinics – Press
Release

Attachment H CARES Act Expenses and Projections

Attachment A



Coronavirus Relief Fund State Report



Coronavirus Relief Fund Reporting

Part C

Amounts by Category

Refresh totals by clicking "Save and Refresh Totals" button below.

Please enter amounts by category below. If you have categories not listed below, you can add your own by clicking "Next/Add More Categories" below. Otherwise, click "Review and Finalize" when done.

[Back](#)
[Save and Refresh Totals](#)
[Next/Add More Categories](#)
[Review and Finalize](#)

Total Remaining Obligations:

\$0

				Cycle 3: 10/1/2020 - 12/31/2020	
*	Category	Cumulative Expenditures (Prior Cycles)	Expenditure Adjustments (+/-) (Prior Cycles)	Expenditures (Accrual basis - liability)	Total, Cumulative Expenditures
A	Administrative Expenses	\$0	\$0	\$0	\$0
B	Budgeted Personnel and Services Diverted to a Substantially Different Use	\$0	\$0	\$0	\$0
C	COVID-19 Testing and Contact Tracing	\$9,080,463	\$0	\$0	\$9,080,463
D	Economic Support (Other than Small Business, Housing, and Food Assistance)	\$0	\$0	\$5,444,000	\$5,444,000
E	Expenses Associated with the Issuance of Tax Anticipation Notes	\$0	\$0	\$0	\$0
F	Facilitating Distance Learning	\$0	\$0	\$11,156,000	\$11,156,000
G	Food Programs	\$0	\$0	\$1,750,000	\$1,750,000
H	Housing Support	\$0	\$0	\$0	\$0
		Subtotal: \$17,229,485	Subtotal: \$0	Subtotal: \$38,973,904	Subtotal: \$56,203,389
					Total Obligations/Expenses: \$56,203,389
					Max Spend: \$56,203,389

				Cycle 3: 10/1/2020 - 12/31/2020	
*	Category	Cumulative Expenditures (Prior Cycles)	Expenditure Adjustments (+/-) (Prior Cycles)	Expenditures (Accrual basis - liability)	Total, Cumulative Expenditures
I	Improve Telework Capabilities of Public Employees	\$0	\$0	\$0	\$0
J	Medical Expenses	\$0	\$0	\$0	\$0
K	Nursing Home Assistance	\$0	\$0	\$0	\$0
L	Payroll for Public Health and Safety Employees	\$6,760,852	\$0	\$18,002,311	\$24,763,163
M	Personal Protective Equipment	\$0	\$0	\$0	\$0
N	Public Health Expenses	\$1,388,170	\$0	\$2,621,593	\$4,009,763
O	Small Business Assistance	\$0	\$0	\$0	\$0
P	Unemployment Benefits	\$0	\$0	\$0	\$0
Q	Workers Compensation	\$0	\$0	\$0	\$0
		Subtotal: \$17,229,485	Subtotal: \$0	Subtotal: \$38,973,904	Subtotal: \$56,203,389
					Total Obligations/Expenses: \$56,203,389
					Max Spend: \$56,203,389

[Back to Top](#)

Attachment B



Federal (Treasury) Financial Progress Report

OIG Financial Progress Report

Program Name: Coronavirus Relief Fund

Grantee Name: RIVERSIDE, COUNTY OF

Report Name: OIG Financial Progress Report

Report Period: 10/01/2020 to 12/31/2020

Report Status: Saved -- Validated

Report Sections

1. *Prime*
2. *Projects*
3. *Sub-Recipient Organizations*
4. *Contracts >=\$50,000*
5. *Grants >=\$50,000*
6. *Loans >=\$50,000*
7. *Transfers >=\$50,000*
8. *Direct >=\$50,000*
9. *Aggregate Awards of <\$50,000*
10. *Aggregate Payments to Individuals*
11. *Totals*

Prime

U.S. DEPARTMENT OF THE TREASURY Office of Inspector General (OIG) Pandemic Response Accountability Committee (PRAC)		
Financial Progress Report (FPR) Prime		
1	DUNS Number*	072514789
2	Legal Entity Name *	RIVERSIDE COUNTY OF
3	Address Line 1 *	4080 LEMON ST FL 11
4	Address Line 2	
5	Address Line 3	
6	City Name *	RIVERSIDE
7	State Code *	CA
8	Zip+4 *	92501-3609
11	Country Name *	United States
10	Country Code *	USA
9	Congressional District *	41
12	Recipient Type*	Special District Government, County Government
13	CFDA Number *	21.019
14	Total Coronavirus Relief Funds Received*	\$431,091,225.60
15	Point of Contact Name *	ANGIE JOHNSON
16	Point of Contact Title *	PROGRAM COORDINATOR II
17	Point of Contact Email *	angie.johnson@rivco.org
18	Point of Contact Phone *	(951) 238-7952

Projects

U.S. DEPARTMENT OF THE TREASURY Office of Inspector General (OIG) Pandemic Response Accountability Committee (PRAC)			
Financial Progress Report(FPR) Projects			
19 A	19 B	19 C	19 D
Project Name*	Project Identification Number*	Description*	Status*
Payroll for public health and safety employees	31650	All Public Health and Safety time and labor for responding to hospital, emergency operations center, alternate care and testing sites.	Completed 50% or more
Improvements to telework capabilities of public employees	31651	Purchase computers, equipment, software licenses, web cameras, cell phones and establish virtual private networks.	Completed 50% or more
Medical Expenses	31652	Purchase hospital supplies, ventilators, respirators and N-95 masks.	Completed 50% or more
Public Health Expenses	31653	Purchase personal protective equipment, prevention and planning, training, environmental and critical measures including; decontamination, disinfecting housing of specific individuals and testing.	Completed 50% or more
Economic Support Other Than Small Business, Housing and Food Assistance	31654	Childcare and stipend support program.	Fully completed
All Other COVID-19 Related Expenditures	31655	Non-medical equipment, capital improvement projects, contracts, training, public safety and social distancing messaging campaign.	Completed 50% or more
Administrative Expenses	31656	Administrative expenses incurred to administer CARES fund payments and compliance to guidance.	Completed 50% or more
Budgeted Personnel and Services Diverted to a Substantially Different Use	31657	Costs incurred for personnel and services that were budgeted for in the most recently approved budget but which, due entirely to the COVID-19 public health emergency, have been diverted to substantially different functions.	Completed 50% or more
Distance Learning	31658	Training, seminars, conference and webinars	Fully completed
Food Programs	31659	Great Plates, Food Banks and Food Pantries Support	Fully completed
Housing Support	31660	Rental Assistance, Project Roomkey and Non-Congregate Sheltering	Fully completed
Nursing Home Assistance	31661	Provide outreach and subject matter expertise to local nursing homes related to COVID-19.	Fully completed
Unemployment Benefits	31662	To assist with increase of unemployment benefits liability	Completed 50% or more
Small Business Assistance	31663	Provide grants to small businesses to reimburse the costs of business interruption caused by required closures.	Fully completed

Sub-Recipient Organizations

U.S. DEPARTMENT OF THE TREASURY Office of Inspector General (OIG) Pandemic Response Accountability Committee (PRAC)			
Financial Progress Report(FPR) Sub-Recipient Organizations			
DUNS/Identification Number	Name	Status	
022863691	The Kahlen Group Inc	Saved -- Validated	Go to Sub Screen
473581658	SERVPRO of Temecula	Saved -- Validated	Go to Sub Screen
411816075	CERES Environmental Services, Inc	Saved -- Validated	Go to Sub Screen
300686184	Community Health Association Inland	Saved -- Validated	Go to Sub Screen
821010986	T21LLC-001	Saved -- Validated	Go to Sub Screen
464833485	Power Security Group	Saved -- Validated	Go to Sub Screen
951535681	Prudential Overall Supply	Saved -- Validated	Go to Sub Screen
223009648	SICHAMP Energy Inc.	Saved -- Validated	Go to Sub Screen
330547453	Regional Access Project Foundation	Saved -- Validated	Go to Sub Screen
364354605	Mission Ambulance Inc.	Saved -- Validated	Go to Sub Screen
752474011	American Medical Response	Saved -- Validated	Go to Sub Screen
952642747	Reach Out West End	Saved -- Validated	Go to Sub Screen
330305498	Kola-FM Radio	Saved -- Validated	Go to Sub Screen
82547182	Zencity Technologies US, Inc.	Saved -- Validated	Go to Sub Screen
880201138	Gulf California Broadcasting Company	Saved -- Validated	Go to Sub Screen

Contracts >=\$50,000

U.S. DEPARTMENT OF THE TREASURY Office of Inspector General (OIG) Pandemic Response Accountability Committee (PRAC)
Financial Progress Report (FPR) Contract >= \$50,000

DUNS/Identification Number	Contractor Name	Contract #	Contract Amount	Current Quarter Expenditures	Contract Type	Status	Go to Sub Screen
022863691	The Kahlen Group Inc	2061	\$427,080.00	\$117,997.30	Definitive Contract	Saved -- Validated	Go to Sub Screen
473581658	SERVPRO of Temecula	1059	\$33,787.60	\$0.00	Purchase Order	Saved -- Validated	Go to Sub Screen
411816075	CERES Environmental Services, Inc	1060	\$31,971.76	\$0.00	Purchase Order	Saved -- Validated	Go to Sub Screen
464833485	Power Security Group	1067	\$366,800.00	\$0.00	Purchase Order	Saved -- Validated	Go to Sub Screen
951535681	Prudential Overall Supply	R029252	\$267,566.83	\$0.00	Purchase Order	Saved -- Validated	Go to Sub Screen
223009648	SICHAMP Energy Inc.	5404	\$284,460.00	\$0.00	Purchase Order	Saved -- Validated	Go to Sub Screen
330547453	Regional Access Project Foundation	21-005	\$6,650,000.00	\$0.00	Definitive Contract	Saved -- Validated	Go to Sub Screen
300686184	Community Health Association Inland	21-006	\$3,320,000.00	\$0.00	Definitive Contract	Saved -- Validated	Go to Sub Screen
952642747	Reach Out West End	EM-COVID-RO	\$500,000.00	\$0.00	Definitive Contract	Saved -- Validated	Go to Sub Screen
364354605	Mission Ambulance Inc.	8040	\$131,725.12	\$0.00	Purchase Order	Saved -- Validated	Go to Sub Screen
752474011	American Medical Response	1485	\$199,314.74	\$0.00	Purchase Order	Saved -- Validated	Go to Sub Screen
330305498	Kola-FM Radio	EMARC-0000001306	\$75,000.00	\$75,000.00	Blanket Purchase Agreement	Saved -- Validated	Go to Sub Screen
82547182	Zencity Technologies US, Inc.	R0050761	\$122,666.68	\$122,666.68	Purchase Order	Saved -- Validated	Go to Sub Screen
880201138	Gulf California Broadcasting Company	R0052612	\$5,104,134.91	\$5,104,134.91	Blanket Purchase Agreement	Saved -- Validated	Go to Sub Screen

Grants >=\$50,000

U.S. DEPARTMENT OF THE TREASURY						
Office of Inspector General (OIG)						
Pandemic Response Accountability Committee (PRAC)						
Financial Progress Report (FPR)						
Grants >= \$50,000						
DUNS/Identification Number	Awardee Name	Award Number	Award Amount	Current Quarter Expenditure	Award Payment Method	Status

Loans >=\$50,000

U.S. DEPARTMENT OF THE TREASURY					
Office of Inspector General (OIG)					
Pandemic Response Accountability Committee (PRAC)					
Financial Progress Report (FPR)					
Loan >= \$50,000					
DUNS/ Identification Number	Borrower Name	Loan Number	Loan Amount	Current Quarter Payments	Status

Transfers >=\$50,000

U.S. DEPARTMENT OF THE TREASURY						
Office of Inspector General (OIG)						
Pandemic Response Accountability Committee (PRAC)						
Financial Progress Report (FPR)						
Transfers >=\$50,000						
DUNS/ Identification Number	Transferee/Government Unit Name	Transfer Number	Transfer Amount	Current Quarter Expenditures	Transfer Type	Status

Direct >=\$50,000

U.S. DEPARTMENT OF THE TREASURY				
Office of Inspector General (OIG)				
Pandemic Response Accountability Committee (PRAC)				
Financial Progress Report(FPR)				
Direct Payments >=\$50,000				
DUNS/ Identification Number	Payee Name	Obligation Amount	Current Quarter Expenditures	Status

Aggregate Awards of <\$50,000

U.S. DEPARTMENT OF THE TREASURY Office of Inspector General (OIG) Pandemic Response Accountability Committee (PRAC)						
Financial Progress Report(FPR) Aggregate Awards of <\$50,000						
	A	B	C	D	E	
	Funding Type	Updates this Quarter?*	Current Quarter Obligation	Cumulative Obligation	Current Quarter Expenditure/Payments	Cumulative Expenditure/Payments
109	Aggregate of Contracts Awarded for <\$50,000	No	\$0.00	\$0.00	\$0.00	\$0.00
110	Aggregate of Grants Awarded for <\$50,000	Yes	\$12,100,000.00	\$88,675,000.00	\$12,100,000.00	\$88,675,000.00
111	Aggregate of Loans Issued for <\$50,000	No	\$0.00	\$0.00	\$0.00	\$0.00
112	Aggregate of Transfers <\$50,000	No	\$0.00	\$0.00	\$0.00	\$0.00
113	Aggregate of Direct Payments <\$50,000	Yes	\$19,950,686.11	\$49,805,517.96	\$19,968,714.35	\$49,805,517.96
Total:			\$32,050,686.11	\$138,480,517.96	\$32,068,714.35	\$138,480,517.96

Aggregate Payments to Individuals

U.S. DEPARTMENT OF THE TREASURY Office of Inspector General (OIG) Pandemic Response Accountability Committee (PRAC)					
Financial Progress Report (FPR) Aggregate Payment to Individuals					
	A	B	C	D	E
	Updates this Quarter?*	Current Quarter Obligation	Cumulative Obligation	Current Quarter Expenditure	Cumulative Expenditure
114	Aggregate of Direct Payments to Individuals Yes	\$144,665,125.55	\$275,096,200.00	\$233,767,845.55	\$275,096,200.00

Totals

U.S. DEPARTMENT OF THE TREASURY					
Office of Inspector General (OIG)					
Pandemic Response Accountability Committee (PRAC)					
Financial Progress Report(FPR)					
Totals					
115	Coronavirus Relief Funds Received				\$431,091,225.60
		A	B	C	D
		Obligations	Current Quarter Expenditures	Cumulative Expenditures	Net Obligation
116	Contracts >=\$50,000	\$17,514,507.64	\$5,419,798.89	\$17,336,665.44	\$177,842.20
117	Grants >=\$50,000	\$0.00	\$0.00	\$0.00	\$0.00
118	Transfers >=\$50,000	\$0.00	\$0.00	\$0.00	\$0.00
119	Direct >=\$50,000	\$0.00	\$0.00	\$0.00	\$0.00
120	Aggregate Contracts <\$50,000	\$0.00	\$0.00	\$0.00	\$0.00
121	Aggregate Grants <\$50,000	\$88,675,000.00	\$12,100,000.00	\$88,675,000.00	\$0.00
122	Aggregate Transfers <\$50,000	\$0.00	\$0.00	\$0.00	\$0.00
123	Aggregate Direct <\$50,000	\$49,805,517.96	\$19,968,714.35	\$49,805,517.96	\$0.00
124	Aggregate Payments to Individuals	\$275,096,200.00	\$233,767,845.55	\$275,096,200.00	\$0.00
125	Total	\$431,091,225.60	\$271,256,358.79	\$430,913,383.40	\$177,842.20
		Obligations	Current Quarter Payments	Cumulative Payments	Net Obligation
126	Loans >=\$50,000	\$0.00	\$0.00	\$0.00	\$0.00
127	Aggregate Loans <\$50,000	\$0.00	\$0.00	\$0.00	\$0.00
128	Total	\$0.00	\$0.00	\$0.00	\$0.00
129	Available Balance of CRF funds before Loan Repayment				\$0.00
130	Cumulative Loan Payments				\$0.00
131	Total Available Balance of CRF funds				\$0.00
<p>I certify to the best of my knowledge and belief that the information provided herein is true, complete, and accurate, and the information is provided for the purposes and intent set forth in the CARES Act, P.L. 116-136. I am aware that any false, fictitious, or fraudulent information, or the omission of any material fact, may subject me to criminal, civil or administrative penalties for fraud, false statements, false claims or otherwise. (U.S. Code, Title 18, Section 1001 and Title 31, Sections 3729-3733 and 3801-3812)</p>					
132a. Name of Authorized Official		132b. Email Address			
132c. Signature of Authorized Certifying Official		132d. Date Report Submitted (Month, Day, Year)			

Sub Screen: Sub-Recipient 1

20	DUNS Available*	<input type="radio"/> Yes <input checked="" type="radio"/> No	
21	DUNS #*		
22	Identification Number	022863691	
23	Legal Name*	The Kahlen Group Inc	
24	Address Line 1*	1295 Corona Pointe Ct Ste 104	
25	Address Line 2		
26	Address Line 3		
27	City Name*	Corona	
28	State Code*	CA	
29	Zip+4*	92879-1721	Verified
30	Country Name*	United States	
31	Country Code*	USA	
32	Congressional District*	42	
33	Organization Type*		
		<input type="checkbox"/> State Government	
		<input type="checkbox"/> County Government	
		<input type="checkbox"/> City or Township Government	
		<input type="checkbox"/> Special District Government	
		<input type="checkbox"/> Independent School District	
		<input type="checkbox"/> Public/State Controlled Institution of Higher Education	
		<input type="checkbox"/> Indian/Native American Tribal Government (Federally Recognized)	
		<input type="checkbox"/> Indian/Native American Tribal Designated Organization	
		<input type="checkbox"/> Public/Indian Housing Authority	
		<input type="checkbox"/> Nonprofit with 501C3 IRS Status (Other than an Institution of Higher Education)	
		<input type="checkbox"/> Nonprofit without 501C3 IRS Status (Other than an Institution of Higher Education)	
		<input type="checkbox"/> Private Institution of Higher Education	
		<input type="checkbox"/> For-Profit Organization (Other than Small Business)	
		<input checked="" type="checkbox"/> Small Business	
		<input type="checkbox"/> Hispanic-serving Institution	
		<input type="checkbox"/> Historically Black College or University (HBCU)	
		<input type="checkbox"/> Tribally Controlled College or University (TCCU)	
		<input type="checkbox"/> Alaska Native and Native Hawaiian Serving Institutions	
		<input type="checkbox"/> Non-domestic (non-U.S.) Entity	
		<input type="checkbox"/> Other	

Sub Screen: Contractor Name 2

34	Sub-Recipient Organization (Contractor)*		The Kahlen Group Inc-022863691	
35	Contract Number*		2061	
36	Contract Type*		Definitive Contract	
37	Contract Amount*		\$427,080.00	
38	Contract Date *		05/19/2020	
39	Period of Performance Start Date *		05/19/2020	
40	Period of Performance End Date *		06/30/2021	
41	Primary Place of Performance Address Line 1 *		1295 Corona Pointe Ct	
42	Primary Place of Performance Address Line 2		Ste 104	
43	Primary Place of Performance Address Line 3			
44	Primary Place of Performance City Name *		Corona	
45	Primary Place of Performance State Code *		CA	
46	Primary Place of Performance Zip+4 *		92879-1703	Verified
47	Primary Place of Performance Country Name *		United States	
48	Primary Place of Performance Country Code *		USA	
49	Primary Place of Performance Congressional District *		42	
50	Contract Description *		Consulting services for grant administration and compliance.	

Obligations

	51 A	51 B	51 C	51 D	51 E
	Project*	Current Quarter Obligation*	Cumulative Obligation*	Current Quarter Expenditure	Cumulative Expenditure
Line 1	31656 - Administrative Expenses	\$295,839.50	\$427,080.00	\$117,997.30	\$249,237.80
Total		\$295,839.50	\$427,080.00	\$117,997.30	\$249,237.80

Previous Expenditures (All previous quarters)

	52 A	52 B		52 C	52 D	52 E
	Project*	Expenditure Date Range*		Cost or Expenditure Amount*	Cost or Expenditure Category*	Category Description
Line 1	31656 - Administrative Expenses	05/19/2020	06/30/2020	\$42,818.50	Administrative Expenses	
Line 2	31656 - Administrative Expenses	07/01/2020	09/30/2020	\$88,422.00	Administrative Expenses	
Total:						\$131,240.50

Current Quarter Expenditures

	53 A	53 B		53 C	53 D	53 E	
	Project*	Expenditure Date Range*		Cost or Expenditure Amount*	Cost or Expenditure Category*	Category Description	Delete
Line 1	31656 - Administrative Expenses	10/01/2020	11/30/2020	\$117,997.30	Administrative Expenses		
Total:							\$117,997.30

Sub Screen: Contractor Name 2

34	Sub-Recipient Organization (Contractor)*	SERVPRO of Temecula-473581658		
35	Contract Number*	1059		
36	Contract Type*	Purchase Order		
37	Contract Amount*	\$33,787.60		
38	Contract Date *	04/01/2020		
39	Period of Performance Start Date *	04/01/2020		
40	Period of Performance End Date *	06/30/2020		
41	Primary Place of Performance Address Line 1 *	43176 Business Park Dr		
42	Primary Place of Performance Address Line 2			
43	Primary Place of Performance Address Line 3			
44	Primary Place of Performance City Name *	Temecula		
45	Primary Place of Performance State Code *	CA		
46	Primary Place of Performance Zip+4 *	92590-3622		Verified
47	Primary Place of Performance Country Name *	United States		
48	Primary Place of Performance Country Code *	USA		
49	Primary Place of Performance Congressional District *	42		
50	Contract Description *	Decontamination Services		

Obligations

	51 A	51 B	51 C	51 D	51 E
	Project*	Current Quarter Obligation*	Cumulative Obligation*	Current Quarter Expenditure	Cumulative Expenditure
Line 1	31655 - All Other COVID-19 Related Expenditures	\$0.00	\$33,787.60	\$0.00	\$33,787.60
Total		\$0.00	\$33,787.60	\$0.00	\$33,787.60

Previous Expenditures (All previous quarters)

	52 A	52 B		52 C	52 D	52 E
	Project*	Expenditure Date Range*		Cost or Expenditure Amount*	Cost or Expenditure Category*	Category Description
Line 1	31655 - All Other COVID-19 Related Expenditures	04/01/2020	06/30/2020	\$33,787.60	Public Health Expenses	
Total:						\$33,787.60

Current Quarter Expenditures

	53 A	53 B		53 C	53 D	53 E	
	Project*	Expenditure Date Range*		Cost or Expenditure Amount*	Cost or Expenditure Category*	Category Description	Delete
Line 1				\$0.00			
Total:							\$0.00

Sub Screen: Sub-Recipient 2

20	DUNS Available*	<input type="radio"/> Yes <input checked="" type="radio"/> No	
21	DUNS #*		
22	Identification Number	473581658	
23	Legal Name*	SERVPRO of Temecula	
24	Address Line 1*	43176 Business Park Dr	
25	Address Line 2		
26	Address Line 3		
27	City Name*	Temecula	
28	State Code*	CA	
29	Zip+4*	92590-3622	Verified
30	Country Name*	United States	
31	Country Code*	USA	
32	Congressional District*	42	
33	Organization Type*		
		<input type="checkbox"/> State Government	
		<input type="checkbox"/> County Government	
		<input type="checkbox"/> City or Township Government	
		<input type="checkbox"/> Special District Government	
		<input type="checkbox"/> Independent School District	
		<input type="checkbox"/> Public/State Controlled Institution of Higher Education	
		<input type="checkbox"/> Indian/Native American Tribal Government (Federally Recognized)	
		<input type="checkbox"/> Indian/Native American Tribal Designated Organization	
		<input type="checkbox"/> Public/Indian Housing Authority	
		<input type="checkbox"/> Nonprofit with 501C3 IRS Status (Other than an Institution of Higher Education)	
		<input type="checkbox"/> Nonprofit without 501C3 IRS Status (Other than an Institution of Higher Education)	
		<input type="checkbox"/> Private Institution of Higher Education	
		<input checked="" type="checkbox"/> For-Profit Organization (Other than Small Business)	
		<input checked="" type="checkbox"/> Small Business	
		<input type="checkbox"/> Hispanic-serving Institution	
		<input type="checkbox"/> Historically Black College or University (HBCU)	
		<input type="checkbox"/> Tribally Controlled College or University (TCCU)	
		<input type="checkbox"/> Alaska Native and Native Hawaiian Serving Institutions	
		<input type="checkbox"/> Non-domestic (non-U.S.) Entity	
		<input type="checkbox"/> Other	

Sub Screen: Contractor Name 3

34	Sub-Recipient Organization (Contractor)*	CERES Environmental Services, Inc-411816075		
35	Contract Number*	1060		
36	Contract Type*	Purchase Order		
37	Contract Amount*	\$31,971.76		
38	Contract Date *	03/19/2020		
39	Period of Performance Start Date *	03/19/2020		
40	Period of Performance End Date *	06/30/2020		
41	Primary Place of Performance Address Line 1 *	3825 85th Ave N		
42	Primary Place of Performance Address Line 2			
43	Primary Place of Performance Address Line 3			
44	Primary Place of Performance City Name *	Brooklyn Park		
45	Primary Place of Performance State Code *	MN		
46	Primary Place of Performance Zip+4 *	55443-1906		Verified
47	Primary Place of Performance Country Name *	United States		
48	Primary Place of Performance Country Code *	USA		
49	Primary Place of Performance Congressional District *	3		
50	Contract Description *	Cleaning and Disinfecting Services		

Obligations

	51 A	51 B	51 C	51 D	51 E
	Project*	Current Quarter Obligation*	Cumulative Obligation*	Current Quarter Expenditure	Cumulative Expenditure
Line 1	31653 - Public Health Expenses	\$31,971.76	\$31,971.76	\$0.00	\$31,971.76
Total		\$31,971.76	\$31,971.76	\$0.00	\$31,971.76

Previous Expenditures (All previous quarters)

	52 A	52 B	52 C	52 D	52 E	
	Project*	Expenditure Date Range*		Cost or Expenditure Amount*	Cost or Expenditure Category*	Category Description
Line 1	31653 - Public Health Expenses	04/01/2020	06/30/2020	\$31,971.76	Public Health Expenses	
Total:						\$31,971.76

Current Quarter Expenditures

	53 A	53 B	53 C	53 D	53 E		
	Project*	Expenditure Date Range*		Cost or Expenditure Amount*	Cost or Expenditure Category*	Category Description	Delete
Line 1				\$0.00			
Total:							\$0.00

Sub Screen: Sub-Recipient 3

20	DUNS Available*	<input type="radio"/> Yes <input checked="" type="radio"/> No	
21	DUNS #*		
22	Identification Number	411816075	
23	Legal Name*	CERES Environmental Services, Inc	
24	Address Line 1*	3825 85th Ave N	
25	Address Line 2		
26	Address Line 3		
27	City Name*	Brooklyn Park	
28	State Code*	MN	
29	Zip+4*	55443-1906	Verified
30	Country Name*	United States	
31	Country Code*	USA	
32	Congressional District*		3
33	Organization Type*		
		<input type="checkbox"/> State Government	
		<input type="checkbox"/> County Government	
		<input type="checkbox"/> City or Township Government	
		<input type="checkbox"/> Special District Government	
		<input type="checkbox"/> Independent School District	
		<input type="checkbox"/> Public/State Controlled Institution of Higher Education	
		<input type="checkbox"/> Indian/Native American Tribal Government (Federally Recognized)	
		<input type="checkbox"/> Indian/Native American Tribal Designated Organization	
		<input type="checkbox"/> Public/Indian Housing Authority	
		<input type="checkbox"/> Nonprofit with 501C3 IRS Status (Other than an Institution of Higher Education)	
		<input type="checkbox"/> Nonprofit without 501C3 IRS Status (Other than an Institution of Higher Education)	
		<input type="checkbox"/> Private Institution of Higher Education	
		<input checked="" type="checkbox"/> For-Profit Organization (Other than Small Business)	
		<input type="checkbox"/> Small Business	
		<input type="checkbox"/> Hispanic-serving Institution	
		<input type="checkbox"/> Historically Black College or University (HBCU)	
		<input type="checkbox"/> Tribally Controlled College or University (TCCU)	
		<input type="checkbox"/> Alaska Native and Native Hawaiian Serving Institutions	
		<input type="checkbox"/> Non-domestic (non-U.S.) Entity	
		<input type="checkbox"/> Other	

Sub Screen: Sub-Recipient 4

20	DUNS Available*	<input type="radio"/> Yes <input checked="" type="radio"/> No	
21	DUNS #*		
22	Identification Number	300686184	
23	Legal Name*	Community Health Association Inland	
24	Address Line 1*	621 Carnegie Dr	
25	Address Line 2	Ste. 180	
26	Address Line 3		
27	City Name*	San Bernardino	
28	State Code*	CA	
29	Zip+4*	92408-3536	Verified
30	Country Name*	United States	
31	Country Code*	USA	
32	Congressional District*		31
33	Organization Type*		
		<input type="checkbox"/> State Government	
		<input type="checkbox"/> County Government	
		<input type="checkbox"/> City or Township Government	
		<input type="checkbox"/> Special District Government	
		<input type="checkbox"/> Independent School District	
		<input type="checkbox"/> Public/State Controlled Institution of Higher Education	
		<input type="checkbox"/> Indian/Native American Tribal Government (Federally Recognized)	
		<input type="checkbox"/> Indian/Native American Tribal Designated Organization	
		<input type="checkbox"/> Public/Indian Housing Authority	
		<input checked="" type="checkbox"/> Nonprofit with 501C3 IRS Status (Other than an Institution of Higher Education)	
		<input type="checkbox"/> Nonprofit without 501C3 IRS Status (Other than an Institution of Higher Education)	
		<input type="checkbox"/> Private Institution of Higher Education	
		<input type="checkbox"/> For-Profit Organization (Other than Small Business)	
		<input type="checkbox"/> Small Business	
		<input type="checkbox"/> Hispanic-serving Institution	
		<input type="checkbox"/> Historically Black College or University (HBCU)	
		<input type="checkbox"/> Tribally Controlled College or University (TCCU)	
		<input type="checkbox"/> Alaska Native and Native Hawaiian Serving Institutions	
		<input type="checkbox"/> Non-domestic (non-U.S.) Entity	
		<input type="checkbox"/> Other	

Sub Screen: Contractor Name 4

34	Sub-Recipient Organization (Contractor)*		Power Security Group-464833485		
35	Contract Number*		1067		
36	Contract Type*		Purchase Order		
37	Contract Amount*		3366,800.00		
38	Contract Date *		03/25/2020		
39	Period of Performance Start Date *		03/25/2020		
40	Period of Performance End Date *		06/30/2020		
41	Primary Place of Performance Address Line 1 *		1390 W 6th St		
42	Primary Place of Performance Address Line 2		#120		
43	Primary Place of Performance Address Line 3				
44	Primary Place of Performance City Name *		Corona		
45	Primary Place of Performance State Code *		CA		
46	Primary Place of Performance Zip+4 *		92882-3554		Verified
47	Primary Place of Performance Country Name *		United States		
48	Primary Place of Performance Country Code *		USA		
49	Primary Place of Performance Congressional District *		42		
50	Contract Description *		Provide Security for Indio Fairgrounds clinic site and Blythe		

Obligations

	51 A	51 B	51 C	51 D	51 E
	Project*	Current Quarter Obligation*	Cumulative Obligation*	Current Quarter Expenditure	Cumulative Expenditure
Line 1	31653 - Public Health Expenses	\$0.00	\$366,800.00	\$0.00	\$366,800.00
Total		\$0.00	\$366,800.00	\$0.00	\$366,800.00

Previous Expenditures (All previous quarters)

	52 A	52 B		52 C	52 D	52 E
	Project*	Expenditure Date Range*		Cost or Expenditure Amount*	Cost or Expenditure Category*	Category Description
Line 1	31653 - Public Health Expenses	03/25/2020	06/30/2020	\$366,800.00	Public Health Expenses	
Total:						\$366,800.00

Current Quarter Expenditures

	53 A	53 B		53 C	53 D	53 E	
	Project*	Expenditure Date Range*		Cost or Expenditure Amount*	Cost or Expenditure Category*	Category Description	Delete
Line 1				\$0.00			
Total:							\$0.00

Sub Screen: Contractor Name 5

34	Sub-Recipient Organization (Contractor)*	Prudential Overall Supply-951535681		
35	Contract Number*	R029252		
36	Contract Type*	Purchase Order		
37	Contract Amount*	\$267,566.83		
38	Contract Date *	03/01/2020		
39	Period of Performance Start Date *	03/01/2020		
40	Period of Performance End Date *	06/30/2020		
41	Primary Place of Performance Address Line 1 *	6997 Jurupa Ave		
42	Primary Place of Performance Address Line 2			
43	Primary Place of Performance Address Line 3			
44	Primary Place of Performance City Name *	Riverside		
45	Primary Place of Performance State Code *	CA		
46	Primary Place of Performance Zip+4 *	92504-1009		Verified
47	Primary Place of Performance Country Name *	United States		
48	Primary Place of Performance Country Code *	USA		
49	Primary Place of Performance Congressional District *	41		
50	Contract Description *	Disposable surgical masks and various supplies.		

Obligations

	51 A	51 B	51 C	51 D	51 E
	Project*	Current Quarter Obligation*	Cumulative Obligation*	Current Quarter Expenditure	Cumulative Expenditure
Line 1	31653 - Public Health Expenses	\$0.00	\$267,566.83	\$0.00	\$267,566.83
Total		\$0.00	\$267,566.83	\$0.00	\$267,566.83

Previous Expenditures (All previous quarters)

	52 A	52 B		52 C	52 D	52 E
	Project*	Expenditure Date Range*		Cost or Expenditure Amount*	Cost or Expenditure Category*	Category Description
Line 1	31653 - Public Health Expenses	03/01/2020	02/28/2021	\$267,566.83	Personal Protective Equipment	
Total:						\$267,566.83

Current Quarter Expenditures

	53 A	53 B		53 C	53 D	53 E	
	Project*	Expenditure Date Range*		Cost or Expenditure Amount*	Cost or Expenditure Category*	Category Description	Delete
Line 1				\$0.00			
Total:							\$0.00

Sub Screen: Sub-Recipient 5

20	DUNS Available*	<input type="radio"/> Yes <input checked="" type="radio"/> No	
21	DUNS #*		
22	Identification Number	821010986	
23	Legal Name*	T21LLC-001	
24	Address Line 1*	4880 S 134th St	
25	Address Line 2		
26	Address Line 3		
27	City Name*	Omaha	
28	State Code*	NE	
29	Zip+4*	68137-1614	Verified
30	Country Name*	United States	
31	Country Code*	USA	
32	Congressional District*		2
33	Organization Type*		
		<input type="checkbox"/> State Government	
		<input type="checkbox"/> County Government	
		<input type="checkbox"/> City or Township Government	
		<input type="checkbox"/> Special District Government	
		<input type="checkbox"/> Independent School District	
		<input type="checkbox"/> Public/State Controlled Institution of Higher Education	
		<input type="checkbox"/> Indian/Native American Tribal Government (Federally Recognized)	
		<input type="checkbox"/> Indian/Native American Tribal Designated Organization	
		<input type="checkbox"/> Public/Indian Housing Authority	
		<input type="checkbox"/> Nonprofit with 501C3 IRS Status (Other than an Institution of Higher Education)	
		<input type="checkbox"/> Nonprofit without 501C3 IRS Status (Other than an Institution of Higher Education)	
		<input type="checkbox"/> Private Institution of Higher Education	
		<input type="checkbox"/> For-Profit Organization (Other than Small Business)	
		<input checked="" type="checkbox"/> Small Business	
		<input type="checkbox"/> Hispanic-serving Institution	
		<input type="checkbox"/> Historically Black College or University (HBCU)	
		<input type="checkbox"/> Tribally Controlled College or University (TCCU)	
		<input type="checkbox"/> Alaska Native and Native Hawaiian Serving Institutions	
		<input type="checkbox"/> Non-domestic (non-U.S.) Entity	
		<input type="checkbox"/> Other	

Sub Screen: Contractor Name 6

34	Sub-Recipient Organization (Contractor)*	SICHAMP Energy Inc.-223009648		
35	Contract Number*	5404		
36	Contract Type*	Purchase Order		
37	Contract Amount*	\$284,460.00		
38	Contract Date *	04/01/2020		
39	Period of Performance Start Date *	04/01/2020		
40	Period of Performance End Date *	06/30/2020		
41	Primary Place of Performance Address Line 1 *	9171 Towne Centre Dr		
42	Primary Place of Performance Address Line 2	Ste. 300		
43	Primary Place of Performance Address Line 3			
44	Primary Place of Performance City Name *	San Diego		
45	Primary Place of Performance State Code *	CA		
46	Primary Place of Performance Zip+4 *	92122-1234		Verified
47	Primary Place of Performance Country Name *	United States		
48	Primary Place of Performance Country Code *	USA		
49	Primary Place of Performance Congressional District *	52		
50	Contract Description *	Face shields, surgical mask, shoe covers and medical caps.		

Obligations

	51 A	51 B	51 C	51 D	51 E
	Project*	Current Quarter Obligation*	Cumulative Obligation*	Current Quarter Expenditure	Cumulative Expenditure
Line 1	31652 - Medical Expenses	\$0.00	\$284,460.00	\$0.00	\$284,460.00
Total		\$0.00	\$284,460.00	\$0.00	\$284,460.00

Previous Expenditures (All previous quarters)

	52 A	52 B	52 C	52 D	52 E	
	Project*	Expenditure Date Range*		Cost or Expenditure Amount*	Cost or Expenditure Category*	Category Description
Line 1	31652 - Medical Expenses	04/01/2020	06/30/2020	\$284,460.00	Medical Expenses	
Total:						\$284,460.00

Current Quarter Expenditures

	53 A	53 B	53 C	53 D	53 E		
	Project*	Expenditure Date Range*		Cost or Expenditure Amount*	Cost or Expenditure Category*	Category Description	Delete
Line 1				\$0.00			
Total:							\$0.00

Sub Screen: Sub-Recipient 6

20	DUNS Available*	<input checked="" type="radio"/> Yes <input checked="" type="radio"/> No	
21	DUNS #*		
22	Identification Number	464833485	
23	Legal Name*	Power Security Group	
24	Address Line 1*	1390 W 6th St Ste 120	
25	Address Line 2		
26	Address Line 3		
27	City Name*	Corona	
28	State Code*	CA	
29	Zip+4*	92882-3539	Verified
30	Country Name*	United States	
31	Country Code*	USA	
32	Congressional District*	42	
33	Organization Type*		
		<input type="checkbox"/> State Government	
		<input type="checkbox"/> County Government	
		<input type="checkbox"/> City or Township Government	
		<input type="checkbox"/> Special District Government	
		<input type="checkbox"/> Independent School District	
		<input type="checkbox"/> Public/State Controlled Institution of Higher Education	
		<input type="checkbox"/> Indian/Native American Tribal Government (Federally Recognized)	
		<input type="checkbox"/> Indian/Native American Tribal Designated Organization	
		<input type="checkbox"/> Public/Indian Housing Authority	
		<input type="checkbox"/> Nonprofit with 501C3 IRS Status (Other than an Institution of Higher Education)	
		<input type="checkbox"/> Nonprofit without 501C3 IRS Status (Other than an Institution of Higher Education)	
		<input type="checkbox"/> Private Institution of Higher Education	
		<input type="checkbox"/> For-Profit Organization (Other than Small Business)	
		<input checked="" type="checkbox"/> Small Business	
		<input type="checkbox"/> Hispanic-serving Institution	
		<input type="checkbox"/> Historically Black College or University (HBCU)	
		<input type="checkbox"/> Tribally Controlled College or University (TCCU)	
		<input type="checkbox"/> Alaska Native and Native Hawaiian Serving Institutions	
		<input type="checkbox"/> Non-domestic (non-U.S.) Entity	
		<input type="checkbox"/> Other	

Sub Screen: Contractor Name 7

34	Sub-Recipient Organization (Contractor)*	Regional Access Project Foundation-330547453		
35	Contract Number*	21-005		
36	Contract Type*	Definitive Contract		
37	Contract Amount*	\$6,650,000.00		
38	Contract Date *	08/03/2020		
39	Period of Performance Start Date *	08/03/2020		
40	Period of Performance End Date *	12/31/2020		
41	Primary Place of Performance Address Line 1 *	42600 Cook St		
42	Primary Place of Performance Address Line 2	Ste 201A		
43	Primary Place of Performance Address Line 3			
44	Primary Place of Performance City Name *	Palm Desert		
45	Primary Place of Performance State Code *	CA		
46	Primary Place of Performance Zip+4 *	92211-6107		Verified
47	Primary Place of Performance Country Name *	United States		
48	Primary Place of Performance Country Code *	USA		
49	Primary Place of Performance Congressional District *	36		
50	Contract Description *	Provide outreach and promotion of CARES funding availability to all eligible Skilled Nursing Facilities in Riverside County. Administer applications, grant management and compliance training.		

Obligations

	51 A	51 B	51 C	51 D	51 E
	Project*	Current Quarter Obligation*	Cumulative Obligation*	Current Quarter Expenditure	Cumulative Expenditure
Line 1	31661 - Nursing Home Assistance	\$0.00	\$6,650,000.00	\$0.00	\$6,650,000.00
Total		\$0.00	\$6,650,000.00	\$0.00	\$6,650,000.00

Previous Expenditures (All previous quarters)

	52 A	52 B		52 C	52 D	52 E
	Project*	Expenditure Date Range*		Cost or Expenditure Amount*	Cost or Expenditure Category*	Category Description
Line 1	31661 - Nursing Home Assistance	08/11/2020	09/30/2020	\$6,650,000.00	Nursing Home Assistance	
Total:						\$6,650,000.00

Current Quarter Expenditures

	53 A	53 B		53 C	53 D	53 E	
	Project*	Expenditure Date Range*		Cost or Expenditure Amount*	Cost or Expenditure Category*	Category Description	Delete
Line 1				\$0.00			
Total:							\$0.00

Sub Screen: Sub-Recipient 7

20	DUNS Available*	<input type="radio"/> Yes <input checked="" type="radio"/> No	
21	DUNS #*		
22	Identification Number	951535681	
23	Legal Name*	Prudential Overall Supply	
24	Address Line 1*	6997 Jurupa Ave	
25	Address Line 2		
26	Address Line 3		
27	City Name*	Riverside	
28	State Code*	CA	
29	Zip+4*	92504-1009	Verified
30	Country Name*	United States	
31	Country Code*	USA	
32	Congressional District*	41	
33	Organization Type*		
		<input type="checkbox"/> State Government	
		<input type="checkbox"/> County Government	
		<input type="checkbox"/> City or Township Government	
		<input type="checkbox"/> Special District Government	
		<input type="checkbox"/> Independent School District	
		<input type="checkbox"/> Public/State Controlled Institution of Higher Education	
		<input type="checkbox"/> Indian/Native American Tribal Government (Federally Recognized)	
		<input type="checkbox"/> Indian/Native American Tribal Designated Organization	
		<input type="checkbox"/> Public/Indian Housing Authority	
		<input type="checkbox"/> Nonprofit with 501C3 IRS Status (Other than an Institution of Higher Education)	
		<input type="checkbox"/> Nonprofit without 501C3 IRS Status (Other than an Institution of Higher Education)	
		<input type="checkbox"/> Private Institution of Higher Education	
		<input checked="" type="checkbox"/> For-Profit Organization (Other than Small Business)	
		<input type="checkbox"/> Small Business	
		<input type="checkbox"/> Hispanic-serving Institution	
		<input type="checkbox"/> Historically Black College or University (HBCU)	
		<input type="checkbox"/> Tribally Controlled College or University (TCCU)	
		<input type="checkbox"/> Alaska Native and Native Hawaiian Serving Institutions	
		<input type="checkbox"/> Non-domestic (non-U.S.) Entity	
		<input type="checkbox"/> Other	

Sub Screen: Sub-Recipient 8

20	DUNS Available*	<input type="radio"/> Yes <input checked="" type="radio"/> No	
21	DUNS #*		
22	Identification Number	223009648	
23	Legal Name*	SICHAMP Energy Inc.	
24	Address Line 1*	9171 Towne Centre Dr Ste 300	
25	Address Line 2	PO Box 8500-41155, Philadelphia PA 19178	
26	Address Line 3		
27	City Name*	San Diego	
28	State Code*	CA	
29	Zip+4*	92122-6232	Verified
30	Country Name*	United States	
31	Country Code*	USA	
32	Congressional District*		52
33	Organization Type*		
		<input type="checkbox"/> State Government	
		<input type="checkbox"/> County Government	
		<input type="checkbox"/> City or Township Government	
		<input type="checkbox"/> Special District Government	
		<input type="checkbox"/> Independent School District	
		<input type="checkbox"/> Public/State Controlled Institution of Higher Education	
		<input type="checkbox"/> Indian/Native American Tribal Government (Federally Recognized)	
		<input type="checkbox"/> Indian/Native American Tribal Designated Organization	
		<input type="checkbox"/> Public/Indian Housing Authority	
		<input type="checkbox"/> Nonprofit with 501C3 IRS Status (Other than an Institution of Higher Education)	
		<input type="checkbox"/> Nonprofit without 501C3 IRS Status (Other than an Institution of Higher Education)	
		<input type="checkbox"/> Private Institution of Higher Education	
		<input checked="" type="checkbox"/> For-Profit Organization (Other than Small Business)	
		<input type="checkbox"/> Small Business	
		<input type="checkbox"/> Hispanic-serving Institution	
		<input type="checkbox"/> Historically Black College or University (HBCU)	
		<input type="checkbox"/> Tribally Controlled College or University (TCCU)	
		<input type="checkbox"/> Alaska Native and Native Hawaiian Serving Institutions	
		<input type="checkbox"/> Non-domestic (non-U.S.) Entity	
		<input type="checkbox"/> Other	

Sub Screen: Contractor Name 8

34	Sub-Recipient Organization (Contractor)*		Community Health Association Inland-300686184	
35	Contract Number*		21-006	
36	Contract Type*		Definitive Contract	
37	Contract Amount*		\$3,320,000.00	
38	Contract Date *		08/03/2020	
39	Period of Performance Start Date *		08/03/2020	
40	Period of Performance End Date *		12/31/2020	
41	Primary Place of Performance Address Line 1 *		621 Carnegie Dr	
42	Primary Place of Performance Address Line 2		Ste. 180	
43	Primary Place of Performance Address Line 3			
44	Primary Place of Performance City Name *		San Bernardino	
45	Primary Place of Performance State Code *		CA	
46	Primary Place of Performance Zip+4 *		92408-3536	Verified
47	Primary Place of Performance Country Name *		United States	
48	Primary Place of Performance Country Code *		USA	
49	Primary Place of Performance Congressional District *		31	
50	Contract Description *		Provide outreach and promotion of CARES Funding availability to all eligible Federally Qualified Health Centers in Riverside County. Administer, collect and review applications and verify funding requests and reporting requirements.	

Obligations

	51 A	51 B	51 C	51 D	51 E
	Project*	Current Quarter Obligation*	Cumulative Obligation*	Current Quarter Expenditure	Cumulative Expenditure
Line 1	31654 - Economic Support Other Than Small Business, Housing and Food Assistance	\$0.00	\$3,320,000.00	\$0.00	\$3,320,000.00
Total		\$0.00	\$3,320,000.00	\$0.00	\$3,320,000.00

Previous Expenditures (All previous quarters)

	52 A	52 B		52 C	52 D	52 E
	Project*	Expenditure Date Range*		Cost or Expenditure Amount*	Cost or Expenditure Category*	Category Description
Line 1	31654 - Economic Support Other Than Small Business, Housing and Food Assistance	08/03/2020	09/30/2020	\$3,320,000.00	Economic Support (Other than Small Business, Housing, and Food Assistance)	
Total:						\$3,320,000.00

Current Quarter Expenditures

	53 A	53 B		53 C	53 D	53 E	
	Project*	Expenditure Date Range*		Cost or Expenditure Amount*	Cost or Expenditure Category*	Category Description	Delete
Line 1				\$0.00			
Total:							\$0.00

Sub Screen: Sub-Recipient 9

20	DUNS Available*	<input type="radio"/> Yes <input checked="" type="radio"/> No	
21	DUNS #*		
22	Identification Number	330547453	
23	Legal Name*	Regional Access Project Foundation	
24	Address Line 1*	42600 Cook St	
25	Address Line 2	Ste. 201A	
26	Address Line 3		
27	City Name*	Palm Desert	
28	State Code*	CA	
29	Zip+4*	92211-6107	Verified
30	Country Name*	United States	
31	Country Code*	USA	
32	Congressional District*		36
33	Organization Type*		
		<input type="checkbox"/> State Government	
		<input type="checkbox"/> County Government	
		<input type="checkbox"/> City or Township Government	
		<input type="checkbox"/> Special District Government	
		<input type="checkbox"/> Independent School District	
		<input type="checkbox"/> Public/State Controlled Institution of Higher Education	
		<input type="checkbox"/> Indian/Native American Tribal Government (Federally Recognized)	
		<input type="checkbox"/> Indian/Native American Tribal Designated Organization	
		<input type="checkbox"/> Public/Indian Housing Authority	
		<input checked="" type="checkbox"/> Nonprofit with 501C3 IRS Status (Other than an Institution of Higher Education)	
		<input type="checkbox"/> Nonprofit without 501C3 IRS Status (Other than an Institution of Higher Education)	
		<input type="checkbox"/> Private Institution of Higher Education	
		<input type="checkbox"/> For-Profit Organization (Other than Small Business)	
		<input type="checkbox"/> Small Business	
		<input type="checkbox"/> Hispanic-serving Institution	
		<input type="checkbox"/> Historically Black College or University (HBCU)	
		<input type="checkbox"/> Tribally Controlled College or University (TCCU)	
		<input type="checkbox"/> Alaska Native and Native Hawaiian Serving Institutions	
		<input type="checkbox"/> Non-domestic (non-U.S.) Entity	
		<input type="checkbox"/> Other	

Sub Screen: Contractor Name 9

34	Sub-Recipient Organization (Contractor)*	Reach Out West End-952642747		
35	Contract Number ^h	EM-COVID-RO		
36	Contract Type*	Definitive Contract		
37	Contract Amount*	\$500,000.00		
38	Contract Date *	08/05/2020		
39	Period of Performance Start Date *	08/05/2020		
40	Period of Performance End Date *	12/31/2020		
41	Primary Place of Performance Address Line 1 *	1126 W Foothill Blvd		
42	Primary Place of Performance Address Line 2	Ste. 250		
43	Primary Place of Performance Address Line 3			
44	Primary Place of Performance City Name *	Upland		
45	Primary Place of Performance State Code *	CA		
46	Primary Place of Performance Zip+4 *	91786-3768		Verified
47	Primary Place of Performance Country Name *	United States		
48	Primary Place of Performance Country Code *	USA		
49	Primary Place of Performance Congressional District *	31		
50	Contract Description *	Perform Coronavirus communication outreach throughout Riverside County to comply with public health guidelines.		

Obligations

	51 A	51 B	51 C	51 D	51 E
	Project*	Current Quarter Obligation*	Cumulative Obligation*	Current Quarter Expenditure	Cumulative Expenditure
Line 1	31653 - Public Health Expenses	\$0.00	\$500,000.00	\$0.00	\$500,000.00
Total		\$0.00	\$500,000.00	\$0.00	\$500,000.00

Previous Expenditures (All previous quarters)

	52 A	52 B		52 C	52 D	52 E
	Project*	Expenditure Date Range*		Cost or Expenditure Amount*	Cost or Expenditure Category*	Category Description
Line 1	31653 - Public Health Expenses	08/05/2020	09/30/2020	\$500,000.00	Public Health Expenses	
Total:						\$500,000.00

Current Quarter Expenditures

	53 A	53 B		53 C	53 D	53 E	
	Project*	Expenditure Date Range*		Cost or Expenditure Amount*	Cost or Expenditure Category*	Category Description	Delete
Line 1				\$0.00			
Total:							\$0.00

Sub Screen: Contractor Name 10

34	Sub-Recipient Organization (Contractor)*	Mission Ambulance Inc.-364354605		
35	Contract Number*	8040		
36	Contract Type*	Purchase Order		
37	Contract Amount*	\$131,725.12		
38	Contract Date *	08/13/2020		
39	Period of Performance Start Date *	08/13/2020		
40	Period of Performance End Date *	09/30/2020		
41	Primary Place of Performance Address Line 1 *	1055 E 3rd St		
42	Primary Place of Performance Address Line 2			
43	Primary Place of Performance Address Line 3			
44	Primary Place of Performance City Name *	Corona		
45	Primary Place of Performance State Code *	CA		
46	Primary Place of Performance Zip+4 *	92879-1606		Verified
47	Primary Place of Performance Country Name *	United States		
48	Primary Place of Performance Country Code *	USA		
49	Primary Place of Performance Congressional District *	42		
50	Contract Description *	Transport patients from skilled nursing facilities.		

Obligations

	51 A	51 B	51 C	51 D	51 E
	Project*	Current Quarter Obligation*	Cumulative Obligation*	Current Quarter Expenditure	Cumulative Expenditure
Line 1	31661 - Nursing Home Assistance	\$0.00	\$131,725.12	\$0.00	\$131,725.12
Total		\$0.00	\$131,725.12	\$0.00	\$131,725.12

Previous Expenditures (All previous quarters)

	52 A	52 B		52 C	52 D	52 E
	Project*	Expenditure Date Range*		Cost or Expenditure Amount*	Cost or Expenditure Category*	Category Description
Line 1	31661 - Nursing Home Assistance	08/13/2020	09/30/2020	\$131,725.12	Nursing Home Assistance	
Total:						\$131,725.12

Current Quarter Expenditures

	53 A	53 B		53 C	53 D	53 E	
	Project*	Expenditure Date Range*		Cost or Expenditure Amount*	Cost or Expenditure Category*	Category Description	Delete
Line 1				\$0.00			
Total:							\$0.00

Sub Screen: Sub-Recipient 10

20	DUNS Available*	<input type="radio"/> Yes <input checked="" type="radio"/> No	
21	DUNS #*		
22	Identification Number	364354605	
23	Legal Name*	Mission Ambulance Inc.	
24	Address Line 1*	1055 E 3rd St	
25	Address Line 2		
26	Address Line 3		
27	City Name*	Corona	
28	State Code*	CA	
29	Zip+4*	92879-1606	Verified
30	Country Name*	United States	
31	Country Code*	USA	
32	Congressional District*	42	
33	Organization Type*		
		<input type="checkbox"/> State Government	
		<input type="checkbox"/> County Government	
		<input type="checkbox"/> City or Township Government	
		<input type="checkbox"/> Special District Government	
		<input type="checkbox"/> Independent School District	
		<input type="checkbox"/> Public/State Controlled Institution of Higher Education	
		<input type="checkbox"/> Indian/Native American Tribal Government (Federally Recognized)	
		<input type="checkbox"/> Indian/Native American Tribal Designated Organization	
		<input type="checkbox"/> Public/Indian Housing Authority	
		<input type="checkbox"/> Nonprofit with 501C3 IRS Status (Other than an Institution of Higher Education)	
		<input type="checkbox"/> Nonprofit without 501C3 IRS Status (Other than an Institution of Higher Education)	
		<input type="checkbox"/> Private Institution of Higher Education	
		<input checked="" type="checkbox"/> For-Profit Organization (Other than Small Business)	
		<input type="checkbox"/> Small Business	
		<input type="checkbox"/> Hispanic-serving Institution	
		<input type="checkbox"/> Historically Black College or University (HBCU)	
		<input type="checkbox"/> Tribally Controlled College or University (TCCU)	
		<input type="checkbox"/> Alaska Native and Native Hawaiian Serving Institutions	
		<input type="checkbox"/> Non-domestic (non-U.S.) Entity	
		<input type="checkbox"/> Other	

Sub Screen: Contractor Name 11

34	Sub-Recipient Organization (Contractor)*	American Medical Response-752474011		
35	Contract Number*	1485		
36	Contract Type*	Purchase Order		
37	Contract Amount*	\$199,314.74		
38	Contract Date *	03/01/2020		
39	Period of Performance Start Date *	03/01/2020		
40	Period of Performance End Date *	12/30/2020		
41	Primary Place of Performance Address Line 1 *	PO BOX 100693		
42	Primary Place of Performance Address Line 2	Riverside County EOC		
43	Primary Place of Performance Address Line 3	4080 Lemon St., Riverside CA 92501		
44	Primary Place of Performance City Name *	Pasadena		
45	Primary Place of Performance State Code *	CA		
46	Primary Place of Performance Zip+4 *	91189-0003		Verified
47	Primary Place of Performance Country Name *	United States		
48	Primary Place of Performance Country Code *	USA		
49	Primary Place of Performance Congressional District *	29		
50	Contract Description *	Filled Medical Unit in the EOC, transported patients and provide training for nurses responding to skilled nursing facilities. ALS, BLS supervision.		

Obligations

	51 A	51 B	51 C	51 D	51 E
	Project*	Current Quarter Obligation*	Cumulative Obligation*	Current Quarter Expenditure	Cumulative Expenditure
Line 1	31653 - Public Health Expenses	\$0.00	\$199,314.74	\$0.00	\$199,314.74
Total		\$0.00	\$199,314.74	\$0.00	\$199,314.74

Previous Expenditures (All previous quarters)

	52 A	52 B		52 C	52 D	52 E
	Project*	Expenditure Date Range*		Cost or Expenditure Amount*	Cost or Expenditure Category*	Category Description
Line 1	31653 - Public Health Expenses	03/01/2020	09/30/2020	\$199,314.74	Public Health Expenses	
Total:						\$199,314.74

Current Quarter Expenditures

	53 A	53 B		53 C	53 D	53 E	
	Project*	Expenditure Date Range*		Cost or Expenditure Amount*	Cost or Expenditure Category*	Category Description	Delete
Line 1				\$0.00			
Total:							\$0.00

Sub Screen: Sub-Recipient 11

20	DUNS Available*	<input type="radio"/> Yes <input checked="" type="radio"/> No	
21	DUNS #*		
22	Identification Number	752474011	
23	Legal Name*	American Medical Response	
24	Address Line 1*	PO BOX 100693	
25	Address Line 2		
26	Address Line 3		
27	City Name*	Pasadena	
28	State Code*	CA	
29	Zip+4*	91189-0003	Verified
30	Country Name*	United States	
31	Country Code*	USA	
32	Congressional District*	29	
33	Organization Type*		
		<input type="checkbox"/> State Government	
		<input type="checkbox"/> County Government	
		<input type="checkbox"/> City or Township Government	
		<input type="checkbox"/> Special District Government	
		<input type="checkbox"/> Independent School District	
		<input type="checkbox"/> Public/State Controlled Institution of Higher Education	
		<input type="checkbox"/> Indian/Native American Tribal Government (Federally Recognized)	
		<input type="checkbox"/> Indian/Native American Tribal Designated Organization	
		<input type="checkbox"/> Public/Indian Housing Authority	
		<input type="checkbox"/> Nonprofit with 501C3 IRS Status (Other than an Institution of Higher Education)	
		<input type="checkbox"/> Nonprofit without 501C3 IRS Status (Other than an Institution of Higher Education)	
		<input type="checkbox"/> Private Institution of Higher Education	
		<input checked="" type="checkbox"/> For-Profit Organization (Other than Small Business)	
		<input type="checkbox"/> Small Business	
		<input type="checkbox"/> Hispanic-serving Institution	
		<input type="checkbox"/> Historically Black College or University (HBCU)	
		<input type="checkbox"/> Tribally Controlled College or University (TCCU)	
		<input type="checkbox"/> Alaska Native and Native Hawaiian Serving Institutions	
		<input type="checkbox"/> Non-domestic (non-U.S.) Entity	
		<input type="checkbox"/> Other	

Sub Screen: Contractor Name 12

34	Sub-Recipient Organization (Contractor)*	Kola-FM Radio-330305498		
35	Contract Number*	EMARC-0000001306		
36	Contract Type*	Blanket Purchase Agreement		
37	Contract Amount*	\$75,000.00		
38	Contract Date *	06/25/2020		
39	Period of Performance Start Date *	06/25/2020		
40	Period of Performance End Date *	12/30/2020		
41	Primary Place of Performance Address Line 1 *	1940 Orange Tree Ln		
42	Primary Place of Performance Address Line 2			
43	Primary Place of Performance Address Line 3			
44	Primary Place of Performance City Name *	Redlands		
45	Primary Place of Performance State Code *	CA		
46	Primary Place of Performance Zip+4 *	92374-2809		Verified
47	Primary Place of Performance Country Name *	United States		
48	Primary Place of Performance Country Code *	USA		
49	Primary Place of Performance Congressional District *	31		
50	Contract Description *	Public service announcements		

Obligations

	51 A	51 B	51 C	51 D	51 E
	Project*	Current Quarter Obligation*	Cumulative Obligation*	Current Quarter Expenditure	Cumulative Expenditure
Line 1	31655 - All Other COVID-19 Related Expenditures	\$75,000.00	\$75,000.00	\$75,000.00	\$75,000.00
Total		\$75,000.00	\$75,000.00	\$75,000.00	\$75,000.00

Previous Expenditures (All previous quarters)

	52 A	52 B	52 C	52 D	52 E
	Project*	Expenditure Date Range*	Cost or Expenditure Amount*	Cost or Expenditure Category*	Category Description
Line 1			\$0.00		
Total:					\$0.00

Current Quarter Expenditures

	53 A	53 B	53 C	53 D	53 E	
	Project*	Expenditure Date Range*	Cost or Expenditure Amount*	Cost or Expenditure Category*	Category Description	Delete
Line 1	31655 - All Other COVID-19 Related Expenditures	07/01/2020 12/30/2020	\$75,000.00	Public Health Expenses		
Total:						\$75,000.00

Sub Screen: Sub-Recipient 12

20	DUNS Available*	<input type="radio"/> Yes <input checked="" type="radio"/> No	
21	DUNS #*		
22	Identification Number	952642747	
23	Legal Name*	Reach Out West End	
24	Address Line 1*	1126 W Foothill Blvd	
25	Address Line 2	Ste. 250	
26	Address Line 3		
27	City Name*	Upland	
28	State Code*	CA	
29	Zip+4*	91786-3768	Verified
30	Country Name*	United States	
31	Country Code*	USA	
32	Congressional District*		31
33	Organization Type*		
		<input type="checkbox"/> State Government	
		<input type="checkbox"/> County Government	
		<input type="checkbox"/> City or Township Government	
		<input type="checkbox"/> Special District Government	
		<input type="checkbox"/> Independent School District	
		<input type="checkbox"/> Public/State Controlled Institution of Higher Education	
		<input type="checkbox"/> Indian/Native American Tribal Government (Federally Recognized)	
		<input type="checkbox"/> Indian/Native American Tribal Designated Organization	
		<input type="checkbox"/> Public/Indian Housing Authority	
		<input checked="" type="checkbox"/> Nonprofit with 501C3 IRS Status (Other than an Institution of Higher Education)	
		<input type="checkbox"/> Nonprofit without 501C3 IRS Status (Other than an Institution of Higher Education)	
		<input type="checkbox"/> Private Institution of Higher Education	
		<input type="checkbox"/> For-Profit Organization (Other than Small Business)	
		<input type="checkbox"/> Small Business	
		<input type="checkbox"/> Hispanic-serving Institution	
		<input type="checkbox"/> Historically Black College or University (HBCU)	
		<input type="checkbox"/> Tribally Controlled College or University (TCCU)	
		<input type="checkbox"/> Alaska Native and Native Hawaiian Serving Institutions	
		<input type="checkbox"/> Non-domestic (non-U.S.) Entity	
		<input type="checkbox"/> Other	

Sub Screen: Contractor Name 13

34	Sub-Recipient Organization (Contractor)*		Zencity Technologies US, Inc.-82547182	
35	Contract Number*		R0050761	
36	Contract Type*		Purchase Order	
37	Contract Amount*		\$122,666.68	
38	Contract Date *		10/01/2020	
39	Period of Performance Start Date *		10/01/2020	
40	Period of Performance End Date *		12/30/2020	
41	Primary Place of Performance Address Line 1 *		5505 N Cumberland Ave	
42	Primary Place of Performance Address Line 2		Ste. 307	
43	Primary Place of Performance Address Line 3			
44	Primary Place of Performance City Name *		Chicago	
45	Primary Place of Performance State Code *		IL	
46	Primary Place of Performance Zip+4 *		60656-4758	Verified
47	Primary Place of Performance Country Name *		United States	
48	Primary Place of Performance Country Code *		USA	
49	Primary Place of Performance Congressional District *		5	
50	Contract Description *		Data tracker for contact tracing and vaccine/testing kit tracking.	

Obligations

	51 A	51 B	51 C	51 D	51 E
	Project*	Current Quarter Obligation*	Cumulative Obligation*	Current Quarter Expenditure	Cumulative Expenditure
Line 1	31653 - Public Health Expenses	\$122,666.68	\$122,666.68	\$122,666.68	\$122,666.68
Total		\$122,666.68	\$122,666.68	\$122,666.68	\$122,666.68

Previous Expenditures (All previous quarters)

	52 A	52 B	52 C	52 D	52 E
	Project*	Expenditure Date Range*	Cost or Expenditure Amount*	Cost or Expenditure Category*	Category Description
Line 1			\$0.00		
Total:					\$0.00

Current Quarter Expenditures

	53 A	53 B		53 C	53 D	53 E	
	Project*	Expenditure Date Range*		Cost or Expenditure Amount*	Cost or Expenditure Category*	Category Description	Delete
Line 1	31653 - Public Health Expenses	10/01/2020	12/30/2020	\$122,666.68	Public Health Expenses		
Total:							\$122,666.68

Sub Screen: Sub-Recipient 13

20	DUNS Available*	<input type="radio"/> Yes <input checked="" type="radio"/> No	
21	DUNS #*		
22	Identification Number	330305498	
23	Legal Name*	Kola-FM Radio	
24	Address Line 1*	1940 Orange Tree Ln	
25	Address Line 2	Suite 200	
26	Address Line 3		
27	City Name*	Redlands	
28	State Code*	CA	
29	Zip+4*	92374-2809	Verified
30	Country Name*	United States	
31	Country Code*	USA	
32	Congressional District*		31
33	Organization Type*	<input type="checkbox"/> State Government <input type="checkbox"/> County Government <input type="checkbox"/> City or Township Government <input type="checkbox"/> Special District Government <input type="checkbox"/> Independent School District <input type="checkbox"/> Public/State Controlled Institution of Higher Education <input type="checkbox"/> Indian/Native American Tribal Government (Federally Recognized) <input type="checkbox"/> Indian/Native American Tribal Designated Organization <input type="checkbox"/> Public/Indian Housing Authority <input type="checkbox"/> Nonprofit with 501C3 IRS Status (Other than an Institution of Higher Education) <input type="checkbox"/> Nonprofit without 501C3 IRS Status (Other than an Institution of Higher Education) <input type="checkbox"/> Private Institution of Higher Education <input type="checkbox"/> For-Profit Organization (Other than Small Business) <input type="checkbox"/> Small Business <input type="checkbox"/> Hispanic-serving Institution <input type="checkbox"/> Historically Black College or University (HBCU) <input type="checkbox"/> Tribally Controlled College or University (TCCU) <input type="checkbox"/> Alaska Native and Native Hawaiian Serving Institutions <input type="checkbox"/> Non-domestic (non-U.S.) Entity <input checked="" type="checkbox"/> Other	

Sub Screen: Contractor Name 14

34	Sub-Recipient Organization (Contractor)*	Gulf California Broadcasting Company-880201138		
35	Contract Number*	R0052612		
36	Contract Type*	Blanket Purchase Agreement		
37	Contract Amount*	\$5,104,134.91		
38	Contract Date *	10/01/2020		
39	Period of Performance Start Date *	10/01/2020		
40	Period of Performance End Date *	12/30/2020		
41	Primary Place of Performance Address Line 1 *	42650 Melanie Pl		
42	Primary Place of Performance Address Line 2			
43	Primary Place of Performance Address Line 3			
44	Primary Place of Performance City Name *	Palm Desert		
45	Primary Place of Performance State Code *	CA		
46	Primary Place of Performance Zip+4 *	92211-5170		Verified
47	Primary Place of Performance Country Name *	United States		
48	Primary Place of Performance Country Code *	USA		
49	Primary Place of Performance Congressional District *	36		
50	Contract Description *	Public service announcements related to COVID-19		

Obligations

	51 A	51 B	51 C	51 D	51 E
	Project*	Current Quarter Obligation*	Cumulative Obligation*	Current Quarter Expenditure	Cumulative Expenditure
Line 1	31653 - Public Health Expenses	\$5,104,134.91	\$5,104,134.91	\$5,104,134.91	\$5,104,134.91
Total		\$5,104,134.91	\$5,104,134.91	\$5,104,134.91	\$5,104,134.91

Previous Expenditures (All previous quarters)

	52 A	52 B	52 C	52 D	52 E
	Project*	Expenditure Date Range*	Cost or Expenditure Amount*	Cost or Expenditure Category*	Category Description
Line 1			\$0.00		
Total:					\$0.00

Current Quarter Expenditures

	53 A	53 B	53 C	53 D	53 E	
	Project*	Expenditure Date Range*	Cost or Expenditure Amount*	Cost or Expenditure Category*	Category Description	Delete
Line 1	31653 - Public Health Expenses	10/01/2020 12/30/2020	\$5,104,134.91	Public Health Expenses		
Total:					\$5,104,134.91	

Sub Screen: Sub-Recipient 14

20	DUNS Available*	<input type="radio"/> Yes <input checked="" type="radio"/> No	
21	DUNS #*		
22	Identification Number	82547182	
23	Legal Name*	Zencity Technologies US, Inc.	
24	Address Line 1*	1313 N Market St	
25	Address Line 2	Ste. 5100	
26	Address Line 3		
27	City Name*	Wilmington	
28	State Code*	DE	
29	Zip+4*	19801-6101	Verified
30	Country Name*	United States	
31	Country Code*	USA	
32	Congressional District*	0	
33	Organization Type*		
		<input type="checkbox"/> State Government	
		<input type="checkbox"/> County Government	
		<input type="checkbox"/> City or Township Government	
		<input type="checkbox"/> Special District Government	
		<input type="checkbox"/> Independent School District	
		<input type="checkbox"/> Public/State Controlled Institution of Higher Education	
		<input type="checkbox"/> Indian/Native American Tribal Government (Federally Recognized)	
		<input type="checkbox"/> Indian/Native American Tribal Designated Organization	
		<input type="checkbox"/> Public/Indian Housing Authority	
		<input type="checkbox"/> Nonprofit with 501C3 IRS Status (Other than an Institution of Higher Education)	
		<input type="checkbox"/> Nonprofit without 501C3 IRS Status (Other than an Institution of Higher Education)	
		<input type="checkbox"/> Private Institution of Higher Education	
		<input type="checkbox"/> For-Profit Organization (Other than Small Business)	
		<input checked="" type="checkbox"/> Small Business	
		<input type="checkbox"/> Hispanic-serving Institution	
		<input type="checkbox"/> Historically Black College or University (HBCU)	
		<input type="checkbox"/> Tribally Controlled College or University (TCCU)	
		<input type="checkbox"/> Alaska Native and Native Hawaiian Serving Institutions	
		<input type="checkbox"/> Non-domestic (non-U.S.) Entity	
		<input type="checkbox"/> Other	

Sub Screen: Sub-Recipient 15

20	DUNS Available*	<input checked="" type="radio"/> Yes <input checked="" type="radio"/> No	
21	DUNS #*		
22	Identification Number	880201138	
23	Legal Name*	Gulf California Broadcasting Company	
24	Address Line 1*	42650 Melanic Pl	
25	Address Line 2		
26	Address Line 3		
27	City Name*	Palm Dcsert	
28	State Code*	CA	
29	Zip+4*	92211-5170	Verified
30	Country Name*	United States	
31	Country Code*	USA	
32	Congressional District*	36	
33	Organization Type*		
		<input type="checkbox"/> State Government	
		<input type="checkbox"/> County Government	
		<input type="checkbox"/> City or Township Government	
		<input type="checkbox"/> Special District Government	
		<input type="checkbox"/> Independent School District	
		<input type="checkbox"/> Public/State Controlled Institution of Higher Education	
		<input type="checkbox"/> Indian/Native American Tribal Government (Federally Recognized)	
		<input type="checkbox"/> Indian/Native American Tribal Designated Organization	
		<input type="checkbox"/> Public/Indian Housing Authority	
		<input type="checkbox"/> Nonprofit with 501C3 IRS Status (Other than an Institution of Higher Education)	
		<input type="checkbox"/> Nonprofit without 501C3 IRS Status (Other than an Institution of Higher Education)	
		<input type="checkbox"/> Private Institution of Higher Education	
		<input type="checkbox"/> For-Profit Organization (Other than Small Business)	
		<input type="checkbox"/> Small Business	
		<input type="checkbox"/> Hispanic-serving Institution	
		<input type="checkbox"/> Historically Black College or University (HBCU)	
		<input type="checkbox"/> Tribally Controlled College or University (TCCU)	
		<input type="checkbox"/> Alaska Native and Native Hawaiian Serving Institutions	
		<input type="checkbox"/> Non-domestic (non-U.S.) Entity	
		<input checked="" type="checkbox"/> Other	

Attachment C



Business Assistance Grant Report

COUNTY OF RIVERSIDE



COVID-19
BUSINESS ASSISTANCE
GRANT PROGRAM

SUMMARY REPORT

JANUARY 25, 2021

FINAL REPORT





COVID-19 Business Assistance Grant Program Final Summary

On June 2, 2020 the Board of Supervisors approved \$45 million in Coronavirus Aid, Relief, and Economic Security Act (CARES) grant funding to aid small businesses enduring hardships due to the coronavirus pandemic. The COVID-19 Business Assistance Grant Program was available to small businesses in cities and unincorporated areas within Riverside County. On October 6, 2020 the Board of Supervisors authorized the use of an additional \$5 million in CARES Act funding for the grant program for a total of \$50 million.

The program provided five thousand (5,000) individual businesses affected by closures and interruptions in response to COVID-19 with a \$10,000 grant. Many of the smaller businesses and sole proprietorships in the county were unable to obtain loan funding through the SBA Paycheck Protection Program. The COVID-19 Business Assistance Grant Program was designed to provide direct assistance in an efficient and accessible manner. In partnership with the non-profit organization, Main Street Launch, the program consisted of an online application form with loadable documentation, review and verification, and the convenience of direct deposit to grantees. This program afforded struggling businesses the ability to maintain service levels, retain employees, and address new health and safety practices required to continue operations.

The COVID-19 Business Assistance Grant Program has concluded with three rounds of applications and funding.

Rounds	Date Opened	Date Closed
I	June 3 rd	June 19 th
II	June 29 th	August 31 st
III	September 16 th	October 30 th → Extended through November 13 th

Eligibility requirements consistent in all three rounds are as follows: Private for-profit businesses; business must have experienced a financial hardship as a result of COVID-19; businesses with less than 50 employees; and operating for a minimum of one-year as of March 1, 2020. Round II expanded eligibility included: Sole Proprietors that did not have employees; and businesses that received the SBA Economic Injury Disaster Loan (EIDL) or advance. Round III granted additional expanded eligibility, allowing Paycheck Protection Program recipients (\$75,000 or less).

The COVID-19 Business Assistance Grant Program gained public exposure through media outlets, multiple social media platforms, webinars, and partnerships with cities, chambers and members of the Economic Recovery Task Force. Flyers were distributed door-to-door to business communities throughout the county along with direct contact through email and phone calls.

COVID-19 Business Assistance Grant recipients throughout the county, collectively through the program's entirety.


BUSINESS ASSISTANCE GRANT PROGRAM NUMBER OF GRANTS - THROUGH 12/30/20

BY DISTRICT




The size of small businesses assisted by funding through the COVID-19 Business Assistance Grant program, Countywide and by Supervisorial District.

SIZE OF BUSINESS BY NUMBER OF EMPLOYEES 5,000 BUSINESSES COUNTYWIDE




SIZE OF BUSINESS BY NUMBER OF EMPLOYEES

1ST DISTRICT - 1,027 BUSINESSES




SIZE OF BUSINESS BY NUMBER OF EMPLOYEES

2ND DISTRICT - 1,030 BUSINESSES




SIZE OF BUSINESS BY NUMBER OF EMPLOYEES

3RD DISTRICT - 1,028 BUSINESSES




SIZE OF BUSINESS BY NUMBER OF EMPLOYEES

4TH DISTRICT - 1,029 BUSINESSES



SIZE OF BUSINESS BY NUMBER OF EMPLOYEES

5TH DISTRICT - 886 BUSINESSES



Number of employees (jobs) positively supported by funding through the COVID-19 Business Assistance Grant program, Countywide and by Supervisorial District.

BUSINESS ASSISTANCE GRANT PROGRAM

NUMBER OF EMPLOYEES/JOBS SUPPORTED

BY DISTRICT - 16,173 TOTAL



COVID-19 Business Assistance Grant funding through December 30, 2020 tabled below by industry sector, Countywide and for each Supervisorial District:

GRANTS FUNDED BY SECTOR - COUNTYWIDE

SECTOR	# OF BUSINESSES	%
Adult Care	24	0%
Agriculture	19	0%
Automotive	175	4%
Child Care Center	36	1%
Child Care Home	186	4%
Construction	363	7%
Education/Training	73	1%
Entertainment	24	0%
Equipment Rental	2	0%
Event Planning	70	1%
Fitness/Gym	158	3%
Florist/Landscaping	2	0%
Food Retail/Restaurant	474	9%
Lodging	29	1%
Logistics	95	2%
Manufacturing	113	2%
Medical	173	3%
Professional Service	1105	22%
Publishing	11	0%
Real Estate	175	4%
Retail	631	13%
Salon	716	14%
Service	307	6%
Transport	5	0%
Travel	17	0%
Wholesale Trade	16	0%
Other/Unknown	1	0%
Total	5000	100%

GRANTS FUNDED BY SECTOR - DISTRICT 1

SECTOR	# OF BUSINESSES	%
Adult Care	8	1%
Agriculture	1	0%
Automotive	32	3%
Child Care Center	1	0%
Child Care Home	40	4%
Construction	103	10%
Education/Training	19	2%
Entertainment	5	0%
Equipment Rental	2	0%
Event Planning	13	1%
Fitness/Gym	32	3%
Florist/Landscaping	1	0%
Food Retail/Restaurant	106	10%
Lodging	2	0%
Logistics	34	3%
Manufacturing	40	4%
Medical	33	3%
Professional Service	202	20%
Publishing	1	0%
Real Estate	39	4%
Retail	124	12%
Salon	121	12%
Service	59	6%
Travel	2	0%
Wholesale Trade	7	1%
Total	1027	100%

GRANTS FUNDED BY SECTOR – DISTRICT 2

SECTOR	# OF BUSINESSES	%
Adult Care	6	1%
Agriculture	1	0%
Automotive	43	4%
Child Care Home	31	3%
Construction	61	6%
Education/Training	12	1%
Entertainment	5	0%
Event Planning	9	1%
Fitness/Gym	30	3%
Florist/Landscaping	1	0%
Food Retail/Restaurant	88	9%
Lodging	1	0%
Logistics	17	2%
Manufacturing	27	3%
Medical	47	5%
Professional Service	266	26%
Real Estate	27	3%
Retail	116	11%
Salon	176	17%
Service	58	6%
Transportation	5	0%
Travel	1	0%
Wholesale Trade	1	0%
Other/Unknown	1	0%
Total	1030	100%

GRANTS FUNDED BY SECTOR – DISTRICT 3

SECTOR	# OF BUSINESSES	%
Adult Care	2	0%
Agriculture	7	1%
Automotive	27	3%
Child Care Center	2	0%
Child Care Home	42	4%
Construction	66	6%
Education/Training	24	2%
Entertainment	9	1%
Event Planning	25	2%
Fitness/Gym	34	3%
Food Retail/Restaurant	99	10%
Lodging	7	1%
Logistics	8	1%
Manufacturing	22	2%
Medical	38	4%
Professional Service	277	27%
Publishing	6	1%
Real Estate	31	3%
Retail	127	12%
Salon	119	12%
Service	47	5%
Travel	6	1%
Wholesale Trade	3	0%
Total	1028	100%

GRANTS FUNDED BY SECTOR - DISTRICT 4

SECTOR	# OF BUSINESSES	%
Adult Care	3	0%
Agriculture	6	1%
Automotive	35	3%
Child Care Center	1	0%
Child Care Home	51	5%
Construction	64	6%
Education Training	12	1%
Entertainment	1	0%
Event Planning	18	2%
Fitness/Gym	37	4%
Food Retail/Restaurant	92	9%
Lodging	19	2%
Logistics	8	1%
Manufacturing	12	1%
Medical	24	2%
Professional Service	210	20%
Publishing	3	0%
Real Estate	38	4%
Retail	142	14%
Salon	179	17%
Service	65	6%
Travel	6	1%
Wholesale Trade	3	0%
Total	1029	100%

GRANTS FUNDED BY SECTOR - DISTRICT 5

SECTOR	# OF BUSINESSES	%
Adult Care/Services	5	1%
Agriculture	4	0%
Automotive	38	4%
Child Care Center	1	0%
Child Care Home	53	6%
Construction	69	8%
Education/Training	6	1%
Entertainment	4	0%
Event Planning	5	1%
Fitness/Gym	25	3%
Food Retail/Restaurant	89	10%
Logistics	28	3%
Manufacturing	12	1%
Medical	31	3%
Professional Service	150	17%
Publishing	1	0%
Real Estate	40	5%
Retail	122	14%
Salon	121	14%
Service	78	9%
Travel	2	0%
Wholesale Trade	2	0%
Total	886	100%

The following data was collected reflects the grant funding recipients in each community, by Supervisorial District:

DISTRICT 1	FUNDED
Canyon Lake	50
Cleveland National Forest	10
De Luz	2
El Cerrito	3
Gavilan Hills	1
Glen Ivy Hot Springs	24
Glen Valley	4
Good Hope	4
Horsethief Canyon	11
La Cresta	4
Lake Elsinore	119
Lake Hills	29
Lake Mathews	9
Lakeland Village	12
Mead Valley	14
Meadowbrook	4
Riverside	633
Santa Rosa	4
Spanish Hills	2
Temescal Valley	14
Tenaja	1
Wildomar	39
Woodcrest	34
Total	1027

DISTRICT 2	FUNDED
Corona	412
Coronita	3
Eastvale	71
El Cerrito	15
Highgrove	5
Home Gardens	7
Jurupa Valley	76
Mira Loma	5
Norco	87
Riverside	349
Total	1030

DISTRICT 3	FUNDED
Aguanga	15
Anza	5
Diamond Valley	5
East Hemet	8
French Valley	15
Green Acres	3
Hemet	94
Homeland	1
Idyllwild	39
Mountain Center	7
Murrieta	293
Murrieta Hot Springs	13
Rancho California	46
Sage	6
San Jacinto	46
Soboba Reservation	2
Temecula	369
Unincorporated Menifee	3
Valle Vista	3
Winchester	54
Wolf Valley	1
Total	1028

DISTRICT 4	FUNDED
Bermuda Dunes	20
Blythe	16
Cabazon Reservation	1
Cathedral City	120
Chiriaco Summit	2
Coachella	55
Del Webb Sun City	2
Desert Hot Springs	31
Indian Wells	15
Indio	125
La Quinta	91
Mecca	9
North Palm Springs	1
North Shore	2
Palm Desert	243
Palm Springs	211
Pinon Pines	1
Rancho Mirage	39
Sky Valley	4
South East Desert Hot Springs	7
Thermal	10
Thousand Palms	22
Vista Santa Rosa	2
Total	1029

DISTRICT 5	FUNDED
Banning	68
Beaumont	85
Cabazon	3
Calimesa	15
Cherry Valley	16
Green Acres	2
Juniper Flats	1
Lake Perris	2
Menifee	141
Mission Lakes	5
Moreno Valley	418
Morongo Reservation	1
North Palm Springs	3
Nuevo	16
Perris	101
Romoland	4
Twin Pines	1
Whitewater	4
Total	886



Riverside County Business & Community Services
 3403 10th Street, Suite 400, Riverside, CA 92501
 (951) 955-8916 | www.rivcobizhelp.org

Attachment D



RivCo Responds Infographic

RivCo Responds

#RivCoNOW



*Numbers as of 1/19/21

RESIDENTS

Mask Giveaway

 **10 million**

Includes 4 million to nonprofits and places of

Mobile Lab

 **\$1.8 million**

Rental Relief

 **\$33 million**

Project Roomkey Emergency hotel rooms to combat homelessness

 **902** people helped
277 transitioned to permanent housing

Homeless Shelters

 **3,000** face masks
600 face shields

Great Plates Program

 **1,311,339** meals delivered to seniors

Food Access Coordination

 **662** food banks, pantries, shelter and school lunch sites

Food Banks, Pantries & Food Shelter Support

 **\$4.1 million**

Youth Community Corps

 **\$3.1 million**

Pathways to Employment Training Program

 **\$2.3 million**

Student Laptops

 **\$11 million**

Tests

 **1,939,047** tests performed

CRITICAL WORKERS

PPE to Healthcare Workers and First Responders

 **5,111,728** Pieces

Quarantine Support for Farmworkers

 **\$1.7 million**

Skilled Nursing Facility Outreach Teams

 **1,549** visits to group living facilities

Childcare for Essential

 **\$7.5 million**

Hospital Coordination

 **17** acute care hospitals

Contact Tracers

 **353** newly hired disease investigators

BUSINESS & NONPROFIT SUPPORT

Small Business Grants

 **\$46.5 million**

Nonprofit Grants

 **\$5 million**

Masks for Businesses

 **2 million**

Business Ambassador Program

 **12** ambassadors

Attachment E



State Oxygen Depot Press
Release



Bruce Barton
Director

COUNTY OF RIVERSIDE
Emergency Management Department

NEWS RELEASE

FOR IMMEDIATE RELEASE

January 7, 2021

Contact: Shane Reichardt
(951) 355-4555
Shane.Reichardt@RivCo.org
@RivCoReady

State Oxygen Depot Established in Riverside County to Assist Area Hospitals with Oxygen Needs

The State of California Emergency Medical Services Authority (EMSA), working with the Riverside County Emergency Management Department (EMD), brought much needed oxygen into the county to help meet the needs of hospitals within the region.

“Oxygen suppliers are having a difficult time meeting the high demand of area hospitals due to the COVID-19 pandemic,” said EMD Director, Bruce Barton “This isn’t limited to just one hospital. COVID patients need lots of oxygen and that’s taxing the entire healthcare system. We’ve been working with representatives from California Emergency Medical Services Authority to address the growing needs and we’re glad to report that today EMSA set up an oxygen depot, a state resource, that will supply Riverside County and surrounding counties with oxygen.”

The oxygen depot is comprised of two large oxygen generators that will fill the large tanks used by hospitals and will augment the local oxygen supply. Centrally located, Riverside County is an ideal location to provide this resource to neighboring counties.

Supported by Riverside County Facilities Management, EMSA staffing will be available 24 hours a day to fill oxygen tanks. The oxygen generator is expected to remain until suppliers are able to keep up with demands.

Attachment F



Regional COVID-19
Vaccine Supersites Press
Release



January 13, 2021

Media contacts:

Brooke Federico

bcfederico@rivco.org

(951) 743-0075 – cell

Jose Arballo Jr.

jarballojr@ruhealth.org

(951) 712-3705 – cell

Riverside County activates incident management team, plans for regional COVID-19 vaccine supersites

Riverside County officials activated its Type III All-Hazard Incident Management Team (IMT) to help coordinate the planning and implementation of a massive vaccination program for more than two million county residents.

The team will work seven days a week to secure locations and stand up large, regional Point-of-Dispensing (POD) sites that can vaccinate thousands of residents each day.

The PODs are expected to dispense thousands of vaccines each day once they are fully operational in response to the high demand for the vaccine.

“Getting the vaccine out within the community as quickly as possible is critical as we move forward,” said Board Chair Karen Spiegel, Second District Supervisor. “These large-scale PODs will ensure more vaccinations each day and more of our residents will be protected from the deadly virus.”

The county anticipates the need for multiple PODs that will be open once the locations are approved, staffed, and have COVID-19 vaccines available. The location of the county POD sites are in development, and will be announced as they are finalized.

Currently only those listed in Phase 1A, all tiers, are available to get the vaccine. To view a list of who is eligible to receive a vaccine, visit www.ruhealth.org.

The IMT began planning on Jan. 7 and was activated on Jan. 12. The team is comprised of representatives from Riverside University Health System - Public Health, Riverside County Executive Office, Riverside County Emergency Management Department, Cal Fire/Riverside County Fire Department, Morongo Fire Department and Corona Fire Department.

#

Attachment G



COVID-19 Vaccine Clinics
Press Release



January 15, 2021

Media Contacts:

Jose Arballo Jr

RUHS-Public Health

(951) 712-3705 – cell

jarballojr@ruhealth.org

Brooke Federico

County of Riverside

(951) 743-0075 – cell

bcfederico@rivco.org

Public contact: 2-1-1

Riverside County health officials have scheduled more COVID-19 vaccine clinics throughout region

Participants must register and have an appointment to get vaccinated

Registration is now open for several COVID-19 vaccine clinics planned for those in Phase 1A (all tiers), and 1B (tier 1), which includes individuals 65 and older.

There will be more than 11,000 additional appointments available across all RUHS-Public Health clinics from Jan. 19 – Jan. 22. Appointments are available on a first-come, first-serve basis within the current tiers. More appointments will be available as additional vaccine is received.

“We continue to expand our county vaccine clinics, so that more people can get the vaccine and be protected from the virus,” said Board Chair Karen Spiegel, Second District Supervisor. “Our residents want this vaccine as quickly as possible and these clinics will help get it out to the community.”

The clinics will provide vaccines free of charge, however those who show up must register prior to arrival, have an appointment, and show proof of eligibility (badge, business identification, letter of proof from employer). Medical insurance information will be requested.

Those 65 and older must have proof of age, such as a driver’s license. Seniors who need help registering can call 2-1-1.

To see the description of the various tiers and to sign up for an appointment, visit

www.ruhealth.org/covid-19-vaccine.

There are more than 175 COVID-19 vaccine providers in Riverside County. Residents should also check with their primary care physician, urgent care and pharmacy to see if they have vaccine available.

The following locations will have vaccine clinics starting Tuesday, Jan. 19 through Friday, Jan. 22. Hours of operation 8:30 a.m. until 4:30 p.m.

Corona High School
1150 W. 10th Street
Corona, CA, 92882

Heritage High School
26001 Briggs Road
Menifee, CA, 92585

San Geronio Middle School
1591 Cherry Avenue
Beaumont, CA, 92223

Indio Fairgrounds (Fullenwider Auditorium)
46350 Arabia Street
Indio, CA. 92201

#

Attachment H



CARES Expenses and Projections

Funding Allocations	A	B BOS Approval Date & Item Number	C Allocations for Board Approved Programs	D FY19/20 Actual Cost Incurred	E Cost Incurred 7/1-9/20	F Cost Incurred 10/1-11/20	G Projections 12/1-12/31	H Total	I \$56,205,000 - CODE: EOSTATE	J \$431,226,091 - CODE: EOCARES	K FEMA 75%	L CDA 18.75%
1	Riverside County Government Response & Preparation											
2	All County Departments (COVID-19 Labor & Expenses)		\$ 312,619,226	\$ 72,237,642	\$ 119,519,220	\$ 66,582,386	\$ 64,400,750	\$ 324,699,291				
3	EOC (Vacc, Case, Sheltering, Great Places, etc.)		\$	\$ 11,230,033	\$ 11,761,567	\$ 11,703,228	\$ 11,493,287	\$ 54,188,105		\$ 54,188,105		
4	RUIIS (Medical Centers & EOCES)		\$	\$ 6,829,796	\$ 49,014,102	\$ 17,616,362	\$ 10,394,166	\$ 83,854,426		\$ 58,618,072	\$ 21,271,615	\$ 3,964,740
5	Public Health		\$	\$ 36,399,877	\$ 27,385,446	\$ 9,352,786	\$ 7,674,586	\$ 80,804,395		\$ 71,804,395	\$ 9,000,000	
6	Daycare for Essential Workers		\$	\$ 8,587,231	\$ 24,601,390	\$ 11,203,846	\$ 6,082,000	\$ 51,474,467		\$ 37,853,000	\$ 13,621,467	
7	Capital Projects		\$	\$ 3,199,615	\$ 5,672,748	\$ 4,361,595	\$ 2,039,795	\$ 7,485,157		\$ 7,485,157		
8	RUIIS - Medical Center - Rapid Care Clinic	6/30/20 M.O. 3.54	\$	\$ 21,944	\$ 3,212	\$ 3,537,661	\$ 1,346,315	\$ 46,892,741		\$ 46,892,741		
9	RUIIS - Medical Center - Atellica Lab Analyzer Replacement	12/08/20 M.O. 3.5	\$	\$ 1,712,021	\$	\$	\$	\$		\$		
10	RUIIS - Medical Center - Emergency Department Negative Pressure	10/27/20 M.O. 3.9	\$	\$	\$ 861,860	\$	\$ 180,422	\$ 5,629,179		\$		
11	RUIIS - Modular Sling Stair-Office Purchase	8/25/20 M.O. 3.29	\$	\$	\$	\$	\$	\$		\$		
12	RUIIS - Medical Center Emergency Operations Center Conversion	12/08/20 M.O. 3.6	\$	\$	\$ 470	\$ 1,802	\$ 369,572	\$		\$		
13	RUIIS - Behavioral Health - Emergency Housing Conversion	10/29/20 M.O. 3.10	\$	\$ 1,465,650	\$ 85,068	\$ 51,003	\$ 1,166,783	\$		\$		
14	RUIIS - Public Health Administration Building COVID-19 Emergency Security Improvements	11/17/20 M.O. 3.12	\$	\$	\$ 13,580	\$ 479,523	\$	\$		\$		
15	Emergency Management Operations Center (EOC)	8/25/20 M.O. 3.75	\$	\$	\$ 5,417,607	\$ 5,899,035	\$ 8,883,358	\$		\$		
16	Detriot Attorney - Training Modifications	8/25/20 M.O. 3.74	\$	\$	\$ 2,959,183	\$ 3,888,255	\$	\$		\$		
17	Business & Community Services (Indio Fairgrounds)	11/03/20 M.O. 3.15	\$	\$	\$ 35,611	\$ 2,544,249	\$	\$		\$		
18	Federal Medical Station S, Testing Site - Sheriff's Criminal Justice Building Air Handling & Duct Cleaning	10/29/20 M.O. 3.12	\$	\$ 11,350,000	\$ 30,790,000	\$	\$ 11,635,000	\$ 53,675,000		\$		
19	Business & Community Services		\$ 53,675,000	\$ 11,350,000	\$ 30,790,000	\$	\$ 4,435,000	\$ 46,275,000		\$ 46,275,000		
20	Business Assistance Program	6/02/20 M.O. 3.24	\$ 46,575,000	\$ 11,350,000	\$ 30,790,000	\$	\$	\$ 1,500,000		\$ 1,500,000		
21	Tourism Recovery Campaign	10/06/20 M.O. 3.25	\$ 1,500,000	\$	\$	\$	\$	\$ 425,000		\$ 425,000		
22	Business Ambassadors Program	10/06/20 M.O. 3.25	\$ 425,000	\$	\$	\$	\$	\$ 1,500,000		\$ 1,500,000		
23	Small Business Grant Program	10/06/20 M.O. 3.25	\$ 1,500,000	\$	\$	\$	\$	\$ 3,675,000		\$ 3,675,000		
24	Small Business Assistance Grant Program	10/06/20 M.O. 3.25	\$ 3,675,000	\$	\$	\$	\$	\$ 18,220,000		\$ 18,220,000		
25	Housing, Homelessness Prevention and Workforce Solutions		\$ 56,000,000	\$ 1,800,000	\$ 18,000,000	\$ 5,000,000	\$ 10,200,000	\$ 30,000,000		\$		
26	Rental Assistance	6/02/20 M.O. 3.27	\$ 35,000,000	\$ 1,800,000	\$ 13,000,000	\$ 5,000,000	\$	\$ 5,000,000		\$		
27	Non-profit	6/02/20 M.O. 3.24	\$ 5,000,000	\$	\$ 5,000,000	\$	\$	\$ 2,795,000		\$ 2,795,000		
28	Youth Community Corp	08/14/20 M.O. 3.4 & 9/29/20 M.O. 3.14	\$ 4,000,000	\$	\$	\$ 2,795,000	\$ 3,000,000	\$ 10,000,000		\$ 10,000,000		
29	RCCO Distance Learning	8/4/2020 M.O. 3.49	\$ 10,000,000	\$	\$	\$ 7,000,000	\$ 3,000,000	\$ 2,649,000		\$ 2,649,000		
30	Pathways to Employment	8/25/20 M.O. 3.72	\$ 4,000,000	\$	\$	\$ 2,649,000	\$	\$ 1,750,000		\$ 1,750,000		
31	Harvest for Farmers	8/25/20 M.O. 3.73	\$ 1,750,000	\$	\$ 620,000	\$ 1,130,000	\$	\$ 156,000		\$ 156,000		
32	Di. for Private Schools	8/25/20 M.O. 3.37	\$ 250,000	\$	\$	\$ 156,000	\$	\$ 1,000,000		\$ 1,000,000		
33	Di. for Public Schools	9/25/20 M.O. 3.31	\$ 1,000,000	\$	\$	\$	\$ 1,000,000	\$ 22,723,323		\$ 22,723,323		
34	Regional Hospital Care Response		\$ 21,000,000	\$ 12,111,739	\$ 10,611,584	\$	\$	\$ 27,123,360		\$		
35	Compassionate Care Facilities		\$ 34,900,000	\$ 1,546,099	\$ 16,410,197	\$ 7,952,099	\$ 1,302,974	\$ 481,660,974		\$ 481,660,974		
36	Total		\$ 487,294,226	\$ 99,047,371	\$ 195,331,001	\$ 94,710,378	\$ 92,572,224	\$ 56,203,000	\$ 391,221,620		\$ 391,221,620	
37	Total Expenses Incurred, Committed & Projected		\$ 481,660,974	\$	\$	\$	\$	\$		\$		
38	FEMA/CDA 18.75% Funding (Great Places)		\$	\$ 34,236,354	\$	\$	\$	\$		\$ 34,236,354		
39	Total CARES Funding		\$	\$ 487,429,091	\$	\$	\$	\$		\$ 487,429,091		
40	Available CARES Funding		\$	\$ 40,004,471	\$	\$	\$	\$		\$ 40,004,471		