

**SUBMITTAL TO THE BOARD OF SUPERVISORS
COUNTY OF RIVERSIDE, STATE OF CALIFORNIA**



ITEM: 3.32
(ID # 18389)

MEETING DATE:
Tuesday, March 01, 2022

FROM : RUHS-PUBLIC HEALTH:

SUBJECT: RIVERSIDE UNIVERSITY HEALTH SYSTEM – PUBLIC HEALTH: Ratify and Approve Amendment No. 3 to the Standard Agreement #19-10176 with the California Department of Public Health for the Supplemental Nutrition Program for Women, Infants, and Children (WIC) for the period of October 1, 2019 through September 30, 2022, All Districts. [\$689,112 – 100% Federal funds] [4/5, Budget Adjustment]

RECOMMENDED MOTION: That the Board of Supervisors:

1. Approval of Amendment No. 3 to the Standard Agreement #19-10176 with the California Department of Public Health for the Supplemental Nutrition Program for Women, Infants, and Children (WIC) for an increase of \$689,112 for a total contract amount of \$53,731,749 for the period of October 1, 2019 through September 30, 2022; and
2. Authorize the Chairperson of the Board to execute the Standard Agreement Amendment No. 3 on behalf of the County; and
3. Approve and direct the Auditor Controller to make the budget adjustment shown in Schedule A; and
4. Authorize the Director of Public Health or designee, as approved as to form by County Counsel, to: sign amendments that exercise the options of the agreement including modifications of the statement of work that stay within the intent of the Agreement; and sign amendments to the compensation provisions that do not exceed the sum total of ten percent (10%) of the total annual cost of the agreement.


ACTION:4/5 Vote Required, Policy


Kim Saruwatari, Director of Public Health 2/15/2022

MINUTES OF THE BOARD OF SUPERVISORS

On motion of Supervisor Washington seconded by Supervisor Spiegel and duly carried by unanimous vote, IT WAS ORDERED that the above matter is approved as recommended.

Ayes: Jeffries, Spiegel, Washington, Perez and Hewitt
Nays: None
Absent: None
Date: March 1, 2022
xc: RUHS-PH

Kecia R. Harper
Clerk of the Board
By 
Deputy

**SUBMITTAL TO THE BOARD OF SUPERVISORS COUNTY OF RIVERSIDE,
STATE OF CALIFORNIA**

FINANCIAL DATA	Current Fiscal Year:	Next Fiscal Year:	Total Cost:	Ongoing Cost
COST	\$ 516,834	\$ 172,278	\$ 689,112	\$0
NET COUNTY COST	\$ 0	\$ 0	\$ 0	\$0
SOURCE OF FUNDS: 100% Federal Funds			Budget Adjustment: Yes	
			For Fiscal Year: 21/22 - 22/23	

C.E.O. RECOMMENDATION: Approve

BACKGROUND:

Summary

This amendment increases the contract by \$689,112, changing the total amount to \$53,731,749. The funding increase is to better support the County's needs, and to also add funding provided by the State of California for the Books for Kids, \$423,473, reading program. Additionally, funds are being shifted in fiscal year 3 to accommodate anticipated expenses.

The California Department of Public Health is providing continued funding to the RUHS-Public Health for the Supplemental Nutrition Program for Women, Infants and Children (WIC). The WIC Program offers nutrition education, counseling, breastfeeding support and promotion, vouchers for the purchase of nutritious food, and referral to health care and other resources needed by the women, infants and children served. WIC brings high-risk individuals into the healthcare system for preventative health services, thus reducing the need for some acute care that may result from the lack of preventative care. WIC provides services at nineteen (19) locations throughout the County of Riverside and is currently funded to serve a monthly caseload of 72,990.

Impact on Residents and Businesses

Studies indicate that for every dollar invested in the WIC Program, there is a savings of about \$2.48 in medical, educational, and productivity costs. WIC is cost-effective in preventing preterm births relative to having no WIC. Reductions in prenatal participation could lead to significant increases in costs. WIC participation is also associated with a lowered prevalence of being overweight among young children.

Additional Fiscal Information

RUHS-Public Health receives 100% of its WIC funding from the State of California as a pass through from the Federal government. The WIC program funding is based on the federal fiscal year.

The table below outlines how the funds are distributed over the three-year period of the agreement and the funding allocation for the county budget fiscal years.

**SUBMITTAL TO THE BOARD OF SUPERVISORS COUNTY OF RIVERSIDE,
STATE OF CALIFORNIA**

Federal and County Fiscal Year Budget Comparison Table					
Federal Fiscal Year		FFY 19/20	FFY 20/21	FFY 21/22	Total
Agreement Amount		\$17,469,149	\$17,885,386	\$18,377,214	\$53,731,749

County Fiscal Year	FY 19/20	FY 20/21	FY 21/22	FY 22/23	Total
Increase Amount	0	0	\$516,834	\$172,278	\$689,112
Budget Amount	\$13,101,861	\$17,781,327	\$18,254,257	\$4,594,304	\$53,731,749

SCHEDULE A:

Riverside University Health System-Public Health
Nutrition Services & Health Promotion
Women, Infant, and Children (WIC)
HS100004

Budget Adjustment
Fiscal Year 2021-2022

INCREASE IN APPROPRIATIONS:

10000 4200101300- 510040	Regular Salaries	\$ 167,106
10000 4200101300- 518100	Budgeted Benefits	\$ 64,552
10000 4200101300- 523700	Office Supplies	\$ 2,000
10000 4200101300- 523800	Printing/Binding	\$ 2,000
10000 4200101300- 520320	Telephone	\$ 8,000
10000 4200101300- 525440	Professional Services	\$ 256,955
10000 4200101300- 527780	Special Program Expense	\$ 16,221

TOTAL INCREASE IN APPROPRIATIONS: \$ 516,834


INCREASE ESTIMATED REVENUE:


10000 4200101300 762040	Federal Health Grants	<u>\$516,834</u>
TOTAL INCREASE IN ESTIMATED REVENUE		\$516,834

SUBMITTAL TO THE BOARD OF SUPERVISORS COUNTY OF RIVERSIDE,
STATE OF CALIFORNIA

ATTACHMENTS:

- A. Standard Agreement Amendment – A03
- B. Schedule A


Heydee Koury, Sr Accountant - Auditor 2/23/2022


Jacqueline Ruiz, Sr. Management Analyst 2/23/2022


Gregory H. Priamos, Director County Counsel 2/16/2022

STANDARD AGREEMENT - AMENDMENT

STD 213A (Rev. 4/2020)

CHECK HERE IF ADDITIONAL PAGES ARE ATTACHED 2 PAGES

AGREEMENT NUMBER 19-10176	AMENDMENT NUMBER A03	Purchasing Authority Number
------------------------------	-------------------------	-----------------------------

1. This Agreement is entered into between the Contracting Agency and the Contractor named below:

CONTRACTING AGENCY NAME
California Department of Public Health

CONTRACTOR NAME
County of Riverside

2. The term of this Agreement is:

START DATE
October 1, 2019

THROUGH END DATE
September 30, 2022

3. The maximum amount of this Agreement after this Amendment is:
\$53,731,749.00 Fifty-Three Million Seven Hundred Thirty-One Thousand Seven Hundred Forty-Nine Dollars

4. The parties mutually agree to this amendment as follows. All actions noted below are by this reference made a part of the Agreement and incorporated herein:

I. This amendment is adding \$265,639.00 to the base funding, to better support the Contractor's needs and allow the Contractor to perform more of the same services. In addition, \$423,473.00 is being added for the "Books for Kids Program" (State General Funds, effective 07/01/2021 - 06/30/2022). These changes increase the contract by \$689,112.00, changing the total amount to read \$53,731,749.00. Funds were also shifted in fiscal year 3 to accommodate anticipated expenses.

All other terms and conditions shall remain the same.

IN WITNESS WHEREOF, THIS AGREEMENT HAS BEEN EXECUTED BY THE PARTIES HERETO.

CONTRACTOR

CONTRACTOR NAME (If other than an individual, state whether a corporation, partnership, etc.)
County of Riverside

CONTRACTOR BUSINESS ADDRESS 4080 Lemon Street, 5th Floor	CITY Riverside	STATE CA	ZIP 92501
---	-------------------	-------------	--------------

PRINTED NAME OF PERSON SIGNING Jeff Hewitt	TITLE Chairperson, Board of Supervisors
---	--

CONTRACTOR AUTHORIZED SIGNATURE 	DATE SIGNED MAR 01 2022
--	----------------------------

STATE OF CALIFORNIA

CONTRACTING AGENCY NAME
California Department of Public Health

CONTRACTING AGENCY ADDRESS 1616 Capitol Avenue, Suite 74.262, MS 1802, PO Box 997377	CITY Sacramento	STATE CA	ZIP 95899
---	--------------------	-------------	--------------

PRINTED NAME OF PERSON SIGNING Joseph Torrez	TITLE Chief, Contracts Management Unit
---	---

CONTRACTING AGENCY AUTHORIZED SIGNATURE	DATE SIGNED
---	-------------

CALIFORNIA DEPARTMENT OF GENERAL SERVICES APPROVAL	EXEMPTION (If Applicable)
--	---------------------------

ATTEST:
 KECIA R. HARPER, Clerk
 By 
 COUNTY CLERK

WHEN DOCUMENT IS FULLY EXECUTED RETURN
CLERK'S COPY

to Riverside County Clerk of the Board, Stop 1010
Post Office Box 1147, Riverside, Ca 92502-1147
Thank you.

MAR 01 2022 3.32

II. Certain changes made in this amendment are displayed as follows: Text additions are displayed in **bold and underline**. Text deletions are displayed with a strike through the text (i.e., ~~Strike~~).

III. Revised Exhibit A, Scope of Work, Provision 4. as follows:

4. Project Representatives

A. The project representatives during the term of this agreement will be:

California Department of Public Health	County of Riverside
Paul Smith, Contract Manager Telephone: (916) 928-8671 Fax: (916) 263-3314 E-mail: Paul.Smith@cdph.ca.gov	Kim Saruwatari, M.P.H. Telephone: (951) 358-7036 Fax: (951) 358-4529 E-mail: KSaruwatari@ruhealth.org

B. Direct all inquiries to:

California Department of Public Health	County of Riverside
CDPH/WIC Division Attention: Paul Smith, Contract Manager Local Services Branch 3901 Lennane Drive Sacramento, CA 95834 Telephone: (916) 928-8671 Fax: (916) 263-3314 E-mail: Paul.Smith@cdph.ca.gov	Attention: Gayle Hoxter, M.P.H., R.D. 4210 Riverwalk Parkway, Suite 400 Riverside, CA 92505 P.O. Box 7600 (Mailing Address) Riverside, CA 92513 Telephone: (951) 358-5311 Fax: (951) 358-5472 E-mail: ghoxter@ruhealth.org

C. All payments from CDPH to the Contractor; shall be sent to the following address:

Remittance Address
Federal ID#: 95-6000930
FISCAL ID #:
Contractor: County of Riverside
Attention: "Cashier"
Address: P.O. Box 7600 Riverside, CA 92513 - 7600
Contract Number: 19-10176 A03
Email: IsMichaelis@ruhealth.org Yromo@ruhealth.org

D. Either party may make changes to the information above by giving written notice to the other party. Said changes shall not require an amendment to this agreement.

IV. Revised Exhibit A, Scope of Work, Provision 7.A.12) to include the following:

e) Continuous Time Reporting - Books for Kids Program (if applicable)

The Contractor shall adhere to all fiscal procedures required for Books for Kids restricted funds and keep continuous time reports for all dual funded positions performing Books for Kids related duties as outlined in Exhibit A, Provision 7.A.27).

V. Revised Exhibit A, Scope of Work, Provision 7.A. to include the following:

27) Books for Kids Program (only applies to the Contractor that receives funds for this service)

The Contractor will assure that the funding is spent on books for WIC participants 0-5 years old. Local agencies may subcontract the activity to another entity to purchase and distribute books for eligible WIC participants only. When subcontracting to another entity, data must be obtained and made available that identifies the number of WIC participants who receive the books and the number of books distributed by language.

VI. Revised Exhibit B, Budget Detail and Payment Provisions, Provision 1.E. as follows:

E. Amounts Payable

The amounts payable under this agreement shall not exceed: ~~\$53,042,637.00~~ **\$53,731,749.00**.

Exhibit B Attachment I
Budget Detail Worksheet
October 1, 2019 - September 30, 2022

Personnel	Exhibit A SOW P.A.	Exhibit A Attach 1	Year 1 18/19/2019 - 18/2020			Year 2 19/2020 - 19/2021			Year 3 20/2021 - 20/2022			Total Budget Adj.	Amended Total	
			Current Annual Salary Minimum	Amended Annual Salary Minimum	Amended FTE	Current Annual Salary Minimum	Amended Annual Salary Minimum	Amended FTE	Current Annual Salary Minimum	Amended Annual Salary Minimum	Amended FTE			
Accountant D	12, 13, 15		42,300	74,341	0.24	16,900	16,900	0.24	17,146	17,146	0.24	518	518	50,870
Accounting Supervisor I	12, 13, 15		41,344	69,383	0.23	15,950	15,950	0.23	16,201	16,201	0.23	47,206	47,206	44,460
Administrative Services Assistant II	12, 13, 15		36,115	56,877	0.22	14,800	14,800	0.22	15,051	15,051	0.22	43,715	43,715	41,460
Administrative Services Assistant I	12, 13, 15-23		34,826	53,812	0.21	14,300	14,300	0.21	14,551	14,551	0.21	42,214	42,214	39,970
Administrative Services Supervisor	12, 20		55,117	88,612	0.26	22,471	22,471	0.26	22,722	22,722	0.26	67,244	67,244	64,990
Administrative Analyst	17		44,146	72,091	0.17	17,058	17,058	0.17	17,309	17,309	0.17	50,623	50,623	48,370
Adult Education Assistant II (1)	12, 13, 14, 15	1-9	38,117	63,826	0.15	15,355	15,355	0.15	15,606	15,606	0.15	44,146	44,146	41,890
Adult Services Assistant (1)(1)	12, 13, 14, 15	1-9	30,699	56,309	0.13	12,965	12,965	0.13	13,216	13,216	0.13	37,131	37,131	34,870
Administrative Director, Farm's Market Nutrition Program Coordinator	12, 14, 15	1-9	45,423	77,000	0.13	18,300	18,300	0.13	18,551	18,551	0.13	52,401	52,401	49,150
Office Assistant II (1)(1)	12, 14, 15	1-9	29,857	48,083	0.11	11,999	11,999	0.11	12,250	12,250	0.11	36,549	36,549	34,290
Office Assistant II (1)	12, 14, 15	1-9	32,048	50,881	0.12	12,800	12,800	0.12	13,051	13,051	0.12	39,901	39,901	37,640
MHC Director, Registered Dietitian	12, 14, 15	1-9	83,863	140,000	0.45	34,158	34,158	0.45	34,409	34,409	0.45	100,567	100,567	97,310
Program Coordinator	12, 14, 15	1-9	49,002	77,529	0.13	19,400	19,400	0.13	19,651	19,651	0.13	57,651	57,651	55,390
Nutrition Education Coordinator	12, 14, 15	1-9	67,809	111,078	0.15	27,270	27,270	0.15	27,521	27,521	0.15	82,791	82,791	79,530
Public Information Specialist	12		46,254	78,678	0.15	18,648	18,648	0.15	18,899	18,899	0.15	56,547	56,547	54,280
Research Analyst	12		45,623	74,680	0.15	18,514	18,514	0.15	18,765	18,765	0.15	55,911	55,911	53,650
Research Specialist I	12		51,703	85,134	0.15	20,391	20,391	0.15	20,642	20,642	0.15	62,033	62,033	59,770
Secretary/ Clerk	12, 13, 15, 20, 23	1-9	37,887	58,773	0.18	15,375	15,375	0.18	15,626	15,626	0.18	46,001	46,001	43,740
Senior Public Information Specialist	12, 13, 14, 15, 16	1-9	89,594	150,297	0.15	37,842	37,842	0.15	38,093	38,093	0.15	115,935	115,935	112,680
Supervisor	12, 14, 15, 16, 17	1-9	81,066	131,627	0.15	32,744	32,744	0.15	33,000	33,000	0.15	100,744	100,744	97,490
Supervisor II	12, 14, 15, 16, 17	1-9	87,001	140,802	0.15	34,800	34,800	0.15	35,051	35,051	0.15	106,851	106,851	103,590
Supervisor III	12, 14, 15, 16, 17	1-9	97,096	157,246	0.15	39,200	39,200	0.15	39,451	39,451	0.15	118,651	118,651	115,390
Supervisor/Office Assistant II (1)	12, 14, 15, 16, 17	1-9	33,508	56,306	0.15	13,700	13,700	0.15	13,951	13,951	0.15	41,651	41,651	39,390
Support Services Technician	16, 20		35,000	54,811	0.15	14,500	14,500	0.15	14,751	14,751	0.15	44,251	44,251	41,990
Administrative Services Manager II (1)	23, 28-23		77,147	126,146	0.15	31,157	31,157	0.15	31,408	31,408	0.15	93,565	93,565	90,310
Overtime (1)														
Salaries and Wages			136.88	136.88	13.11	100.000	100.000	13.11	100.000	100.000	13.11	75.000	75.000	225.000
Total FTE			43.7000%	43.7000%	52.7000%	43.7000%	43.7000%	52.7000%	43.7000%	43.7000%	52.7000%	197.330	197.330	227.740
Fringe Benefits (1)														
TOTAL PERSONNEL			11,219,272	11,219,272	13.11	7,344,300	7,344,300	13.11	7,378,156	7,378,156	13.11	220,000	220,000	264,140
Operating Expenses														
General Expenses (1)			3,728,186	3,728,186	52.7000%	3,674,872	3,674,872	52.7000%	3,707,715	3,707,715	52.7000%	114,574	114,574	11,568,870
Travel (5)			10,000	10,000		10,000	10,000		10,000	10,000		1,000	1,000	59,870
Training			31,477	31,477		27,446	27,446		29,271	29,271		4,000	4,000	67,720
Charter/Transportation			2,729,809	2,729,809		2,861,412	2,861,412		2,927,146	2,927,146		78,972	78,972	8,679,790
Utility Costs (See Exhibit B, Attach 1 for details) (2)			3,441,888	3,441,888		3,388,514	3,388,514		3,438,514	3,438,514		88,238	88,238	15,867,871
TOTAL OPERATING EXPENSES			10,533,260	10,533,260		10,362,234	10,362,234		10,476,742	10,476,742		192,712	192,712	21,807,871
Major Equipment (1) (see Cost of \$5,000 or More)														
Equipment (4)			17,18,20,21	17,18,20,21										
Vehicle (8)			17,18,19	17,18,19										
TOTAL MAJOR EQUIPMENT														

Exhibit B, Attachment I
Budget Detail Worksheet
October 1, 2019 - September 30, 2022

Subcontract ①	Exhibit A Activity Code (19-10176 A03)	Exhibit B Project 1	Year 1 10/1/2019-9/30/2020		Year 2 10/1/2020-9/30/2021		Year 3 10/1/2021-9/30/2022		Total	Total Budgeted Amount	Total Budgeted Amount	Total Budgeted Amount
			Amended Budgeted Amount	Amended Budgeted Amount	Amended Budgeted Amount	Amended Budgeted Amount	Amended Budgeted Amount	Amended Budgeted Amount				
Subcontract ①												
County person's requestion letter - The Day Festival Foundation												
12 months of training (12-24 months for a 1-yr. training)												
Annualized amounts based on 12-month calendar												
TOTAL SUBCONTRACTS												
Indirect Costs												
Total Indirect Costs												
TOTAL INDIRECT COSTS												
TOTAL BUDGET												

All costs will be received by CCRH for approval
 ① Bilingual - Positions that receive Bilingual pay will show a higher budgeted amount. Justification and back-up documentation will be kept on file.
 ② Additional Pay (Longevity, Retention, Differential and COLA) - Positions that receive these compensations will show a higher budgeted amount. Justification and back-up documentation will be kept on file.
 ③ Overtime - Requires justification amount does not seem reasonable. Justification will be kept on file.
 ④ Fringe Benefits - Justification and back-up documentation will be kept on file for any fringe benefit rate that exceeds 50%.
 ⑤ General Expenses - Includes items such as: minor equipment (L.A. office furniture, IT equipment, anthropometric forms, etc.), professional certifications, audit costs, vehicle maintenance, IT maintenance, program materials, office expenses (i.e. telephone services, printing, postage, supplies, etc.), etc.
 ⑥ Travel - All costs reimbursed and be in accordance with CCRH rates.
 ⑦ Facility Costs - Includes Rent, Utilities, Janitorial, Security, and Maintenance.
 ⑧ Major Equipment - Unit cost must be \$5,000 or more. Refer to Exhibit D. Provision 1 for procurement rules.
 ⑨ Equipment - Includes items such as: Telephones systems, information technology equipment, photocopier machines, etc.
 ⑩ Vehicles - Will be used for Facility Site Visits, Conferences, Trainings, and Outreach.
 ⑪ Subcontractors - List the subcontractors name and short list of services provided.

Year 3 Contract Amount \$ 13,277,214
 Year 3 Funding Changes \$ 685,112
 Year 3 Check-in/Balances \$

Exhibit B, Attachment II
Facility Cost Worksheet
Year 3
October 1, 2021 - September 30, 2022

Site # or WA	Site Name	Site Street Address, City, State & Zip Code	Type of Space (i.e., Clinic Site, Admin, Therapeutic, Warehouse, Storage Area, Satellite Office)	Total Square Footage	Monthly Rent/Lease Amount	Monthly Rent/Lease Per/Sq.Ft.	Amended Monthly Rent/Lease Amount	Utility Costs Per Month	Amended Utility Costs Per Month	Misc. Facility Costs Per Month (i.e., Janitorial, Security, Maintenance)	Amended Misc. Facility Costs Per Month (i.e., Janitorial, Security, Maintenance)	Total Cost of Site Per Month	Total Cost of Site Per Month	Amended Total Cost of Site Per Month	Total Per Year	Amended Total Per Year
4.3	Manejo WAC	4875 Mission Rd., Jurupa Valley, CA 92509	Clinic Site	4,977	21,083	(4.24)	20,707	1,223	(800)	417	(837)	23,080	264,200	21,571	2,878,148	3,097,040
4.4	WAC Administration & WAC Call Center	4110 Riverside Pkwy., Suite # 400, Riverside, CA 92505	Call Center	2,623	29,996	11.44	31,364	2,408	(1,823)	776	(29)	32,408	388,872	32,140	388,872	388,872
5	Northridge WAC	1743 Indiana Ave., Riverside, CA 92504	Clinic Site	3,146	8,420	(2.68)	8,467	-	-	-	-	8,467	38,712	8,467	38,712	38,712
11	Redlands WAC	704 Commerce Pl., Suite 207, Redlands, CA 92373	Clinic Site	5,646	10,211	(1.81)	8,911	1,876	889	2,716	3,242	12,742	78,180	12,742	78,180	78,180
20	Menomah Valley WAC	13000 Hancock Blvd., Riverside, CA 92509	Clinic Site	8,173	10,415	(1.27)	10,464	514	284	76	69	11,008	200,804	11,008	200,804	200,804
30	Johns Elsworth WAC	1408 E. Lincoln Dr., Suite # B, Lake Elsworth, CA 92553	Clinic Site	8,173	14,436	1.77	17,264	676	1,071	2,000	131	18,086	150,152	18,086	150,152	150,152
41	Thousand Oaks WAC	306 E. San Jacinto Ave., Perris, CA 92370	Clinic Site	3,642	8,911	(2.45)	8,164	1,053	711	1,784	3,289	12,252	150,024	12,252	150,024	150,024
48	Fontana WAC	11022 County Ct 2861, B, Temecula, CA 92591	Clinic Site	3,642	18,320	5.03	18,778	2,081	(1,595)	1,386	11,891	18,268	188,618	18,268	188,618	188,618
51	Fontana WAC	1056 N. State St., Hemet, CA 92343	Clinic Site	2,000	5,253	(2.63)	5,097	244	447	71	37	21,268	209,618	21,268	209,618	209,618
68	Redlands WAC	2820 Corona Ave., Menomah Valley, CA 92595	Satellite Site	120	-	-	-	-	-	-	-	6,468	77,688	6,468	77,688	77,688
71	Redlands WAC	47823 Corona St., North CA 92501	Clinic Site	9156	-	-	-	2,281	2,034	6,316	1,823	9,903	119,818	10,104	119,818	119,818
72	Menomah WAC	81275 98th Ave., Menomah, CA 92554	Clinic Site	4,142	4,111	0.99	4,877	1,141	390	1,461	1,823	10,945	15,992	10,945	15,992	15,992
81	Palmdale WAC	1515 N. Sierra Way, Palmdale, CA 93507	Clinic Site	1,845	808	(0.44)	1,109	109	(109)	-	-	2,187	33,444	1,884	33,444	33,444
82	Palmdale City WAC	14415 Palmdale Blvd., Suite # 115, Palmdale, CA 93551	Clinic Site	3,906	7,881	(2.02)	7,508	375	582	839	45	8,461	100,812	8,461	100,812	100,812
83	Palmdale City WAC	14310 Palmdale Blvd., Suite # 115, Palmdale, CA 93551	Clinic Site	9,074	8,911	(0.97)	10,246	1,477	888	1,345	865	6,897	108,644	6,897	108,644	108,644
84	Palmdale City WAC	1307 W. Hobson Way, Palmdale, CA 93551	Clinic Site	1,476	2,417	(1.64)	2,346	273	273	273	45	2,960	32,280	2,960	32,280	32,280
85	Palmdale City WAC	1307 W. Hobson Way, Palmdale, CA 93551	Clinic Site	3,733	11,536	(3.12)	11,559	794	(946)	65	12,339	147,980	147,980	147,980	147,980	
86	Palmdale City WAC	2038 Inoa Ave., Suite # 100, Corona, CA 92626	Clinic Site	1,643	8,037	(4.89)	7,660	856	186	95	412	8,158	106,640	8,158	106,640	106,640
87	Palmdale City WAC	14533 Innovation Dr., Riverside, CA 92518	Warehouse	3,950	4,885	(1.24)	3,850	364	186	43	27	4,099	57,108	4,099	57,108	57,108
88	Palmdale City WAC	2815 S. Main St., Suite # 100, Corona, CA 92626	Clinic Site	1,485	5,112	(3.44)	23,899	184	531	889	148	27,979	88,488	27,979	88,488	88,488

CLERK / BOARD OF SUPERVISORS
2022 APR 20 AM 9:59

April 8, 2022

TO: Clerk of the Board

FROM: Debbie Plascencia — Procurement & Contracts Division

RE: The Agreement with the County of Riverside Department of Public Health — Contract File #19-10176 California State Public Health Department, Women, Infants and Children (WIC) Division — Supplemental Nutrition Program

Attached is a fully original executed agreement for your records.

In any further inquiries with the Contract Administration Unit regarding this contract, please reference the contract number.

Thank you. ☺

/dp

Kim Saruwatari, M.P.H., Director

Dr. Geoffrey Leung, M.D., Public Health Officer

STATE OF CALIFORNIA - DEPARTMENT OF GENERAL SERVICES
STANDARD AGREEMENT - AMENDMENT
 STD 213A (Rev. 4/2020)

SCO ID: 4265-1910176-A3

AGREEMENT NUMBER 19-10176	AMENDMENT NUMBER A03	Purchasing Authority Number
------------------------------	-------------------------	-----------------------------

CHECK HERE IF ADDITIONAL PAGES ARE ATTACHED 2 PAGES

1. This Agreement is entered into between the Contracting Agency and the Contractor named below:

CONTRACTING AGENCY NAME
California Department of Public Health

CONTRACTOR NAME
County of Riverside

2. The term of this Agreement is:

START DATE
October 1, 2019

THROUGH END DATE
September 30, 2022

3. The maximum amount of this Agreement after this Amendment is:

\$53,731,749.00 Fifty-Three Million Seven Hundred Thirty-One Thousand Seven Hundred Forty-Nine Dollars

4. The parties mutually agree to this amendment as follows. All actions noted below are by this reference made a part of the Agreement and incorporated herein:

1. This amendment is adding \$265,639.00 to the base funding, to better support the Contractor's needs and allow the Contractor to perform more of the same services. In addition, \$423,473.00 is being added for the "Books for Kids Program" (State General Funds, effective 07/01/2021 - 06/30/2022). These changes increase the contract by \$689,112.00, changing the total amount to read \$53,731,749.00. Funds were also shifted in fiscal year 3 to accommodate anticipated expenses.


All other terms and conditions shall remain the same.

IN WITNESS WHEREOF, THIS AGREEMENT HAS BEEN EXECUTED BY THE PARTIES HERETO.

CONTRACTOR

CONTRACTOR NAME (if other than an individual, state whether a corporation, partnership, etc.)

County of Riverside

CONTRACTOR BUSINESS ADDRESS 4080 Lemon Street, 5th Floor	CITY Riverside	STATE CA	ZIP 92501
PRINTED NAME OF PERSON SIGNING Jeff Hewitt	TITLE Chairperson, Board of Supervisors		
CONTRACTOR AUTHORIZED SIGNATURE 	DATE SIGNED MAR 01 2022		

STATE OF CALIFORNIA

CONTRACTING AGENCY NAME
California Department of Public Health

CONTRACTING AGENCY ADDRESS 1616 Capitol Avenue, Suite 74.262, MS 1802, PO Box 997377	CITY Sacramento	STATE CA	ZIP 95899
PRINTED NAME OF PERSON SIGNING Joseph Torrez	TITLE Chief, Contracts Management Unit		
CONTRACTING AGENCY AUTHORIZED SIGNATURE Joseph Torrez	DATE SIGNED Date: 2022.03.09 09:55:28 -08'00'		

ATTEST:
 KECIA R. HARPER, Clerk
 By  DEPUTY

APPROVED
 MAR 22 2022
 EE:th
 OFFICE OF LEGAL SERVICES
 DEPT. OF GENERAL SERVICES

WHEN DOCUMENT IS FULLY EXECUTED RETURN
CLERK'S COPY

MAR 01 2022 3.32

to Riverside County Clerk of the Board, Stop 1010
 Post Office: Box 1147, Riverside, Ca 92502-1147
 Thank you.

II. Certain changes made in this amendment are displayed as follows: Text additions are displayed in **bold and underline**. Text deletions are displayed with a strike through the text (i.e., ~~Strike~~).

III. Revised Exhibit A, Scope of Work, Provision 4. as follows:

4. Project Representatives

A. The project representatives during the term of this agreement will be:

California Department of Public Health	County of Riverside
Paul Smith, Contract Manager Telephone: (916) 928-8671 Fax: (916) 263-3314 E-mail: Paul.Smith@cdph.ca.gov	Kim Saruwatari, M.P.H. Telephone: (951) 358-7036 Fax: (951) 358-4529 E-mail: KSaruwatari@ruhealth.org

B. Direct all inquiries to:

California Department of Public Health	County of Riverside
CDPH/WIC Division Attention: Paul Smith, Contract Manager Local Services Branch 3901 Lennane Drive Sacramento, CA 95834 Telephone: (916) 928-8671 Fax: (916) 263-3314 E-mail: Paul.Smith@cdph.ca.gov	Attention: Gayle Hoxter, M.P.H., R.D. 4210 Riverwalk Parkway, Suite 400 Riverside, CA 92505 P.O. Box 7600 (Mailing Address) Riverside, CA 92513 Telephone: (951) 358-5311 Fax: (951) 358-5472 E-mail: ghoxter@ruhealth.org

C. All payments from CDPH to the Contractor; shall be sent to the following address:

Remittance Address
Federal ID#: 95-6000930
FISCAL ID #:
Contractor: County of Riverside
Attention: "Cashier"
Address: P.O. Box 7600 Riverside, CA 92513 - 7600
Contract Number: 19-10176 A03
Email: IsMichaelis@ruhealth.org Yromo@ruhealth.org

D. Either party may make changes to the information above by giving written notice to the other party. Said changes shall not require an amendment to this agreement.

IV. Revised Exhibit A, Scope of Work, Provision 7.A.12) to include the following:

e) Continuous Time Reporting - Books for Kids Program (if applicable)

The Contractor shall adhere to all fiscal procedures required for Books for Kids restricted funds and keep continuous time reports for all dual funded positions performing Books for Kids related duties as outlined in Exhibit A, Provision 7.A.27).

V. Revised Exhibit A, Scope of Work, Provision 7.A. to include the following:

27) Books for Kids Program (only applies to the Contractor that receives funds for this service)

The Contractor will assure that the funding is spent on books for WIC participants 0-5 years old. Local agencies may subcontract the activity to another entity to purchase and distribute books for eligible WIC participants only. When subcontracting to another entity, data must be obtained and made available that identifies the number of WIC participants who receive the books and the number of books distributed by language.

VI. Revised Exhibit B, Budget Detail and Payment Provisions, Provision 1.E. as follows:

E. Amounts Payable

The amounts payable under this agreement shall not exceed: ~~\$53,042,637.00~~ **\$53,731,749.00.**

Exhibit B, Attachment I
Budget Detail Worksheet
October 1, 2019 - September 30, 2022

Personnel	Exhibit A SOW/T.A.	Exhibit A Attach I	Year 1 10/1/2019 - 9/30/2020		Year 2 10/1/2020 - 9/30/2021		Year 3 10/1/2021 - 9/30/2022		FTE	FTE Adj.	Amended FTE	Budgeted Amount	Budget Adj.	Amended Budgeted Amount	Total Budgeted Adj.	Amended Total
			Amended Budgeted Amount	Amended FTE	Amended Budgeted Amount	Amended FTE	Budgeted Amount	Budget Adj.								
Accounting II	12, 13, 16		72,863	74,341	16,295	0.24	17,149	518	0.24	17,667	50,311	518	17,667	50,311	518	50,629
Accounting Technician II	12, 13, 16		69,008	71,341	15,990	0.23	15,981	(2,716)	0.23	13,175	47,206	(2,716)	13,175	47,206	(2,716)	44,490
Administrative Services Analyst II	9-20		48,132	48,132	39,835	0.60	41,429	(13,932)	0.60	43,515	136,710	(13,932)	43,515	136,710	(13,932)	124,778
Administrative Services Assistant	11, 12, 15, 23	5-6	36,487	36,487	28,761	0.50	29,900	2,114	0.50	25,900	80,951	2,114	25,900	80,951	2,114	82,765
Administrative Services Officer	2, 3, 8-23		62,805	62,805	27,498	0.20	18,332	(8,355)	0.20	19,828	64,895	(8,355)	19,828	64,895	(8,355)	63,658
Administrative Services Supervisor	9-20		55,112	55,112	16,471	0.60	16,471	(15,090)	0.60	15,090	67,218	(15,090)	15,090	67,218	(15,090)	52,128
Buyer II	17		44,848	44,848	7,068	0.10	7,068	(7,138)	0.10	7,353	21,415	(7,138)	7,353	21,415	(7,138)	14,277
Epidemiology Analyst	8, 12, 14, 15, 27		53,826	53,826	9,355	0.00	9,355	(9,355)	0.00	0	9,355	(9,355)	0	9,355	(9,355)	0
Health Education Assistant II (1)	2, 6-8, 12, 14, 15	1-9	36,111	36,111	1,994,495	27.25	1,994,495	(27,250)	27.25	1,967,245	1,744,471	(27,250)	1,967,245	1,744,471	(27,250)	1,717,221
Health Services Assistant (1)	2, 6-8, 12, 14, 15	1-9	30,458	30,458	3,239,895	64.50	3,239,895	(3,239,895)	64.50	3,026,000	2,709,442	(3,239,895)	2,709,442	2,709,442	(3,239,895)	8,675,405
Registered Dietitian, Farmer's Market Nutrition Program Coordinator	6, 12, 14, 15	1-9	45,432	45,432	398,360	6.92	403,821	(6,714)	6.92	400,778	133,193	(6,714)	400,778	133,193	(6,714)	133,193
Office Assistant II (1)	6, 12, 14, 15	3, 5, 6, 7	28,907	28,907	313,969	7.00	306,413	(7,000)	7.00	312,852	13,759	(7,000)	312,852	13,759	(7,000)	13,759
Office Assistant III (2)	6, 12, 14, 15	3, 5, 6, 7	32,052	32,052	77,680	2.10	91,712	(2,350)	2.10	105,795	115,160	(2,350)	115,160	115,160	(2,350)	112,810
WC Director, Registered Dietitian	1-23		83,952	83,952	54,158	0.40	54,689	(4,689)	0.40	55,241	184,098	(4,689)	55,241	184,098	(4,689)	179,409
Breakfasting Coordinator	2, 7, 8, 12, 14, 15	1-9	48,022	48,022	113,465	1.00	113,465	(113,465)	1.00	0	113,465	(113,465)	0	113,465	(113,465)	0
Program Coordinator (1)	1, 2, 6-8, 10, 12, 14, 15	1-9	54,838	54,838	175,270	1.88	192,492	(1,660)	1.88	190,832	73,887	(1,660)	190,832	73,887	(1,660)	72,227
Nutrition Education Coordinator, Registered Dietitian	1-23		67,004	67,004	175,270	1.88	192,492	(1,660)	1.88	190,832	73,887	(1,660)	190,832	73,887	(1,660)	72,227
Public Information Specialist	12		49,054	49,054	6,248	0.10	6,248	(6,807)	0.10	6,807	17,174	(6,807)	6,807	17,174	(6,807)	10,367
Research Analyst	9		46,828	46,828	16,514	0.25	17,174	(0,250)	0.25	17,174	17,174	(0,250)	17,174	17,174	(0,250)	16,924
Research Specialist I	9		51,707	51,707	20,391	0.00	20,391	(0,000)	0.00	0	20,391	(0,000)	0	20,391	(0,000)	20,391
Secretary I	8, 12, 18, 20, 23	5	37,867	37,867	46,375	0.80	46,839	(4,639)	0.80	47,301	48,248	(4,639)	47,301	48,248	(4,639)	43,609
Registered Dietitian	2, 6-8, 12, 14, 15	1-9	48,868	48,868	78,207	0.00	78,207	(0,000)	0.00	0	78,207	(0,000)	0	78,207	(0,000)	78,207
Senior Public Information Specialist	20		99,592	99,592	9,764	0.10	9,862	(9,862)	0.10	9,862	10,158	(9,862)	9,862	10,158	(9,862)	2,296
Registered Dietitian I	1, 2, 6-8, 12, 14, 15	1-9	54,108	54,108	1,009,042	12.00	1,009,042	(12,000)	12.00	997,042	3,031,381	(12,000)	997,042	3,031,381	(12,000)	2,989,381
Registered Dietitian II	1, 2, 6-8, 12, 14, 15	1-9	57,064	57,064	272,901	3.00	272,901	(3,000)	3.00	275,901	5,476	(3,000)	275,901	5,476	(3,000)	2,722,425
Supervising Office Assistant I (1)	2, 6, 9, 12, 21	3, 5	33,784	33,784	94,505	1.75	95,514	(1,750)	1.75	97,634	100,385	(1,750)	97,634	100,385	(1,750)	98,634
Support Services Technician	18, 20		35,086	35,086	53,739	1.00	54,276	(1,000)	1.00	54,815	162,830	(1,000)	54,815	162,830	(1,000)	161,830
Administrative Services Manager (1)	2, 3, 8-23		77,147	77,147	31,157	0.00	31,157	(0,000)	0.00	0	31,157	(0,000)	0	31,157	(0,000)	31,157
Overtime (3)					100,000											100,000
Salaries and Wages					7,483,803											7,483,803
Total FTE					133.11						131.81				5.19	137.00
Fringe Benefits (1)					3,728,169	52.78000%					3,862,719				104,116	3,966,831
TOTAL PERSONNEL					11,221,869						11,270,871				301,455	11,572,326
Operating Expenses																
General Expenses (5)	6, 17, 18, 19, 27	1-9			980,403						472,366					1,452,769
Travel (6)	8				90,000						120,000					210,000
Training	4, 5, 7, 17	1-9			10,000						14,000					24,000
Outreach/Media/Promotion	17				31,477						15,000					46,477
Facility Costs (See Exhibit B, Attach II for breakdown) (2)	11				2,729,806						2,878,148					5,607,954
TOTAL OPERATING EXPENSES					3,441,688						3,899,514					7,341,202
Major Equipment (8) (Unit Cost of \$5,000 or More)																
Equipment (9)	6, 17, 18, 20, 21	1-9														
Vehicles (18)	8, 17, 18, 19	1-9														
TOTAL MAJOR EQUIPMENT																

Exhibit B, Attachment I
Budget Detail Worksheet
October 1, 2019 - September 30, 2022

	Budget A SON 7.A	Budget A Admin 1	Year 1		Year 2		Year 3		Total
			07/2019	06/2020	07/2020	06/2021	07/2021	06/2022	
Subcontractors @ The Cost Center (CC) service children under 13.24 months for an 8 month unencumbered monthly book service (additional)	16.27								
TOTAL SUBCONTRACTS									
Indirect Costs									
Total Payment Costs			26,000.00	2,682,482	25,000.00	2,204,183	25,000.00	2,204,183	8,428,012
TOTAL INDIRECT COSTS			26,000.00	2,682,482	25,000.00	2,204,183	25,000.00	2,204,183	8,428,012
TOTAL BUDGET			\$ 17,488,148	\$ 17,488,148	\$ 17,488,148	\$ 17,488,148	\$ 17,488,148	\$ 69,751,748	\$ 69,751,748

- *All costs will be reviewed by CDPH for approval
- Relinquish - Positions that receive Biweekly pay will show a higher budgeted amount. Justification and back-up documentation will be kept on file.
 - Additional Pay (Longevity, Retention, Differential and COLA) - Positions that receive these compensations will show a higher budgeted amount. Justification and back-up documentation will be kept on file.
 - Overtime - Request justification if amount does not seem reasonable. Justification will be kept on file.
 - Fringe Benefits - Justification and back-up documentation will be kept on file for any fringe benefit rate that exceeds 50%.
 - General Expenses - Includes items such as: Mirror equipment (i.e., office furniture, IT equipment, anthropometric items, etc.), professional certifications, staff costs, vehicle maintenance, IT maintenance, program materials, office expenses (i.e., telephone services, printing, postage, supplies, etc.), etc.
 - Tire - All costs returned total be in accordance with CAGR rates.
 - Facility Costs - Includes Rent, Utilities, Janitorial, Security, and Maintenance
 - Major Equipment - Unit cost must be \$5,000 or more. Refer to Exhibit D, Provision 1 for procurement rules.
 - Equipment - Includes items such as: Telephone systems, information technology equipment, photocopy machines, etc.
 - Vehicles - Will be used for Facility Site Visits, Conferences, Trainings, and Outreach.
 - Subcontractors - List the subcontractor's name and short list of services provided.

	Year 1	Year 2	Year 3	Total
Year 1 Contract Amount	\$ 17,488,148	\$ 17,488,148	\$ 17,488,148	\$ 69,751,744
Year 3 Funding Changes	\$ -	\$ -	\$ 69,112	\$ 69,112
Year 3 Check/Balances	\$ -	\$ -	\$ 69,112	\$ 69,751,748

**Exhibit B, Attachment II
Facility Cost Worksheet
October 1, 2019 - September 30, 2022**

County of Riverside
19-10176 A03

Site Street Address, City, State & Zip Code	Type of Space (i.e., Clinic Site, Admin, Warehouse, Storage Area, Satellite site)	Total Square Footage	Amended Total Cost of Site Per Month	Year 1		Year 2		Total Cost of Site Per Month	Total Cost of Site Per Month Adj.	Amended Total Cost of Site Per Month	Year 3	
				Amended Total Site Costs Per Year	Amended Total Cost of Site Per Month	Amended Total Site Costs Per Year	Amended Total Cost of Site Per Month				Total Site Cost Per Year	Amended Total Site Costs Per Year
Total Facility Costs:				\$ 2,729,808		\$ 2,891,412					\$ 2,978,148	\$ 3,057,060
\$ 8,678,280												
8876 Mission Blvd., Jurupa Valley, CA 92509	Clinic Site	4597	15,596	186,672	23,001	276,012	23,690	(2,119)	21,571	284,280	258,852	
4210 Riverwalk Pkwy, Suite # 400, Riverside, CA 92505	Admin, Training Center & Call Center	9623	26,629	319,548	31,482	377,544	32,406	(266)	32,140	388,872	386,690	
7140 Indiana Ave., Riverside, CA 92504	Clinic Site	3746	4,285	51,420	3,132	37,584	3,226	1,572	4,798	38,712	57,576	
7801 Gramercy Pl., Suite # "C", Riverside, CA 92503	Clinic Site	3136	6,141	73,692	6,325	75,900	6,515	(3)	6,512	78,180	76,144	
6286 Mission Blvd., Riverside, CA 92509	Clinic Site	5649	21,046	262,552	21,108	263,296	21,742	(4,103)	17,639	260,904	211,668	
13800 Heacock Ave., Suite # 125, Moreno Valley, CA 92553	Clinic Site	5717	11,089	133,068	11,142	133,704	11,476	(64)	11,412	137,712	136,944	
2489 E. Lakeshore Dr., Suite # B, Lake Elsinore, CA 92530	Clinic Site	6179	16,282	195,384	15,627	187,524	16,096	3,879	19,975	193,152	239,700	
308 E. San Jacinto Ave., Perris, CA 92570	Clinic Site	5849	13,020	156,240	12,138	145,656	12,502	715	13,217	150,024	158,604	
41002 County Cir. Bldg. B, Temecula, CA 92591	Clinic Site	6685	11,140	133,680	15,891	190,692	16,368	(4,477)	11,891	186,416	142,692	
1055 N. State St., Hemet, CA 92543	Clinic Site	9679	19,875	238,500	21,716	260,592	22,368	(2,169)	20,199	288,416	242,388	
3065 W. Ramsey, Banning, CA 92220	Clinic Site	2200	6,827	79,524	6,300	75,600	6,489	39	6,528	77,868	78,336	
26520 Cactus Ave., Moreno Valley, CA 92555	Satellite Site	120	-	-	-	-	-	-	-	-	-	
47-923 Oasis St., Indio, CA 92201	Clinic Site	9158	9,124	108,488	9,702	116,424	9,983	111	10,104	119,916	121,248	
91715 66th Ave., Mecca, CA 92254	Clinic Site	4342	10,468	125,616	10,626	127,512	10,945	(454)	10,491	131,340	125,892	
1515 N. Sunrise Way, Palm Springs, CA 92262. [Relocated 7/19/21]	Clinic Site	1648	1,081	12,972	2,706	32,472	2,787	(2,787)	-	33,444	-	
68-615 Perez Rd., Suite # 17-B, Cathedral City, CA 92234	Clinic Site	3089	8,362	100,344	8,158	97,896	8,401	90	8,491	100,812	101,892	
14320 Palm Dr., Desert Hot Springs, CA 92240	Clinic Site	6074	9,436	113,232	8,629	103,548	8,887	13	8,900	106,644	106,800	
1293 W. Hobson Way, Blythe, CA 92225	Clinic Site	1478	2,546	30,552	2,611	31,332	2,690	(28)	2,664	32,280	31,968	
1307 W. Sixth St., Suite # 124, Corona, CA 92882. [Closed 2/28/2020]	Clinic Site	5733	5,006	60,072	11,970	143,640	12,330	(12,330)	-	147,960	-	
2088 Iowa Ave., Suite # B-100, Riverside, CA 92507	Clinic Site	5543	5,437	65,244	8,466	101,592	8,720	(641)	8,079	104,640	96,948	
14538 Innovation Dr., Riverside, CA 92518	Warehouse	3859	3,918	47,016	4,620	55,440	4,759	(690)	4,079	57,108	48,948	
2815 S. Main St., Suite # 100, Corona, CA 92882	Clinic Site	1465	20,416	244,992	5,621	67,452	5,789	18,592	24,381	69,468	292,572	
191 N. Sunrise Way, Palm Springs, CA 92262	Clinic Site	2109	-	-	-	-	-	11,684	11,684	-	140,208	