

**SUBMITTAL TO THE BOARD OF SUPERVISORS
COUNTY OF RIVERSIDE, STATE OF CALIFORNIA**



ITEM: 3.42
(ID # 17520)

MEETING DATE:
Tuesday, March 01, 2022

FROM : TLMA-TRANSPORTATION:

SUBJECT: TRANSPORTATION AND LAND MANAGEMENT AGENCY/TRANSPORTATION
DEPARTMENT: Notice of Completion - Interstate 215 at Scott Road Interchange Improvements
Project in the City of Menifee and City of Murrieta, Districts 3 and 5. [\$0]

RECOMMENDED MOTION: That the Board of Supervisors:

1. Accept as complete the Interstate 215 at Scott Road Interchange Improvements Project, District 3 and 5;
2. Authorize the Chair of the Board to execute the Notice of Completion on behalf of the County; and
3. Direct the Clerk of the Board to record the Notice of Completion.


ACTION:Policy


Mark Lancaster, Director of Transportation 1/27/2022

MINUTES OF THE BOARD OF SUPERVISORS

On motion of Supervisor Washington seconded by Supervisor Spiegel and duly carried by unanimous vote, IT WAS ORDERED that the above matter is approved as recommended.

Ayes: Jeffries, Spiegel, Washington, Perez and Hewitt
Nays: None
Absent: None
Date: March 1, 2022
xc: TLMA-Trans., Recorder

Kecia R. Harper
Clerk of the Board
By: 
Deputy

**SUBMITTAL TO THE BOARD OF SUPERVISORS COUNTY OF RIVERSIDE,
STATE OF CALIFORNIA**

FINANCIAL DATA	Current Fiscal Year:	Next Fiscal Year:	Total Cost:	Ongoing Cost
COST	\$ 0	\$ 0	\$ 0	\$ 0
NET COUNTY COST	\$ 0	\$ 0	\$ 0	\$ 0
SOURCE OF FUNDS: N/A			Budget Adjustment:	No
			For Fiscal Year:	21/22

C.E.O. RECOMMENDATION: Approve

BACKGROUND:

Summary

By Minute Order 3.53, July 31, 2018, the Board of Supervisors entered into a contract with Guy F. Atkinson of Irvine, California for the construction of I- 215 at Scott Road Interchange Improvements Project in the Cities of Menifee and Murrieta, Districts 3 and 5.

The original authorized amount of the contract was \$32,536,611. The total price of the contract came in at \$34,450,861 which is 5.9% more than the originally authorized amount. This increase is the result of contract change orders and bid quantity adjustments. The contract change orders are discussed in detail in the attached Contract Change Order Report. For this project, there were several major factors that resulted in contract change orders for this project:

- Rock excavation and handling of rocks with weight over 2 tons and settlement fill requirements (\$650,081)
- Installation, modification, repair and maintenance of traffic control devices, temporary traffic control systems and traffic striping (\$268,070)
- Direct costs associated with the bridge construction and other bridge modifications (\$330,905)
- Caltrans maintenance vehicle parking and driving area modifications (\$130,000)
- Federal Trainee Program, Just in Time training and Dispute Resolution Board (\$139,168)
- Claim settlements and value engineering (\$211,800)
- Extra work for various miscellaneous items of work, including but not limited to, drainage systems, retaining wall construction, staging, soil stabilization and EMWD utility adjustments (\$137,454)

The work was completed in conformance with the plans and specifications and the contractor was granted relief of maintenance on July 15, 2020.

Project Number: B3-0689
Federal Project No. STPLN-5956(262)

Impact on Residents and Businesses

**SUBMITTAL TO THE BOARD OF SUPERVISORS COUNTY OF RIVERSIDE,
STATE OF CALIFORNIA**

The improvements benefit the project area by significantly improving the existing infrastructure and providing upgrades to traffic flow and enhance safety and reduce traffic congestion at the Scott Road Interchange.

**SUBMITTAL TO THE BOARD OF SUPERVISORS COUNTY OF RIVERSIDE,
STATE OF CALIFORNIA**

Additional Fiscal Information

Budget

Original Contract Amount		\$32,536,611
Total Change Orders Authorized	5.7%	\$1,867,479
Estimated Pending Change Orders	0.0%	\$0
Authorized Contract Amount		\$34,404,090
* Quantity Adjustments	0.1%	\$46,771
+ CCO FA Adjustments	0.0%	\$0
Total Amended Contract Amount	105.9%	\$34,450,861

Expenditures

Total Progress Payments		\$34,450,861
Estimated Pending Payments		\$0
Total Expenditures		\$34,450,861

(Over)/Under Contract Amount (\$0)

+ Change Orders using the Force Account method of payment issued prior to the work being completed generally do not use the total authorized amount.

* Caltrans Standard Specifications 9-1.06 (Changed Quantity Payment Adjustments). Increases or decreases in the quantity of a contract item of work will be determined by comparing the total pay quantity of such item of work with the Engineer's Estimate. If the total pay quantity of any item of work required under the contract varies from the Engineer's Estimate by 25 percent or less, payment will be made for the quantity of work of said item performed at the contract unit price, unless eligible for adjustment pursuant to Section 9-1.15, "Work-Character Changes."

This project was funded with \$14,744,969 of TUMF funds, \$11,127,627 of City of Menifee funds, \$8,474,912 of Federal funds, and \$103,353 of EMWD funds.

Contract History and Price Reasonableness

Twelve responsive bids were received on April 25, 2018 ranging from \$32,536,611 to \$39,183,103. The basis for the selection of a contractor is the lowest responsive and responsible bid. The lowest responsive and responsible bid was submitted by Guy F. Atkinson in the amount of \$32,536,611, which was \$3,074,413 (8.6%) lower than the Engineer's Estimate.

ATTACHMENTS:

- Change Order Report
- Vicinity Map
- Progress Estimate Report
- Notice of Completion

SUBMITTAL TO THE BOARD OF SUPERVISORS COUNTY OF RIVERSIDE,
STATE OF CALIFORNIA



Jason Farin, Principal Management Analyst 2/22/2022



Gregory V. Priamos, Director County Counsel 2/14/2022

CHANGE ORDER REPORT
(Scott Road/I-215 Interchange Project)

CCO #	Amount	Percent	Description
	Original Contract Amount \$32,536,611		
1	\$40,000	0.12%	Establish Dispute Resolution Board and implement project Partnering.
2	\$25,000	0.08%	Maintenance of soil stabilization and sediment control measures as required by the Storm Water Permit.
3	\$50,000	0.15%	Excavation and handling of rocks and boulders with a weight greater than 2 tons.
3S1	\$50,000	0.15%	Additional funds needed for excavation and handling of rocks and boulders with a weight greater than 2 tons.
3S2	\$50,000	0.15%	Additional funds needed for excavation and handling of rocks and boulders with a weight greater than 2 tons.
4	\$0.00	0.00%	Modify temporary SCE power supply for the SB on ramp.
5	\$46,490	0.14%	Installation, modification, repairing and maintaining traffic control devices for public safety and replacement of the southbound ramp that was damaged by traffic.
5S1	\$48,823	0.15%	Additional funds needed for the installation, modification, repairing and maintaining traffic control devices for public safety and replacement of the southbound ramp that was damaged by traffic.
5S2	\$35,000	0.11%	Additional funds needed for the installation, modification, repairing and maintaining traffic control devices for public safety and replacement of the southbound ramp that was damaged by traffic.
6	\$30,000	0.09%	Modification and maintenance of temporary a traffic signal system was not anticipated or shown in the plans and also changes were required due to changes in field conditions.
6S1	\$30,000	0.09%	Additional funds needed for modification and maintenance of temporary a traffic signal system was not anticipated or shown in the plans and also changes were required due to changes in field conditions.
7	\$108,000	0.33%	Construction of a settlement fill at each abutment of the Scott Road overcrossing and monitoring settlement for a period of less than 7 days.
7S1	\$84,601	0.26%	Excavation of the settlement fill (constructed per CCO 7) to the subgrade elevation of the abutment footings.
7S2	\$155,000	0.48%	Moving excess dirt at the abutment 1 area imported for the settlement fill (constructed per CCO 7) to other areas of the project site.
7S3	\$88,480	0.27%	Time adjustment and compensation for idle equipment and material costs during the bridge abutment settlement period (constructed per CCO 7 and 7S1) delay.
8	\$0.00	0.00%	Modify the details for Type 1 retaining walls with safety barrier.
9	\$0.00	0.00%	Changes to the staging of the project, as requested by the Contractor.

CHANGE ORDER REPORT
(Scott Road/I-215 Interchange Project)

10	\$23,000	0.07%	Modifications made to the bridge overhang, abutment shear key, and addition of soffit flares and approach slab detailing.
11	\$24,086	0.07%	Installation of 3 expansion joints at RW 361R and 361L (2) in conformance with "Bridge Details" of the 2015 standard plans.
12	\$64,925	0.20%	Changes made to the project's drainage systems
13	(\$140,263)	(0.43%)	Value engineered changes to the JPCP pavement structural sections. Tensor Geo-textile fabric combined with a Class 2 Aggregate Base was used instead of Lean Concrete Base Layer. This reduced 6 days from the contract and provided savings to the County.
15	\$64,000	0.20%	Excavation of rocks and boulders of more than 2 Tons.
16	\$6,300	0.02%	Alternative Flared Terminal Systems were eliminated and replaced with MASH compliant in-line Terminal Systems.
17	(\$2,471)	(0.01%)	Modification of construction staging and elimination of the temporary ramp of the northbound offramp
18	\$8,000	0.02%	Federal Trainee Program was required per the Special Provisions, Section 00-1.06 Training.
18S1	\$10,400	0.03%	Additional funding needed for the Federal Trainee Program required per the Special Provisions, Section 00-1.06 Training.
19	\$3,000	0.01%	Just in Time (JIT) training for Jointed Plain Concrete Pavement per Section 40-1.01C(5) of the Special Provisions.
20	\$143,581	0.44%	Direct costs associated with salaried staff, contractor's yard, RE office, and SWPPP costs during the bridge abutment settlement period delay (constructed per CCO 7 and 7S1).
21	\$40,000	0.12%	Adjustment of the 736A barrier grades along Retaining Wall 374 due to differences in the roadway top of concrete elevations and the top of wall elevations and for the construction of additional test panels and staining
22	\$71,457	0.22%	Replaced 4-inch wide traffic lines typical details for lane lines edge lines and centerlines shown on the Standard Plans with the corresponding 6-inch wide traffic lines typical detail shown in the 2015 Revised Standard Plans A20 series.
23	\$10,000	0.03%	Install water meter and adjustments in water meter rate charges as directed by EMWD.
24	\$130,000	0.40%	Installation of 0.5' of reinforced PCC under the Rock Blanket, not shown on the plans, which was required for Caltrans maintenance vehicles parking and driving over these rock blanket areas for maintenance and operation of the Interchange.
25	\$5,068	0.02%	Additional reinforcement placed at each end diaphragm on the Scott Road Overcrossing Bridge which was not shown on the plans.

CHANGE ORDER REPORT
(Scott Road/I-215 Interchange Project)

26			Skipped
27			Skipped
28	\$77,768	0.24%	Extra work related to Caltrans Safety, Operations and Maintenance Committee reviews. Items in the Caltrans Highway Safety Manual and CA OSHA were not specified on the contract plans but recommended for public safety.
29	\$135,170	0.42%	Direct costs associated with salaried staff, contractor's yard, RE office, SWPPP costs, idle equipment, material escalation, and extra work resulting from the existing Scott Road Overcrossing bridge demo delay.
30	\$200,063	0.61%	Resolution for Claim Nos. 5 and 6. Potential Claim No. 5, Bridge Utility Delay is for additional cost impacts for impacted equipment, additional mobilizations, and inefficiencies relating to the bridge Fiber Optic Utility Delay and Potential Claim No. 6, Resident Engineers Office Location, is for additional costs relating to the location of the Resident Engineer's office.
31	\$152,000	0.47%	Claims settlement related to contract time extension, delays and impacts for any County directed changes from the Project Notice to Proceed through Substantial Completion (December 22, 2020) and not previously addressed in a prior Change Order.
Quantity Adjustments	\$46,771	0.1%	
Change Order Total and New Contract Total	\$34,450,861		

C O U N T Y O F R I V E R S I D E
 T R A N S P O R T A T I O N D E P A R T M E N T

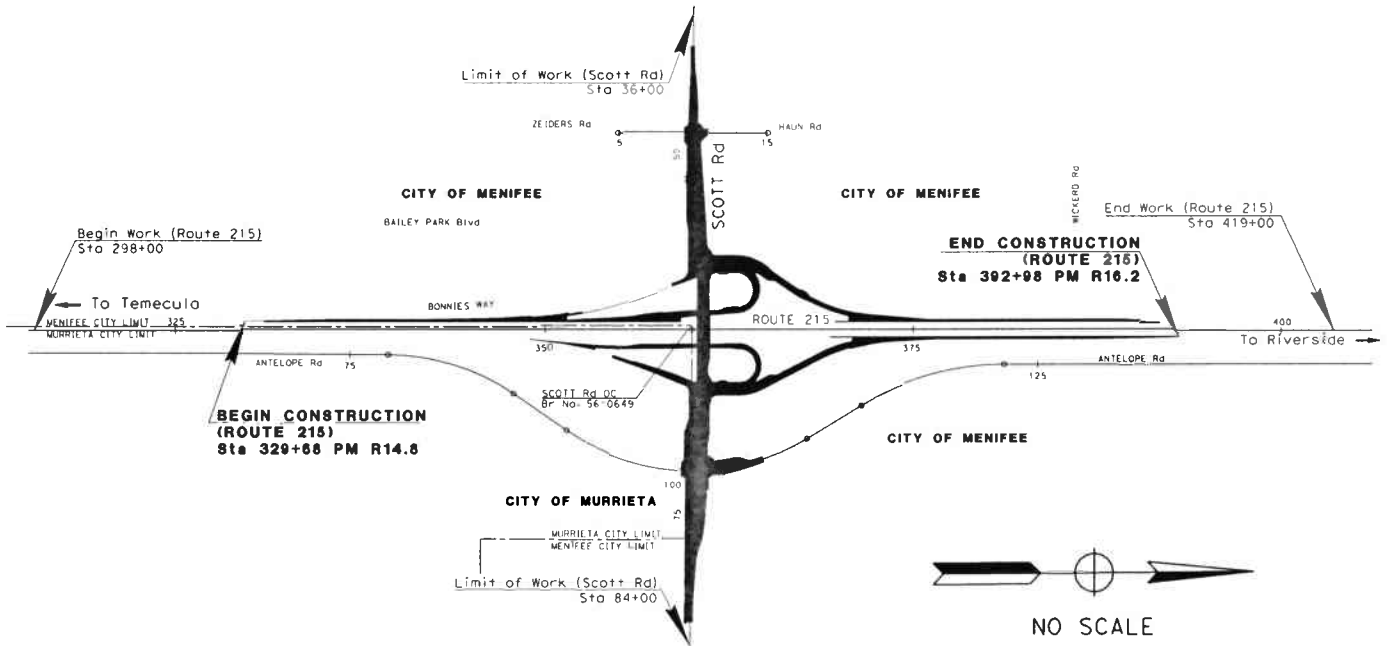
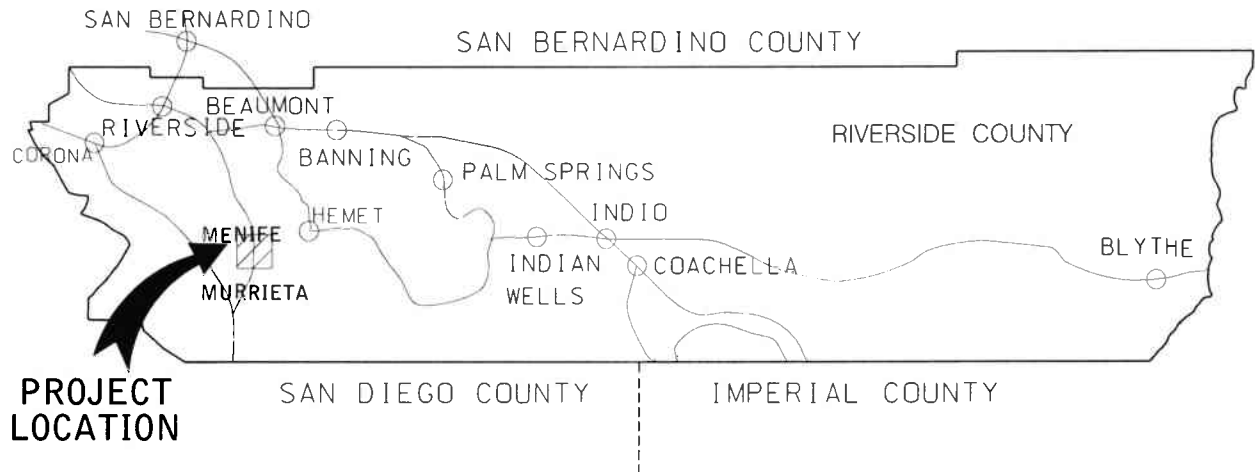
Interstate 215 at Scott Road

Interchange Improvements

In the City of Menifee

Project No. B3-0689

Federal Project No. - STPLN-5956(262)



VICINITY MAP



Item No.	Item Description	Units	Quantity	Unit Price	Original Contract Amount	Change Authorized Quantity	Amount	Total Authorized Quantity	Amount	This Estimate Quantity	Amount	Previous Quantity	Amount	Total Estimate To Date Quantity	Amount	% Auth.
CCO 25	ADDITIONAL TRANSVERSE REBAR IN DIAPHRAM	FA	0	1.00	0.00	5,067.70	5,067.70	5,067.70	5,067.70	5,067.70	5,067.70	5,067.70	5,067.70	5,067.70	5,067.70	100%
CCO 28	CALTRANS & CITY SAFETY, MAINTENANCE & OPS COMMENTS	FA	0	1.00	0.00	70,000.00	70,000.00	70,000.00	70,000.00	69,702.16	69,702.16	69,702.16	69,702.16	69,702.16	69,702.16	100%
CCO 28	INSTALL GATES	LS	0	1.00	0.00	4,397.57	4,397.57	4,397.57	4,397.57	4,397.57	4,397.57	4,397.57	4,397.57	4,397.57	4,397.57	100%
CCO 29	BRIDGE UTILITY DELAY	LS	0	1.00	0.00	135,170.24	135,170.24	135,170.24	135,170.24	135,170.24	135,170.24	135,170.24	135,170.24	135,170.24	135,170.24	100%
CCO 30	CLAIMS RESOLUTION PCR 5 AND 6	LS	0	1.00	0.00	664,829.76	664,829.76	664,829.76	664,829.76	664,829.76	664,829.76	664,829.76	664,829.76	664,829.76	664,829.76	100%
CCO 31	CHANGES AND EXTRA WORK SETTLEMENT	LS	0	1.00	0.00	152,000.00	152,000.00	152,000.00	152,000.00	152,000.00	152,000.00	152,000.00	152,000.00	152,000.00	152,000.00	100%
PROJECT TOTAL						32,535,611.00	1,867,478.70	34,404,089.70	1,886.86		34,450,861.45		34,450,861.45		34,450,861.45	

Made by: Lucas Reithel/Melanie Estes
 Checked by: DL
 OK Const. Supv. HD

Working Days: 360
 Days Added: 43
 Subtotal: 403
 Days Used: 403
 % Time Elapsed: 100%

LESS ADMINISTRATIVE DEDUCTIONS - CONCRETE AGGREGATE: \$7,048.25; CLASS 2 AGGREGATE BASE COMPLIANCE: \$3,592; OIL INDEX ADJUSTMENT: \$169,473.73 - PARTIAL RELEASE:
 TOTAL DUE THIS PAYMENT: \$1,886.86

TOTAL VALUE OF WORK TO DATE: \$34,450,861.45
 LESS RETENTION: 0%
 TOTAL DUE TO DATE: \$34,450,861.45

LESS PREVIOUSLY INVOICED: 34,268,860.34
 TOTAL DUE THIS PAYMENT: \$1,886.86

Received by Accounts Payable: _____
 By: _____

This Estimate Approved Mojabed Salama 10/28/2021 Date: 10/27/2021 for: _____
 Mark Lancaster, Director of Transportation

Quantities on This Estimate Approved [Signature] Guy F. Atkinson

Payment Approval

FUND: 20000
 DEPT. ID.: 31305
 ACCOUNT: 527980
 PROJECT: ZB3-0689E

ACTIVITY ID.: Z3500
 RESOURCE CNT
 SIGNATURE: Lindi A. Wachli
 DATE: 10/28/2021

Transfiscal Approved
 By: Lori Conrad 5*3461
 Oct 28, 2021

PROJECT: Scott Road at I-215 Interchange Improvements, City of Menifee
 County Project No.: B3-0689, STPLN-5956/2021
 Contract No.: 18-07-002

Contractor: Guy F. Atkinson
 Address: 18201 Von Karman Ste. 800
 City, State, Zip: Irvine, CA 92612

Estimate No. 35 Final
 From: July 26, 2021
 To: August 25, 2021



Item No.	Item Description	Units	Quantity	Unit Price	Original Contract Amount	Change Authorized Quantity	Change Authorized Amount	Total Authorized Quantity	Total Authorized Amount	This Estimate Quantity	This Estimate Amount	Previous Quantity	Previous Amount	Total Estimate To Date Quantity	Total Estimate To Date Amount	% Auth
CCO 25	ADDITIONAL TRANSVERSE REBAR IN DIAPHRAM	FA	0	1.00	0.00	5,067.70	5,067.70	5,067.70	5,067.70	5,067.70	5,067.70	5,067.70	5,067.70	5,067.70	5,067.70	100%
CCO 28	CALTRANS & CITY SAFETY, MAINTENANCE & OPS COMMENTS	FA	0	1.00	0.00	70,000.00	70,000.00	70,000.00	70,000.00	69,702.16	69,702.16	69,702.16	69,702.16	69,702.16	69,702.16	100%
CCO 28	INSTALL GATES	LS	0	1.00	0.00	4,397.57	4,397.57	4,397.57	4,397.57	4,397.57	4,397.57	4,397.57	4,397.57	4,397.57	4,397.57	100%
CCO 29	BRIDGE UTILITY DELAY	LS	0	1.00	0.00	135,170.24	135,170.24	135,170.24	135,170.24	135,170.24	135,170.24	135,170.24	135,170.24	135,170.24	135,170.24	100%
CCO 30	CLAIMS RESOLUTION PCR 5 AND 6	LS	0	1.00	0.00	664,829.76	664,829.76	664,829.76	664,829.76	664,829.76	664,829.76	664,829.76	664,829.76	664,829.76	664,829.76	100%
CCO 31	CHANGES AND EXTRA WORK SETTLEMENT	LS	0	1.00	0.00	152,000.00	152,000.00	152,000.00	152,000.00	152,000.00	152,000.00	152,000.00	152,000.00	152,000.00	152,000.00	100%
PROJECT TOTAL					32,536,611.00	1,867,478.70	34,404,089.70	1,866.88	34,450,861.45							

Made by: Lucas Rethel/Melanie Estes
 Checked by:
 OK Const. Supv. HD

Working Days: 360
 Days Added: 43
 Subtotal: 403
 Days Used: 403
 % Time Elapsed: 100%

TOTAL VALUE OF WORK TO DATE \$34,450,861.45
 LESS RETENTION 0%
 TOTAL DUE TO DATE \$34,450,861.45
 LESS PREVIOUSLY INVOICED 34,268,860.34
 LESS ADMINSTRATIVE DEDUCTIONS - CONCRETE AGGREGATE \$7,048.25 CLASS 2 AGGREGATE BASE COMPLIANCE \$3,592 OIL INDEX ADJUSTMENT \$169,473.73 - PARTIAL RELEASE \$0,774.23
 TOTAL DUE THIS PAYMENT \$1,886.88

This Estimate Approved _____ Date _____ for _____
 Mark Lancaster, Director of Transportation

Received by Accounts Payable _____
 By _____

Quantities on This Estimate Approved _____ Date _____
 Guy F. Atkinson

PROJECT: Scott Road at I215 Interchange Improvements, City of Menifee
 County Project No.: B3-0689, STPLN-5956(262)
 Contract No.: 18-07-002

Contractor: Guy F. Atkinson
 Address: 18201 Von Karman Ste. 800
 City, State, Zip: Irvine, CA 92612

Estimate No. 35 Final
 From: July 26, 2021
 To: August 25, 2021



Item No.	Item Description	Units	Quantity	Unit Price	Original Contract Amount	Change Authorized Quantity	Change Authorized Amount	Total Authorized Quantity	Total Authorized Amount	The Estimate Quantity	The Estimate Amount	Previous Quantity	Previous Amount	Total Estimate To Date Quantity	Total Estimate To Date Amount	% Auth.
1	COURSE OF CONSTRUCTION INSURANCE	LS	1	83,000.00	83,000.00			1.00	83,000.00			1.00	83,000.00	1.00	83,000.00	100%
2	RESIDENT ENGINEERS OFFICE	LS	1	250,000.00	250,000.00			1.00	250,000.00			1.00	250,000.00	1.00	250,000.00	100%
3	MAINTAIN EXISTING ELECTRICAL SYSTEM	LS	1	51,000.00	51,000.00			1.00	51,000.00			1.00	51,000.00	1.00	51,000.00	100%
4	LEAD COMPLIANCE PLAN	LS	1	25,000.00	25,000.00			1.00	25,000.00			1.00	25,000.00	1.00	25,000.00	100%
5	PROGRESS SCHEDULE (CRITICAL PATH METHOD)	LS	1	7,000.00	7,000.00			1.00	7,000.00			1.00	7,000.00	1.00	7,000.00	100%
6	DEVELOP WATER SUPPLY	LS	1	45,000.00	45,000.00			1.00	45,000.00			1.00	45,000.00	1.00	45,000.00	100%
7	CONSTRUCTION AREA SIGNS	LS	1	80,000.00	80,000.00			1.00	80,000.00			1.00	80,000.00	1.00	80,000.00	100%
8	TRAFFIC CONTROL SYSTEM	LS	1	320,000.00	320,000.00			1.00	320,000.00			1.00	320,000.00	1.00	320,000.00	100%
9	TYPE III BARRICADE & CCO 30	EA	110	91.00	10,010.00	-84.00	-7,644.00	26.00	2,366.00	26.00	2,366.00	26.00	2,366.00	26.00	2,366.00	100%
10	TEMPORARY PAVEMENT MARKING (PAINT) & CCO 30	SQFT	4,060	4.50	18,270.00	-748.00	-3,366.00	3,312.00	14,904.00	3,312.00	14,904.00	3,312.00	14,904.00	3,312.00	14,904.00	100%
11	TEMPORARY TRAFFIC STRIPE (PAINT) & CCO 30	LF	130,000	0.40	52,000.00	176,315.00	70,526.00	306,315.00	122,526.00	306,315.00	122,526.00	306,315.00	122,526.00	306,315.00	122,526.00	100%
12	CHANNELIZER (SURFACE MOUNTED) (LEFT IN PLACE)	EA	28	39.00	1,092.00			28.00	1,092.00	28.00	1,092.00	28.00	1,092.00	28.00	1,092.00	100%
13	TRAFFIC PLASTIC DRUM & CCO 17 & CCO 30	EA	660	73.00	48,180.00	-138.00	-10,147.00	521.00	38,033.00	521.00	38,033.00	521.00	38,033.00	521.00	38,033.00	100%
14	TEMPORARY PAVEMENT MARKER	EA	3,770	3.50	13,195.00			3,770.00	13,195.00	3,770.00	13,195.00	3,770.00	13,195.00	3,770.00	13,195.00	100%
15	PORTABLE CHANGEABLE MESSAGE SIGN (EA)	EA	8	4,000.00	32,000.00			8.00	32,000.00	8.00	32,000.00	8.00	32,000.00	8.00	32,000.00	100%
16	TEMPORARY RAILING (TYPE K) & CCO 17, CCO 30	LF	24,300	16.00	388,800.00	-2,980.00	-47,680.00	21,320.00	341,120.00	21,320.00	341,120.00	21,320.00	341,120.00	21,320.00	341,120.00	100%
17	TEMPORARY CRASH CUSHION MODULE CCO 30	EA	170.00	332.00	56,440.00	-30.00	-9,960.00	140.00	46,480.00	140.00	46,480.00	140.00	46,480.00	140.00	46,480.00	100%
18	TEMPORARY CRASH CUSHION & CCO 17, CCO 30	EA	22	4,045.00	88,990.00	-2.00	-8,090.00	20.00	80,900.00	20.00	80,900.00	20.00	80,900.00	20.00	80,900.00	100%
19	TEMPORARY TRAFFIC SCREEN & CCO 30	LF	24,300	3.00	72,900.00	-24,050.00	-72,150.00	250.00	750.00	250.00	750.00	250.00	750.00	250.00	750.00	100%
20	JOB SITE MANAGEMENT	LS	1	160,000.00	160,000.00			1.00	160,000.00	1.00	160,000.00	1.00	160,000.00	1.00	160,000.00	100%
21	PREPARE STORM WATER POLLUTION PREVENTION PLAN	LS	1	8,000.00	8,000.00			1.00	8,000.00	1.00	8,000.00	1.00	8,000.00	1.00	8,000.00	100%
22	STORM WATER ANNUAL REPORT	EA	2	400.00	800.00			2.00	800.00	2.00	800.00	2.00	800.00	2.00	800.00	100%
23	TEMPORARY EROSION CONTROL BLANKET & CCO 30	SOYD	14,500	1.50	21,750.00	-13,400.00	-20,100.00	1,100.00	1,650.00	1,100.00	1,650.00	1,100.00	1,650.00	1,100.00	1,650.00	100%
24	MOVE-IN/REMOVE-OUT (TEMPORARY EROSION CONTROL) & CCO 30	EA	12	450.00	5,400.00	-7.00	-3,150.00	5.00	2,250.00	5.00	2,250.00	5.00	2,250.00	5.00	2,250.00	100%
25	TEMPORARY HYDRAULIC MULCH (BONDED FIBER MATRIX) & CCO 30	SOYD	97,000	1.00	97,000.00	-44,753.00	-44,753.00	52,247.00	52,247.00	52,247.00	52,247.00	52,247.00	52,247.00	52,247.00	52,247.00	100%
26	TEMPORARY COVER & CCO 30	SOYD	33,400	3.25	108,550.00	-33,200.00	-107,900.00	200.00	650.00	200.00	650.00	200.00	650.00	200.00	650.00	100%
27	TEMPORARY CHECK DAM & CCO 30	LF	190	13.00	2,470.00	-122.00	-1,586.00	68.00	884.00	68.00	884.00	68.00	884.00	68.00	884.00	100%
28	TEMPORARY DRAINAGE INLET PROTECTION & CCO 30	EA	70	325.00	22,750.00	-34.00	-11,050.00	36.00	11,700.00	36.00	11,700.00	36.00	11,700.00	36.00	11,700.00	100%

PROJECT: Scott Road at I-15 Interchange Improvements, City of Menifee
County Project No.: B3-0689, STPLN-5956/282
Contract No.: 18-07-002
Contractor: Guy F. Atkinson
Address: 18201 Von Karman Ste. 800
City, State, Zip: Irvine, CA 92612



Estimate No.: 35 Final
From: July 26, 2021
To: August 25, 2021

Item No.	Item Description	Units	Quantity	Unit Price	Original Contract Amount	Change Authorized Quantity	Change Authorized Amount	Total Authorized Quantity	Total Authorized Amount	This Estimate Quantity	This Estimate Amount	Previous Quantity	Previous Amount	Total Estimate To Date Quantity	Total Estimate To Date Amount	% Auth.
29	TEMPORARY FIBER ROLL & CCO 30	LF	38,500	2.50	96,250.00	-38,100.00	-95,250.00	400.00	1,000.00	400.00	400.00	400.00	1,000.00	400.00	1,000.00	100%
30	TEMPORARY SILT FENCE	LF	6,800	2.50	17,000.00			6,800.00	17,000.00			8,850.00	22,125.00	8,850.00	22,125.00	130%
31	TEMPORARY CONSTRUCTION ENTRANCE & CCO 30	EA	17	4,020.00	68,340.00	-5.00	-20,100.00	12.00	48,240.00			12.00	48,240.00	12.00	48,240.00	100%
32	STREET SWEEPING	LS	1	140,000.00	140,000.00			1.00	140,000.00			1.00	140,000.00	1.00	140,000.00	100%
33	TEMPORARY CONCRETE WASHOUT (PORTABLE)	LS	1	100,000.00	100,000.00			1.00	100,000.00			1.00	100,000.00	1.00	100,000.00	100%
34	TEMPORARY FENCE (TYPE ESA) & CCO 30	LF	12,900	3.00	38,700.00	-1,318.00	-3,954.00	11,582.00	34,746.00			11,582.00	34,746.00	11,582.00	34,746.00	100%
35	REMOVE YELLOW PAINTED TRAFFIC STRIPE (HAZARDOUS WASTE) & CCO 30	LF	5,820	1.40	8,148.00	-3,664.00	-5,129.60	2,156.00	3,018.40			2,156.00	3,018.40	2,156.00	3,018.40	100%
36	TREATED WOOD WASTE	LB	29,800	0.45	13,410.00			29,800.00	13,410.00			29,120.00	13,104.00	29,120.00	13,104.00	98%
37	NOISE MONITORING	LS	1	5,000.00	5,000.00			1.00	5,000.00			1.00	5,000.00	1.00	5,000.00	100%
38	REMOVE EXISTING POLE	EA	3	3,000.00	9,000.00			3.00	9,000.00			3.00	9,000.00	3.00	9,000.00	100%
39	CLEARING AND GRUBBING (LS)	LS	1	50,000.00	50,000.00			1.00	50,000.00			1.00	50,000.00	1.00	50,000.00	100%
40	ROADWAY EXCAVATION	CY	102,000	21.00	2,142,000.00			102,000.00	2,142,000.00			102,000.00	2,142,000.00	102,000.00	2,142,000.00	100%
41	STRUCTURE EXCAVATION [FOUNDATION TREATMENT]	CY	1,628	15.00	24,420.00			1,628.00	24,420.00			1,628.00	24,420.00	1,628.00	24,420.00	100%
42	STRUCTURE EXCAVATION (BRIDGE)	CY	613	250.00	153,250.00			613.00	153,250.00			613.00	153,250.00	613.00	153,250.00	100%
43	STRUCTURE EXCAVATION (RETAINING WALL)	CY	11,770	17.00	200,090.00			11,770.00	200,090.00			11,770.00	200,090.00	11,770.00	200,090.00	100%
44	STRUCTURE BACKFILL (BRIDGE)	CY	615	100.00	61,500.00			615.00	61,500.00			615.00	61,500.00	615.00	61,500.00	100%
45	STRUCTURE BACKFILL (RETAINING WALL)	CY	19,490	28.00	545,720.00			19,490.00	545,720.00			19,490.00	545,720.00	19,490.00	545,720.00	100%
46	PERVIOUS BACKFILL MATERIAL (RETAINING WALL)	CY	730	10.00	7,300.00			730.00	7,300.00			730.00	7,300.00	730.00	7,300.00	100%
47	IMPORTED BORROW (CY)	CY	101,000	1.00	101,000.00			101,000.00	101,000.00			101,000.00	101,000.00	101,000.00	101,000.00	100%
48	ROCK BLANKET	SOYD	5,160	108.00	557,280.00			5,160.00	557,280.00			5,160.00	557,280.00	5,160.00	557,280.00	100%
49	IRON SULFATE (LB)	LB	22	2.00	44.00			22.00	44.00			22.00	44.00	22.00	44.00	100%
50	SOIL AMENDMENT	CY	3	20.00	60.00			3.00	60.00			3.00	60.00	3.00	60.00	100%
51	ORGANIC FERTILIZER	LB	22	2.00	44.00			22.00	44.00			22.00	44.00	22.00	44.00	100%
52	PLANT (GROUP K)	EA	44	370.00	16,280.00			44.00	16,280.00			44.00	16,280.00	44.00	16,280.00	100%
53	PLANT ESTABLISHMENT WORK	LS	1	16,250.00	16,250.00			1.00	16,250.00			1.00	16,250.00	1.00	16,250.00	100%
54	WOOD MULCH	CY	3	80.00	240.00			3.00	240.00			3.00	240.00	3.00	240.00	100%
55	CONTROL AND NEUTRAL CONDUCTORS (ARMOR-CLAD)	LS	1	42,000.00	42,000.00			1.00	42,000.00			1.00	42,000.00	1.00	42,000.00	100%
56	1 1/2" REMOTE CONTROL VALVE	EA	10	500.00	5,000.00			10.00	5,000.00			12.00	6,000.00	12.00	6,000.00	120%

PROJECT: Scott Road at I215 Interchange Improvements, City of Menifee
 County Project No.: B3-0689, STPLN-5656(262)
 Contract No.: 18-07-002

Contractor: Guy F. Atkinson
 Address: 18201 Von Karman St, 800
 City, State, Zip: Irvine, CA 92612

Estimate No. 35 Final
 From: July 26, 2021
 To: August 25, 2021



Item No.	Item Description	Units	Quantity	Unit Price	Original Contract Amount	Change Authorized Quantity	Change Authorized Amount	Total Authorized Quantity	Total Authorized Amount	This Estimate Quantity	This Estimate Amount	Previous Quantity	Previous Amount	Total Estimate To Date Quantity	Total Estimate To Date Amount	% Auth.
57	16-18 STATION IRRIGATION CONTROLLER (WALL MOUNTED)	EA	2	17,500.00	35,000.00			2.00	35,000.00			2.00	35,000.00	2.00	35,000.00	100%
58	2" COPPER PIPE (SUPPLY LINE)	LF	30	155.00	4,650.00			30.00	4,650.00			30.00	4,650.00	30.00	4,650.00	100%
59	1/2" DRIP IRRIGATION TUBING	LF	6,534	2.00	13,068.00			6,534.00	13,068.00			6,534.00	13,068.00	6,534.00	13,068.00	100%
60	IRRIGATION CONTROLLER ENCLOSURE CABINET	EA	2	7,200.00	14,400.00			2.00	14,400.00			2.00	14,400.00	2.00	14,400.00	100%
61	1" BACKFLOW PREVENTER ASSEMBLY	EA	2	1,650.00	3,300.00			2.00	3,300.00			2.00	3,300.00	2.00	3,300.00	100%
62	BACKFLOW PREVENTER ENCLOSURE	EA	2	1,725.00	3,450.00			2.00	3,450.00			2.00	3,450.00	2.00	3,450.00	100%
63	FLOW SENSOR	EA	2	1,100.00	2,200.00			2.00	2,200.00			2.00	2,200.00	2.00	2,200.00	100%
64	TREE WELL SPRINKLER ASSEMBLY	EA	90	60.00	5,400.00			90.00	5,400.00			90.00	5,400.00	90.00	5,400.00	100%
65	RISER SPRINKLER ASSEMBLY	EA	34	90.00	3,060.00			34.00	3,060.00			34.00	3,060.00	34.00	3,060.00	100%
66	DRIP VALVE ASSEMBLY	EA	4	685.00	2,740.00			4.00	2,740.00			4.00	2,740.00	4.00	2,740.00	100%
67	2" GATE VALVE	EA	5	350.00	1,750.00			5.00	1,750.00			5.00	1,750.00	5.00	1,750.00	100%
68	3/4" PLASTIC PIPE (SCHEDULE 40) (SUPPLY LINE)	LF	2,455	4.00	9,820.00			2,455.00	9,820.00			2,455.00	9,820.00	2,455.00	9,820.00	100%
69	1" PLASTIC PIPE (SCHEDULE 40) (SUPPLY LINE)	LF	4,700	3.50	16,450.00			4,700.00	16,450.00			4,700.00	16,450.00	4,700.00	16,450.00	100%
70	1/2" PLASTIC PIPE (SCHEDULE 40) (SUPPLY LINE)	LF	500	3.50	1,750.00			500.00	1,750.00			500.00	1,750.00	500.00	1,750.00	100%
71	2" PLASTIC PIPE (CLASS 315) (SUPPLY LINE)	LF	6,550	5.50	36,025.00			6,550.00	36,025.00			6,550.00	36,025.00	6,550.00	36,025.00	100%
72	PRESSURE REGULATING VALVE	EA	2	600.00	1,200.00			2.00	1,200.00			2.00	1,200.00	2.00	1,200.00	100%
73	BALL VALVE	EA	35	400.00	14,000.00			35.00	14,000.00			35.00	14,000.00	35.00	14,000.00	100%
74	10" CORRUGATED STEEL PIPE CONDUIT (.064 THICK)	LF	250	70.00	17,500.00			250.00	17,500.00			246.00	17,220.00	246.00	17,220.00	98%
75	10" WELDED STEEL PIPE CONDUIT	LF	58	100.00	5,800.00			58.00	5,800.00			58.00	5,800.00	58.00	5,800.00	100%



PROJECT: Scott Road at I-215 Interchange Improvements, City of Menifee
 County Project No.: BL-0689, STPLN-5956/282
 Contract No.: 18-07-002
 Contractor: Guy F. Atkinson
 Address: 19201 Von Karman Ste. 800
 City, State, Zip: Irvine, CA 92612
 Estimate No. 315 Final
 From: July 26, 2021
 To: August 25, 2021

Item No.	Item Description	Units	Quantity	Unit Price	Original Contract Amount	Change Authorized Quantity	Change Authorized Amount	Total Authorized Quantity	Total Authorized Amount	This Estimate Quantity	This Estimate Amount	Previous Quantity	Total Estimate To Date Quantity	Total Estimate To Date Amount	% Ach.
76	MOVE-IN/MOVE-OUT (EROSION CONTROL)	EA	6	430.00	2,580.00	6.00	2,580.00	6.00	2,580.00	8.00	8.00	8.00	8.00	3,440.00	133%
77	ROLLED EROSION CONTROL PRODUCT (NETTING)	SOFT	89,000	0.50	44,500.00	89,000.00	44,500.00	89,000.00	44,500.00	89,000.00	89,000.00	89,000.00	89,000.00	44,500.00	100%
78	ROLLED EROSION CONTROL PRODUCT (BLANKET)	SOFT	210	11.00	2,310.00	210.00	2,310.00	210.00	2,310.00	210.00	210.00	210.00	210.00	2,310.00	100%
79	ROLLED EROSION CONTROL PRODUCT (TRM)	SOFT	210	7.00	1,470.00	210.00	1,470.00	210.00	1,470.00	210.00	210.00	210.00	210.00	1,470.00	100%
80	HYDROMULCH	SOFT	877,000	0.04	35,080.00	877,000.00	35,080.00	877,000.00	35,080.00	980,578.00	980,578.00	980,578.00	980,578.00	39,223.72	112%
81	FIBER ROLLS	LF	44,322	2.50	110,755.00	44,322.00	110,755.00	44,322.00	110,755.00	45,817.00	45,817.00	45,817.00	45,817.00	114,542.50	103%
82	HYDROSEED	SOFT	966,000	0.05	48,300.00	966,000.00	48,300.00	966,000.00	48,300.00	1,069,578.00	1,069,578.00	1,069,578.00	1,069,578.00	53,478.90	111%
83	COMPOST	SOFT	966,000	0.20	193,200.00	966,000.00	193,200.00	966,000.00	193,200.00	966,000.00	966,000.00	966,000.00	966,000.00	93,200.00	100%
84	INCORPORATE MATERIALS	SOFT	966,000	0.04	38,640.00	966,000.00	38,640.00	966,000.00	38,640.00	966,000.00	966,000.00	966,000.00	966,000.00	38,640.00	100%
85	CLASS 2 AGGREGATE SUBBASE & CCO 13	CY	11,100	55.00	610,500.00	-8,034,781.8	-441,913.00	3,065,218.2	169,587.00	3,000.00	3,000.00	3,000.00	3,000.00	65,000.00	98%
86	CLASS 2 AGGREGATE BASE (CY) & CCO 13, CCO 17	CY	3,500	45.00	607,500.00	2,388.00	107,460.00	15,888.00	714,960.00	15,695.70	15,695.70	15,695.70	15,695.70	706,306.50	99%
87	LEAN CONCRETE BASE & CCO 13, CCO 30	CY	7,980	150.00	1,197,000.00	-5,937,753.00	-890,663.00	2,052,246.7	307,837.00	2,052.30	2,052.30	2,052.30	2,052.30	307,845.00	100%
87A	LEAN CONCRETE BASE RAPID SETTING & CCO 30	CY	280	350.00	98,000.00	-23.50	-8,225.00	256.50	89,775.00	256.50	256.50	256.50	256.50	89,775.00	100%
88	ASPHALTIC EMULSION (FOG SEAL COAT)	TON	0.5	5,000.00	2,500.00	0.50	2,525.00	0.50	2,525.00	0.54	0.54	0.54	0.54	2,727.00	108%
89	PRIME COAT & CCO 30	TON	30	1,200.00	36,000.00	-30.00	-36,000.00	30.00	36,000.00	38,993.25	38,993.25	38,993.25	38,993.25	3,470,399.25	101%
90	HOT MIX ASPHALT (TYPE A) & CCO 13, CCO 17, CCO 30	TON	34,600	89.00	3,079,400.00	3,989.37	355,053.93	38,589.37	3,434,453.93	38,993.25	38,993.25	38,993.25	38,993.25	3,470,399.25	101%
91	RUBBERIZED HOT MIX ASPHALT (GAP GRADED) & CCO 30	TON	130	155.00	20,150.00	-130.00	-20,150.00	1.00	11,000.00	1.00	1.00	1.00	1.00	11,000.00	100%
92	DATA CORE	LS	1	11,000.00	11,000.00	1.00	11,000.00	1.00	11,000.00	1.00	1.00	1.00	1.00	11,000.00	100%
93	PLACE HOT MIX ASPHALT DIKE (TYPE A)	LF	990	6.00	5,940.00	990.00	5,940.00	990.00	5,940.00	990.00	990.00	990.00	990.00	5,940.00	100%
94	PLACE HOT MIX ASPHALT DIKE (TYPE C)	LF	130	6.00	780.00	130.00	780.00	130.00	780.00	130.00	130.00	130.00	130.00	780.00	100%
95	PLACE HOT MIX ASPHALT DIKE (TYPE D)	LF	480	6.00	2,880.00	480.00	2,880.00	480.00	2,880.00	480.00	480.00	480.00	480.00	2,880.00	100%
96	PLACE HOT MIX ASPHALT DIKE (TYPE E)	LF	140	6.00	840.00	140.00	840.00	140.00	840.00	104.00	104.00	104.00	104.00	624.00	74%
97	PLACE HOT MIX ASPHALT DIKE (TYPE F)	LF	180	6.00	1,080.00	180.00	1,080.00	180.00	1,080.00	144.00	144.00	144.00	144.00	864.00	80%
98	TACK COAT & CCO 30	TON	66	910.00	60,060.00	-39.98	-36,381.80	26.02	23,678.20	41.57	41.57	41.57	41.57	37,828.70	160%
99	REMOVE ASPHALT CONCRETE DIKE	LF	12,200	2.00	24,400.00	12,200.00	24,400.00	12,200.00	24,400.00	12,105.00	12,105.00	12,105.00	12,105.00	24,210.00	99%
100	COLD PLANE ASPHALT CONCRETE PAVEMENT	SQYD	79,200	2.50	198,000.00	79,200.00	198,000.00	79,200.00	198,000.00	86,981.00	86,981.00	86,981.00	86,981.00	217,452.50	110%
101	REMOVE BASE AND SURFACING	CY	8,700	10.00	87,000.00	8,700.00	87,000.00	8,700.00	87,000.00	8,700.00	8,700.00	8,700.00	8,700.00	87,000.00	100%
102	JOINED PLAIN CONCRETE PAVEMENT & CCO 13, CCO 30	CY	15,700	212.00	3,328,400.00	1,612.40	341,828.80	17,312.40	3,670,228.80	17,312.40	17,312.40	17,312.40	17,312.40	3,670,228.80	100%
102A	CONCRETE (RAPID SETTING) & CCO 30	CY	560	310.00	173,600.00	-157.40	-48,794.00	402.60	124,806.00	402.60	402.60	402.60	402.60	124,806.00	100%

PROJECT: Scott Road at I-15 Interchange Improvements, City of Menifee
 County Project No. B3-0689, STPLN-5958(262)
 Contract No.: 18-07-002

Contractor: Guy F. Atkinson
 Address: 18201 Von Karman Ste. 800
 City, State, Zip: Irvine, CA 92612

Estimate No. 315 Final
 From: July 28, 2021
 To: August 25, 2021



Item No.	Units	Item Description	Quantity	Unit Price	Original Contract Amount	Change Authorized Quantity	Change Authorized Amount	Total Authorized Quantity	Total Authorized Amount	This Estimate Quantity	This Estimate Amount	Previous Quantity	Previous Amount	Total Estimate To Date Quantity	Total Estimate To Date Amount	% Auth.
103		ITEM DELETED PER ADDENDUM 2	0	0.00	0.00											
104	LF	JOINT SEAL (PREFORMED COMPRESSION) & CCO 30	66,100	4.50	297,450.00	-24,662.00	-110,979.00	41,438.00	186,471.00	43,393.00	186,471.00	43,393.00	186,471.00	43,393.00	186,471.00	105%
105	LF	ISOLATION JOINT SEAL (SILICONE) & CCO 30	1,510	12.00	18,120.00	368.00	4,416.00	1,878.00	22,536.00	1,878.00	22,536.00	1,878.00	22,536.00	1,878.00	22,536.00	100%
106	LF	24" CAST-IN-DRILLED-HOLE CONCRETE PILING	2,330	90.00	209,700.00			2,330.00	209,700.00	2,324.80	209,700.00	2,324.80	209,700.00	2,324.80	209,700.00	100%
107	LF	60" CAST-IN-DRILLED-HOLE CONCRETE PILE (SIGN FOUNDATION)	52	670.00	34,840.00			52.00	34,840.00	52.00	34,840.00	52.00	34,840.00	52.00	34,840.00	100%
108	LS	PRESTRESSING CAST-IN-PLACE CONCRETE	1	230,000.00	230,000.00			1.00	230,000.00	1.00	230,000.00	1.00	230,000.00	1.00	230,000.00	100%
109	CY	STRUCTURAL CONCRETE, BRIDGE FOOTING	389	285.00	110,865.00			389.00	110,865.00	389.00	110,865.00	389.00	110,865.00	389.00	110,865.00	100%
110	CY	STRUCTURAL CONCRETE, BRIDGE & CCO 10	1,916	910.00	1,743,560.00	22.00	20,020.00	1,938.00	1,763,580.00	1,938.00	1,763,580.00	1,938.00	1,763,580.00	1,938.00	1,763,580.00	100%
111	CY	STRUCTURAL CONCRETE, BRIDGE (POLYMER FIBER)	890	515.00	458,350.00			890.00	458,350.00	890.00	458,350.00	890.00	458,350.00	890.00	458,350.00	100%
112	CY	STRUCTURAL CONCRETE, RETAINING WALL	6,220	296.00	1,841,120.00			6,220.00	1,841,120.00	6,220.00	1,841,120.00	6,220.00	1,841,120.00	6,220.00	1,841,120.00	100%
113	CY	STRUCTURAL CONCRETE, APPROACH SJAB (TYPE N)	271	585.00	158,535.00			271.00	158,535.00	271.00	158,535.00	271.00	158,535.00	271.00	158,535.00	100%
114	CY	STRUCTURAL CONCRETE, BOX CULVERT	647	410.00	265,270.00			647.00	265,270.00	647.00	265,270.00	647.00	265,270.00	647.00	265,270.00	100%
115	CY	STRUCTURAL CONCRETE, HEADWALL	152	1,365.00	207,480.00			152.00	207,480.00	152.00	207,480.00	152.00	207,480.00	152.00	207,480.00	100%
116	CY	STRUCTURAL CONCRETE, DRAINAGE INLET	117	1,720.00	201,240.00			117.00	201,240.00	117.00	201,240.00	117.00	201,240.00	117.00	201,240.00	100%
117	CY	MINOR CONCRETE (MINOR STRUCTURE) & CCO 12	2,130	142.00	302,460.00	10.00	1,420.00	2,230.00	316,660.00	2,230.00	316,660.00	2,230.00	316,660.00	2,230.00	316,660.00	100%
118	SQFT	ARCHITECTURAL TREATMENT	1,691	43.00	72,713.00			1,691.00	72,713.00	1,691.00	72,713.00	1,691.00	72,713.00	1,691.00	72,713.00	100%
119	SQFT	FRACTURED RIB TEXTURE	28,200	8.00	225,600.00			28,200.00	225,600.00	28,200.00	225,600.00	28,200.00	225,600.00	28,200.00	225,600.00	100%
120	LF	JOINT SEAL-ASSEMBLY (VR 2-1/2")	180	260.00	46,800.00			180.00	46,800.00	180.00	46,800.00	180.00	46,800.00	180.00	46,800.00	100%
121	LB	BAR REINFORCING STEEL	142,891	2.00	285,782.00			142,891.00	285,782.00	142,891.00	285,782.00	142,891.00	285,782.00	142,891.00	285,782.00	100%
122	LB	BAR REINFORCING STEEL (BRIDGE)	696,603	1.00	696,603.00			696,603.00	696,603.00	696,603.00	696,603.00	696,603.00	696,603.00	696,603.00	696,603.00	100%
123	LB	BAR REINFORCING STEEL (RETAINING WALL)	737,000	1.00	737,000.00			737,000.00	737,000.00	737,000.00	737,000.00	737,000.00	737,000.00	737,000.00	737,000.00	100%
124	LB	FURNISH SIGN STRUCTURE (TRUSS)	58,410	4.00	233,640.00			58,410.00	233,640.00	58,410.00	233,640.00	58,410.00	233,640.00	58,410.00	233,640.00	100%
125	LB	INSTALL SIGN STRUCTURE (TRUSS)	58,410	0.20	11,682.00			58,410.00	11,682.00	58,410.00	11,682.00	58,410.00	11,682.00	58,410.00	11,682.00	100%
126	SQFT	FURNISH LAMINATED PANEL SIGN (1" TYPE A) [FOR RETROREFLECTIVE SHEETING (TYPE XI)]	400	24.00	9,600.00			400.00	9,600.00	400.00	9,600.00	400.00	9,600.00	400.00	9,600.00	100%
127	SQFT	FURNISH SINGLE SHEET ALUMINUM SIGN (0.063" UNFRAMED) [FOR RETROREFLECTIVE SHEETING (TYPE XII)]	320	8.00	2,560.00			320.00	2,560.00	320.00	2,560.00	320.00	2,560.00	320.00	2,560.00	83%
128	SQFT	FURNISH SINGLE SHEET ALUMINUM SIGN (0.080" UNFRAMED) [FOR RETROREFLECTIVE SHEETING (TYPE XI)]	330	9.00	2,970.00			330.00	2,970.00	408.00	408.00	408.00	408.00	408.00	3,672.00	124%
129	SQFT	FURNISH SINGLE SHEET ALUMINUM SIGN (0.063" UNFRAMED) [FOR RETROREFLECTIVE SHEETING (TYPE XII)]	360	17.00	6,120.00			360.00	6,120.00	381.40	6,120.00	381.40	6,120.00	381.40	6,483.80	106%

PROJECT: Scott Road at I215 Interchange Improvements, City of Menifee
 County Project No.: B3-0689, STPLN-5956/282
 Contract No.: 16-07-002



Contractor: Guy F. Atkinson
 Address: 18201 Von Karman Ste. 800
 City, State, Zip: Irvine, CA 92612

Estimate No.: 35 Final
 From: July 26, 2021
 To: August 25, 2021

Item No.	Item Description	Units	Quantity	Unit Price	Original Contract Amount	Change Authorized Quantity	Change Authorized Amount	Total Authorized Quantity	Total Authorized Amount	This Estimate Quantity	This Estimate Amount	Previous Quantity	Total Estimate To Date Quantity	Total Estimate To Date Amount	% Auth.
130	REMOVE SIGN STRUCTURE (EA)	EA	1	8,000.00	8,000.00			1.00	8,000.00	1.00			1.00	8,000.00	100%
131	RETROREFLECTIVE SHEETING (TYPE XI)	SQFT	1,400	5.00	7,000.00			1,400.00	7,000.00	1,055.40		1,055.40	1,055.40	5,277.00	75%
132	REMOVE ASPHALT CONCRETE SURFACING & CCO 30	SQFT	470	8.00	3,760.00	411.30	3,290.40	881.30	7,050.40	881.30		881.30	881.30	7,050.40	100%
133	BRIDGE REMOVAL	LS	1	185,000.00	185,000.00			1.00	185,000.00	1.00			1.00	185,000.00	100%
134	18" ALTERNATIVE PIPE CULVERT	LF	280	74.00	20,720.00			280.00	20,720.00	270.70		270.70	270.70	20,031.80	97%
135	24" ALTERNATIVE PIPE CULVERT	LF	3,230	67.00	216,410.00			3,230.00	216,410.00	3,221.00		3,221.00	3,221.00	215,807.00	100%
136	36" ALTERNATIVE PIPE CULVERT	LF	150	101.00	15,150.00			150.00	15,150.00	149.70		149.70	149.70	15,119.70	100%
137	18" REINFORCED CONCRETE PIPE & CCO 30	LF	450	108.00	48,600.00	-86.15	-9,304.20	363.85	39,295.80	363.85		363.85	363.85	39,295.80	100%
138	24" REINFORCED CONCRETE PIPE	LF	34	186.00	6,324.00			34.00	6,324.00	34.00		34.00	34.00	6,324.00	100%
139	36" REINFORCED CONCRETE PIPE	LF	4	115.00	460.00			4.00	460.00	4.00		4.00	4.00	460.00	100%
140	24" CORRUGATED STEEL PIPE (.079" THICK)	LF	17	118.00	2,006.00			17.00	2,006.00	17.00		17.00	17.00	2,006.00	100%
141	36" CORRUGATED STEEL PIPE (.079" THICK)	LF	9	60.00	540.00			9.00	540.00	8.50		8.50	8.50	510.00	94%
142	48" CORRUGATED STEEL PIPE (.079" THICK)	LF	3.0	235.00	705.00			3.00	705.00	3.00		3.00	3.00	705.00	100%
143	66" CORRUGATED STEEL PIPE (.109" THICK)	LF	14	204.00	2,856.00			14.00	2,856.00	12.00		12.00	12.00	2,448.00	86%
144	18" CORRUGATED STEEL PIPE DOWNDRAIN (.079" THICK)	LF	350	83.00	29,050.00			350.00	29,050.00	350.00		350.00	350.00	29,050.00	100%
145	24" WELDED STEEL PIPE CASING (BRIDGE)	LF	78	250.00	19,500.00			78.00	19,500.00	78.00		78.00	78.00	19,500.00	100%
146	REMOVE FLARED END SECTION	EA	3	520.00	1,560.00			3.00	1,560.00	3.00		3.00	3.00	1,560.00	100%
147	18" ALTERNATIVE FLARED END SECTION	EA	6	820.00	4,920.00			6.00	4,920.00	6.00		6.00	6.00	4,920.00	100%
148	24" ALTERNATIVE FLARED END SECTION	EA	8	875.00	7,000.00			8.00	7,000.00	8.00		8.00	8.00	7,000.00	100%
149	ABANDON CULVERT (LF) & CCO 30	LF	420	31.00	13,020.00	-154.90	-4,801.90	265.10	8,218.10	265.10		265.10	265.10	8,218.10	100%
150	REMOVE CULVERT (LF)	LF	480	38.00	18,240.00			480.00	18,240.00	480.00		480.00	480.00	18,240.00	100%
151	REMOVE INLET	EA	8	542.00	4,336.00			8.00	4,336.00	8.00		8.00	8.00	4,336.00	100%
152	REMOVE HEADWALL	EA	9	1,945.00	17,505.00			9.00	17,505.00	9.00		9.00	9.00	17,505.00	100%
153	CAP INLET	EA	1	1,745.00	1,745.00			1.00	1,745.00	1.00		1.00	1.00	1,745.00	100%
154	SAND BACKFILL	CY	32	120.00	3,840.00			32.00	3,840.00	32.00		32.00	32.00	3,840.00	100%
155	ROCK SLOPE PROTECTION (LIGHT, METHOD B) (CY)	CY	117.0	80.00	9,360.00			117.00	9,360.00	117.00		117.00	117.00	9,360.00	100%
156	ROCK SLOPE PROTECTION (NO. 2, METHOD B) (CY)	CY	97	260.00	25,220.00			97.00	25,220.00	97.00		97.00	97.00	25,220.00	100%
157	CONCRETE (CONCRETE APRON)	CY	4	883.00	3,532.00			4.00	3,532.00	4.00		4.00	4.00	3,532.00	100%
158	SLOPE PAVING (CONCRETE)	CY	75	662.00	49,650.00			75.00	49,650.00	75.00		75.00	75.00	49,650.00	100%



Contractor: Guy F. Atkinson
Address: 18201 Von Karman Ste. 800
City, State, Zip: Irvine, CA 92612

PROJECT: Scott Road at I215 Interchange Improvements, City of Menifee
County Project No.: B3-0689, STPLN-5956(262)
Contract No.: 18-07-002

Item No.	Item Description	Units	Quantity	Unit Price	Original Contract Amount	Change Authorized Quantity	Change Authorized Amount	Total Authorized Quantity	Total Authorized Amount	This Estimate Quantity	This Estimate Amount	Previous Quantity	Previous Amount	Total Estimate To Date Quantity	Total Estimate To Date Amount	% Auth.
159	ROCK SLOPE PROTECTION FABRIC (CLASS 8)	SQYD	490	2.50	1,225.00			490.00	1,225.00	490.00	490.00	490.00	1,225.00	490.00	1,225.00	100%
160	MINOR CONCRETE (CURB) (CY)	CY	140	455.00	63,700.00			140.00	63,700.00	142.75	64,953.07	142.75	64,953.07	142.75	64,953.07	102%
161	MINOR CONCRETE (GUTTER) (CY)	CY	54	695.00	37,530.00			54.00	37,530.00	54.70	38,016.50	54.70	38,016.50	54.70	38,016.50	101%
162	MINOR CONCRETE (CURB AND GUTTER) & CCO 30	CY	360	325.00	117,000.00	-15.30	-4,972.50	344.70	112,027.50	344.70	112,027.50	344.70	112,027.50	344.70	112,027.50	100%
163	MINOR CONCRETE (SIDEWALK)	CY	190	294.00	55,860.00			190.00	55,860.00	192.84	56,694.96	192.84	56,694.96	192.84	56,694.96	101%
164	MINOR CONCRETE (TEXTURED PAVING)	CY	62	405.00	25,110.00			62.00	25,110.00	62.00	25,110.00	62.00	25,110.00	62.00	25,110.00	100%
165	MINOR CONCRETE (CURB RAMP)	CY	17	2,615.00	44,455.00			17.00	44,455.00	17.00	44,455.00	17.00	44,455.00	17.00	44,455.00	100%
166	REMOVE CONCRETE SIDEWALK (SQYD) & CCO 30	SQYD	580	15.00	8,700.00	142.00	2,130.00	722.00	10,830.00	722.00	10,830.00	722.00	10,830.00	722.00	10,830.00	100%
167	REMOVE CONCRETE (CURB AND GUTTER) & CCO 30	LF	380	6.00	2,340.00	453.00	2,718.00	843.00	5,058.00	843.00	5,058.00	843.00	5,058.00	843.00	5,058.00	100%
168	MISCELLANEOUS IRON AND STEEL	LB	29,311	2.00	58,622.00			29,311.00	58,622.00	29,311.00	58,622.00	29,311.00	58,622.00	29,311.00	58,622.00	100%
169	MISCELLANEOUS METAL (BRIDGE)	LB	1,331	11.00	14,641.00			1,331.00	14,641.00	1,331.00	14,641.00	1,331.00	14,641.00	1,331.00	14,641.00	100%
170	SIGNAL AND LIGHTING (CITY STREET -LOCATION 1)	LS	1	275,000.00	275,000.00			1.00	275,000.00	1.00	275,000.00	1.00	275,000.00	1.00	275,000.00	100%
171	SIGNAL AND LIGHTING (CITY STREET -LOCATION 2)	LS	1	311,000.00	311,000.00			1.00	311,000.00	1.00	311,000.00	1.00	311,000.00	1.00	311,000.00	100%
172	SIGNAL AND LIGHTING (CITY STREET -LOCATION 3)	LS	1	20,000.00	20,000.00			1.00	20,000.00	1.00	20,000.00	1.00	20,000.00	1.00	20,000.00	100%
173	PAINTING (CITY STREET)	LS	1	200,000.00	200,000.00			1.00	200,000.00	1.00	200,000.00	1.00	200,000.00	1.00	200,000.00	100%
174	ANTI-GRAFFITI COATING	SQFT	41,600	2.00	83,200.00			41,600.00	83,200.00	41,600.00	83,200.00	41,600.00	83,200.00	41,600.00	83,200.00	100%
175	CHAIN LINK FENCE (TYPE C-6)	LF	3,710	20.00	74,200.00			3,710.00	74,200.00	3,710.00	74,200.00	3,710.00	74,200.00	3,710.00	74,200.00	100%
176	REMOVE FENCE (TYPE BW)	LF	1,120	10.00	11,200.00			1,120.00	11,200.00	1,120.00	11,200.00	1,120.00	11,200.00	1,120.00	11,200.00	98%
177	REMOVE CHAIN LINK FENCE & CCO 30	LF	2,690	15.00	40,350.00	-250.00	-4,350.00	2,400.00	36,000.00	2,400.00	36,000.00	2,400.00	36,000.00	2,400.00	36,000.00	100%
178	REMOVE PAVEMENT MARKER	EA	8,080	0.80	6,464.00			8,080.00	6,464.00	7,589.00	6,071.20	7,589.00	6,071.20	7,589.00	6,071.20	94%
179	DELINEATOR (CLASS 1) & CCO 28	EA	170	24.00	4,080.00	35.00	840.00	205.00	4,920.00	205.00	4,920.00	205.00	4,920.00	205.00	4,920.00	100%
180	TEMPORARY DELINEATOR (CLASS 1)	EA	29	39.00	1,131.00			29.00	1,131.00	22.00	858.00	22.00	858.00	22.00	858.00	76%
181	REMOVE SIGN	EA	86	74.00	6,364.00			86.00	6,364.00	81.00	5,994.00	81.00	5,994.00	81.00	5,994.00	94%
182	RELOCATE ROADSIDE SIGN	EA	1	245.00	245.00			1.00	245.00	1.00	245.00	1.00	245.00	1.00	245.00	100%
183	FURNISH SINGLE SHEET ALUMINUM SIGN (0.063" UNFRAMED) & CCO 28	SQFT	630	11.00	6,930.00	230.00	2,530.00	860.00	9,460.00	876.90	9,645.90	876.90	9,645.90	876.90	9,645.90	102%
184	FURNISH SINGLE SHEET ALUMINUM SIGN (0.080" UNFRAMED)	SQFT	96	12.00	1,152.00			96.00	1,152.00	108.00	1,296.00	108.00	1,296.00	108.00	1,296.00	113%
185	FURNISH SINGLE SHEET ALUMINUM SIGN (0.063" FRAMED)	SQFT	120	19.00	2,280.00			120.00	2,280.00	115.00	2,185.00	115.00	2,185.00	115.00	2,185.00	96%
186	ROADSIDE SIGN - ONE POST & CCO 30	EA	130	310.00	40,300.00	-6.00	-1,860.00	124.00	38,440.00	124.00	38,440.00	124.00	38,440.00	124.00	38,440.00	100%

PROJECT: Scott Road at I-215 Interchange Improvements, City of Menifee
 County Project No.: B3-0688, STPLN-5956/262
 Contract No.: 18-07-002

Contractor: Guy F. Atkinson
 Address: 18201 Von Karman Ste. 800
 City, State, Zip: Irvine, CA 92612

Estimate No. 35 Final
 From: July 26, 2021
 To: August 25, 2021



Item No.	Item Description	Units	Quantity	Unit Price	Original Contract Amount	Change Authorized Quantity	Change Authorized Amount	Total Authorized Quantity	Total Authorized Amount	This Estimate Quantity	This Estimate Amount	Previous Quantity	Previous Amount	Total Estimate To Date Quantity	Total Estimate To Date Amount	% Auth.
187	ROADSIDE SIGN - TWO POST & CCO 30	EA	6	1,130.00	6,780.00	5.00	5,650.00	11.00	12,430.00	11.00	12,430.00	11.00	12,430.00	11.00	12,430.00	100%
188	INSTALL SIGN (STRAP AND SADDLE BRACKET METHOD)	EA	40	135.00	5,400.00			40.00	5,400.00	42.00	5,670.00	42.00	5,670.00	42.00	5,670.00	105%
189	INSTALL SIGN PANEL ON EXISTING FRAME	SOFT	64	16.00	1,024.00			64.00	1,024.00	64.00	1,024.00	64.00	1,024.00	64.00	1,024.00	100%
190	MIDWEST GUARDRAIL SYSTEM	LF	2,880	30.00	86,400.00			2,880.00	86,400.00	3,081.00	92,430.00	3,081.00	92,430.00	3,081.00	92,430.00	107%
191	VEGETATION CONTROL (MINOR CONCRETE)	SOYD	1,740	72.00	125,280.00			1,740.00	125,280.00	1,872.50	134,820.00	1,872.50	134,820.00	1,872.50	134,820.00	108%
192	METAL RAILING (BRIDGE)	LF	780	250.00	195,000.00			780.00	195,000.00	780.00	195,000.00	780.00	195,000.00	780.00	195,000.00	100%
193	DOUBLE MIDWEST GUARDRAIL SYSTEM (WOOD POST) & CCO 30	LF	1,740	1,750.00	3,045.00	-1.00	-1,750.00	1,740.00	1,295.00	1,740.00	1,295.00	1,740.00	1,295.00	1,740.00	1,295.00	N/A
194	CABLE RAILING	LF	1,740	50.00	87,000.00			1,740.00	87,000.00	1,774.00	88,700.00	1,774.00	88,700.00	1,774.00	88,700.00	102%
195	TRANSITION RAILING (TYPE WB-3)	EA	7	3,600.00	25,200.00			7.00	25,200.00	7.00	25,200.00	7.00	25,200.00	7.00	25,200.00	100%
196	END ANCHOR ASSEMBLY (TYPE SFT)	EA	8	1,025.00	8,200.00			8.00	8,200.00	8.00	8,200.00	8.00	8,200.00	8.00	8,200.00	100%
197	ALTERNATIVE IN-LINE TERMINAL SYSTEM & CCO 30	EA	4	3,900.00	15,600.00	7.00	27,300.00	11.00	42,900.00	11.00	42,900.00	11.00	42,900.00	11.00	42,900.00	100%
198	ALTERNATIVE FLARED TERMINAL SYSTEM & CCO 30	EA	8	3,000.00	24,000.00	-7.00	-21,000.00	1.00	3,000.00	1.00	3,000.00	1.00	3,000.00	1.00	3,000.00	100%
199	CONCRETE BARRIER (TYPE 60C) & CCO 30	LF	89	245.00	21,805.00	36.00	8,620.00	125.00	30,425.00	125.00	30,625.00	125.00	30,625.00	125.00	30,625.00	100%
200	CONCRETE BARRIER (TYPE 80GE)	LF	200	290.00	58,000.00			200.00	58,000.00	194.00	56,280.00	194.00	56,280.00	194.00	56,280.00	97%
201	CONCRETE BARRIER (TYPE 736SW MOD)	LF	377	270.00	101,790.00			377.00	101,790.00	377.00	101,790.00	377.00	101,790.00	377.00	101,790.00	100%
202	CONCRETE BARRIER (TYPE 736A)	LF	1,656	106.00	175,536.00			1,656.00	175,536.00	1,656.00	175,536.00	1,656.00	175,536.00	1,656.00	175,536.00	100%
203	CONCRETE BARRIER (TYPE 736 MODIFIED)	LF	377	150.00	56,550.00			377.00	56,550.00	377.00	56,550.00	377.00	56,550.00	377.00	56,550.00	100%
204	CONCRETE BARRIER (TYPE 736B)	LF	926	170.00	157,420.00			926.00	157,420.00	926.00	157,420.00	926.00	157,420.00	926.00	157,420.00	100%
205	REMOVE GUARDRAIL	LF	1,880	7.00	13,160.00			1,880.00	13,160.00	1,836.00	12,852.00	1,836.00	12,852.00	1,836.00	12,852.00	98%
206	REMOVE CONCRETE BARRIER	LF	300	20.00	6,000.00			300.00	6,000.00	307.00	6,140.00	307.00	6,140.00	307.00	6,140.00	102%
207	THERMOPLASTIC PAVEMENT MARKING (ENHANCED WET NIGHT VISIBILITY) & CCO 30	SOFT	9,840	3.50	34,440.00	-370.00	-1,295.00	9,470.00	33,145.00	9,470.00	33,145.00	9,470.00	33,145.00	9,470.00	33,145.00	100%
208	PAINT TRAFFIC STRIPE (2-COAT) & CCO 30	LF	80,500	0.30	24,150.00	36,165.00	10,849.50	116,665.00	34,999.50	118,323.00	35,496.90	118,323.00	35,496.90	118,323.00	35,496.90	101%
209	4" THERMOPLASTIC TRAFFIC STRIPE (ENHANCED WET NIGHT VISIBILITY) & CCO 22	LF	10,900	0.60	6,540.00	-10,900.00	-6,540.00									N/A
210	6" THERMOPLASTIC TRAFFIC STRIPE (ENHANCED WET NIGHT VISIBILITY) & CCO 22	LF	1,600	0.75	1,200.00	108,073.67	81,055.25	109,673.67	82,255.25	109,673.67	82,255.25	109,673.67	82,255.25	109,673.67	82,255.25	100%
211	8" THERMOPLASTIC TRAFFIC STRIPE (ENHANCED WET NIGHT VISIBILITY) & CCO 30	LF	15,500	1.25	19,375.00	-4,779.00	-5,973.75	10,721.00	13,401.25	10,721.00	13,401.25	10,721.00	13,401.25	10,721.00	13,401.25	100%
212	REMOVE PAINTED TRAFFIC STRIPE & CCO 30	LF	234,000	0.45	105,300.00	-58,500.00	-26,325.00	175,500.00	78,975.00	175,500.00	78,975.00	175,500.00	78,975.00	175,500.00	78,975.00	100%
213	REMOVE PAINTED PAVEMENT MARKING	SOFT	1,580	1.50	2,370.00			1,580.00	2,370.00	1,580.00	2,370.00	1,580.00	2,370.00	1,580.00	2,370.00	108%
214	12" RUMBLE STRIP (ASPHALT CONCRETE PAVEMENT)	STA	193	50.00	9,650.00			193.00	9,650.00	193.00	9,650.00	193.00	9,650.00	193.00	9,650.00	100%

Contractor: Guy F. Atkinson
 Address: 18201 Von Karman Ste. 800
 City, State, Zip: Irvine, CA 92612

Estimate No. 35 Final
 From: July 26, 2021
 To: August 25, 2021

PROJECT: Scott Road at I-215 Interchange Improvements, City of Menifee
 County Project No.: B3-0689, STPLN-5656(262)
 Contract No.: 18-07-002



Item No.	Item Description	Units	Quantity	Unit Price	Original Contract Amount	Change Authorized Quantity	Change Authorized Amount	Total Authorized Quantity	Total Authorized Amount	This Estimate Quantity	This Estimate Amount	Previous Quantity	Previous Amount	Total Estimate To Date Quantity	Total Estimate To Date Amount	% Auth.
215	SHOULDER RUMBLE STRIP (CONCRETE PAVEMENT, GROUND-IN INDENTATIONS)	STA	54	100.00	5,400.00			54.00	5,400.00			54.00	5,400.00	54.00	5,400.00	100%
216	PAVEMENT MARKER (NON-REFLECTIVE) & CCO 22	EA	2,780	1.10	3,058.00	-2,780.00	-3,058.00									N/A
217	PAVEMENT MARKER (RETROREFLECTIVE) & CCO 30	EA	2,070	3.30	6,831.00	769.00	2,537.70	2,839.00	9,368.70			2,839.00	9,368.70	2,839.00	9,368.70	100%
218	MAINTAINING EXISTING TRAFFIC MANAGEMENT SYSTEM ELEMENTS DURING CONSTRUCTION	LS	1	5,070.00	5,070.00			1.00	5,070.00			1.00	5,070.00	1.00	5,070.00	100%
219	ELECTRIC SERVICE FOR IRRIGATION	LS	1	5,070.00	5,070.00			1.00	5,070.00			1.00	5,070.00	1.00	5,070.00	100%
220	RAMP METERING SYSTEM	LS	1	340,000.00	340,000.00			1.00	340,000.00			1.00	340,000.00	1.00	340,000.00	100%
221	INTERCONNECTION CONDUIT AND CABLE (LS)	LS	1	100,000.00	100,000.00			1.00	100,000.00			1.00	100,000.00	1.00	100,000.00	100%
222	TEMPORARY MICROWAVE VEHICLE DETECTION SYSTEM	LS	1	16,300.00	16,300.00			1.00	16,300.00			1.00	16,300.00	1.00	16,300.00	100%
223	MODIFYING EXISTING ELECTRICAL SYSTEM	LS	1	784,680.00	784,680.00			1.00	784,680.00			1.00	784,680.00	1.00	784,680.00	100%
224	WATER METER CHARGES	LS	1	10,000.00	10,000.00			1.00	10,000.00			1.00	10,000.00	1.00	10,000.00	100%
225	MOBILIZATION	LS	1	2,600,000.00	2,600,000.00			1.00	2,600,000.00			1.00	2,600,000.00	1.00	2,600,000.00	100%
226	CONSTRUCT 2-INCH CWL&C WATER PIPELINE RELOCATION	LS	1	53,000.00	53,000.00			1.00	53,000.00			1.00	53,000.00	1.00	53,000.00	100%
227	ADJUST EXISTING MANHOLES TO GRADE	EA	2	915.00	1,830.00			2.00	1,830.00			2.00	1,830.00	2.00	1,830.00	100%
228	RECONSTRUCT EXISTING MANHOLES	EA	2	4,735.00	9,470.00			2.00	9,470.00			2.00	9,470.00	2.00	9,470.00	100%
229	ADJUST EXISTING WATER VALVE CAPS TO NEW GRADE	EA	28	525.00	14,700.00			28.00	14,700.00			28.00	14,700.00	28.00	14,700.00	100%
230	ABANDON EXISTING 8" WATER LINE	LS	1	6,300.00	6,300.00			1.00	6,300.00			1.00	6,300.00	1.00	6,300.00	100%
231	ADJUST MANHOLE TO GRADE	EA	7	885.00	6,195.00			7.00	6,195.00			7.00	6,195.00	7.00	6,195.00	100%
232	HOT MIX ASPHALT (TYPE A) & CCO 3C	TON	41	208.00	8,528.00	-41.00	-8,528.00									N/A
233	RUBBERIZED HOT MIX ASPHALT (GAP GRADED) & CCO 3D	TON	664	103.00	68,392.00	-664.00	-68,392.00									N/A
234	PLACE HOT MIX ASPHALT DIKE (TYPE E) & CCO 3D	LF	1,550	6.00	9,300.00	-1,550.00	-9,300.00									N/A
235	TACK COAT & CCO 3D	TON	2	456.00	912.00	-2.00	-912.00									N/A
236	REMOVE ASPHALT CONCRETE DIKE & CCO 3D	LF	1,550	2.00	3,100.00	-1,550.00	-3,100.00									N/A
237	COLD PLANE ASPHALT CONCRETE PAVEMENT	SQYD	4,930	3.50	17,255.00			4,930.00	17,255.00			4,930.00	17,255.00	4,930.00	17,255.00	100%
238	MOBILIZATION	LS	1	6,500.00	6,500.00			1.00	6,500.00			1.00	6,500.00	1.00	6,500.00	100%
CCO 1	DISPUTE RESOLUTION BOARD & CCO 3D	FA	0	1.00	0.00	7,600.00	7,600.00	7,600.00	7,600.00			7,600.00	7,600.00	7,600.00	7,600.00	100%
CCO 1	PARTNERING & CCO 3D	FA	0	1.00	0.00	19,050.00	19,050.00	19,050.00	19,050.00			19,050.00	19,050.00	19,050.00	19,050.00	100%
CCO 2	SWPPP MAINTENANCE	FA	0	1.00	0.00	25,000.00	25,000.00	25,000.00	25,000.00			25,000.00	25,000.00	25,000.00	25,000.00	80%
CCO 3	ROCK HANDLING	FA	0	1.00	0.00	50,000.00	50,000.00	50,000.00	50,000.00			50,000.00	50,000.00	50,000.00	50,000.00	100%
CCO 351	ROCK HANDLING	FA	0	1.00	0.00	50,000.00	50,000.00	50,000.00	50,000.00			50,000.00	50,000.00	50,000.00	50,000.00	100%

PROJECT: Scott Road at I-215 Interchange Improvements, City of Menifee
 County Project No.: B3-0689 STPLN-5956/282
 Contract No.: 18-07-002



Contractor: Guy F. Atkinson
 Address: 18201 Von Karman Ste. 800
 City, State, Zip: Irvine, CA 92612

Estimate No. 35 Final
 From: July 26, 2021
 To: August 25, 2021

Item No.	Item Description	Units	Quantity	Unit Price	Original Contract Amount	Change Authorized Quantity	Change Authorized Amount	Total Authorized Quantity	Total Authorized Amount	The Estimate Quantity	The Estimate Amount	Previous Quantity	Previous Amount	Total Estimate To Date Quantity	Total Estimate To Date Amount	% Auto.
CCO 3S2	ROCK HANDLING	FA	0	1.00	0.00	50,000.00	50,000.00	50,000.00	50,000.00			44,208.09	44,208.09	44,208.09	44,208.09	88%
CCO 5	TRAFFIC HANDLING	FA	0	1.00	0.00	40,000.00	40,000.00	40,000.00	40,000.00			39,775.80	39,775.80	39,775.80	39,775.80	99%
CCO 5	REPAIR FLARED END SECTION	AP	0	1.00	0.00	6,490.00	6,490.00	6,490.00	6,490.00			6,490.00	6,490.00	6,490.00	6,490.00	100%
CCO 5S1	TRAFFIC CONTROL SPEED LIMIT REDUCTION	LS	0	1.00	0.00	23,823.10	23,823.10	23,823.10	23,823.10			23,823.10	23,823.10	23,823.10	23,823.10	100%
CCO 5S1	TRAFFIC CONTROL SPEED LIMIT REDUCTION	FA	0	1.00	0.00	25,000.00	25,000.00	25,000.00	25,000.00							0%
CCO 5S2	TRAFFIC HANDLING	FA	0	1.00	0.00	35,000.00	35,000.00	35,000.00	35,000.00			32,824.41	32,824.41	32,824.41	32,824.41	94%
CCO 6	ELECTRICAL AND UTILITIES	AP	0	1.00	0.00	30,000.00	30,000.00	30,000.00	30,000.00			30,000.00	30,000.00	30,000.00	30,000.00	100%
CCO 6S1	ELECTRICAL AND UTILITIES	FA	0	1.00	0.00	30,000.00	30,000.00	30,000.00	30,000.00	1,886.98	1,886.98			12,890.42	12,890.42	43%
CCO 7	CONSTRUCT SURCHARGE EMBANKMENT	AP	0	1.00	0.00	108,000.00	108,000.00	108,000.00	108,000.00			108,000.00	108,000.00	108,000.00	108,000.00	100%
CCO 7S1	REMOVE SURCHARGE EMBANKMENT	AP	0	1.00	0.00	84,601.00	84,601.00	84,601.00	84,601.00			84,601.00	84,601.00	84,601.00	84,601.00	100%
CCO 7S2	REMOVE SURCHARGE EMBANKMENT	AP	0	1.00	0.00	155,000.00	155,000.00	155,000.00	155,000.00			155,000.00	155,000.00	155,000.00	155,000.00	100%
CCO 7S3	ABUTMENT SETTLEMENT EQUIPMENT DIRECT COST	FA	0	1.00	0.00	88,480.42	88,480.42	88,480.42	88,480.42			88,480.42	88,480.42	88,480.42	88,480.42	100%
CCO 10	MODIFICATIONS TO BRIDGE OVERHANG	AP	0	1.00	0.00	2,980.00	2,980.00	2,980.00	2,980.00			2,980.00	2,980.00	2,980.00	2,980.00	100%
CCO 11	EXPANSION JOINTS	FA	0	1.00	0.00	24,086.00	24,086.00	24,086.00	24,086.00			24,086.00	24,086.00	24,086.00	24,086.00	100%
CCO 12	VARIOUS DRAINAGE CHANGES	AP	0	1.00	0.00	23,505.00	23,505.00	23,505.00	23,505.00			23,505.00	23,505.00	23,505.00	23,505.00	100%
CCO 12	VARIOUS DRAINAGE CHANGES	FA	0	1.00	0.00	40,000.00	40,000.00	40,000.00	40,000.00			39,731.43	39,731.43	39,731.43	39,731.43	99%
CCO 13	CONSTRUCT EMBANKMENT	LS	0	1.00	0.00	112,444.00	112,444.00	112,444.00	112,444.00			112,444.00	112,444.00	112,444.00	112,444.00	100%
CCO 13	TRIAx GEOGRID TYPE 2 (TXS)	SY	0	5.49	0.00	35,339.1621	35,339.1621	35,339.1621	35,339.1621			35,339.00	35,339.00	35,339.00	35,339.00	100%
CCO 13	TRIAx GEOGRID TYPE 3	SY	0	8.27	0.00	30,952.962	30,952.962	30,952.962	30,952.962			30,953.00	30,953.00	30,953.00	30,953.00	100%
CCO 13	SHARED SAVINGS	LS	0	1.00	0.00	140,262.50	140,262.50	140,262.50	140,262.50			140,262.50	140,262.50	140,262.50	140,262.50	100%
CCO 15	CHANGE IN WORK CHARACTER	LS	0	1.00	0.00	64,000.00	64,000.00	64,000.00	64,000.00			64,000.00	64,000.00	64,000.00	64,000.00	100%
CCO 17	STRIPING MOBILIZATION	LS	0	1.00	0.00	3,850.00	3,850.00	3,850.00	3,850.00			3,850.00	3,850.00	3,850.00	3,850.00	100%
CCO 18	EEO PROGRAM	AP	0	1.00	0.00	8,000.00	8,000.00	8,000.00	8,000.00			8,000.00	8,000.00	8,000.00	8,000.00	100%
CCO 18S1	EEO PROGRAM	AP	0	1.00	0.00	10,400.00	10,400.00	10,400.00	10,400.00			7,938.90	7,938.90	7,938.90	7,938.90	76%
CCO 19	JUST IN TIME TRAINING	FA	0	1.00	0.00	3,000.00	3,000.00	3,000.00	3,000.00			2,000.00	2,000.00	2,000.00	2,000.00	67%
CCO 20	POTENTIAL CLAIM RECORD NO. 4	AP	0	1.00	0.00	143,580.58	143,580.58	143,580.58	143,580.58			143,580.58	143,580.58	143,580.58	143,580.58	100%
CCO 21	RW374 BARRIER AND TEST PANEL	FA	0	1.00	0.00	40,000.00	40,000.00	40,000.00	40,000.00			38,182.30	38,182.30	38,182.30	38,182.30	95%
CCO 23	EMWD	FA	0	1.00	0.00	10,000.00	10,000.00	10,000.00	10,000.00			9,452.03	9,452.03	9,452.03	9,452.03	95%
CCO 24	ROCK BLANKET CONCRETE	FA	0	1.00	0.00	130,000.00	130,000.00	130,000.00	130,000.00			127,885.24	127,885.24	127,885.24	127,885.24	98%

PLEASE COMPLETE THIS INFORMATION
RECORDING REQUESTED BY.

**KECIA R. HARPER, CLERK OF THE BOARD
RIVERSIDE CO. CLERK OF THE BOARD
4080 LEMON STREET, 1ST FLOOR CAC
P O BOX 1147 - RIVERSIDE, CA 92502
MAIL STOP # 1010**

COPY

sent to recorder

AND WHEN RECORDED MAIL TO:
**RETURN TO: STOP #1010
RIVERSIDE COUNTY CLERK OF THE BOARD
P. O. BOX 1147 - RIVERSIDE, CA 92502**

THIS SPACE FOR RECORDERS USE ONLY

NOTICE OF COMPLETION

To be recorded with County Recorder
within 10 days after completion
No recording fee.

Notice is hereby given by the undersigned owner, a public entity of the State of California, that a public work of improvement has been completed, as follows:

Project title or description of work: Interstate 215 at Scott Road Interchange Improvements Project, Project No. B3-0689, Federal Aid No. STPLN-5956(262)

Date of Completion: Date Hereof **MAR 01 2022**

Nature of owner: County of Riverside, public entity

Interest or estate of owner: Public Road Right-of-Way

Address of owner: Clerk of the Board of Supervisors, County Administrative Center
4080 Lemon Street, 8th Floor, Riverside, CA 92501

Name and Address of contractor: Guy F. Atkinson, 18201 Von Karman, Suite 800, Irvine, CA 92612

Street or legal description of site: Scott Road, between Heun Road and Antelope Road

Dated: MAR 01 2022

Owner: County of Riverside
(Name of Public Entity)

By: Jeff Hewitt
Chair, Board of Supervisors

STATE OF CALIFORNIA)
")
COUNTY OF RIVERSIDE)

I am the Chair of the governing board of the County of Riverside, the public entity which executed the foregoing notice and on whose behalf I make this verification; I have read this notice, know its contents, and the same is true. I certify under penalty of perjury that the foregoing is true and correct.

Executed at Riverside, California on MAR 01 2022 (Date)

Jeff Hewitt, Chair of the Board of Supervisors
JEFF HEWITT

FORMER COUNTY COUNSEL
BY: [Signature]
DARREN [Name]

ATTEST:
KECIA R. HARPER, Clerk
By: [Signature]
DEPUTY

MAR 01 2022 342

PLEASE COMPLETE THIS INFORMATION
RECORDING REQUESTED BY:

KECIA R. HARPER, CLERK OF THE BOARD
RIVERSIDE CO. CLERK OF THE BOARD
4080 LEMON STREET, 1ST FLOOR CAC
P O BOX 1147 - RIVERSIDE, CA 92502
MAIL STOP # 1010

2022-0133666

03/18/2022 03:58 PM Fee: \$ 0.00

Page 1 of 2

Recorded in Official Records
County of Riverside
Peter Aldana
Assessor-County Clerk-Recorder



AND WHEN RECORDED MAIL TO:

RETURN TO: STOP #1010
RIVERSIDE COUNTY CLERK OF THE BOARD
P. O. BOX 1147 - RIVERSIDE, CA 92502

460

THIS SPACE FOR RECORDERS USE ONLY

NOTICE OF COMPLETION

To be recorded with County Recorder
within 10 days after completion.
No recording fee.

Notice is hereby given by the undersigned owner, a public entity of the State of California, that a public work of improvement has been completed, as follows:

Project title or description of work: Interstate 215 at Scott Road Interchange Improvements Project, Project No. B3-0689, Federal Aid No. STPLN-5956(262)

Date of Completion: Date Hereof MAR 01 2022

Nature of owner: County of Riverside, public entity

Interest or estate of owner: Public Road Right-of-Way

Address of owner: Clerk of the Board of Supervisors, County Administrative Center
4080 Lemon Street, 8th Floor, Riverside, CA 92501

Name and Address of contractor: Guy F. Atkinson, 18201 Von Karman, Suite 800, Irvine, CA 92612

Street or legal description of site: Scott Road, between Haun Road and Antelope Road

Dated: MAR 01 2022 Owner: County of Riverside
(Name of Public Entity)

By: Jeff Hewitt
Chair, Board of Supervisors

STATE OF CALIFORNIA)
 *
COUNTY OF RIVERSIDE)

I am the Chair of the governing board of the County of Riverside, the public entity which executed the foregoing notice and on whose behalf I make this verification; I have read this notice, know its contents, and the same is true. I certify under penalty of perjury that the foregoing is true and correct.

Executed at Riverside, California on MAR 01 2022 (Date)
Jeff Hewitt, Chair of the Board of Supervisors
JEFF HEWITT

FORM APPROVED COUNTY COUNSEL
BY: DANIELLE MALAND

ATTEST:
KECIA R. HARPER, Clerk
By: [Signature]
DEPUTY

MAR 01 2022 342

PETER ALDANA
COUNTY OF RIVERSIDE
ASSESSOR-COUNTY CLERK-RECORDER

Recorder
P.O. Box 751
Riverside, CA 92502-0751
(951) 486-7000


www.riversideacr.com

CERTIFICATION

Pursuant to the provisions of Government Code 27361.7, I certify under the penalty of perjury that the following is a true copy of illegible wording found in the attached document:

(Print or type the page number(s) and wording below):

CLARIFICATION FOR SEAL for the Riverside County Board of Supervisors
(EMBOSSSED ON DOCUMENT)



Date: March 1, 2022

Signature: *Priscilla Rasso*

Print Name: Priscilla Rasso, Board Assistant