

SUBMITTAL TO THE BOARD OF SUPERVISORS
COUNTY OF RIVERSIDE, STATE OF CALIFORNIA



ITEM: 3.5
(ID # 18358)

MEETING DATE:
Tuesday, April 26, 2022

FROM : ENVIRONMENTAL HEALTH:

SUBJECT: ENVIRONMENTAL HEALTH: FY 22/23 Consumer Price Index (CPI) Fee Adjustment. All Districts. [\$0]

RECOMMENDED MOTION: That the Board of Supervisors:

1. Receive and File the Notice of Environmental Health Fee Adjustments pursuant to Ordinance 640.

ACTION: Policy

Jeff Johnson
Jeff Johnson, Director Environmental Health

3/16/2022

Aaron Gettis
Aaron Gettis, Deputy County Counsel

4/18/2022

MINUTES OF THE BOARD OF SUPERVISORS

On motion of Supervisor Spiegel seconded by Supervisor Jeffries and duly carried, IT WAS ORDERED that the above matter is received and filed as recommended.

Ayes: Jeffries, Spiegel, Perez, and Hewitt
Nays: None
Absent: Washington
Date: April 26, 2022
xc: Environmental Health

Kecia R. Harper
Clerk of the Board

By: *Zuliy Martinez*
Deputy

**SUBMITTAL TO THE BOARD OF SUPERVISORS COUNTY OF RIVERSIDE,
STATE OF CALIFORNIA**

FINANCIAL DATA	Current Fiscal Year:	Next Fiscal Year:	Total Cost:	Ongoing Cost
COST	\$ N/A	\$ N/A	\$ N/A	\$ N/A
NET COUNTY COST	\$ N/A	\$ N/A	\$ N/A	\$ N/A
SOURCE OF FUNDS: N/A			Budget Adjustment:	No
			For Fiscal Year:	22/23

C.E.O. RECOMMENDATION: Approve

BACKGROUND:

Summary

On July 15, 2014, Item 9-4, the Board of Supervisors approved a revision to Ordinance 640, Environmental Health Service Fees. The revised ordinance authorizes Environmental Health to seek adjustment to the fees in Ordinance 640 each year to reflect the change in the Consumer Price Index (CPI). The Ordinance also requires Environmental Health to file a report to the Board of Supervisors, no later than April 15th of each year, reporting the new fees. As required by Ordinance 640, the Department of Environmental Health (DEH) must certify in the report that “(1) the new required fees produce sufficient revenue to support the proposed costs of providing the services in the upcoming fiscal year for which required fees are being charged and (2) the new required fees will not produce revenue that exceeds the proposed costs of providing the services in the upcoming fiscal year for which the new required fees are charged.”

DEH has submitted its FY 22/23 recommended budget to the Executive Office. In accordance with budget policies presented by the Executive Office, DEH is required to absorb increases in ISF rates, salary and benefits (including CalPERS), and increased private commercial lease costs for the department's five area offices.

It should be noted that no new or revised fees outside the scope of the Board-approved CPI adjustment methodology are included in the revision to this ordinance. However, DEH in conjunction with the ACO, is currently reviewing development-related fees because of their most recent audit of the department (Audit #2022-011). Any revised or new fees outside the scope of CPI adjustment will follow Board Policy B-4 *Rates Charged for Current Services* and the Auditor-Controller's Policy 1101, which explains proper procedures for establishing or updating a rate/fee.

Impact on Residents and Businesses

Some businesses/industries will be moderately impacted by increased fees for food market permits, plan checks, solid waste and hazardous material-related activities, septic tanks, and water well permits. Please reference Attachment B and C for further information on specific categorical increases.

Additional Fiscal Information

DEH references the U.S. Department of Labor, Bureau of Labor Statistics report for the Riverside Area as the relevant CPI. As shown in Attachment A, the CPI increase for 2021 was 8.6%. Due to increased operating costs, DEH is requesting a CPI adjustment of 4.0%. The department has benefited from efficiencies, allowing us to absorb cost increases, not needing to

**SUBMITTAL TO THE BOARD OF SUPERVISORS COUNTY OF RIVERSIDE,
STATE OF CALIFORNIA**

pursue the full 8.6%. Therefore, and in accordance with Ordinance 640, DEH certifies that the 4.0% adjustment in fees will be sufficient to meet FY 22/23 budget needs of the programs funded by those fees, as submitted to the Executive Office, and that the revenue produced by the adjusted fees are not more than what is necessary to provide services in FY 22/23. The Ordinance 640 Fee Adjustment Comparison Schedule and Fee Schedule are attached as Attachment B and C respectively. DEH expects that the revenue generated by the CPI increase will total approximately \$900,000.

ATTACHMENTS

Attachment A - U.S. BLS Consumer Price Index Report, Riverside Area

Attachment B - Ordinance 640 Fee Adjustment Comparison Schedule

Attachment C - Ordinance 640 Fee Schedule


Jason Farin, Principal Management Analyst 4/20/2022


Caroline Monroy, Deputy County Counsel 4/18/2022



For Release: Thursday, February 10, 2022

22-220-SAN

WESTERN INFORMATION OFFICE: San Francisco, Calif.
 Technical information: (415) 625-2270 BLSinfoSF@bls.gov www.bls.gov/regions/west
 Media contact: (415) 625-2270

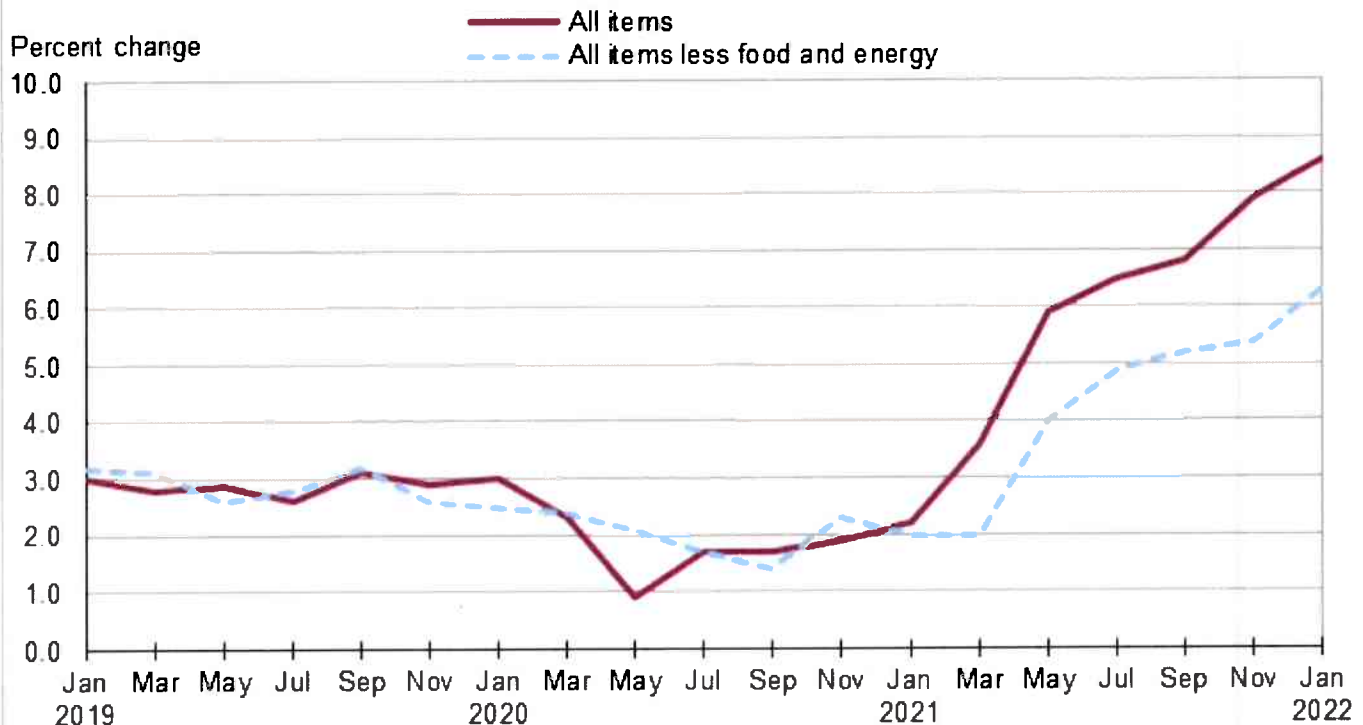
Consumer Price Index, Riverside Area – January 2022

Area prices were up 1.5 percent over the past two months, up 8.6 percent from a year ago

Prices in the Riverside area, as measured by the Consumer Price Index for All Urban Consumers (CPI-U), advanced 1.5 percent for the two months ending in January 2022, the U.S. Bureau of Labor Statistics reported today. (See [table A](#).) Regional Commissioner Chris Rosenlund noted that the January increase was influenced by higher prices for household furnishings and operations and shelter. (Data in this report are not seasonally adjusted. Accordingly, bi-monthly changes may reflect seasonal influences.)

Over the last 12 months, the CPI-U rose 8.6 percent. (See [chart 1](#) and [table A](#).) Food prices rose 5.8 percent. Energy prices jumped 35.3 percent, largely the result of an increase in the price of gasoline. The index for all items less food and energy rose 6.3 percent over the year. (See [table 1](#).)

Chart 1. Over-the-year percent change in CPI-U, Riverside-San Bernardino-Ontario, CA, January 2019–January 2022



Source: U.S. Bureau of Labor Statistics.

Food

Food prices advanced 1.2 percent for the two months ending in January. (See table 1.) Price changes for food at home sub-categories were mixed, with an overall increase of 1.5 percent. Prices for food away from home advanced 0.9 percent for the same period.

Over the year, food prices rose 5.8 percent. Prices for food at home rose 7.2 percent, influenced by higher prices for meats, poultry, fish, and eggs (11.7 percent) and other food at home (10.5 percent). Since a year ago, prices for food away from home increased 4.2 percent.

Energy

The energy index advanced 2.3 percent for the two months ending in January. The increase was mainly due to higher prices for natural gas service (12.0 percent). Prices for electricity advanced 2.6 percent, and prices for gasoline rose 0.8 percent for the same period.

Energy prices jumped 35.3 percent over the year, largely due to higher prices for gasoline (42.8 percent). Prices paid for natural gas service increased 31.3 percent, and prices for electricity increased 24.4 percent during the past year.

All items less food and energy

The index for all items less food and energy rose 1.4 percent in the latest two-month period. Higher prices for household furnishings and operations (8.3 percent) and shelter (0.8 percent) were partially offset by lower prices for education and communication (-1.3 percent) and new vehicles (-1.1 percent).

Over the year, the index for all items less food and energy rose 6.3 percent. Components contributing to the increase included used cars and trucks (38.6 percent), household furnishings and operations (11.4 percent), and shelter (5.5 percent). Partly offsetting the increases was a price decrease in recreation (-1.0 percent).

Table A. Riverside-San Bernardino-Ontario, CA, CPI-U 2-month and 12-month percent changes, all items index, not seasonally adjusted

Month	2019		2020		2021		2022	
	2-month	12-month	2-month	12-month	2-month	12-month	2-month	12-month
January	0.4	3.0	0.5	3.0	0.9	2.2	1.5	8.6
March	0.7	2.8	0.0	2.3	1.3	3.6		
May	1.2	2.9	-0.2	0.9	2.0	5.9		
July	-0.1	2.6	0.7	1.7	1.3	6.5		
September	0.6	3.1	0.5	1.7	0.8	6.8		
November	0.2	2.9	0.4	1.9	1.4	7.9		

The March 2022 Consumer Price Index for the Riverside area is scheduled to be released on April 12, 2022.

Technical Note

The Consumer Price Index (CPI) is a measure of the average change in prices over time in a fixed market basket of goods and services. The Bureau of Labor Statistics publishes CPIs for two population groups: (1) a CPI for All Urban Consumers (CPI-U) which covers approximately 93 percent of the total U.S. population and (2) a CPI for Urban Wage Earners and Clerical Workers (CPI-W) which covers approximately 29 percent of

the total U.S. population. The CPI-U includes, in addition to wage earners and clerical workers, groups such as professional, managerial, and technical workers, the self-employed, short-term workers, the unemployed, and retirees and others not in the labor force.

The CPI is based on prices of food, clothing, shelter, and fuels, transportation fares, charges for doctors' and dentists' services, drugs, and the other goods and services that people buy for day-to-day living. Each month, prices are collected in 75 urban areas across the country from about 6,000 housing units and approximately 22,000 retail establishments—department stores, supermarkets, hospitals, filling stations, and other types of stores and service establishments. All taxes directly associated with the purchase and use of items are included in the index.














































The index measures price changes from a designated reference date; for most of the CPI-U the reference base is 1982-84 equals 100. An increase of 7 percent from the reference base, for example, is shown as 107.000. Alternatively, that relationship can also be expressed as the price of a base period market basket of goods and services rising from \$100 to \$107. For further details see the CPI home page on the Internet at www.bls.gov/cpi and the CPI section of the BLS Handbook of Methods available on the internet at www.bls.gov/opub/hom/cpi/.

In calculating the index, price changes for the various items in each location are averaged together with weights that represent their importance in the spending of the appropriate population group. Local data are then combined to obtain a U.S. city average. Because the sample size of a local area is smaller, the local area index is subject to substantially more sampling and other measurement error than the national index. In addition, local indexes are not adjusted for seasonal influences. As a result, local area indexes show greater volatility than the national index, although their long-term trends are quite similar. **NOTE: Area indexes do not measure differences in the level of prices between cities; they only measure the average change in prices for each area since the base period.**

The Riverside-San Bernardino-Ontario, CA metropolitan area includes Riverside and San Bernardino Counties in California.











Information in this release will be made available to sensory impaired individuals upon request. Voice phone: (202) 691-5200; Federal Relay Service: (800) 877-8339.

Table 1. Consumer Price Index for All Urban Consumers (CPI-U): Indexes and percent changes for selected periods Riverside-San Bernardino-Ontario (December 2017=100 unless otherwise noted)

Item and Group	Indexes				Percent change from-		
	Historical data	Nov. 2021	Dec. 2021	Jan. 2022	Jan. 2021	Nov. 2021	Dec. 2021
Expenditure category							
All items.....		117.206	-	118.963	8.6	1.5	-
Food and beverages		117.759	-	119.208	5.8	1.2	-
Food		118.351	-	119.810	5.8	1.2	-
Food at home		118.187	119.207	119.969	7.2	1.5	0.6
Cereals and bakery products		119.843	-	127.322	7.3	6.2	-
Meats, poultry, fish, and eggs.....		124.640	-	120.209	11.7	-3.6	-
Dairy and related products		107.797	-	106.107	-6.0	-1.6	-
Fruits and vegetables		121.097	-	124.892	4.3	3.1	-
Nonalcoholic beverages and beverage materials.....		120.526	-	119.751	6.0	-0.6	-
Other food at home		112.102	-	117.791	10.5	5.1	-
Food away from home.....		117.970	-	119.059	4.2	0.9	-
Alcoholic beverages		107.187	-	108.453	5.4	1.2	-
Housing		118.562	-	121.077	7.9	2.1	-
Shelter		116.773	117.789	117.693	5.5	0.8	-0.1
Rent of primary residence		117.782	119.220	119.310	6.0	1.3	0.1
Owners' equiv. rent of residences		116.692	117.359	117.385	4.8	0.6	0.0
Owners' equiv. rent of primary residence.....		116.692	117.359	117.385	4.8	0.6	0.0
Fuels and utilities.....		138.350	-	146.915	21.2	6.2	-
Household energy		146.634	145.860	153.870	26.5	4.9	5.5
Energy services.....		147.359	146.696	154.821	26.5	5.1	5.5
Electricity		146.415	146.415	150.293	24.4	2.6	2.6
Utility (piped) gas service		150.020	146.592	168.091	31.3	12.0	14.7
Household furnishings and operations		109.792	-	118.927	11.4	8.3	-
Apparel.....		98.373	-	103.495	1.8	5.2	-
Transportation		127.108	-	128.460	24.0	1.1	-
Private transportation		129.716	-	131.430	24.9	1.3	-
New and used motor vehicles		116.756	-	118.079	17.7	1.1	-
New vehicles		114.137	-	112.929	9.2	-1.1	-
Used cars and trucks.....		143.470	-	150.220	38.6	4.7	-
Motor fuel		149.697	151.082	150.883	42.7	0.8	-0.1
Gasoline (all types).....		149.862	151.289	151.086	42.8	0.8	-0.1
Gasoline, unleaded regular(1).....		150.543	151.980	151.756	43.6	0.8	-0.1
Gasoline, unleaded midgrade(1).....		150.145	151.662	151.398	40.6	0.8	-0.2
Gasoline, unleaded premium(1).....		146.400	147.766	147.656	39.5	0.9	-0.1
Medical care		112.330	-	113.919	3.7	1.4	-
Recreation		101.853	-	102.241	-1.0	0.4	-
Education and communication		109.221	-	107.829	0.4	-1.3	-
Tuition, other school fees, and child care.....		120.178	-	120.259	1.5	0.1	-
Other goods and services		116.024	-	117.350	6.0	1.1	-
Commodity and service group							
All items.....		117.206	-	118.963	8.6	1.5	-
Commodities		118.211	-	120.279	11.9	1.7	-
Commodities less food & beverages.....		118.432	-	120.834	15.7	2.0	-
Nondurables less food & beverages		120.261	-	122.643	19.7	2.0	-
Durables		115.891	-	118.318	11.6	2.1	-
Services.....		116.723	-	118.282	6.7	1.3	-
Special aggregate indexes							

Note: See footnotes at end of table.

Table 1. Consumer Price Index for All Urban Consumers (CPI-U): Indexes and percent changes for selected periods Riverside-San Bernardino-Ontario (December 2017=100 unless otherwise noted) - Continued

Item and Group	Indexes				Percent change from-		
	Historical data	Nov. 2021	Dec. 2021	Jan. 2022	Jan. 2021	Nov. 2021	Dec. 2021
All items less medical care		117.543	-	119.313	8.9	1.5	-
All items less shelter		117.560	-	119.755	10.4	1.9	-
Commodities less food		118.074	-	120.444	15.4	2.0	-
Nondurables		118.932	-	120.827	12.0	1.6	-
Nondurables less food		119.524	-	121.848	19.0	1.9	-
Services less rent of shelter		116.595	-	119.000	8.4	2.1	-
Services less medical care services		116.862	-	118.441	7.0	1.4	-
Energy		149.186	149.691	152.579	35.3	2.3	1.9
All items less energy		114.398	-	116.006	6.2	1.4	-
All items less food and energy		113.789	-	115.423	6.3	1.4	-

Footnotes

(1) Special index based on a substantially smaller sample.

- Data not available

NOTE: Index applies to a month as a whole, not to any specific date.

ATTACHMENT B
Ordinance 640 – Adjusted Fees Only

Ord 640 #	PERMIT FEE	CURRENT FEE	CPI Adjustment @ 4%
1	Food Facility		
a	Food Facility 1 to 2,000 sq ft		
	i Food Market	\$ 687.00	\$ 714.00
	ii Restaurant	\$ 734.00	\$ 763.00
	iii Bar/Tavern	\$ 734.00	\$ 763.00
	iv 100% Prepackaged Food Facility	\$ 550.00	\$ 572.00
b	Food Facility 2,001 to 5,999 sq ft		
	i Food Market	\$ 1,035.00	\$ 1,076.00
	ii Restaurant	\$ 1,106.00	\$ 1,150.00
	iii Bar/Tavern	\$ 1,005.00	\$ 1,045.00
	iv 100% Prepackaged Food Facility	\$ 828.00	\$ 861.00
c	Food Facility greater than 6,000 sq ft		
	i Food Market	\$ 1,440.00	\$ 1,498.00
	ii Restaurant	\$ 1,477.00	\$ 1,536.00
	iii Bar/Tavern	\$ 1,399.00	\$ 1,455.00
	iv 100% Prepackaged Food Facility	\$ 1,151.00	\$ 1,197.00
d	Pre-packaged Food Market 25 to 300 sq ft	\$ 246.00	\$ 256.00
e	Additional Food Operation in over 6,000 sq ft facility	\$ 204.00	\$ 212.00
f	Hourly inspection/reinspection rate	\$ 191.00	\$ 199.00
g	HACCP plan review	\$ 191.00	\$ 199.00
h	Public and Private Schools		
	i Private/ Public School Limited Food Prep	\$ 451.00	\$ 469.00
	ii Private/ Public School Extensive Food Prep	\$ 904.00	\$ 940.00
i	Hotels and Motels		
	i Hotel/Motel 100% Pre-packaged	\$ 265.00	\$ 276.00
	ii Hotel/Motel Limited Food Prep	\$ 524.00	\$ 545.00
2	Caterer	\$ 527.00	\$ -
3	Mobile Food Facility Commissary	\$ 624.00	\$ 649.00
4	Seasonal Operation	\$ 150.00	\$ 156.00
5 a	Produce Stand	\$ 374.00	\$ 389.00
b	Farm Stand	\$ 280.00	\$ 291.00
6	Restricted Food Service	\$ 397.00	\$ -
7	Cottage Food Operation		
a	Cottage Food - Class A	\$ 186.00	\$ -
b	Cottage Food - Class B	\$ 374.00	\$ -
8 a	Food Handler Certification	\$ 27.00	\$ -
b	Food Handler Certification on-line test	\$ 27.00	\$ -
9	Community Event		
a	Temporary Event Organizer Permit		
	i Event Organizer Permit		
	1-5 vendors	\$ 334.00	\$ 347.00
	6-10 vendors	\$ 618.00	\$ 643.00

ATTACHMENT B
Ordinance 640 – Adjusted Fees Only

11-15 vendors	\$ 903.00	\$ 939.00
16-20 vendors	\$ 1,188.00	\$ 1,236.00
21-25 vendors	\$ 1,472.00	\$ 1,531.00
26-30 vendors	\$ 1,757.00	\$ 1,827.00
31-35 vendors	\$ 2,042.00	\$ 2,124.00
36-40 vendors	\$ 2,325.00	\$ 2,418.00
41-45 vendors	\$ 2,611.00	\$ 2,715.00
46-50 vendors	\$ 2,894.00	\$ 3,010.00
51 vendors or more	\$ 3,180.00	\$ 3,307.00
ii Temporary Food Facility Permit	\$ 202.00	\$ 210.00
iii 100% pre-packaged Temporary food facility permit	\$ 110.00	\$ 114.00
iv Stationary Mobile Food Preparation Unit Permit	\$ 142.00	\$ 148.00
b Occasional Event Organizer Permit		
i Event Organizer Permit		
1-5 vendors	\$ 334.00	\$ 347.00
6-10 vendors	\$ 618.00	\$ 643.00
11-15 vendors	\$ 903.00	\$ 939.00
16-20 vendors	\$ 1,188.00	\$ 1,236.00
21-25 vendors	\$ 1,472.00	\$ 1,531.00
26-30 vendors	\$ 1,757.00	\$ 1,827.00
31-35 vendors	\$ 2,042.00	\$ 2,124.00
36-40 vendors	\$ 2,325.00	\$ 2,418.00
41-45 vendors	\$ 2,611.00	\$ 2,715.00
46-50 vendors	\$ 2,894.00	\$ 3,010.00
51 vendors or more	\$ 3,180.00	\$ 3,307.00
ii Occasional Food Facility Permit	\$ 98.00	\$ 102.00
iii 100% pre-packaged occasional food facility permit	\$ 62.00	\$ 64.00
iv Stationary Mobile Food Preparation Unit Permit	\$ 78.00	\$ 81.00
c Community Temporary Event Permit		
iii Temporary events		
1-5 vendors	\$ 652.00	\$ 678.00
6-10 vendors	\$ 1,222.00	\$ 1,271.00
11-15 vendors	\$ 1,793.00	\$ 1,865.00
16-20 vendors	\$ 2,363.00	\$ 2,458.00
21-25 vendors	\$ 2,933.00	\$ 3,050.00
26-30 vendors	\$ 3,504.00	\$ 3,644.00
31-35 vendors	\$ 4,073.00	\$ 4,236.00
36-40 vendors	\$ 4,644.00	\$ 4,830.00
41-45 vendors	\$ 5,215.00	\$ 5,424.00
46-50 vendors	\$ 5,785.00	\$ 6,016.00
51-55 vendors	\$ 6,355.00	\$ 6,609.00
56-60 vendors	\$ 6,925.00	\$ 7,202.00
61-65 vendors	\$ 7,495.00	\$ 7,795.00
66-70 vendors	\$ 8,067.00	\$ 8,390.00
71-75 vendors	\$ 8,636.00	\$ 8,981.00

ATTACHMENT B
Ordinance 640 – Adjusted Fees Only

	76-80 vendors	\$ 9,205.00	\$ 9,573.00
	81-85 vendors	\$ 9,776.00	\$ 10,167.00
	86-90 vendors	\$ 10,346.00	\$ 10,760.00
	91-95 vendors	\$ 10,917.00	\$ 11,354.00
	96 vendors or more	\$ 11,487.00	\$ 11,946.00
iv	Occasional Events		
	1-5 vendors	\$ 199.00	\$ 207.00
	6-10 vendors	\$ 319.00	\$ 332.00
	11-15 vendors	\$ 436.00	\$ 453.00
	16-20 vendors	\$ 553.00	\$ 575.00
	21-25 vendors	\$ 671.00	\$ 698.00
	26-30 vendors	\$ 790.00	\$ 822.00
	31-35 vendors	\$ 908.00	\$ 944.00
	36-40 vendors	\$ 1,026.00	\$ 1,067.00
	41-45 vendors	\$ 1,144.00	\$ 1,190.00
	46-50 vendors	\$ 1,261.00	\$ 1,311.00
	51-55 vendors	\$ 1,380.00	\$ 1,435.00
	56-60 vendors	\$ 1,498.00	\$ 1,558.00
	61-65 vendors	\$ 1,616.00	\$ 1,681.00
	66-70 vendors	\$ 1,734.00	\$ 1,803.00
	71-75 vendors	\$ 1,851.00	\$ 1,925.00
	76-80 vendors	\$ 1,969.00	\$ 2,048.00
	81-85 vendors	\$ 2,088.00	\$ 2,172.00
	86-90 vendors	\$ 2,206.00	\$ 2,294.00
	91-95 vendors	\$ 2,323.00	\$ 2,416.00
	96 vendors or more	\$ 2,441.00	\$ 2,539.00
10	Food Sales at Swap Meets		
a	Swap Meet 100% pre-packaged, non-potential haz.	\$ 163.00	\$ 170.00
b	Swap Meet Organizer Permit		
	1-5 vendors	\$ 167.00	\$ 174.00
	6-10 vendors	\$ 199.00	\$ 207.00
	11-15 vendors	\$ 233.00	\$ 242.00
	16-20 vendors	\$ 268.00	\$ 279.00
	21-25 vendors	\$ 299.00	\$ 311.00
	26-30 vendors	\$ 334.00	\$ 347.00
	31-35 vendors	\$ 368.00	\$ 383.00
	36-40 vendors	\$ 400.00	\$ 416.00
	41-45 vendors	\$ 429.00	\$ 446.00
	46-50 vendors	\$ 462.00	\$ 480.00
	51 vendors or more	\$ 496.00	\$ 516.00
11	Mobile Food Facilities & Mobile Support Units		
a	Pre-packaged Mobile Food Facility	\$ 418.00	\$ -
b	Pre-packaged - Push Type Mobile Food Facility	\$ 163.00	\$ -
c	Unpackaged Mobile Food Facility	\$ 589.00	\$ -
d	Produce Only Mobile Food Facility	\$ 251.00	\$ -

ATTACHMENT B
Ordinance 640 – Adjusted Fees Only

e	Mobile Support Unit	\$ 589.00	\$ -
f	Food Truck Fee	\$ 754.00	\$ -
12	Community Artisan Operation	\$ 250.00	\$ 260.00
13	Certified Farmers Market	\$ 502.00	\$ 522.00
14	Holiday Operation	\$ 127.00	\$ 132.00
15	Vending Machine	\$ 75.00	\$ 78.00
16	Public Swimming Pool or Public Spa		
a	Public swimming pool	\$ 406.00	\$ 422.00
b	Public spa pool	\$ 406.00	\$ 422.00
c	Wading pool	\$ 406.00	\$ 422.00
d	Water feature	\$ 406.00	\$ 422.00
e	Public swimming pool/spa drained longer than 6 months	\$ 192.00	\$ -
17a	Food Facility Plan Check		
i	1-200 Square feet	\$ 832.00	\$ 865.00
ii	201-1499 square feet	\$ 1,466.00	\$ 1,525.00
iii	1500-2999 square feet	\$ 1,761.00	\$ 1,831.00
iv	3000-5999 square feet	\$ 1,959.00	\$ 2,037.00
v	6000-9999 square feet	\$ 2,156.00	\$ 2,242.00
vi	10000-19999 square feet	\$ 2,594.00	\$ 2,698.00
vii	20,000 or more square feet	\$ 3,428.00	\$ 3,565.00
ix	Minor remodel	\$ 474.00	\$ 493.00
x	Remodel Fee	\$ 832.00	\$ 865.00
b	Consulting hourly rate	\$ 191.00	\$ 199.00
c	Plan check for Mobile Food Facilities		
i	Unpackaged mobile food facility	\$ 585.00	\$ -
ii	Each mobile support unit or ancillary cart	\$ 585.00	\$ -
iii	Pre-packaged mobile food facility or ancillary handling potential hazardous foods	\$ 292.00	\$ -
iv	Mobile food facility truck or trailer	\$ 689.00	\$ -
v	Remodel Fee, per hour	\$ 191.00	\$ 199.00
d	Incidental Per-Pack Food Plan Check		
i	1-2999 square feet	\$ 476.00	\$ 495.00
ii	3000-7999 square feet	\$ 954.00	\$ 992.00
iii	8000 or more square feet	\$ 1,433.00	\$ 1,490.00
e	Public Swimming Pool Plan Check		
i	1-1,000 Square feet	\$ 1,370.00	\$ 1,425.00
ii	1,001 and more square feet	\$ 1,959.00	\$ 2,037.00
iii	All Spas	\$ 1,370.00	\$ 1,425.00
iv	Minor Remodel	\$ 474.00	\$ 493.00
v	multiple minor changes	\$ 832.00	\$ 865.00
vi	Resurface pool or spa shell finish	\$ 239.00	\$ 249.00
f	Consulting hourly rate	\$ 191.00	\$ 199.00
18	Other Inspections, Consulting, etc., hourly rate	\$ 191.00	\$ 199.00
19	Poultry Ranches	\$ 996.00	\$ 1,036.00
20	Mobile Home Park		

ATTACHMENT B
Ordinance 640 – Adjusted Fees Only

a	per mobile home park	\$ 140.00	\$ -
	per recreational vehicle park or incidental camping	\$ 25.00	\$ -
	i For each mobile home lot in a mobile home park	\$ 11.00	\$ -
	ii For each recreational vehicle lot, add to fee	\$ 2.00	\$ -
b	Temporary recreational vehicle park	\$ 25.00	\$ -
c	Mobile home park complaint re inspection fees per Title 25		
	For the first hour	\$ 196.00	\$ -
	For second and subsequent whole hours	\$ 82.00	\$ -
	For each thirty minutes or fractional part thereof	\$ 41.00	\$ -
d	Change of name or transfer of ownership	\$ 10.00	\$ -
e	Amendment of permit, other than change of name or transfer	\$ 10.00	\$ -
f	Mobile Home Park state fees per Title 25		
	2-19	\$ 40.00	\$ -
	20-49	\$ 75.00	\$ -
	50-99	\$ 175.00	\$ -
	100-249	\$ 400.00	\$ -
	250-499	\$ 800.00	\$ -
	500 or more	\$ 1,600.00	\$ -
21	Organized Camps	\$ 656.00	\$ 682.00
22	Notice of Pendency, per hour	\$ 191.00	\$ 199.00
23	Reproduction of records, per quarter hour or any portion thereof	\$ 10.00	\$ -
24	Clerical records research fee		
	First page	\$ 0.50	\$ -
	Additional Pages	\$ 0.10	\$ -
25	Hazardous material/spill impact report: per each report requested	\$ 79.00	\$ -
26	Reproduction of master computerized billing/database records	\$ 18.48	\$ -
27	Septic Tank Trucks		
	a First Vehicle	\$ 357.00	\$ 371.00
	b Each Additional Vehicle Thereafter	\$ 237.00	\$ 246.00
	c Per Maintenance Facility	\$ 179.00	\$ 186.00
	d Registration Tag Replacement	\$ 13.00	\$ 14.00
28	Privately owned/operated solid west facility permit		
	a Permit application for new, revised or closure	\$ 9,172.00	\$ 9,539.00
	b Permit application for review or modification	\$ 1,904.00	\$ 1,980.00
	c Permit application for large multicounty landfills	\$ 15,962.00	\$ 16,600.00
29	Solid Waste Facility Permit		
	a Privately owned/operated material recovery		
	b Full Permit	\$ 4,117.00	\$ 4,282.00
	c Registration Tier	\$ 1,069.00	\$ 1,112.00
	d Notification Tier	\$ 536.00	\$ 557.00
30	Admin charge for placing an assessment for unpaid trash bill	\$ 74.00	\$ 77.00

ATTACHMENT B

Ordinance 640 – Adjusted Fees Only

31	Solid Waste Transfer Vehicle, 1st	\$ 193.00	\$ 201.00
a	each additional vehicle	\$ 94.00	\$ 98.00
32	Land Application of Class A Sewage Sludge		
a	Review of a Registration		
	Each Generator or Processor	\$ 594.00	\$ 618.00
	Each Transporter	\$ 296.00	\$ 308.00
	Each Tier 2, 3 or 4 site	\$ 236.00	\$ 245.00
b	Annual Inspection and Sampling Fees		
	Each Generator or Processor	\$ 477.00	\$ 496.00
	Each Transporter	\$ 118.00	\$ 123.00
	Each Tier 1 Site	\$ 402.00	\$ 418.00
	Each Tier 2, 3 or 4 site	\$ 605.00	\$ 629.00
33	Medical Waste Generators		
a	Large quantity medical waste generators		
	i Large Quantity Generators		
	1-99 beds		
	With on-site Treatment	\$ 1,918.00	\$ 1,995.00
	Without on-site Treatment	\$ 1,280.00	\$ 1,331.00
	100-199 beds		
	With on-site Treatment	\$ 2,898.00	\$ 3,014.00
	Without on-site Treatment	\$ 1,834.00	\$ 1,907.00
	200-250 beds		
	With on-site Treatment	\$ 3,412.00	\$ 3,548.00
	Without on-site Treatment	\$ 2,346.00	\$ 2,440.00
	251+ beds		
	With on-site Treatment	\$ 5,116.00	\$ 5,321.00
	Without on-site Treatment	\$ 2,983.00	\$ 3,102.00
	ii Specialty Clinics: Surgical, Dialysis or Rehab		
	With on-site Treatment	\$ 1,386.00	\$ 1,441.00
	Without on-site Treatment	\$ 746.00	\$ 776.00
	iii Skilled Nursing Facility:		
	1-99 beds		
	With on-site Treatment	\$ 1,226.00	\$ 1,275.00
	Without on-site Treatment	\$ 586.00	\$ 609.00
	100-199 beds		
	With on-site Treatment	\$ 1,388.00	\$ 1,444.00
	Without on-site Treatment	\$ 746.00	\$ 776.00
	200 + beds		
	With on-site Treatment	\$ 1,492.00	\$ 1,552.00
	Without on-site Treatment	\$ 851.00	\$ 885.00
	iv Acute Psychiatric Hospital		
	With on-site Treatment	\$ 1,065.00	\$ 1,108.00
	Without on-site Treatment	\$ 426.00	\$ 443.00
	v Intermediate Care Facility		
	With on-site Treatment	\$ 1,280.00	\$ 1,331.00

ATTACHMENT B

Ordinance 640 – Adjusted Fees Only

	Without on-site Treatment	\$ 639.00	\$ 665.00
vi	Primary Care Clinic		
	With on-site Treatment	\$ 1,388.00	\$ 1,444.00
	Without on-site Treatment	\$ 746.00	\$ 776.00
vii	Licensed Clinical Laboratory		
	With on-site Treatment	\$ 1,065.00	\$ 1,108.00
	Without on-site Treatment	\$ 426.00	\$ 443.00
viii	Health Care Service Plan Facility		
	With on-site Treatment	\$ 1,388.00	\$ 1,444.00
	Without on-site Treatment	\$ 746.00	\$ 776.00
ix	Veterinary Clinic or Hospital		
	With on-site Treatment	\$ 1,065.00	\$ 1,108.00
	Without on-site Treatment	\$ 426.00	\$ 443.00
x	Large Quantity Generator Medical Office		
	With on-site Treatment	\$ 1,065.00	\$ 1,108.00
	Without on-site Treatment	\$ 426.00	\$ 443.00
b	Small Quantity Medical Waste Generator		
	i No storage		
	With on-site Treatment	\$ 107.00	\$ 111.00
	Without on-site Treatment	\$ 53.00	\$ -
	ii Common Storage Facility Serving:		
	10 or fewer generators	\$ 213.00	\$ 222.00
	11 to 50 generators	\$ 532.00	\$ 553.00
	51 or more generators	\$ 1,065.00	\$ 1,108.00
34	Public Water System		
	a Community Water System Annual Operating Permit:		
	i 15 to 24 service connections	\$ 590.00	\$ 614.00
	ii 25 to 99 service connections	\$ 940.00	\$ 978.00
	iii 100 to 199 service connections	\$ 1,176.00	\$ 1,223.00
	Non-Community Water System (includes Non-Transient, Non-Community Water Systems)	\$ 824.00	\$ 857.00
b	Transient Non-Community Non-food Facility Water Systems with No Water Consumption	\$ 290.00	\$ 302.00
c	Transient Non-Community Food Facility Water Systems with No Water Consumption	\$ 470.00	\$ 489.00
d			
35	Public Water System Permit Application Processing Fees:		
	a New Community Water System	\$ 1,176.00	\$ 1,223.00
	b New Non-Community Water System	\$ 704.00	\$ 732.00
	c Amendment to a domestic water supply-change of owner	\$ 354.00	\$ 368.00
	d Amendment to a domestic water supply-modification	\$ 590.00	\$ 614.00
36	Hourly rate for additional Public Water System work	\$ 180.00	\$ 187.00
37	State Small Water Systems Annual Operating Permit	\$ 1,092.00	\$ 1,136.00
38	Labor Camp Water System Annual Operating Permit	\$ 1,013.00	\$ 1,054.00
39	Water Supply Permit Review for State Small and Labor Camp Water Systems		
	Per system:	\$ 2,146.00	\$ 2,232.00

ATTACHMENT B

Ordinance 640 – Adjusted Fees Only

40	Bacterial Water Sample Cost of field collection per hour	\$ 192.00	\$ 200.00
41	Each additional chemical constituent lab analysis	\$ 27.00	At Lab Cost
42	Water System requested inspections, per hour	\$ 180.00	\$ 187.00
43	Unified Program Fees for corrective action, per hour	\$ 191.00	\$ 199.00
44	State surcharges/service fees		
45	Each regulated business pursuant to unified haz-waste		
46	Hazardous Waste Generator		
a	1-10 persons employed	\$ 511.00	\$ -
b	11-25 persons employed	\$ 765.00	\$ -
c	26-50 persons employed	\$ 1,044.00	\$ 1,086.00
d	51-100 persons employed	\$ 1,399.00	\$ 1,455.00
e	101-200 persons employed	\$ 1,651.00	\$ 1,717.00
f	201-300 persons employed	\$ 2,559.00	\$ 2,661.00
g	301-500 persons employed	\$ 3,654.00	\$ -
h	501+ persons employed	\$ 3,336.00	\$ 3,469.00
	per each employee over 500 employees	\$ 4.50	\$ 5.00
47	Hazardous Waste/Tiered Permitting and CALARP		
a	Permit by Rule	\$ 2,502.00	\$ 2,602.00
b	Conditionally Authorized	\$ 2,491.00	\$ 2,591.00
c	Conditionally Exempt	\$ 449.00	\$ -
48	Hazardous materials business plans (disclosure)		
a	Agricultural Handler	\$ 315.00	\$ 328.00
b	Special handler	\$ 534.00	\$ -
c	Level I handler	\$ 816.00	\$ 849.00
d	Level II handler	\$ 1,087.00	\$ 1,130.00
e	Level III handler	\$ 1,630.00	\$ 1,695.00
f	PSEC Sites, per hour	\$ 245.00	\$ -
g	Exempt facility	\$ 250.00	\$ -
49	Accidental Release Prevention Program, per hour	\$ 245.00	\$ -
50	Underground Storage Tanks		
a	Each underground tank	\$ 609.00	\$ 633.00
b	Permit to construct, install upgrade underground tank		
i	First tank system at facility	\$ 1,277.00	\$ 1,328.00
ii	Each additional underground tank system	\$ 424.00	\$ 441.00
c	Permit to temporarily or permanently close underground storage tank system		
i	First tank system at facility	\$ 908.00	\$ 944.00
ii	Each additional underground tank system	\$ 245.00	\$ 255.00
d	Permit to repair or modify underground storage tank	\$ 908.00	\$ 944.00
e	Re-inspection fee (consultation per hour)	\$ 245.00	\$ -
f	Emergency response hourly rate	\$ 245.00	\$ -
51	Consultation fee - hazardous materials, per hour	\$ 245.00	\$ -
52	Above Ground Petroleum Storage		
a	Exempt Facilities	\$ 74.00	\$ 77.00
b	Tier I facilities	\$ 74.00	\$ 77.00
c	Tier II facilities	\$ 74.00	\$ 77.00

ATTACHMENT B
Ordinance 640 – Adjusted Fees Only

d	Non-Qualified Facilities	\$ 224.00	\$ 233.00
53	Tobacco Retailing	\$ 457.00	\$ 475.00
	Convenience Pass through charge for credit card		
54	payment	2.37%	2.37%
55	CECH Registered Provider		
a	Accrediting a person/agency to become registered provider		
	Single course up to 10 CECH's	\$ 480.00	\$ -
	Each additional course up to 10 CECH's (per course)	\$ 240.00	\$ -
	Each additional CECH (over 10 CECH's)	\$ 30.00	\$ -
b	Renewal of previously approved CECH's		
	Single course up to 10 CECH's	\$ 240.00	\$ -
	Each additional course up to 10 CECH's (per course)	\$ 120.00	\$ -
	Each additional CECH (over 10 CECH's)	\$ 15.00	\$ -
c	Audit(s) of Course		
	Within 60 miles of Riverside main office (per audit)	\$ 200.00	\$ -
	Within 120 miles of Riverside main office (per audit)	\$ 400.00	\$ -
	More than 120 miles of Riverside main office	\$ 150.00	\$ -
56	CECH Attendee		
a	Cost per person for attending RivCo hosted training	\$ 10.00	\$ -
b	Re-generation of CECH certificate of attendance	\$ 10.00	\$ -
57	Well Construction or Destruction Permit and Related Charges		
	Water Sample, cost to collect	\$ 28.00	\$ 29.00
	Extension of Time	\$ 78.00	\$ 81.00
	Contractor Permit Transfer	\$ 30.00	\$ 31.00
	Monitoring - Single Well	\$ 173.00	\$ 180.00
	Monitoring - Additional (Same Site and Same Submittal)	\$ 79.00	\$ 82.00
	Well Destruction	\$ 191.00	\$ 199.00
	Agricultural	\$ 194.00	\$ 202.00
	Individual	\$ 528.00	\$ 549.00
	Community	\$ 712.00	\$ 740.00
	Other Types (e.g., Extract or Injection)	\$ 333.00	\$ 346.00
	Cathodic	\$ 249.00	\$ 259.00
	Well Evaluation	\$ 445.00	\$ 463.00
	Well Driller Annual Registration	\$ 39.00	\$ 41.00
	Additional Inspections and Evaluations (Minimum 1/4hr)	\$ 191.00	\$ 199.00
58	OWTS Plan Check, Installation, and Related Charges		
	Conventional OWTS	\$ 764.00	\$ 795.00
	Advanced Treatment OWTS	\$ 1,071.00	\$ 1,114.00
	Holding Tank	\$ 163.00	\$ 170.00
	Grease Interceptors	\$ 239.00	\$ 249.00
	Septic Verification	\$ 113.00	\$ 118.00
	Sewer Verification	\$ 47.00	\$ 49.00
	OWTS Destruction/Removal (Two Hour Minimum)	\$ 191.00	\$ 199.00
	OWTS Restamp	\$ 49.00	\$ 51.00

ATTACHMENT B

Ordinance 640 – Adjusted Fees Only

	Second Visit, Same Site	\$ 108.00	\$ 112.00
	Division of Real Estate/Clearance Letter (1/2 Hour Minimum)	\$ 76.00	\$ 79.00
	Consultation (minimum 1/4 hour)	\$ 108.00	\$ 112.00
59	Annual Operating Permit for Alternative OWTS		
a	Alternative OWTS - Holding Tank	\$ 224.00	\$ 233.00
b	Alternative OWTS - Advanced Treatment	\$ 297.00	\$ 309.00
60	Backflow Prevention Devices		
a	Backflow initial certification	\$ 155.00	\$ 161.00
b	Backflow three-year renewal	\$ 145.00	\$ 151.00
c	Backflow commercial certification	\$ 19.00	\$ 20.00
61	Body Art Facilities	\$ 245.00	\$ 255.00
62	Body Art Practitioners		
a	Initial Setup Fee	\$ 62.00	\$ 64.00
b	Annual Registration Fee	\$ 62.00	\$ 64.00
63	Body Art Vehicle	\$ 308.00	\$ 320.00
64	Body Art Event Sponsor Permit		
a	Sponsor	\$ 288.00	\$ 300.00
b	Body Art Demonstration Booth	\$ 63.00	\$ 66.00
65	Body Art Facility/Vehicle Plan Check	\$ 496.00	\$ 516.00
66	Body Art Reinspection Fees	\$ 178.00	\$ 185.00
67	Body Art Event Practitioner Temporary Event	\$ 27.00	\$ 28.00
68	Ear Piercing Facility Registration	\$ 49.00	\$ 51.00
69	Industrial Hygiene Fees	\$ 181.00	\$ 188.00
70	Micro-Enterprise Home Kitchen Operations Permit	\$ 651.00	\$ -

Attachment C - Ordinance 640 Fee Schedule

	Permit / Fee	Effective 7/1/2022
1	Food Facility, as defined in Section 113789 of the California Health and Safety Code:	
a.	Per food facility 1 – 2,000 square feet	
i.	Food Market	\$714.00
ii.	Restaurant	\$734.00
iii.	Bar/Tavern	\$734.00
iv.	100% Prepackaged Food Facility	\$572.00
b.	Per food facility 2,001 – 5,999 square feet	
i.	Food Market	\$1,076.00
ii.	Restaurant	\$1,106.00
iii.	Bar/Tavern	\$1,005.00
iv.	100% Prepackaged Food Facility	\$861.00
c.	Per food facility 6,000 square feet or more	
i.	Food Market	\$1,498.00
ii.	Restaurant	\$1,477.00
iii.	Bar/Tavern	\$1,399.00
iv.	100% Prepackaged Food Facility	\$1,197.00
d.	Per food facility 25-300 square feet dealing in 100% Prepackaged non-potentially hazardous food only	\$256.00
e.	Each additional food operation within a food facility 6,000 square feet or more	\$212.00
f.	Upon inspection and/or re-inspection of the facility exceeding four previous inspections and/or re-inspections per permit year for each hour or fraction thereof	\$199.00
g.	Each HACCP plan review or microbial challenge study review, Per hour	\$199.00
h.	Public and Private Schools	

Attachment C - Ordinance 640 Fee Schedule

	Receives food only from a central kitchen or facility; or only performs limited food preparation (such as heating or re-heating, or limited food assembly) as determined by the Department	
	Per site	\$451.00
	Extensive food preparation or handling (such as a small, medium, or central kitchen) as determined by the Department	
	Per site	\$904.00
i.	Hotels and Motels	
	100% prepackaged food	\$265.00
	Limited food preparation as determined by the Department	\$524.00
2	Caterer, a food facility as defined in Section 113789 of the Health and Safety Code, operated for the purpose of catering parties, banquets, weddings, and other special events:	
a.	Per caterer	\$527.00
3	Commissary, as defined in Section 113751 of the California Health and Safety Code	
a.	Per commissary	\$649.00
4	Seasonal, nonprofit snack bar (which is considered a food facility as defined in Section 113789 of the California Health and Safety Code) operated by a nonprofit organization including but not limited to Little League, Pop Warner, or American Youth Soccer, per year at the same location:	
a.	Per seasonal nonprofit snack bar, operating for no longer than six (6) consecutive months per year.	\$156.00
5	Produce stand, as defined in section 113879 of the California Health and safety Code or farm Stands, as defined in Section 113778.2 of the California Health and safety code:	
a.	Per Produce Stand	\$374.00
b.	Per Farm Stand	\$280.00
6	Restricted food Service Facility, (per section 113893 of the California Health and Safety code) (Such as "Bed and Breakfast" operations) with 20 rooms or less	\$397.00

Attachment C - Ordinance 640 Fee Schedule

7	A Cottage Food Operation (CFO), as defined in Ordinance 916	
a.	Per Class A CFO	\$186.00
b.	Per Class B CFO	\$374.00
8	Food handler certification testing, as provided for in Riverside County Code Chapter 8.44 (Ordinance No. 567):	
a.	Per each in office test including duplicates)	\$27.00
b.	Per each on-line test (including duplicates)	\$27.00
9	A Community Event is defined in section 113755 of the California Health and Safety code as an event that is of a civic political, public, or educational nature; including state and county fairs, city festivals, circuses, and other similar events as determined by the Department. The Following permit requirements of this section concern activities related to a “community event.”	
a.	A “Temporary Event” is as event where “Temporary Food Facilities,” as defined in section 113930 of the California Health and Safety Code, shall not operate in excess of 25 consecutive or non-consecutive days in any 90-day period in conjunction with a “Community Event.” The following permits are required for each community event:	
i.	Event Organizer Permit. This requirement is defined in section 114381.1 of the California Health and Safety Code. It requires the event organizer to obtain the permit ten (10) working days prior to the start of the community event.	
	1-5 vendors	\$334.00
	6-10 vendors	\$618.00
	11-15 vendors	\$903.00
	16- 20 vendors	\$1,188.00
	21-25 vendors	\$1,472.00
	26-30 vendors	\$1,757.00
	31-35 vendors	\$2,042.00
	36-40 vendors	\$2,325.00

Attachment C - Ordinance 640 Fee Schedule

	41-45 vendors	\$2,611.00
	46-50 vendors	\$2,894.00
	51 vendors or more	\$3,180.00
ii.	Temporary Food Facility Permit. This is required for each temporary food facility, more commonly referred to as a "Food Booth," or Stationary Mobile food Preparation Unit" which have any unpackaged food items, any pre-packaged perishable food items, or perform any food preparation activities.	\$202.00
iii.	100% Pre-packaged Temporary food facility permit. This is required for each temporary food facility, more commonly referred to as a "Food Booth," which services only 100% pre-packaged, non-perishable foods.	\$110.00
iv.	Stationary Mobile Food Preparation Unit Permit. These mobile food facilities are more commonly referred to as trailers, step vans, etc. These units must be approved as to their construction by this Department. A separate permit is required for each unit.	\$142.00
b.	An "Occasional Event" is defined as an event where Temporary Food Facilities may operate no more than three (3) days in any 90 Day period. The following permits are required for each occasional event:	
i.	Event Organizer Permit. This requirement is defined in Section 114381.1 of the California Health and Safety Code. It requires the event organizer obtain the permit ten (10) working days prior to the start of the community event.	
	1-5 vendors	\$334.00
	6-10 vendors	\$618.00
	11-15 vendors	\$903.00
	16-20 vendors	\$1,188.00
	21-25 vendors	\$1,472.00
	26-30 vendors	\$1,757.00
	31-35 vendors	\$2,042.00
	36-40 vendors	\$2,325.00
	41-45 vendors	\$2,611.00
	46-50 vendors	\$2,894.00

Attachment C - Ordinance 640 Fee Schedule

	51 vendors or more	\$3,180.00
ii.	Occasional Food Facility Permit. This is required for each occasional food facility, more commonly referred to as a "Food Booth" or "Stationary Mobile Food Preparation Unit"; which have any unpackaged food items, pre-packaged perishable food items, or perform any food preparation activities.	\$98.00
iii.	100% Pre-packaged Occasional Food Facility Permit. This is required for each occasional food facility more commonly referred to as a "Food Booth," which serves only 100% pre-packaged, non- perishable foods.	\$62.00
iv.	Stationary Mobile Food Preparation Unit Permit. These mobile food facilities are more commonly referred to as trailers, step vans, etc. These units must be approved as to their construction by this Department. A separate permit is required for each unit.	\$78.00
c.	Community event discounted permit fees. If the event organizer of a "Community Event" meets the following provisions, a discount as outlined below will be applied to food vendors operating at the event and the "Event Organizer Permit" fee will be waived:	
i.	Provide the Department with a complete list of all food vendors, which will operate at the event at least two weeks prior to the start of the event. The list must include the owners name, business name, address, telephone number and category of operation as listed above, for each food vendor.	
ii.	Pay in full all permit fees required by this Department for each food vendor at least two weeks prior to the start of the event. Food vendors found at the Community Event that were not included on the list provided by the Event Organizer will not receive the discounted rate and/or may be required to leave the event.	
iii.	Temporary Events:	
	1-5 vendors	\$652.00
	6-10 vendors	\$1,222.00
	11-15 vendors	\$1,793.00
	16-20 vendors	\$2,363.00
	21-25 vendors	\$2,933.00
	26-30 vendors	\$3,504.00

Attachment C - Ordinance 640 Fee Schedule

	31-35 vendors	\$4,073.00
	36-40 vendors	\$4,644.00
	41-45 vendors	\$5,215.00
	46-50 vendors	\$5,785.00
	51-55 vendors	\$6,355.00
	56-60 vendors	\$6,925.00
	61-65 vendors	\$7,495.00
	66-70 vendors	\$8,067.00
	71-75 vendors	\$8,636.00
	76-80 vendors	\$9,205.00
	81-85 vendors	\$9,776.00
	86-90 vendors	\$10,346.00
	91-95 vendors	\$10,917.00
	96 vendors or more	\$11,487.00
iv.	Occasional Events:	
	1-5 vendors	\$199.00
	6-10 vendors	\$319.00
	11-15 vendors	\$436.00
	16-20 vendors	\$553.00
	21-25 vendors	\$671.00
	26-30 vendors	\$790.00
	31-35 vendors	\$908.00
	36-40 vendors	\$1,026.00
	41-45 vendors	\$1,144.00
	46-50 vendors	\$1,261.00
	51-55 vendors	\$1,380.00
	56-60 vendors	\$1,498.00
	61-65 vendors	\$1,616.00
	66-70 vendors	\$1,734.00
	71-75 vendors	\$1,851.00

Attachment C - Ordinance 640 Fee Schedule

	76-80 vendors	\$1,969.00
	81-85 vendors	\$2,088.00
	86-90 vendors	\$2,206.00
	91-95 vendors	\$2,323.00
	96 vendors or more	\$2,441.00
10	Food Sales at Swap Meets: Food sales at swap meets are limited to the two following activities: Mobile Food Facilities (see Section 4.52.120, Section 10, a, b, c, and d) and Swap Meet pre-packaged food stands.	
a.	Swap Meet 100% pre-packaged, non-potentially hazardous food stand.	\$163.00
b.	Swap Meet Organizer Permit: This requirement is defined in section 114381.1 of the California Health and Safety Code. It requires the organizer to obtain a permit at the beginning of each calendar year depending on the number of food vendors allowed at the swap meet. A listing of vendors must be provided and updated as needed to be current; additional vendors or substitutes may be added quarterly. If the number of vendors increases the organizer fee shall increase and the difference in fee shall be charged. No refunds will be issued for vendors that are excluded or discontinue participation at the swap meet during the year or quarter.	
	1-5 vendors	\$167.00
	6-10 vendors	\$199.00
	11-15 vendors	\$233.00
	16-20 vendors	\$268.00
	21-25 vendors	\$299.00
	26-30 vendors	\$334.00
	31-35 vendors	\$368.00
	36-40 vendors	\$400.00
	41-45 vendors	\$429.00
	46-50 vendors	\$462.00
	51 vendors or more	\$496.00
11	Mobile Food Facilities and Mobile Support Units as defined in Sections 113831 & 113833 of the California Health and Safety Code	

Attachment C - Ordinance 640 Fee Schedule

a.	Per each mobile food facility, must be 100% pre-packaged foods (ice cream trucks, "cold trucks", ancillary carts, etc.)	\$418.00
b.	Per each 100% pre-packaged mobile food facility (tamale push cart, ice cream push cart, etc.)	\$163.00
c.	Per each unpackaged mobile food facility (hot dog carts, espresso carts, shaved ice carts, ancillary carts, etc.).	\$589.00
d.	A mobile food facility, motorized or un-motorized; limited to selling only whole, uncut produce	\$251.00
e.	Per mobile support unit	\$589.00
f.	Mobile Food Truck Fee	\$754.00
12	Community Artisan Operation is a food provider offering limited products prepared, stored, or labeled in a permitted kitchen, requiring a kitchen agreement letter from this department, signed by the owner, operator and an Environmental Health Specialist	\$250.00
13	Certified Farmers' Market as defined in Section 113742 of the California Health and Safety Code:	
a.	Per certified farmers' market	\$502.00
14	Holiday operations; profit or nonprofit food establishment or food facilities operating for 30-45 days around a holiday:	
a.	Per Holiday operation	\$127.00
15	Vending Machine, as defined in Section 113938 of the California Health and Safety Code:	
a.	Per vending machine	\$75.00
16	Public Swimming Pool or Public Spa, as defined in California Code of Regulations, Title 22, Section 65501 (includes wading or special use pool):	
a.	Per public swimming pool	\$406.00
b.	Per public spa pool	\$406.00
c.	Per Wading Pools	\$406.00
d.	Per Water Features	\$406.00

Attachment C - Ordinance 640 Fee Schedule

e.	Public Pool and/or Spa that has been drained and locked for longer than 6 months and still requires monitoring for safety.	\$192.00
17	Plan check fees and on-site evaluations:	
a.	Plan check for food facility, as defined in Section 113789 of the California Health and Safety Code.	
i.	New food facility 1 - 200 square feet, for each set of plans	\$865.00
ii.	New food facility 201 - 1,499 square feet, for each set of plans	\$1,525.00
iii.	New food facility 1,500 - 2,999 square feet, for each set of plans	\$1,831.00
iv.	New food facility 3,000 - 5,999 square feet, for each set of plans	\$2,037.00
v.	New food facility 6,000 - 9,999 square feet, for each set of plans (not including any additional satellite food facilities)	\$2,242.00
vi.	New food facility 10,000 - 19,999 square feet, for each set of plans (not including any additional satellite food facilities)	\$2,698.00
vii.	New food facility 20,000 or more square feet, for each set of plans (not including any additional satellite food facilities)	\$3,565.00
viii.	Where existing food facility for which a valid receipt has been issued, pursuant to this chapter, is remodeled or renovated. The plan check fee for each set of plans shall be based on the total square footage being remodeled or renovated with the same plan check fee as that for a new food facility of the same size, as specified elsewhere in this chapter.	
ix.	Minor remodeling of existing food facilities; including, but not limited to, the addition of large reach-in refrigerators, walk-in refrigerators, exhaust hoods, self-serve beverage bars, or changes involving plumbing; evaluation of out of business facilities for the purpose of reopening when only minor items exist. This fee would cover 3-4 inspections; any additional inspections would be charged at the set hourly rate.	\$493.00
x.	Remodel Fee	\$865.00
b.	Where on-site evaluation of a previously operating food facility not in current operation is requested in lieu of or in addition to submission of a construction, remodeling or renovation plan, the fees for such on-site evaluation shall be in addition to such plan check fees, as specified elsewhere in this chapter.	

Attachment C - Ordinance 640 Fee Schedule

i.	Each hour, or fraction thereof, of on-site evaluation	\$199.00
c.	For plan check of Mobile Food Facilities and Mobile Support Units as defined in Sections 113831 & 113833 of the California Health and Safety Code.	
i.	Each unpackaged mobile food facility	\$0.00
ii.	Each mobile support unit or ancillary cart.	\$0.00
iii.	Each pre-packaged mobile food facility or ancillary cart handling potentially hazardous foods as defined in Section 113871 of the California Health and Safety Code	\$0.00
iv.	Each Mobile Food Facility Truck or Trailer	\$0.00
v.	Remodel required due to changes in existing food service or changes to vehicle or cart will be charged per hour	\$199.00
d.	Incidental pre-packaged food facilities where food sales are not the primary retail item:	
i.	1 - 2,999 square feet, for each set of plans	\$495.00
ii.	3,000 - 7,999 square feet, for each set of plans	\$992.00
iii.	8,000 square feet and larger, for each set of plans	\$1,490.00
e.	For plan check of public swimming pools, as provided for in the California Code of Regulations, Title 22, Section 65505:	
i.	Swimming pool 1 - 1,000 square feet, for each set of plans	\$1,425.00
ii.	Swimming pool over 1,001 square feet for each set of plans	\$2,037.00
iii.	All spa pools	\$1,425.00
iv.	Minor remodeling of existing pool facilities; including, but not limited to, Virginia Graeme Baker upgrades (2 bodies of water per enclosure), new/changing of fencing, or changing/adding equipment.	\$493.00
v.	Multiple minor changes (and some major changes, depending on scope of work) to pool. For example: fencing + equipment changes + re-plastering; equipment changes + re-plumbing; reviewing outdated plans where additional inspections are required, etc.	\$865.00
vi.	Resurface of pool or spa shell finish (re-plaster)	

Attachment C - Ordinance 640 Fee Schedule

	Completion of worksheet; evaluation of surface material (plaster) including the change in slope if applicable; step risers and treads; handrails and ladders; depth markers; rope and buoy anchors; coping; skimmers; suction outlet covers.	\$ 239.00 per body of water
f.	Where on-site evaluation of a pool or spa facility is requested in lieu of or in addition to submittal of plans (and corresponding plan check fees paid)	
i.	Each hour, or fraction thereof, of on-site evaluation	\$199.00
18	Requested or mandated inspections, re-inspections, consultations, site visits, response to illegal or unpermitted activities or any time spent to abate violations related to a business, home, or property; not supported by fees or otherwise provided for in this chapter:	
a.	For each hour, or fraction thereof	\$199.00
19	Poultry Ranches:	
a.	Each commercial poultry ranch	\$996.00
20	Mobile Home Park, Recreational Vehicle Park, Temporary Recreational Vehicle Park, and Incidental Camping Area, as defined, respectively, in Sections 18214, 18215, 18217, 18208 and 18502 of the California Health and Safety Code:	
a.	Per mobile home park	\$140.00
	Per recreational vehicle park or incidental camping area	\$25.00
i.	For each mobile home lot in a mobile home park, add to fee	\$11.00
ii.	For each recreational vehicle lot, add to fee	\$2.00
b.	Temporary recreational vehicle park	\$25.00
c.	Mobile home park complaint re inspection fees per Title 25, section 1004.5c	
	For the first hour;	\$196.00
	For second and subsequent whole hours;	\$82.00
	For each thirty minutes or fractional part thereof	\$41.00
d.	Change of name or transfer of ownership of mobile home park, recreational vehicle park, temporary recreational vehicle park, or incidental camping area	\$10.00
e.	Amendment of permit, other than change of name or transfer of ownership, or for duplicate	\$10.00

Attachment C - Ordinance 640 Fee Schedule

f.	Mobile Home Park State fees as set forth under the California Code of Regulations, Title 25, Section 1008:	
	Number of Lots	State Fees
	2-19	\$40.00
	20-49	\$75.00
	50-99	\$175.00
	100-249	\$400.00
	250-499	\$800.00
	500 or more	\$1,600.00
21	Organized camp, as defined in Section 18897 of the California Health and Safety Code	\$656.00
a.	For each food facility on the premises	1/3 normal fee
b.	For each swimming pool or spa pool on the premises	1/2 normal fee
22		
a.	All Department staff time expended related to the situation which caused the pendency to be placed shall be reimbursed at the following hourly rate or fraction thereof:	\$199.00
b.	Other costs – All other costs related to the correction of the situation which caused the pendency to be placed on the property shall also be itemized as to their actual costs and must be reimbursed to the Department prior to the release of the pendency.	
23	Reproduction of records, per each quarter hour or any portion thereof	\$10.00
24	Clerical records research fee	
	First Page	\$0.50
	Additional Pages	\$0.10
25	Hazardous material/spill impact report:	
	Per each report requested	\$79.00
26	Reproduction of master computerized billing/ database records:	\$18.48

Attachment C - Ordinance 640 Fee Schedule

27	Cleaning and/or transporting waste from septic tanks, chemical toilets, cesspools, seepage pits, aircraft holding tanks, or disposing of the cleanings thereof, and transporting animal by-products or sewage sludge as provided in Section 117405 of the California Health and Safety Code and Riverside County Code Chapter 8.84 (Ordinance No. 712).	
a.	First vehicle	\$371.00
b.	Each additional vehicle thereafter	\$246.00
c.	Per maintenance facility	\$186.00
d.	Registration tag replacement	\$14.00
28	Processing privately owned or operated solid waste facility permit applications to include Full, Standardized, Registration and Notification Tier facilities as provided in Section 44006 of the Public Resources Code:	
a.	Permit application for new, revised or closure permits	\$9,539.00
b.	Permit application for permit review or modification	\$1,980.00
c.	Permit application for large multicounty landfills	\$16,600.00
29	Solid waste facilities permit as defined in Section 40194 of the Public Resources Code:	
a.	Privately owned or operated material recovery facility, Privately owned or operated transfer station, Green Waste (or Wood Waste) Chipping and Grinding, Construction and Demolition and Inert Debris (CDI) Processing or Recycling or Disposal facilities as defined in Sections 17850 et. seq., 17837 et. seq. and 17380 et. seq. of Title 14, CA Code of Regulations	
b.	Full Permit	\$4,117.00
c.	Registration Tier	\$1,069.00
d.	Notification Tier	\$536.00
30	Administrative charge for placing a lien on a parcel pursuant to Ordinance 745 for unpaid trash collection charges.	\$74.00
31	Solid Waste Transfer Vehicle, 1st	
a.	Each Additional	\$98.00
<p>If the County's cost of conducting monitoring activities, including mandated inspections and complaint investigations, is greater than the permit fee the operator shall pay the difference to the County within thirty (30) calendar days of receipt of an invoice. Solid waste landfill fees shall be submitted within thirty (30) days of the end of the month and shall include a statement indicating the daily amount of waste received per site.</p>		

Attachment C - Ordinance 640 Fee Schedule

32	Land Application of Class A Sewage Sludge per Ordinance 830	
a.	Review of a Registration:	
	Each Generator or Processor	\$618.00
	Each Transporter	\$308.00
	Each Tier 2, 3, or 4 site	\$245.00
b.	Annual Inspection and Sampling Fees	
	Each Generator or Processor	\$496.00
	Each Transporter	\$123.00
	Each Tier 1 Site	\$418.00
	Each Tier 2, Tier 3, or Tier 4 Application Site	\$629.00

Attachment C - Ordinance 640 Fee Schedule

33	Medical Waste Generators as defined in Section 117705 of the California Health and Safety Code.		
	a.	Large quantity medical waste generators	
		Effective July 01, 2022	
		Annual Fee	
		With on-site	Without on-site
		Treatment	Treatment
	i.	Large quantity Generators	
		1-99 beds	\$1,995.00
		100-199 beds	\$1,331.00
		200-250 beds	\$3,014.00
		251+ beds	\$1,907.00
			\$2,440.00
			\$3,102.00
	ii.	Specialty clinics:	
		Surgical, dialysis or rehabilitation	\$1,441.00
	iii.	Skilled nursing facility:	
		1-99 beds	\$1,275.00
		100-199 beds	\$609.00
		200+ beds	\$1,444.00
			\$776.00
			\$1,552.00
			\$885.00
	iv.	Acute psychiatric hospital	\$1,108.00
	v.	Intermediate care facility	\$443.00
	vi.	Primary care clinic	\$1,331.00
	vii.	Licensed clinical laboratory	\$665.00
	viii.	Health care service plan facility	\$1,444.00
	ix.	Veterinary clinic or hospital	\$776.00
	x.	Large quantity generator medical office	\$1,108.00
			\$443.00
	b.	Small quantity medical waste generator	
	i.	No storage	\$111.00
			\$ -
	ii.	Common storage facility serving:	
		10 or fewer generators	\$222.00
		11 to 50 generators	\$553.00
		51 or more generators	\$1,108.00

Attachment C - Ordinance 640 Fee Schedule

34	Public water system, as defined in the California Health and Safety Code, Section 116275 shall pay an annual operating fee pursuant to California Health and Safety Code, Section 116565:	
a.	Community water system	
i.	15 to 24 service connections	\$614.00
ii.	25 to 99 service connections	\$978.00
iii.	100 to 199 service connections	\$1,223.00
b.	Non-community water system (includes Non-transient, non-community water systems)	
c.	Transient Non-Community non-food facility water systems with no water consumption	\$302.00
d.	Transient Non-Community food facility water systems with no water consumption	\$489.00
35	Public water system permit application processing fees as provided in the California Health and Safety Code, Section 116570:	
a.	New community water system.	\$1,223.00
b.	New non-community water system (includes Non-transient, non-community water systems).	\$732.00
c.	Amendment to a domestic water supply permit due to a change of ownership.	\$368.00
d.	Amendment to a domestic water supply permit due to addition or modification of the source of supply, or an addition or change in method of treatment of the water supply.	\$614.00
36	Each public water system shall reimburse the Department of Environmental Health for actual costs, at the following hourly rate or fraction thereof, for enforcement as provided for in the California Health and Safety Code, Section 116595, (a) for activities related to the following:	
a.	Preparing, issuing and monitoring compliance with an order or a citation;	
b.	Preparing and issuing public notification;	
c.	Conducting a hearing pursuant to Section 116625 of the California Health and Safety Code.	
d.	Requests for exemptions, variances or waivers for any applicable requirement.	
37	State Small Water Systems as defined in California Health and Safety Code, Section 116275(n), annual operating permit:	\$1,092.00
38		

Attachment C - Ordinance 640 Fee Schedule

	Employee housing water system, as addressed in the Health and Safety Code section 17021, annual operating permit:	\$1,054.00
39	Water supply permit review for State small and employee housing water systems as provided in the California Health and Safety Code, Section 116340, per system	\$2,232.00
40	Bacterial water sample, as provided in the California Health and Safety Code, Section 116340, cost to collect sample:	\$200.00
41	Each additional chemical constituent laboratory analysis and collection as specified in Department of Environmental Health policy as a part of a water well evaluation.	At Lab Cost
42	Requested inspections/consultations relating to water systems, not supported by fees as otherwise provided for in this chapter, per hour or fraction thereof:	\$187.00
43	Unified Program Fees for Corrective Action at Contaminated Sites. A responsible party or person requesting the County's oversight of corrective action to address a release of hazardous waste or hazardous constituents at a site shall pay the County for oversight costs incurred, while acting as the Unified Program Agency, pursuant to California Code of Regulations Section 68400 and Health and Safety Code, Division 20, Chapter 6.11.	
a.	All Department staff time spent on activities related to environmental consultations, reviews, and oversight of assessments and cleanups, shall be reimbursed at the following hourly rate or fraction thereof:	\$199.00
b.	Other costs – Costs incurred by the Department for technical assistance or consultation services performed by outside agencies related to human health and/or environmental risk assessment evaluations shall be reimbursed at their actual cost.	
44	State Surcharges/Service Fees pursuant to the Unified Hazardous Waste and Hazardous Materials Management Regulatory Program, California Code of Regulations, Title 27, Sections 15240 and 15250 shall be assessed each regulated business as applicable. The applicable State Surcharges/Service Fees will be published annually by the State and verified by both the Department and the Auditor-Controller prior to implementation into the Certified Unified Program Agency (CUPA) Single Fee System.	

Attachment C - Ordinance 640 Fee Schedule

45	Each regulated business pursuant to the Unified Hazardous Waste and Hazardous Materials Management Regulatory Program, California Code of Regulations, Title 27, Section 15210, may be assessed a Certified Unified Program Agency administrative oversight fee to fund the necessary and reasonable costs of implementing the unified program and large quantity generators.	
46	Hazardous waste generators as defined in the Hazardous Waste Control Law of the State of California, Health and Safety Code, Division 20, Chapter 6.5, Article 1, Section 25100 et seq., and Riverside County Code Chapter 8.60 (Ordinance 615).	
a.	Where from 1 to 10 persons are employed by and at the site of the applicant's establishment	\$511.00
b.	Where from 11 to 25 persons are employed by and at the site of the applicant's establishment	\$765.00
c.	Where from 26 to 50 persons are employed by and at the site of the applicant's establishment	\$1,086.00
d.	Where from 51 to 100 persons are employed by and at the site of the applicant's establishment	\$1,455.00
e.	Where from 101 to 200 persons are employed by and at the site of the applicant's establishment	\$1,717.00
f.	Where from 201 to 300 persons are employed by and at the site of the applicant's establishment	\$2,661.00
g.	Where from 301 to 500 persons are employed by and at the site of the applicant's establishment	\$3,654.00
h.	Where 501 or more persons are employed by and at the site of the applicant's establishment, the annual fee shall be \$3,336.00 plus \$4.50 for each employee over 500 employees.	
47	Hazardous Waste/Tiered Permitting as defined in the State of California, Health and Safety Code, Division 20, Chapter 6.5:	
a.	Permit By Rule	\$2,602.00
b.	Conditionally Authorized	\$2,591.00
c.	Conditionally Exempt	\$449.00
48	Hazardous materials business plans (disclosure) as defined in the Hazardous Materials Release Response Plans and Inventory Law of the State of California, Health and Safety Code, Chapter 6.95, Division 20, Sections 25500 et seq. and Riverside County Code Chapter 8.64 (Ordinance 651).	

Attachment C - Ordinance 640 Fee Schedule

a.	Agricultural handler	\$328.00
b.	Special handler	\$534.00
c.	Level I handler	\$849.00
d.	Level II handler	\$1,130.00
e.	Level III handler	\$1,695.00
f.	Public Safety Enterprise Communication Sites, per hour	\$245.00
g.	Exempt facility: this is an annual fee for facilities that are exempt from the requirement for submission of a business plan or amendments but that wish to provide the plan for inclusion in the emergency response database maintained by the hazardous materials management division, per facility.	\$250.00
49	California Accidental Release Prevention Program and Risk Management Plan reviews/inspections as defined in the State of California Health and Safety Code, Chapter 6.95 and/or Title 19 California Code of Regulations and/or Section 112 (r) of the Clean Air Act (42 U.S.C. § 7412) and/or 40 Code of Federal Regulations:	
a.	Review of Risk Management Plan/Facility Inspections, per hour	\$245.00
50	Underground storage tank systems as defined in the State of California Health and Safety Code, Division 20, Chapter 6.7, Sections 25280, et seq., and Riverside County Code Chapter 8.140 (Ordinance 617).	
a.	Permit to operate an underground storage tank system:	
	Each underground tank system at a facility	\$633.00
b.	Permit to construct, install or upgrade an underground storage tank system:	
i.	First underground tank system at a facility (up to 6 hours review time, additional review time required will be charged at \$214.00 /hour)	\$1,328.00
ii.	Each additional underground tank system at such a facility (up to 2 hours review time, additional review time required will be charged at \$214.00/hour)	\$441.00
c.	Permit to temporarily or permanently close an underground storage tank system:	
i.	First underground tank system at a facility (up to 4 hours review time, additional review time required will be charged at \$214.00/hour)	\$944.00
ii.	Each additional underground tank system at facility (up to 1 hour of review time, additional review time required will be charged at \$214.00/hour)	\$245.00

Attachment C - Ordinance 640 Fee Schedule

d.	Permit to repair or modify an underground tank system, (for the first four hours of review time after which the consultation rate for each additional hour or portion of shall be applicable at the rate of \$214.00/hour)	\$944.00
e.	Re-inspection fee (consultation rate per hour)	\$245.00
f.	Emergency response hourly rate	\$245.00
51	Consultation rate – hazardous materials, per hour	\$245.00
52	Above Ground Petroleum Storage Act (APSA) Facilities APSA has been adopted in the California Health and Safety Code, Chapter 6.67. Under APSA, tank facility owners and operators are required to prepare and implement a Spill Prevention, Control, and Countermeasure (SPCC) Plan.	
a.	Exempt Facilities	\$77.00
b.	Tier I facilities	\$77.00
c.	Tier II facilities	\$77.00
d.	Non-Qualified Facilities	\$233.00
53	Tobacco Retailing as defined in Ordinance 838	
a.	For each Tobacco Retail Facility	\$475.00
54	Merchant Convenience Fee Charge for Credit & Debit Card Payments	2.37% of total transaction Charged
55	CECH Registered Provider	
a.	Accrediting a person/agency to become a registered provider for CECH's: application and course materials evaluation	
	Single course up to 10 CECH's	\$480.00
	Each additional course up to 10 CECH's (per course)	\$ 240.00 per course
	Each additional CECH (over 10 CECH's)	\$ 30.00 per CECH
b.	Renewal of previously approved courses for CECH's (through Riverside County Special Projects Training Program)	
	Single course up to 10 CECH's	\$240.00
	Each additional course up to 10 CECH's (per course)	\$ 120.00 per course
	Each additional CECH (over 10 CECH's)	\$ 15.00 per CECH
c.	Audit(s) of course – at least one audit per course or 10% of course training dates (whichever is greater)	

Attachment C - Ordinance 640 Fee Schedule

	Within 60 miles of Riverside main office	\$ 200.00 per audit
	Within 120 miles of Riverside main office	\$ 400.00 per audit
	More than 120 miles of Riverside main office	Travel expenses plus \$ 150.00 per hour of CECH class
56	CECH Attendee	
a.	Cost per person for attending a Riverside County hosted/sponsored CECH training	\$ 10.00 per CECH plus materials and share of program/speaker cost
b.	Re-generation of CECH certificate of attendance (after 30 days of class up to two years of date of class)	\$ 10.00 per certificate per event

Attachment C - Ordinance 640 Fee Schedule

		Fee Effective July 1, 2022		
PERMIT / FEE		Fixed Fee Amount	2% LMS Fee	Total Amount
57	Well Construction or Destruction Permit and Related Charges			
	Water Sample, Cost to Collect	\$29.00	\$0.58	\$29.58
	Extension of Time	\$81.00	\$1.62	\$82.62
	Contractor Permit Transfer	\$31.00	\$0.62	\$31.62
	Monitoring - Single Well	\$180.00	\$3.60	\$183.60
	Monitoring - Additional (Same Site and Same Submittal)	\$82.00	\$1.64	\$83.64
	Well Destruction	\$199.00	\$3.98	\$202.98
	Agriculture	\$202.00	\$4.04	\$206.04
	Individual	\$549.00	\$10.98	\$559.98
	Community	\$740.00	\$14.80	\$754.80
	Other Types (e.g., Extract or Inject)	\$346.00	\$6.92	\$352.92
	Cathodic	\$259.00	\$5.18	\$264.18
	Well Evaluation	\$463.00	\$9.26	\$472.26
	Well Driller Annual Registration	\$41.00	\$0.82	\$41.82
	Additional Well Inspections and Evaluations	\$199.00	\$3.98	\$202.98
58	OWTS Plan Check, Installation and Related Charges			
	Conventional OWTS	\$795.00	\$15.90	\$810.90
	Advanced Treatment OWTS	\$1,114.00	\$22.28	\$1,136.28
	Holding Tank	\$170.00	\$3.40	\$173.40
	Grease Interceptors	\$249.00	\$4.98	\$253.98
	Septic Verification	\$118.00	\$2.36	\$120.36
	Sewer Verification	\$49.00	\$0.98	\$49.98
	OWTS Destruction/Removal (Two Hour Minimum)	\$199.00	\$3.98	\$202.98
	OWTS Restamp	\$51.00	\$1.02	\$52.02
	Second Visit, Same Site	\$112.00	\$2.24	\$114.24
	Division of Real Estate/Clearance Letter (1/2 Hour Minimum)	\$79.00	\$1.58	\$80.58
	Consultation (1/4 Hour Minimum)	\$112.00	\$2.24	\$114.24

Attachment C - Ordinance 640 Fee Schedule

59	Annual operating permit for alternative on-site wastewater treatment systems (OWTS) as required by Riverside County Code Chapter 8.124 (Ordinance No.650)	
a.	Alternative OWTS or holding tank	\$224.00
b.	Alternative OWTS with advanced treatment	\$297.00
60	Examination and issuance of certificate of competency for the inspection of backflow prevention devices, as provided for in California Code of Regulations, Title 17, Section 7605:	
a.	Initial certificate of competency	\$155.00
b.	Three-year renewal, examination and renewal of competency	\$145.00
c.	Commercial certified backflow tester listing, per individual or company	\$20.00
61	Body Art Facility as defined in Section 119301 of the California Health and Safety Code	
a.	Per Facility	\$245.00
62	Body Art Practitioner as defined in Section 119301 of the California Health and Safety Code	
a.	Initial Setup Fee (one time)	\$62.00
b.	Registration Fee (annual)	\$62.00
63	Body Art Vehicle as defined in Section 119301 of the California Health and Safety Code	
a.	Per Vehicle	\$308.00
64	Body Art Demonstration Booths and vehicles as defined in Section 119317 of the California Health and Safety Code that operate at a singular event or site other than a permitted Body Art Facility that occurs no more than 7 days in a 90-day period and occur only at events or sites with an approved Sponsor	
a.	Sponsor, as defined in Section 119301 of the California Health and Safety Code, is responsible for the operating site of the Body Art Demonstration Booth(s) and shall secure an event permit based on the total number of Body Art Demonstration Booths.	
i.	Body Art Event Sponsor Permit	\$288.00
b.	Body Art Demonstration Booth	\$63.00
65	Body Art Facility/Vehicle Plan Check	
a.	Per Plan	\$496.00
66	Body Art Re-inspection fees	\$178.00
67	Body Art Event Practitioner "Temporary Event"	
a.	Registration	\$27.00

Attachment C - Ordinance 640 Fee Schedule

68	Ear Piercing Facility Registration as defined in Section 119325 of California Health and Safety Code	
a.	Per Facility	\$49.00
69	Industrial Hygiene activities including, but not limited to: Asbestos, Lead evaluation, plus any associated costs.	\$188.00
70	Micro-Enterprise Home Kitchen Operations Permit	\$651.00

Attachment C - Ordinance 640 Fee Schedule