

**SUBMITTAL TO THE BOARD OF SUPERVISORS  
COUNTY OF RIVERSIDE, STATE OF CALIFORNIA**



**ITEM: 3.7  
(ID # 18733)**

**MEETING DATE:**  
Tuesday, April 26, 2022

**FROM :** ENVIRONMENTAL HEALTH:

**SUBJECT:** ENVIRONMENTAL HEALTH: Set a Public Hearing for the Annual Rate Adjustment to Waste Collection for Desert Valley Disposal, Inc. within Riverside County Waste Franchise Area 10, Districts 4 and 5. [\$0] (Clerk to Advertise - Set for Hearing May 10, 2022)

**RECOMMENDED MOTION:** That the Board of Supervisors:

1. Set the public hearing to receive public comments on the annual adjustment to the waste collection rates within the County Franchise Area 10;
2. Direct the Clerk of the Board to advertise said public hearing for May 10, 2022 at the hour of 9:30 a.m. or as soon as possible thereafter; and
3. At the conclusion of the public hearing, adopt Resolution No. 2022-101 adjusting the rates by the Consumer Price Index (CPI).

**ACTION:**Set for Hearing, Policy

  
Jeff Johnson, Director Environmental Health

4/14/2022

  
Aaron Gettis, Deputy County Counsel


4/14/2022

---

**MINUTES OF THE BOARD OF SUPERVISORS**

On motion of Supervisor Hewitt seconded by Supervisor Perez and duly carried, IT WAS ORDERED that the above matter is approved as recommended and is set for public hearing on Tuesday, May 10, 2022, at 9:30 a.m. or as soon as possible thereafter.

Ayes: Jeffries, Perez, and Hewitt  
Nays: Spiegel  
Absent: Washington  
Date: April 26, 2022  
xc: Environmental Health, COB

Kecia R. Harper  
Clerk of the Board  
By:   
Deputy

**SUBMITTAL TO THE BOARD OF SUPERVISORS COUNTY OF RIVERSIDE,  
STATE OF CALIFORNIA**

<b>FINANCIAL DATA</b>	<b>Current Fiscal Year:</b>	<b>Next Fiscal Year:</b>	<b>Total Cost:</b>	<b>Ongoing Cost</b>
<b>COST</b>	\$ 0	\$ 0	\$ 0	\$ 0
<b>NET COUNTY COST</b>	\$ 0	\$ 0	\$ 0	\$ 0
<b>SOURCE OF FUNDS: N/A</b>			<b>Budget Adjustment: No</b>	
			<b>For Fiscal Year: 22/23</b>	

**C.E.O. RECOMMENDATION:** Approve

**BACKGROUND:**

**Summary**

Waste Collection Franchise Agreements covering most unincorporated portions of Riverside County were phased in between 1997 and 1998. Within each of the existing eleven Franchise Agreements is a provision for an annual adjustment of the rates effective each July 1<sup>st</sup>. Franchise area 10 is generally the unincorporated county area within the upper Coachella Valley as shown in Attachment C.

This includes adjustment of pass-through item costs including any changes to landfill costs including the Alternative Daily Cover surcharge or transfer station fees, and an increase based on Consumer Price Index (CPI) for the balance of the rate. Costs are adjusted by the CPI for the Riverside/San Bernardino/Ontario, California, as published by the United States Department of Labor, Bureau of Labor Statistics as shown in Attachment D. The proposed rates were adjusted as delineated in the franchise agreement using a CPI of 8.6% for the change from January 2021 to January 2022. DVD is subject to other increases that are dictated by their waste delivery agreements with Burrtec who operates the transfer stations at Edom Hill and Coachella and is reflected in the 8.274% increase in disposal costs, and the 8.588% increase in green waste tip fees, and the 13.333% increase in food waste tip fee noted on their rate sheets. The proposed rates for traditional mixed recycling have been reduced by 23.61%.

The detailed rate calculation worksheets factoring in the CPI increase have been reviewed for accuracy and the updated rate sheets are maintained by the Department of Environmental Health.

**Impact on Residents and Businesses**

The current typical residential accounts pay \$27.49 a month. The approval of the proposed CPI increase and diversion fee decrease would result in a rate of \$29.52 per month an actual overall increase of \$2.03 per month. Commercial customers rates vary based on the size of bins and frequency of services provided. The rates attached include an increase to

**SUBMITTAL TO THE BOARD OF SUPERVISORS COUNTY OF RIVERSIDE,  
STATE OF CALIFORNIA**

disposal costs which are addressed in a separate request from the Department of Waste Resources to adjust the landfill tipping fees for solid waste disposal by 8.59%.

The approval of this change will result in no cost to the County; implementation expenses are borne by the franchisee.

**ATTACHMENTS**

- Attachment A – DVD Resolution 2022-101
- Attachment B – DVD FY 22-23 Rate Sheets
- Attachment C – Map FA 10
- Attachment D – CPI Table

  
\_\_\_\_\_  
Jason Farin, Principal Management Analyst      4/20/2022

2 **RESOLUTION NO. 2022-101**

3 **A RESOLUTION OF THE COUNTY OF RIVERSIDE ESTABLISHING WASTE HAULER FEES**

4 **FOR DESERT VALLEY DISPOSAL, INC. IN FRANCHISE AREA 10**

5 WHEREAS, California Government Code section 25827 authorizes the Board of Supervisors to  
6 prescribe terms and conditions for the collection of solid waste in the unincorporated areas of Riverside County;  
7 and

8 WHEREAS, California Public Resources Code section 40059 authorizes the County of Riverside to  
9 determine all aspects of solid waste handling which are of local concern, including whether the services are to  
10 be provided by nonexclusive franchise, and the charges and fees for such service; and

11 WHEREAS, Riverside County Ordinance 745 has established that a solid waste hauler, duly permitted  
12 or franchised by the County of Riverside, shall be entitled to payment for services rendered in the amounts as  
13 specified in a Resolution adopted by the Board of Supervisors; and

14 WHEREAS, the Board of Supervisors recognizes the benefits of entering into Waste Hauler Franchise  
15 Agreements for the efficiency of solid waste management; and

16 WHEREAS, the County of Riverside has entered into Waste Hauler Franchise Agreements with Desert  
17 Valley Disposal, Inc. (DVD) to cover Franchise Area 10; and

18 WHEREAS, the Waste Collection Franchise Agreement covering Franchise Area 10 contains  
19 a provision for an annual adjustment of the rates customers are charged based on the consumer price index  
20 (“CPI”);

21 WHEREAS, the Board of Supervisors acknowledges the need for the CPI increase of the hauler fees  
22 to address the costs of providing these services; and

23 BE IT RESOLVED AND ORDERED that the Board of Supervisors of the County of Riverside, State  
24 of California, in regular session assembled on May 10, 2022 finds that the waste hauler fees in Franchise Area  
25 10 shall receive an increase based on the CPI of 8.6% to the service component of their fees and approve the  
rates for fiscal year 2022-2023.

	Rate Effective 7-1-2021			Rate Effective 7-1-2022		
	Service Fee	Disposal Fee	Diversion Fee	Service Fee	Disposal Fee	Diversion Fee
<b>Residential Services</b>			<b>Total</b>			<b>Total</b>
<b>Single Family Residential</b>						
Regular Cart Service (SFR)	\$ 20.50	\$ 6.03	\$ 0.96	\$ 22.26	\$ 6.53	\$ 0.73
Each Additional Cart (SFR)	\$ 17.66	\$ 6.03	-	\$ 19.18	\$ 6.53	-
Each Additional Can (SFR)	\$ 4.11	\$ 1.50	-	\$ 4.46	\$ 1.62	-
Senior Cart Service (SFR)	\$ 14.48	\$ 6.03	\$ 0.96	\$ 15.73	\$ 6.53	\$ 0.73
<b>Multi-Family Residential</b>						
Regular Cart Service (MFR)	\$ 20.89	\$ 6.44	\$ 0.96	\$ 22.68	\$ 6.97	\$ 0.73
Each Additional Can (MFR)	\$ 4.46	\$ 1.60	-	\$ 4.84	\$ 1.73	-
<b>Other Residential Services</b>						
Additional Recycle Cart	\$ 6.37	-	\$ 0.96	\$ 6.92	-	\$ 0.73
Walk-in Service Fee	\$ 8.14	-	-	\$ 8.84	-	-
Reinstatement Fee	\$ 35.77	-	-	\$ 38.85	-	-
Replace Lost Cart	\$ 51.10	-	-	\$ 55.49	-	-
Special Haul	\$ 67.07	-	-	\$ 72.84	-	-
Special Haul Additional Laborer	\$ 25.15	-	-	\$ 27.31	-	-
Bulky Item/Appliance	\$ 25.15	-	-	\$ 27.31	-	-
Special Haul Cardboard Box	\$ 25.15	-	-	\$ 27.31	-	-

**Adjustments:**  
 Service Fee 8.6%  
 Disposal Fee 8.274%  
 Diversion Fee -23.61%  
 Green Waste 8.588%  
 Food and Mixed Organic Waste 13.333%

**Fees Per Ton:**  
 Disposal \$55.75  
 Recycling \$70.00  
 Green Waste \$60.82  
 Food and Mixed Organic Waste \$85.00

		Rate Effective 7-1-2021		Rate Effective 7-1-2022						
		Service Fee	Disposal Fee	Diversion Fee	Total	Service Fee	Disposal Fee	Diversion Fee	Total	
<b>Commercial Services</b>										
<b>Commercial Bin Service</b>										
<i>(each subscription below includes one weekly recycle bin collected 1x/week)</i>										
2 Cy Waste Service										
1x/Week	\$ 82.32	\$ 32.17	\$ 27.75	\$ 142.24	\$ 89.40	\$ 34.83	\$ 21.20	\$ 145.43		
2x/Week	\$ 164.64	\$ 64.34	\$ 55.50	\$ 284.48	\$ 178.80	\$ 69.66	\$ 42.40	\$ 290.86		
3x/Week	\$ 246.96	\$ 96.51	\$ 83.25	\$ 426.72	\$ 268.20	\$ 104.49	\$ 63.60	\$ 436.29		
4x/Week	\$ 329.28	\$ 128.68	\$ 111.00	\$ 568.96	\$ 357.60	\$ 139.32	\$ 84.80	\$ 581.72		
5x/Week	\$ 411.60	\$ 160.85	\$ 138.75	\$ 711.20	\$ 447.00	\$ 174.15	\$ 106.00	\$ 727.15		
6x/Week	\$ 493.92	\$ 193.02	\$ 166.50	\$ 853.44	\$ 536.40	\$ 208.98	\$ 127.20	\$ 872.58		
One-time Extra Pickup of a Bin	\$ 55.24	\$ 7.43		\$ 853.44	\$ 59.99	\$ 8.04		\$ 68.03		
<b>3 Cy Waste Service</b>										
1x/Week	\$ 100.76	\$ 48.74	\$ 27.75	\$ 177.25	\$ 109.43	\$ 52.77	\$ 21.20	\$ 183.40		
2x/Week	\$ 201.52	\$ 97.48	\$ 55.50	\$ 354.50	\$ 218.86	\$ 105.54	\$ 42.40	\$ 366.80		
3x/Week	\$ 302.28	\$ 146.22	\$ 83.25	\$ 531.75	\$ 328.29	\$ 158.31	\$ 63.60	\$ 550.20		
4x/Week	\$ 403.04	\$ 194.96	\$ 111.00	\$ 709.00	\$ 437.72	\$ 211.08	\$ 84.80	\$ 733.60		
5x/Week	\$ 503.80	\$ 243.70	\$ 138.75	\$ 886.25	\$ 547.15	\$ 263.85	\$ 106.00	\$ 917.00		
6x/Week	\$ 604.56	\$ 292.44	\$ 166.50	\$ 1,063.50	\$ 656.58	\$ 316.62	\$ 127.20	\$ 1,100.40		
One-time Extra Pickup of a Bin	\$ 55.24	\$ 11.26		\$ 66.50	\$ 59.99	\$ 12.19		\$ 72.18		
Additional Recycle Bin	\$ 54.70		\$ 27.75	\$ 82.45	\$ 59.40		\$ 21.20	\$ 80.60		
Contaminated Bin	\$ 53.10	\$ 7.43		\$ 60.53	\$ 57.67	\$ 8.04		\$ 65.71		

Adjustments:  
 Service Fee 8.6%  
 Disposal Fee 8.274%  
 Diversion Fee -23.61%  
 Green Waste 8.588%  
 Food and Mixed Organic Waste 13.333%

Fees Per Ton:  
 Disposal \$55.75  
 Recycling \$70.00  
 Green Waste \$60.82  
 Food and Mixed Organic Waste \$85.00

		Rate Effective 7-1-2021			Rate Effective 7-1-2022				
		Service Fee	Disposal Fee	Diversion Fee	Total	Service Fee	Disposal Fee	Diversion Fee	Total
<b>Commercial Services Cont.</b>									
<b>Commercial Bin Service</b>									
<b>4 Cy Waste Service (each subscription below includes one weekly recycle bin collected 1xWeek)</b>									
1xWeek	\$ 124.49	\$ 62.83	\$ 27.75	\$ 215.07	\$ 135.20	\$ 68.03	\$ 21.20	\$ 224.43	
2xWeek	\$ 248.98	\$ 125.66	\$ 55.50	\$ 430.14	\$ 270.40	\$ 136.06	\$ 42.40	\$ 448.86	
3xWeek	\$ 373.47	\$ 188.49	\$ 83.25	\$ 645.21	\$ 405.60	\$ 204.09	\$ 63.60	\$ 673.29	
4xWeek	\$ 497.96	\$ 251.32	\$ 111.00	\$ 860.28	\$ 540.80	\$ 272.12	\$ 84.80	\$ 897.72	
5xWeek	\$ 622.45	\$ 314.15	\$ 138.75	\$ 1,075.35	\$ 676.00	\$ 340.15	\$ 106.00	\$ 1,122.15	
6xWeek	\$ 746.94	\$ 376.98	\$ 166.50	\$ 1,290.42	\$ 811.20	\$ 408.18	\$ 127.20	\$ 1,346.58	
One-time Extra Pickup of a Bin	\$ 55.24	\$ 14.51	\$ -	\$ 69.75	\$ 59.99	\$ 15.71	\$ -	\$ 75.70	
<b>6 Cy Waste Service (each subscription below includes one weekly recycle bin collected 1xWeek)</b>									
1xWeek	\$ 187.28	\$ 94.23	\$ 27.75	\$ 309.26	\$ 203.39	\$ 102.03	\$ 21.20	\$ 326.62	
2xWeek	\$ 374.56	\$ 188.46	\$ 55.50	\$ 618.52	\$ 406.78	\$ 204.06	\$ 42.40	\$ 653.24	
3xWeek	\$ 561.84	\$ 282.69	\$ 83.25	\$ 927.78	\$ 610.17	\$ 306.09	\$ 63.60	\$ 979.86	
4xWeek	\$ 749.12	\$ 376.92	\$ 111.00	\$ 1,237.04	\$ 813.56	\$ 408.12	\$ 84.80	\$ 1,306.48	
5xWeek	\$ 936.40	\$ 471.15	\$ 138.75	\$ 1,546.30	\$ 1,016.95	\$ 510.15	\$ 106.00	\$ 1,633.10	
6xWeek	\$ 1,123.68	\$ 565.38	\$ 166.50	\$ 1,855.56	\$ 1,220.34	\$ 612.18	\$ 127.20	\$ 1,959.72	
One-time Extra Pickup of a Bin	\$ 55.24	\$ 21.76	\$ -	\$ 77.00	\$ 59.99	\$ 23.56	\$ -	\$ 83.55	

Adjustments:  
 Service Fee 8.6%  
 Disposal Fee 8.274%  
 Diversion Fee -23.61%  
 Green Waste 8.588%  
 Food and Mixed Organic Waste 13.333%

Fees Per Ton:  
 Disposal \$55.75  
 Recycling \$70.00  
 Green Waste \$60.82  
 Food and Mixed Organic Waste \$85.00

	Rate Effective 7-1-2021			Rate Effective 7-1-2022				
	Service Fee	Disposal Fee	Diversion Fee	Total	Service Fee	Disposal Fee	Diversion Fee	Total
<b>Commercial Services Cont.</b>								
<b>Commercial Cart Service</b>								
Regular Cart Service	\$ 20.89	\$ 6.44	\$ 0.96	\$ 28.29	\$ 22.68	\$ 6.97	\$ 0.73	\$ 30.38
Additional Cart Service	\$ 4.46	\$ 1.60	-	\$ 6.06	\$ 4.84	\$ 1.73	-	\$ 6.57
Reinstatement Fee	\$ 35.77	-	-	\$ 35.77	\$ 38.85	-	-	\$ 38.85
<b>Other Commercial Services</b>								
Bin Relocation	\$ 50.24	-	-	\$ 50.24	\$ 54.56	-	-	\$ 54.56
Clean Bin 1st	\$ 95.27	-	-	\$ 95.27	\$ 103.46	-	-	\$ 103.46
Clean Bin Additional	\$ 40.83	-	-	\$ 40.83	\$ 44.34	-	-	\$ 44.34
Locking Bin Set Up	\$ 95.25	-	-	\$ 95.25	\$ 103.44	-	-	\$ 103.44
Locking Bin Set Up (Contractor Provided Lock)	\$ 29.23	-	-	\$ 29.23	\$ 31.74	-	-	\$ 31.74
Locking Bin First	\$ 89.38	-	-	\$ 89.38	\$ 97.07	-	-	\$ 97.07
Locking Bin Additional	\$ 38.34	-	-	\$ 38.34	\$ 41.64	-	-	\$ 41.64
Roll Out Charge	\$ 83.43	-	-	\$ 83.43	\$ 90.60	-	-	\$ 90.60
Bin Redelivery Charge	\$ 50.24	-	-	\$ 50.24	\$ 54.56	-	-	\$ 54.56
Special Equipment Fee	\$ 115.79	-	-	\$ 115.79	\$ 125.75	-	-	\$ 125.75

**Adjustments:**  
 Service Fee 8.6%  
 Disposal Fee 8.274%  
 Diversion Fee -23.61%  
 Green Waste 8.588%  
**Food and Mixed Organic Waste 13.333%**

**Fees Per Ton:**  
 Disposal \$55.75  
 Recycling \$70.00  
 Green Waste \$60.82  
**Food and Mixed Organic Waste \$85.00**



	Rate Effective 7-1-2021				Rate Effective 7-1-2022			
	Service Fee	Disposal Fee	Diversion Fee	Total	Service Fee	Disposal Fee	Diversion Fee	Total
<b>Industrial Services</b>								
<b>Industrial Roll-Off Box</b>								
10 CY Industrial Roll-Off (6)	\$ 157.70	\$ -	\$ -	\$ 157.70	\$ 171.26	\$ -	\$ -	\$ 171.26
20 CY Industrial Roll-Off (7)	\$ 157.70	\$ 177.64	\$ -	\$ 335.34	\$ 171.26	\$ 192.34	\$ -	\$ 363.60
30 CY Industrial Roll-Off (8)	\$ 157.70	\$ 236.85	\$ -	\$ 394.55	\$ 171.26	\$ 256.45	\$ -	\$ 427.71
40 CY Industrial Roll-Off (9)	\$ 157.70	\$ 296.07	\$ -	\$ 453.77	\$ 171.26	\$ 320.56	\$ -	\$ 491.82
<b>Compactors</b>								
30 CY Compactor (11)	\$ 197.91	(10)	\$ -	\$ 197.91	\$ 214.93	(10)	\$ -	\$ 214.93
40 CY Compactor (11)	\$ 197.91	(10)	\$ -	\$ 197.91	\$ 214.93	(10)	\$ -	\$ 214.93
<b>Construction Bin</b>								
3 CY Short-Term Rental	\$ 104.03	\$ 34.33	\$ -	\$ 138.36	\$ 112.98	\$ 37.17	\$ -	\$ 150.15
3 CY Monthly Rental	\$ 133.35	\$ 147.61	\$ -	\$ 280.96	\$ 144.82	\$ 159.82	\$ -	\$ 304.64
3 CY 4-Day Clean-Up Bin Special	\$ 53.96	\$ 13.49	\$ -	\$ 67.45	\$ 58.60	\$ 14.61	\$ -	\$ 73.21
3 CY Monthly Extra Pickup	\$ 57.07	\$ -	\$ -	\$ 57.07	\$ 61.98	\$ -	\$ -	\$ 61.98
<b>Other Industrial Services</b>								
Roll-Off Box Relocation	\$ 56.78	\$ -	\$ -	\$ 56.78	\$ 61.66	\$ -	\$ -	\$ 61.66
Roll-Off Redelivery	\$ 124.15	\$ -	\$ -	\$ 124.15	\$ 134.83	\$ -	\$ -	\$ 134.83
Roll-Off container rent daily	\$ 22.52	\$ -	\$ -	\$ 22.52	\$ 24.47	\$ -	\$ -	\$ 24.47
Roll-Off container rent weekly	\$ 157.64	\$ -	\$ -	\$ 157.64	\$ 171.29	\$ -	\$ -	\$ 171.29
Special Equipment Fee	\$ 117.97	\$ -	\$ -	\$ 117.97	\$ 128.12	\$ -	\$ -	\$ 128.12
Special Equipment Operator	\$ 33.50	\$ -	\$ -	\$ 33.50	\$ 36.38	\$ -	\$ -	\$ 36.38
Service Trip Charge	\$ 55.17	\$ -	\$ -	\$ 55.17	\$ 59.91	\$ -	\$ -	\$ 59.91
Temporary Box Service Trip	\$ 157.70	\$ -	\$ -	\$ 157.70	\$ 171.26	\$ -	\$ -	\$ 171.26
<b>Preferred Hauler</b>								
3 CY Weekly Service	\$ 104.03	\$ 49.40	\$ -	\$ 153.43	\$ 112.98	\$ 65.00	\$ -	\$ 177.98
3 CY Extra Pickup	\$ 104.03	\$ 49.40	\$ -	\$ 153.43	\$ 112.98	\$ 65.00	\$ -	\$ 177.98
3 CY Monthly Rental	\$ 416.12	\$ 197.60	\$ -	\$ 613.72	\$ 451.91	\$ 260.00	\$ -	\$ 711.91

**Adjustments:**

Service Fee 8.6%

Disposal Fee 8.274%

Diversion Fee -23.61%

Green Waste 8.588%

Food and Mixed Organic Waste 13.333%

**Fees Per Ton:**

Disposal \$55.75

Recycling \$70.00

Green Waste \$60.82

Food and Mixed Organic Waste \$85.00

	Rate Effective 7-1-2021			Rate Effective 7-1-2022		
	Service Fee	Disposal Fee	Diversion Fee	Service Fee	Disposal Fee	Diversion Fee
<b>Industrial Diversion Services</b>						
<b>Industrial Diversion Roll-Off Box (10)</b>						
10 CY Industrial Roll-Off (1)	\$ 157.70	(3)	\$ -	\$ 171.26	(3)	\$ -
20 CY Industrial Roll-Off (2)	\$ 157.70	(3)	\$ -	\$ 171.26	(3)	\$ -
30 CY Industrial Roll-Off (3)	\$ 157.70	(3)	\$ -	\$ 171.26	(3)	\$ -
40 CY Industrial Roll-Off (4)	\$ 157.70	(3)	\$ -	\$ 171.26	(3)	\$ -
<b>Diversion Compactors (10)</b>						
30 CY Compactor	\$ 157.70	(3)	\$ -	\$ 171.26	(3)	\$ -
40 CY Compactor	\$ 157.70	(3)	\$ -	\$ 171.26	(3)	\$ -
<b>Other Diversion Services</b>						
Remote Facility Surcharge	\$ 39.43	(2)	\$ -	\$ 42.82	(2)	\$ -
			<b>Total</b>			<b>Total</b>
			\$ 157.70	\$ 171.26	(3)	\$ 171.26
			\$ 157.70	\$ 171.26	(3)	\$ 171.26
			\$ 157.70	\$ 171.26	(3)	\$ 171.26
			\$ 157.70	\$ 171.26	(3)	\$ 171.26
			\$ 157.70	\$ 171.26	(3)	\$ 171.26
			\$ 39.43	\$ 42.82	(2)	\$ 42.82

- (1) Rates apply to open top boxes and stationary compactors.
- (2) Add 25% to roll-off service fee for C&D delivered to Desert Recycling & SA Recycling for diversion for longer haul distance & time.
- (3) Diversion tip fees for industrial roll-off boxes with waste for diversion, are billed at market rate plus 15%.
- (4) All disposal fees and diversion fee added to total fee.
- (5) Disposal fee with admin fee is \$64.11 per ton.
- (6) 10 CY roll-off box disposal fee or diversion fee is added to the total fee.
- (7) 20 CY roll-off box billed includes 3-tons of payload. Extra charge for additional weight over 3 tons.
- (8) 30 CY roll-off box billed includes 4-tons of payload. Extra charge for additional weight over 4 tons.
- (9) 40 CY roll-off box billed includes 5-tons of payload. Extra charge for additional weight over 5 tons.
- (10) All disposal fees include a 15% admin fee. 15% admin fee to be added to diversion tip fees charged by facility.
- (11) Disposal fees apply.

**Adjustments:**  
 Service Fee 8.6%  
 Disposal Fee 8.274%  
 Diversion Fee -23.61%  
 Green Waste 8.588%  
 Food and Mixed Organic Waste 13.333%

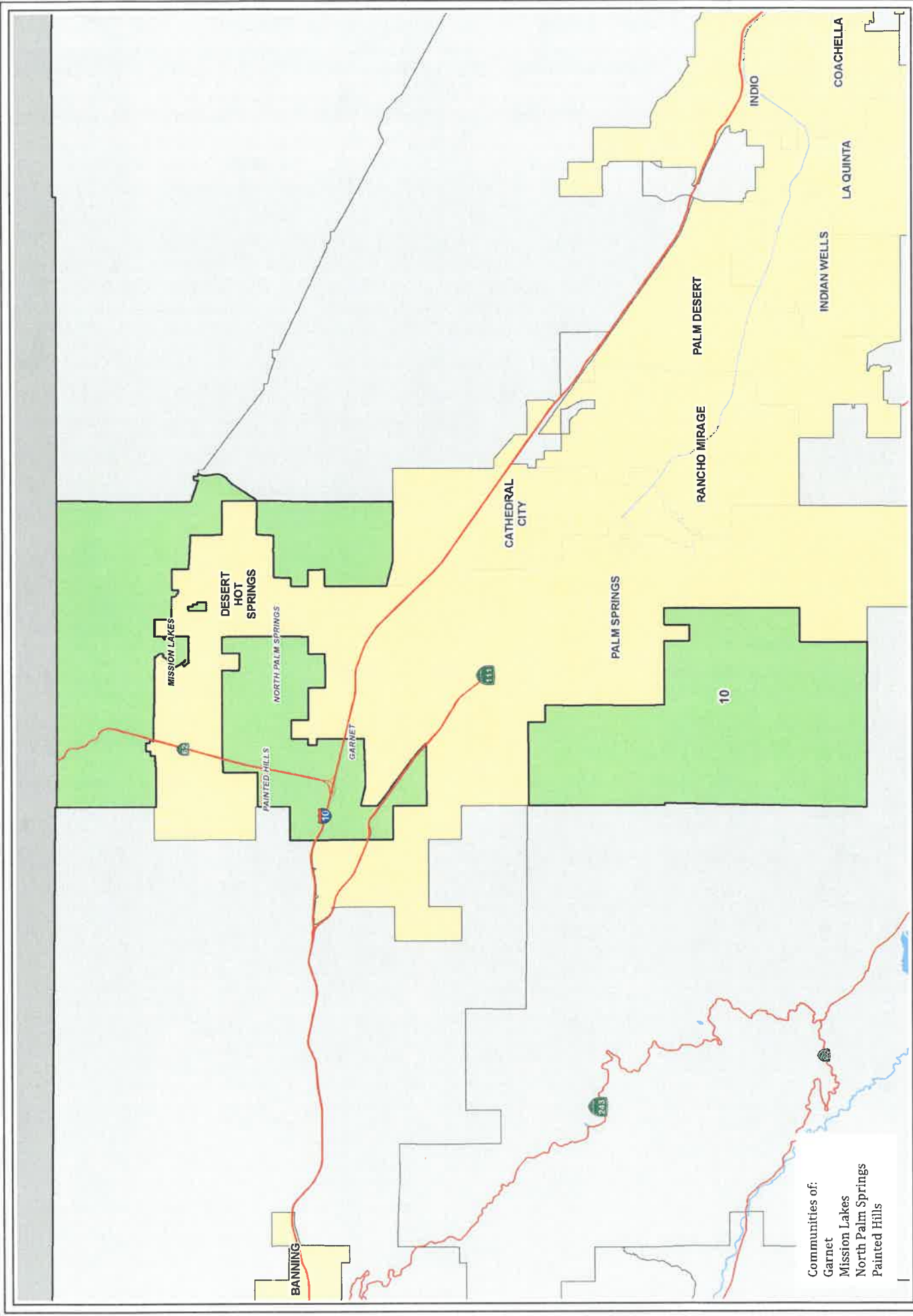
**Fees Per Ton:**  
 Disposal \$55.75  
 Recycling \$70.00  
 Green Waste \$60.82  
 Food and Mixed Organic Waste \$85.00

	Rate Effective 7-1-2021			Rate Effective 7-1-2022		
	Service Fee	Disposal Fee	Diversion Fee	Service Fee	Disposal Fee	Diversion Fee
<b>Organic Waste</b>			<b>Total</b>			<b>Total</b>
<b>Food Waste (1)</b>						
32-Gallon Cart	\$ 19.08	\$ 26.96	\$ -	\$ 20.72	\$ 30.55	\$ -
65 Gallon Cart	\$ 19.08	\$ 54.76	\$ -	\$ 20.72	\$ 62.06	\$ -
2 CY Bin	\$ 79.10	\$ 340.35	\$ -	\$ 85.90	\$ 385.72	\$ -
<b>Green Waste (2)</b>						
65 Gallon Cart	\$ 19.08	\$ 9.60	\$ -	\$ 20.72	\$ 10.42	\$ -
95 Gallon Cart	\$ 19.08	\$ 14.40	\$ -	\$ 20.72	\$ 15.64	\$ -
3 CY Bin	\$ 79.10	\$ 90.90	\$ -	\$ 85.90	\$ 98.71	\$ -
<b>Mixed Organic Waste (1)</b>						
32-Gallon Cart	\$ 19.08	\$ 14.25	\$ -	\$ 20.72	\$ 16.15	\$ -
65 Gallon Cart	\$ 19.08	\$ 28.35	\$ -	\$ 20.72	\$ 32.13	\$ -
2 CY Bin	\$ 79.10	\$ 176.21	\$ -	\$ 85.90	\$ 199.70	\$ -
<b>Cannabis Waste Documentation</b>						
Will Call	\$ 28.08	\$ -	\$ -	\$ 30.49	\$ -	\$ -
Monthly	\$ 121.70	\$ -	\$ -	\$ 132.17	\$ -	\$ -

(1) Diversion fee increase based on 13.33% increase at Coachella Valley Compost Facility  
 (2) Diversion fee increase based on .541 tons per CY per mo and tip fee of \$60.82 per ton.

**Adjustments:**  
 Service Fee 8.6%  
 Disposal Fee 8.274%  
 Diversion Fee -23.61%  
 Green Waste 8.588%  
 Food and Mixed Organic Waste 13.333%

**Fees Per Ton:**  
 Disposal \$55.75  
 Recycling \$70.00  
 Green Waste \$60.82  
 Food and Mixed Organic Waste \$85.00



**RIVERSIDE COUNTY  
ENVIRONMENTAL HEALTH  
FRANCHISE AREA 10**



JULY 15, 2019



Communities of:  
Garnet  
Mission Lakes  
North Palm Springs  
Painted Hills

FRANCHISE AREA 10  
CITY BOUNDARY



For Release: Thursday, February 10, 2022

22-220-SAN

WESTERN INFORMATION OFFICE: San Francisco, Calif.

Technical information: (415) 625-2270 BLSinfoSF@bls.gov www.bls.gov/regions/west

Media contact: (415) 625-2270

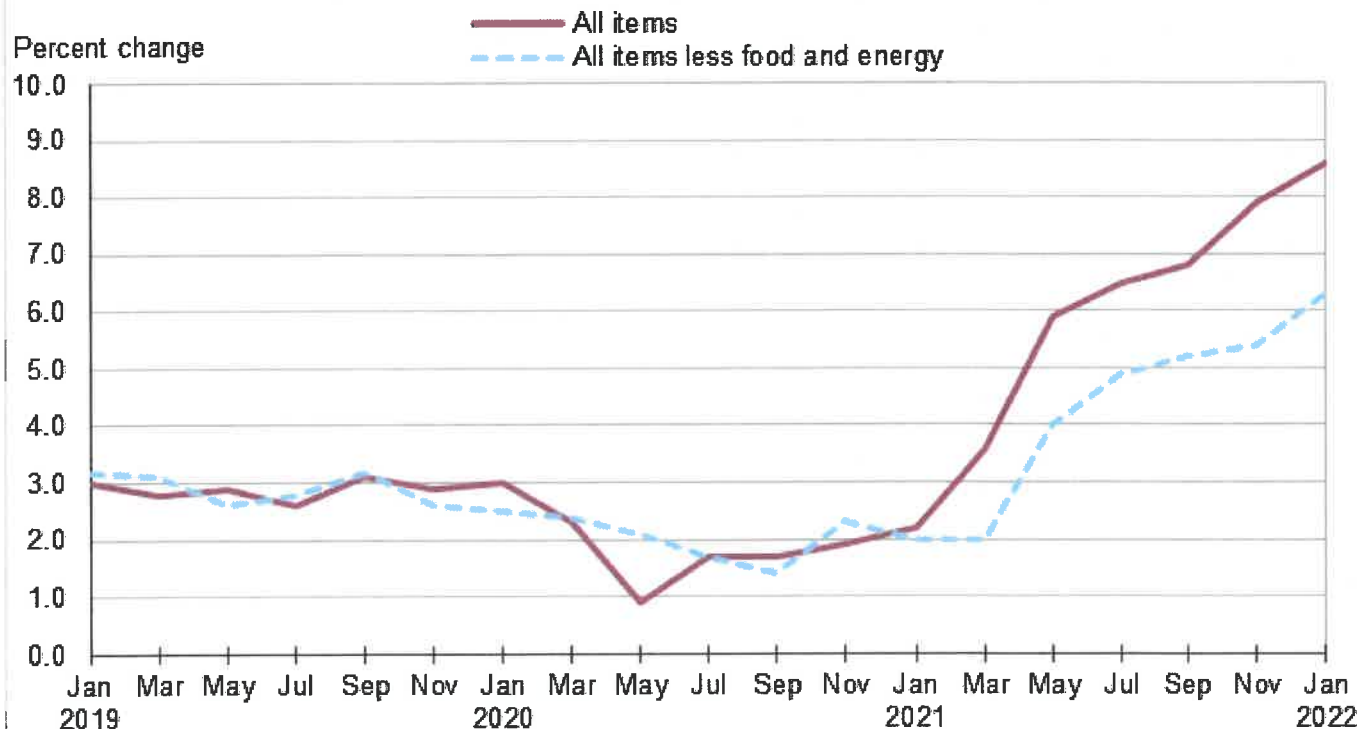
## Consumer Price Index, Riverside Area – January 2022

Area prices were up 1.5 percent over the past two months, up 8.6 percent from a year ago

Prices in the Riverside area, as measured by the Consumer Price Index for All Urban Consumers (CPI-U), advanced 1.5 percent for the two months ending in January 2022, the U.S. Bureau of Labor Statistics reported today. (See [table A.](#)) Regional Commissioner Chris Rosenlund noted that the January increase was influenced by higher prices for household furnishings and operations and shelter. (Data in this report are not seasonally adjusted. Accordingly, bi-monthly changes may reflect seasonal influences.)

Over the last 12 months, the CPI-U rose 8.6 percent. (See [chart 1](#) and [table A.](#)) Food prices rose 5.8 percent. Energy prices jumped 35.3 percent, largely the result of an increase in the price of gasoline. The index for all items less food and energy rose 6.3 percent over the year. (See [table 1.](#))

**Chart 1. Over-the-year percent change in CPI-U, Riverside-San Bernardino-Ontario, CA, January 2019–January 2022**



Source: U.S. Bureau of Labor Statistics.

## Food

Food prices advanced 1.2 percent for the two months ending in January. (See [table 1.](#)) Price changes for food at home sub-categories were mixed, with an overall increase of 1.5 percent. Prices for food away from home advanced 0.9 percent for the same period.

Over the year, food prices rose 5.8 percent. Prices for food at home rose 7.2 percent, influenced by higher prices for meats, poultry, fish, and eggs (11.7 percent) and other food at home (10.5 percent). Since a year ago, prices for food away from home increased 4.2 percent.

## Energy

The energy index advanced 2.3 percent for the two months ending in January. The increase was mainly due to higher prices for natural gas service (12.0 percent). Prices for electricity advanced 2.6 percent, and prices for gasoline rose 0.8 percent for the same period.

Energy prices jumped 35.3 percent over the year, largely due to higher prices for gasoline (42.8 percent). Prices paid for natural gas service increased 31.3 percent, and prices for electricity increased 24.4 percent during the past year.

## All items less food and energy

The index for all items less food and energy rose 1.4 percent in the latest two-month period. Higher prices for household furnishings and operations (8.3 percent) and shelter (0.8 percent) were partially offset by lower prices for education and communication (-1.3 percent) and new vehicles (-1.1 percent).

Over the year, the index for all items less food and energy rose 6.3 percent. Components contributing to the increase included used cars and trucks (38.6 percent), household furnishings and operations (11.4 percent), and shelter (5.5 percent). Partly offsetting the increases was a price decrease in recreation (-1.0 percent).

**Table A. Riverside-San Bernardino-Ontario, CA, CPI-U 2-month and 12-month percent changes, all items index, not seasonally adjusted**

Month	2019		2020		2021		2022	
	2-month	12-month	2-month	12-month	2-month	12-month	2-month	12-month
January.....	0.4	3.0	0.5	3.0	0.9	2.2	1.5	8.6
March.....	0.7	2.8	0.0	2.3	1.3	3.6		
May.....	1.2	2.9	-0.2	0.9	2.0	5.9		
July.....	-0.1	2.6	0.7	1.7	1.3	6.5		
September.....	0.6	3.1	0.5	1.7	0.8	6.8		
November.....	0.2	2.9	0.4	1.9	1.4	7.9		

**The March 2022 Consumer Price Index for the Riverside area is scheduled to be released on April 12, 2022.**

## Technical Note

The Consumer Price Index (CPI) is a measure of the average change in prices over time in a fixed market basket of goods and services. The Bureau of Labor Statistics publishes CPIs for two population groups: (1) a CPI for All Urban Consumers (CPI-U) which covers approximately 93 percent of the total U.S. population and (2) a CPI for Urban Wage Earners and Clerical Workers (CPI-W) which covers approximately 29 percent of

the total U.S. population. The CPI-U includes, in addition to wage earners and clerical workers, groups such as professional, managerial, and technical workers, the self-employed, short-term workers, the unemployed, and retirees and others not in the labor force.

The CPI is based on prices of food, clothing, shelter, and fuels, transportation fares, charges for doctors' and dentists' services, drugs, and the other goods and services that people buy for day-to-day living. Each month, prices are collected in 75 urban areas across the country from about 6,000 housing units and approximately 22,000 retail establishments—department stores, supermarkets, hospitals, filling stations, and other types of stores and service establishments. All taxes directly associated with the purchase and use of items are included in the index.

The index measures price changes from a designated reference date; for most of the CPI-U the reference base is 1982-84 equals 100. An increase of 7 percent from the reference base, for example, is shown as 107.000. Alternatively, that relationship can also be expressed as the price of a base period market basket of goods and services rising from \$100 to \$107. For further details see the CPI home page on the Internet at [www.bls.gov/cpi](http://www.bls.gov/cpi) and the CPI section of the BLS Handbook of Methods available on the internet at [www.bls.gov/opub/hom/cpi/](http://www.bls.gov/opub/hom/cpi/).

In calculating the index, price changes for the various items in each location are averaged together with weights that represent their importance in the spending of the appropriate population group. Local data are then combined to obtain a U.S. city average. Because the sample size of a local area is smaller, the local area index is subject to substantially more sampling and other measurement error than the national index. In addition, local indexes are not adjusted for seasonal influences. As a result, local area indexes show greater volatility than the national index, although their long-term trends are quite similar. **NOTE: Area indexes do not measure differences in the level of prices between cities; they only measure the average change in prices for each area since the base period.**

The Riverside-San Bernardino-Ontario, CA metropolitan area includes Riverside and San Bernardino Counties in California.

Information in this release will be made available to sensory impaired individuals upon request. Voice phone: (202) 691-5200; Federal Relay Service: (800) 877-8339.











**Table 1. Consumer Price Index for All Urban Consumers (CPI-U): Indexes and percent changes for selected periods Riverside-San Bernardino-Ontario (December 2017=100 unless otherwise noted)**

Item and Group	Indexes				Percent change from-		
	Historical data	Nov. 2021	Dec. 2021	Jan. 2022	Jan. 2021	Nov. 2021	Dec. 2021
<b>Expenditure category</b>							
All items.....		117.206	-	118.963	8.6	1.5	-
Food and beverages .....		117.759	-	119.208	5.8	1.2	-
Food .....		118.351	-	119.810	5.8	1.2	-
Food at home .....		118.187	119.207	119.969	7.2	1.5	0.6
Cereals and bakery products .....		119.843	-	127.322	7.3	6.2	-
Meats, poultry, fish, and eggs .....		124.640	-	120.209	11.7	-3.6	-
Dairy and related products .....		107.797	-	106.107	-6.0	-1.6	-
Fruits and vegetables .....		121.097	-	124.892	4.3	3.1	-
Nonalcoholic beverages and beverage materials .....		120.526	-	119.751	6.0	-0.6	-
Other food at home .....		112.102	-	117.791	10.5	5.1	-
Food away from home.....		117.970	-	119.059	4.2	0.9	-
Alcoholic beverages .....		107.187	-	108.453	5.4	1.2	-
Housing .....		118.562	-	121.077	7.9	2.1	-
Shelter .....		116.773	117.789	117.693	5.5	0.8	-0.1
Rent of primary residence .....		117.782	119.220	119.310	6.0	1.3	0.1
Owners' equiv. rent of residences .....		116.692	117.359	117.385	4.8	0.6	0.0
Owners' equiv. rent of primary residence .....		116.692	117.359	117.385	4.8	0.6	0.0
Fuels and utilities.....		138.350	-	146.915	21.2	6.2	-
Household energy .....		146.634	145.860	153.870	26.5	4.9	5.5
Energy services.....		147.359	146.696	154.821	26.5	5.1	5.5
Electricity .....		146.415	146.415	150.293	24.4	2.6	2.6
Utility (piped) gas service .....		150.020	146.592	168.091	31.3	12.0	14.7
Household furnishings and operations .....		109.792	-	118.927	11.4	8.3	-
Apparel .....		98.373	-	103.495	1.8	5.2	-
Transportation .....		127.108	-	128.460	24.0	1.1	-
Private transportation .....		129.716	-	131.430	24.9	1.3	-
New and used motor vehicles .....		116.756	-	118.079	17.7	1.1	-
New vehicles .....		114.137	-	112.929	9.2	-1.1	-
Used cars and trucks.....		143.470	-	150.220	38.6	4.7	-
Motor fuel .....		149.697	151.082	150.883	42.7	0.8	-0.1
Gasoline (all types).....		149.862	151.289	151.086	42.8	0.8	-0.1
Gasoline, unleaded regular(1).....		150.543	151.980	151.756	43.6	0.8	-0.1
Gasoline, unleaded midgrade(1).....		150.145	151.662	151.398	40.6	0.8	-0.2
Gasoline, unleaded premium(1).....		146.400	147.766	147.656	39.5	0.9	-0.1
Medical care .....		112.330	-	113.919	3.7	1.4	-
Recreation .....		101.853	-	102.241	-1.0	0.4	-
Education and communication .....		109.221	-	107.829	0.4	-1.3	-
Tuition, other school fees, and child care.....		120.178	-	120.259	1.5	0.1	-
Other goods and services .....		116.024	-	117.350	6.0	1.1	-
<b>Commodity and service group</b>							
All items.....		117.206	-	118.963	8.6	1.5	-
Commodities .....		118.211	-	120.279	11.9	1.7	-
Commodities less food & beverages.....		118.432	-	120.834	15.7	2.0	-
Nondurables less food & beverages .....		120.261	-	122.643	19.7	2.0	-
Durables .....		115.891	-	118.318	11.6	2.1	-
Services.....		116.723	-	118.282	6.7	1.3	-
<b>Special aggregate indexes</b>							

Note: See footnotes at end of table.



**Table 1. Consumer Price Index for All Urban Consumers (CPI-U): Indexes and percent changes for selected periods Riverside-San Bernardino-Ontario (December 2017=100 unless otherwise noted) - Continued**

Item and Group	Indexes				Percent change from-		
	Historical data	Nov. 2021	Dec. 2021	Jan. 2022	Jan. 2021	Nov. 2021	Dec. 2021
All items less medical care .....		117.543	-	119.313	8.9	1.5	-
All items less shelter.....		117.560	-	119.755	10.4	1.9	-
Commodities less food .....		118.074	-	120.444	15.4	2.0	-
Nondurables .....		118.932	-	120.827	12.0	1.6	-
Nondurables less food.....		119.524	-	121.848	19.0	1.9	-
Services less rent of shelter .....		116.595	-	119.000	8.4	2.1	-
Services less medical care services.....		116.862	-	118.441	7.0	1.4	-
Energy .....		149.186	149.691	152.579	35.3	2.3	1.9
All items less energy .....		114.398	-	116.006	6.2	1.4	-
All items less food and energy .....		113.789	-	115.423	6.3	1.4	-

Footnotes

(1) Special index based on a substantially smaller sample.

- Data not available

NOTE: Index applies to a month as a whole, not to any specific date.

**PROOF OF PUBLICATION**

**STATE OF CALIFORNIA SS.  
COUNTY OF RIVERSIDE**

RIVERSIDE COUNTY-BOARD OF SUP.  
4080 LEMON ST  
  
RIVERSIDE CA 92501

I am over the age of 18 years old, a citizen of the United States and not a party to, or have interest in this matter. I hereby certify that the attached advertisement appeared in said newspaper (set in type not smaller than non pariel) in each and entire issue of said newspaper and not in any supplement thereof of the following issue dates, to wit:

04/29/2022

I acknowledge that I am a principal clerk of the printer of The Desert Sun, printed and published weekly in the City of Palm Springs, County of Riverside, State of California. The Desert Sun was adjudicated a Newspaper of general circulation on March 24, 1988 by the Superior Court of the County of Riverside, State of California Case No. 191236.

I certify under penalty of perjury, under the laws of the State of California, that the foregoing is true and correct.. Executed on this 29th of April 2022 in Green Bay, WI, County of Brown.



**DECLARANT**

Ad#:0005237357  
P O : Legal Ad

**This is not an invoice**

# of Affidavits: 1

**NOTICE OF PUBLIC HEARING BEFORE THE BOARD OF SUPERVISORS OF RIVERSIDE COUNTY**

NOTICE IS HEREBY GIVEN that a public hearing at which all interested persons will be heard, will be held before the Board of Supervisors of Riverside County, California, on the 1st Floor Board Chambers, County Administrative Center, 4080 Lemon Street, Riverside, on Tuesday, May 10, 2022 at 9:30 a.m., or as soon as possible thereafter, to consider the following:

**RESOLUTION NO. 2022-101**  
**A RESOLUTION OF THE COUNTY OF RIVERSIDE ESTABLISHING WASTE HAULER FEES FOR DESERT VALLEY DISPOSAL, INC. IN FRANCHISE AREA 10**

WHEREAS, California Government Code section 25827 authorizes the Board of Supervisors to prescribe terms and conditions for the collection of solid waste in the unincorporated areas of Riverside County; and

WHEREAS, California Public Resources Code section 40059 authorizes the County of Riverside to determine all aspects of solid waste handling which are of local concern, including whether the services are to be provided by nonexclusive franchise, and the charges and fees for such service; and

WHEREAS, Riverside County Ordinance 745 has established that a solid waste hauler, duly permitted or franchised by the County of Riverside, shall be entitled to payment for services rendered in the amounts as specified in a Resolution adopted by the Board of Supervisors; and

WHEREAS, the Board of Supervisors recognizes the benefits of entering into Waste Hauler Franchise Agreements for the efficiency of solid waste management; and

WHEREAS, the County of Riverside has entered into Waste Hauler Franchise Agreements with Desert Valley Disposal, Inc. (DVD) to cover Franchise Area 10; and

WHEREAS, the Waste Collection Franchise Agreement covering Franchise Area 10, contains a provision for an annual adjustment of the rates customers are charged based on the consumer price index ("CPI");

WHEREAS, the Board of Supervisors acknowledges the need for the CPI increase of the hauler fees to provide cost of living increase to address the costs of providing these services; and

BE IT RESOLVED AND ORDERED that the Board of Supervisors of the County of Riverside, State of California, in regular session assembled on May 10, 2022 finds that the waste hauler fees in Franchise Area 10 shall receive an increase, based on the CPI of 8.6% to the service component of their fees and approve the rates for fiscal year 2022-2023.

Alternative formats available upon request to individuals with disabilities. If you require reasonable accommodation, please contact Clerk of the Board at (951) 955-1069, at least 72 hours prior to hearing.

Please send all written correspondence to: Clerk of the Board, 4080 Lemon Street, 1st Floor, Post Office Box 1147, Riverside, CA 92502-1147 or email [cob@rivco.org](mailto:cob@rivco.org)

Dated: April 27, 2022  
Kecia R. Harper, Clerk of the Board

By: Zuly Martinez, Board Assistant  
**PUBLISHED: 04/29/2022**

CLERK / BOARD OF SUPERVISORS  
2022 MAY - 9 AM 11:03

# THE PRESS-ENTERPRISE

1825 Chicago Ave, Suite 100  
Riverside, CA 92507  
951-684-1200  
951-368-9018 FAX

## PROOF OF PUBLICATION (2010, 2015.5 C.C.P)

Publication(s): The Press-Enterprise

### PROOF OF PUBLICATION OF

Ad Desc.: B2TBGXK7L2DIQ4T65IPT-1 / NOH - Reso. No. 2022-101

I am a citizen of the United States. I am over the age of eighteen years and not a party to or interested in the above entitled matter. I am an authorized representative of THE PRESS-ENTERPRISE, a newspaper in general circulation, printed and published daily in the County of Riverside, and which newspaper has been adjudicated a newspaper of general circulation by the Superior Court of the County of Riverside, State of California, under date of April 25, 1952, Case Number 54446, under date of March 29, 1957, Case Number 65673, under date of August 25, 1995, Case Number 267864, and under date of September 16, 2013, Case Number RIC 1309013; that the notice, of which the annexed is a printed copy, has been published in said newspaper in accordance with the instructions of the person(s) requesting publication, and not in any supplement thereof on the following dates, to wit:

04/30/2022

I certify (or declare) under penalty of perjury that the foregoing is true and correct.

Date: April 30, 2022  
At: Riverside, California



Legal Advertising Representative, The Press-Enterprise

BOARD OF SUPERVISORS  
COUNTY OF RIVERSIDE  
PO BOX 1147  
RIVERSIDE, CA 92502

Ad Number: 0011533216-03

P.O. Number: NOH - Reso. No. 2022-101

Ad Copy:

## NOTICE OF PUBLIC HEARING BEFORE THE BOARD OF SUPERVISORS OF RIVERSIDE COUNTY

NOTICE IS HEREBY GIVEN that a public hearing at which all interested persons will be heard, will be held before the Board of Supervisors of Riverside County, California, on the 1st Floor Board Chambers, County Administrative Center, 4080 Lemon Street, Riverside, on **Tuesday, May 10, 2022 at 9:30 a.m.**, or as soon as possible thereafter, to consider the following:

### RESOLUTION NO. 2022-101 A RESOLUTION OF THE COUNTY OF RIVERSIDE ESTABLISHING WASTE HAULER FEES FOR DESERT VALLEY DISPOSAL, INC. IN FRANCHISE AREA 10

WHEREAS, California Government Code section 25827 authorizes the Board of Supervisors to prescribe terms and conditions for the collection of solid waste in the unincorporated areas of Riverside County; and

WHEREAS, California Public Resources Code section 40059 authorizes the County of Riverside to determine all aspects of solid waste handling which are of local concern, including whether the services are to be provided by nonexclusive franchise, and the charges and fees for such service; and

WHEREAS, Riverside County Ordinance 745 has established that a solid waste hauler, duly permitted or franchised by the County of Riverside, shall be entitled to payment for services rendered in the amounts as specified in a Resolution adopted by the Board of Supervisors; and

WHEREAS, the Board of Supervisors recognizes the benefits of entering into Waste Hauler Franchise Agreements for the efficiency of solid waste management; and

WHEREAS, the County of Riverside has entered into Waste Hauler Franchise Agreements with Desert Valley Disposal, Inc. (DVD) to cover Franchise Area 10; and

WHEREAS, the Waste Collection Franchise Agreement covering Franchise Area 10, contains a provision for an annual adjustment of the rates customers are charged based on the consumer price index ("CPI");

WHEREAS, the Board of Supervisors acknowledges the need for the CPI increase of the hauler fees to provide cost of living increase to address the costs of providing these services; and

BE IT RESOLVED AND ORDERED that the Board of Supervisors of the County of Riverside, State of California, in regular session assembled on May 10, 2022 finds that the waste hauler fees in Franchise Area 10 shall receive an increase, based on the CPI of 8.6% to the service component of their fees and approve the rates for fiscal year 2022-2023.

Alternative formats available upon request to individuals with disabilities. If you require reasonable accommodation, please contact Clerk of the Board at (951) 955-1069, at least 72 hours prior to hearing.

Please send all written correspondence to: Clerk of the Board, 4080 Lemon Street, 1st Floor, Post Office Box 1147, Riverside, CA 92502-1147 or email cob@rivco.org

Dated: April 26, 2022

Kecia R. Harper,  
Clerk of the Board  
By: Zuly Martinez,  
Board Assistant

The Press-Enterprise  
Published: 4/30/22

ENV. Health  
Item 3.7  
4/26/22