

**SUBMITTAL TO THE BOARD OF SUPERVISORS
COUNTY OF RIVERSIDE, STATE OF CALIFORNIA**



ITEM: 3.8
(ID # 18734)

MEETING DATE:
Tuesday, April 26, 2022

FROM : ENVIRONMENTAL HEALTH:

SUBJECT: ENVIRONMENTAL HEALTH: Set a Public Hearing for the Annual Rate Adjustment to Waste Collection for Waste Management of Inland Empire, A Division of USA Waste of California, Inc. Waste Management Collections and Recycling, Inc. within Riverside County Waste Franchise Areas 1, 3, and 4; Districts 1, 2, 3, and 5. [\$0] (Clerk to Advertise - Set for Hearing May 10, 2022)

That the Board of Supervisors:

1. Set the public hearing to receive public comments on the annual adjustment to the waste collection rates within the County Franchise Areas 1, 3, and 4;
2. Direct the Clerk of the Board to advertise said public hearing for May 10, 2022 at the hour of 9:30 a.m. or as soon as possible thereafter; and
3. At the conclusion of the public hearing, adopt Resolution No. 2022-102 adjusting the rates by the Consumer Price Index (CPI).

ACTION:Set for Hearing, Policy

Jeff Johnson
Jeff Johnson, Director Environmental Health

4/14/2022

Aaron Gettis
Aaron Gettis, Deputy County Counsel

4/14/2022

MINUTES OF THE BOARD OF SUPERVISORS

On motion of Supervisor Hewitt seconded by Supervisor Perez and duly carried, IT WAS ORDERED that the above matter is approved as recommended and is set for public hearing on Tuesday, May 10, 2022, at 9:30 a.m. or as soon as possible thereafter.

Ayes: Jeffries, Perez, and Hewitt
Nays: Spiegel
Absent: Washington
Date: April 26, 2022
xc: Environmental Health, COB

Kecia R. Harper
Clerk of the Board
By: *[Signature]*
Deputy

**SUBMITTAL TO THE BOARD OF SUPERVISORS COUNTY OF RIVERSIDE,
STATE OF CALIFORNIA**

FINANCIAL DATA	Current Fiscal Year:	Next Fiscal Year:	Total Cost:	Ongoing Cost
COST	\$ 0	\$ 0	\$ 0	\$ 0
NET COUNTY COST	\$ 0	\$ 0	\$ 0	\$ 0
SOURCE OF FUNDS: N/A			Budget Adjustment:	No
			For Fiscal Year:	22/23

C.E.O. RECOMMENDATION: Approve

BACKGROUND:

Summary

Waste Collection Franchise Agreements covering most unincorporated portions of Riverside County were phased in between 1997 and 1998. Within each of the existing eleven Franchise Agreements is a provision for an annual adjustment of the rates effective each July 1st. Franchise area 1 (El Cerrito/Mead Valley/Winchester - Attachment C), 3 (Lake Mathews/Reche Canyon/Highgrove - Attachment D), and 4 (Coronita/Woodcrest/Green River - Attachment E) are located in various areas within the unincorporated county.

This includes adjustment of pass-through item costs including changes to landfill costs such as the Alternative Daily Cover surcharge or transfer station fees, and an increase based on Consumer Price Index (CPI) for the balance of the rate. Costs are adjusted by the CPI for the Riverside/San Bernardino/Ontario, California, as published by the United States Department of Labor, Bureau of Labor Statistics as shown in Attachment F. The proposed rates were adjusted as delineated in the franchise agreement using a CPI of 8.6% for changes from January 2021 to January 2022.

The detailed rate calculation worksheets factoring in the CPI increase have been reviewed for accuracy and the updated rate sheets are maintained by the Department of Environmental Health.

Impact on Residents and Businesses

The current typical residential account pays between \$23.36 to \$26.16 a month. The approval of the proposed 8.6% CPI increase would result in an increased rate ranging from \$25.37 to \$28.41 per month. Commercial customers rates vary based on the size of bins and frequency of services provided. The rates attached include an increase to disposal costs which are addressed in a separate request from the Department of Waste Resources to adjust the landfill tipping fees for solid waste disposal by 8.59%.

The approval of this change will result in no cost to the County; implementation expenses are borne by the franchisee.

**SUBMITTAL TO THE BOARD OF SUPERVISORS COUNTY OF RIVERSIDE,
STATE OF CALIFORNIA**

ATTACHMENTS

- Attachment A – WMI Resolution 2022-102
- Attachment B – WMI FY 22-23 Rate Sheets
- Attachment C – Map FA 1
- Attachment D – Map FA 3
- Attachment E – Map FA 4
- Attachment F – CPI Index



Jason Farin, Principal Management Analyst 4/20/2022

COPY

1 Board of Supervisors

County of Riverside

2 **RESOLUTION NO. 2022-102**

3 **A RESOLUTION OF THE COUNTY OF RIVERSIDE ESTABLISHING WASTE HAULER FEES**
4 **FOR WASTE MANAGEMENT OF INLAND EMPIRE, A DIVISION OF USA WASTE OF**
5 **CALIFORNIA, INC. WASTE MANAGEMENT COLLECTION AND RECYCLING, INC., IN**
6 **FRANCHISE AREAS 1, 3 AND 4**

7 WHEREAS, California Government Code section 25827 authorizes the Board of Supervisors to
8 prescribe terms and conditions for the collection of solid waste in the unincorporated areas of Riverside County;
9 and

10 WHEREAS, California Public Resources Code section 40059 authorizes the County of Riverside to
11 determine all aspects of solid waste handling which are of local concern, including whether the services are to
12 be provided by nonexclusive franchise, and the charges and fees for such service; and

13 WHEREAS, Riverside County Ordinance 745 has established that a solid waste hauler, duly permitted
14 or franchised by the County of Riverside, shall be entitled to payment for services rendered in the amounts as
15 specified in a Resolution adopted by the Board of Supervisors; and

16 WHEREAS, the Board of Supervisors recognizes the benefits of entering into Waste Hauler Franchise
17 Agreements for the efficiency of solid waste management; and

18 WHEREAS, the County of Riverside has entered into Waste Hauler Franchise Agreements with Waste
19 Management of Inland Empire, A Division of USA Waste of California, Inc. Waste Management Collections
20 and Recycling, Inc. (WMI) to cover Franchise Areas 1, 3 and 4; and

21 WHEREAS, the Waste Collection Franchise Agreements covering Franchise Areas 1, 3 and 4, contain
22 a provision for an annual adjustment of the rates customers are charged based on the consumer price index
23 ("CPI");

24 WHEREAS, the Board of Supervisors acknowledges the need for the CPI increase of the hauler fees
25 to address the costs of providing these services; and

26 WHEREAS, WMI has provided a new bundled rate for three bin commercial service (trash, recycle,
27 organic) to be in compliance with state statute;

1 BE IT RESOLVED AND ORDERED that the Board of Supervisors of the County of Riverside, State
2 of California, in regular session assembled on May 10, 2022 finds that the waste hauler fees in Franchise
3 Areas 1, 3 and 4 shall receive an increase based on the CPI of 8.6% to the service component of their fees and
4 approve the rates for fiscal year 2022-2023.

5

Franchise Area 1

Rate Adjustment Schedule for FY 2022-23

8.60%

Tip Fee Increase

Fuel Surcharge 0.00%

CPI 8.60%

Area 1A

Residential Services

Comprehensive Collection

	Current Total	Current Service	Adjustment to Service	Current Landfill	Adjustment to Landfill	Adjusted Total
Regular	\$ 25.08	\$ 19.17	\$ 1.65	\$ 5.91	\$ 0.51	\$ 27.24
Senior	\$ 22.64	\$ 16.73	\$ 1.44	\$ 5.91	\$ 0.51	\$ 24.59
Hard to Service	\$ 44.07	\$ 38.16	\$ 3.28	\$ 5.91	\$ 0.51	\$ 47.86
Extra Container	\$ 7.80	\$ 4.67	\$ 0.40	\$ 3.13	\$ 0.27	\$ 8.47
Green Waste	\$ 4.75	\$ 3.66	\$ 0.31	\$ 1.09	\$ 0.09	\$ 5.16
Recycling Material Offset						\$ 1.05

Residential Bins

bin size (cu. yd.)	frequency	Current Service	Adjustment to Service	Current Landfill	Adjustment to Landfill	Adjusted Total
2	1	\$ 97.79	\$ 6.41	\$ 23.27	\$ 2.00	\$ 106.20
	2	\$ 195.45	\$ 12.81	\$ 46.53	\$ 4.00	\$ 212.26
3	1	\$ 132.23	\$ 8.37	\$ 34.90	\$ 3.00	\$ 143.60
	2	\$ 264.44	\$ 16.74	\$ 69.80	\$ 6.00	\$ 287.18

Franchise Area 1

Rate Adjustment Schedule for FY 2022-23

CPI 8.60%

Area 1A

	Current Total	Current Service	Adjustment to Service	Current Landfill	Adjustment to Landfill	Adjusted Total	
Other Residential Services							
Residential Extra Bag	\$ 4.70	\$ 4.70	\$ 0.40	\$ -	\$ -	\$ 5.10	
Back Yard/Side Yard Collection	\$ 20.24	\$ 20.24	\$ 1.74	\$ -	\$ -	\$ 21.98	per month
Extra Recycling Cart	\$ 3.29	\$ 3.29	\$ 0.28	\$ -	\$ -	\$ 3.57	per month
Extra Green Waste Cart	\$ 6.54	\$ 6.54	\$ 0.56	\$ -	\$ -	\$ 7.10	per month
Exchanges (in excess of 1 per year)	\$ 20.24	\$ 20.24	\$ 1.74	\$ -	\$ -	\$ 21.98	
Redelivery Fee for Roll Cart	\$ 25.27	\$ 25.27	\$ 2.17	\$ -	\$ -	\$ 27.44	
Reinstatement Fee	\$ 25.27	\$ 25.27	\$ 2.17	\$ -	\$ -	\$ 27.44	
Scout Service							1.5 times residential rate
Rural Rate	\$ 29.41	\$ 29.41	\$ 2.53	\$ -	\$ -	\$ 31.94	
Residential clean-up							
(\$50.00 minimum per below)							
Labor	\$ 58.94	\$ 58.94	\$ 5.07	\$ -	\$ -	\$ 64.01	per man /per hour
Forklift	\$ 84.22	\$ 84.22	\$ 7.24	\$ -	\$ -	\$ 91.46	per hour
Chainsaw	\$ 42.12	\$ 42.12	\$ 3.62	\$ -	\$ -	\$ 45.74	per hour
Bulky Item Collection	\$ 25.27	\$ 25.27	\$ 2.17	\$ -	\$ -	\$ 27.44	
CFC Removal Fee	\$ 33.69	\$ 33.69	\$ 2.90	\$ -	\$ -	\$ 36.59	
Electronic Waste	\$ 38.35	\$ 38.35	\$ 3.30	\$ -	\$ -	\$ 41.65	
Residential Account Set-Up	\$ 17.46	\$ 17.46	\$ 1.50	\$ -	\$ -	\$ 18.96	

Franchise Area 1

Rate Adjustment Schedule for FY 2022-23

CPI 8.60%

Area 1A

	Current Total	Current Service	Adjustment to Service	Current Landfill	Adjustment to Landfill	Adjusted Total
2	1 \$ 105.15	\$ 83.59	\$ 7.19	\$ 21.56	\$ 1.85	\$ 114.19
	2 \$ 210.26	\$ 167.13	\$ 14.37	\$ 43.13	\$ 3.71	\$ 228.34
	3 \$ 315.38	\$ 250.69	\$ 21.56	\$ 64.69	\$ 5.56	\$ 342.50
	4 \$ 420.55	\$ 334.29	\$ 28.75	\$ 86.26	\$ 7.42	\$ 456.72
	5 \$ 525.70	\$ 417.88	\$ 35.94	\$ 107.82	\$ 9.27	\$ 570.91
	6 \$ 630.81	\$ 501.42	\$ 43.12	\$ 129.39	\$ 11.13	\$ 685.06
3	1 \$ 145.24	\$ 112.90	\$ 9.71	\$ 32.34	\$ 2.78	\$ 157.73
	2 \$ 281.73	\$ 217.04	\$ 18.67	\$ 64.69	\$ 5.56	\$ 305.96
	3 \$ 422.55	\$ 325.51	\$ 27.99	\$ 97.04	\$ 8.35	\$ 458.89
	4 \$ 563.41	\$ 434.02	\$ 37.33	\$ 129.39	\$ 11.13	\$ 611.86
	5 \$ 704.26	\$ 542.53	\$ 46.66	\$ 161.73	\$ 13.91	\$ 764.83
	6 \$ 845.13	\$ 651.05	\$ 55.99	\$ 194.08	\$ 16.69	\$ 917.81
4	1 \$ 198.46	\$ 155.33	\$ 13.36	\$ 43.13	\$ 3.71	\$ 215.53
	2 \$ 396.93	\$ 310.67	\$ 26.72	\$ 86.26	\$ 7.42	\$ 431.07
	3 \$ 595.38	\$ 465.99	\$ 40.08	\$ 129.39	\$ 11.13	\$ 646.58
	4 \$ 793.83	\$ 621.31	\$ 53.43	\$ 172.52	\$ 14.84	\$ 862.10
	5 \$ 992.30	\$ 776.65	\$ 66.79	\$ 215.65	\$ 18.55	\$ 1,077.64
	6 \$ 1,190.77	\$ 931.99	\$ 80.15	\$ 258.78	\$ 22.26	\$ 1,293.18
6	1 \$ 275.49	\$ 221.50	\$ 19.05	\$ 53.99	\$ 4.64	\$ 299.18
	2 \$ 551.00	\$ 443.01	\$ 38.10	\$ 107.99	\$ 9.29	\$ 598.39
	3 \$ 826.51	\$ 664.54	\$ 57.15	\$ 161.97	\$ 13.93	\$ 897.59
	4 \$ 1,102.00	\$ 886.03	\$ 76.20	\$ 215.97	\$ 18.57	\$ 1,196.77
	5 \$ 1,377.50	\$ 1,107.54	\$ 95.25	\$ 269.96	\$ 23.22	\$ 1,495.97
	6 \$ 1,652.99	\$ 1,329.03	\$ 114.30	\$ 323.96	\$ 27.86	\$ 1,795.15

(Both Comprehensive and Non-comprehensive) bin size (cu. yd.) frequency

C o m m e r c i a l B i n s

Franchise Area 1

Rate Adjustment Schedule for FY 2022-23

CPI 8.60%

Area 1A

	Current Total	Current Service	Adjustment to Service	Current Landfill	Adjustment to Landfill	Adjusted Total	
Other Services							
Manure Bin rate							
bin size (cu. yd.) frequency							
1	\$ 159.99	\$ 137.88	\$ 11.86	\$ 22.11	\$ 1.90	\$ 173.75	
2	\$ 207.81	\$ 174.65	\$ 15.02	\$ 33.16	\$ 2.85	\$ 225.68	
3							
Roll-offs.							
10 to 40 cubic yard	\$ 315.43	\$ 315.43	\$ 27.13			\$ 342.56	per pull plus disposal
Roll off compactor:	\$ 398.00	\$ 398.00	\$ 34.23			\$ 432.23	per pull plus disposal
Minimum Pull Charge	\$ 287.94	\$ 287.94	\$ 24.76			\$ 312.70	
Commercial Bin Push Charges							
Dismount Distance (in feet)							
0 to 25'	No Charge					No Charge	Per collection per week
26 to 50	\$ 12.32	\$ 12.32	\$ 1.06			\$ 13.38	
51 to 75	\$ 15.85	\$ 15.85	\$ 1.36			\$ 17.21	
76 to 100	\$ 17.62	\$ 17.62	\$ 1.52			\$ 19.14	
Additional Roll off fees							
Delivery	\$ 102.54	\$ 102.54	\$ 8.82			\$ 111.36	
Extra Trip	\$ 102.54	\$ 102.54	\$ 8.82			\$ 111.36	
Relocation	\$ 102.54	\$ 102.54	\$ 8.82			\$ 111.36	
Commercial and Industrial Bulky Item							
first item	\$ 43.44	\$ 43.44	\$ 3.74			\$ 47.18	
second and third item	\$ 26.04	\$ 26.04	\$ 2.24			\$ 28.28	

Franchise Area 1

Rate Adjustment Schedule for FY 2022-23

CPI 8.60%

Area 1A

	Current Total	Current Service	Adjustment to Service	Current Landfill	Adjustment to Landfill	Adjusted Total	
Unscheduled Extra Bin Dumps							
While on Site	\$ 59.62	\$ 51.33	\$ 4.41	\$ 8.29	\$ 0.71	\$ 64.75	
Separate Trip	\$ 86.00	\$ 77.71	\$ 6.68	\$ 8.29	\$ 0.71	\$ 93.40	
Unscheduled Compactor Dumps	\$ 102.58	\$ 77.70	\$ 6.68	\$ 24.88	\$ 2.14	\$ 111.40	
Commercial Can	\$ 51.58	\$ 49.54	\$ 4.26	\$ 2.04	\$ 0.18	\$ 56.02	per month
Temporary bin service							
Up to Three (3) days:	\$ 128.43	\$ 120.14	\$ 10.33	\$ 8.29	\$ 0.71	\$ 139.47	Total 1 empty
Up to Thirty (30) days:	\$ 339.95	\$ 306.78	\$ 26.38	\$ 33.17	\$ 2.85	\$ 369.19	Total 4 empties
Additional Scout Service	\$ 86.91	\$ 86.91	\$ 7.47	\$ -	\$ -	\$ 94.38	
Bin Exchange	\$ 54.54	\$ 54.54	\$ 4.69	\$ -	\$ -	\$ 59.23	
Lost or Stolen Bin	\$ 868.91	\$ 868.91	\$ 74.73	\$ -	\$ -	\$ 943.64	
Lost or Stolen Cart	\$ 139.06	\$ 139.06	\$ 11.96	\$ -	\$ -	\$ 151.02	
Burned Bin	\$ 486.58	\$ 486.58	\$ 41.85	\$ -	\$ -	\$ 528.43	
Bin or Cart Repair	actual cost					actual cost	
Locking Lids	\$ 20.86	\$ 20.86	\$ 1.79	\$ -	\$ -	\$ 22.65	per month
Replacement Lock	\$ 43.44	\$ 43.44	\$ 3.74	\$ -	\$ -	\$ 47.18	
Replacement Key	\$ 8.69	\$ 8.69	\$ 0.75	\$ -	\$ -	\$ 9.44	
Haul or Call Fee	\$ 31.40	\$ 31.40	\$ 2.70	\$ -	\$ -	\$ 34.10	
Tire Haul Charge	\$ 439.31	\$ 439.31	\$ 37.78	\$ -	\$ -	\$ 477.09	
Wine Country Recycle Cart for Bin users							
Restart fee							
(Administrative Only, Bin on Site)	\$ 26.04	\$ 26.04	\$ 2.24	\$ -	\$ -	\$ 28.28	
(Administrative Plus Bin Delivery)	\$ 130.34	\$ 130.34	\$ 11.21	\$ -	\$ -	\$ 141.55	
Over Loaded Bin	\$ 58.86	\$ 58.86	\$ 5.06	\$ -	\$ -	\$ 63.92	per bin
Commercial Account Set-Up	\$ 36.42	\$ 36.42	\$ 3.13	\$ -	\$ -	\$ 39.55	
Tax Roll Administrative Charge	\$ 36.39	\$ 36.39	\$ 3.13	\$ -	\$ -	\$ 39.52	
Recycle Contamination Charge	\$ 85.98	\$ 85.98	\$ 7.39	\$ -	\$ -	\$ 93.37	
Mixed C & D Charge	\$ 363.71	\$ 363.71	\$ 31.28	\$ -	\$ -	\$ 394.99	plus disposal
Commercial Bin Delivery/Removal	\$ 29.41	\$ 29.41	\$ 2.53	\$ -	\$ -	\$ 31.94	
Commercial Recycle Bin Extra Pick Up	\$ 35.31	\$ 35.31	\$ 3.04	\$ -	\$ -	\$ 38.35	

Franchise Area 1

Rate Adjustment Schedule for FY 2022-23

CPI 8.60%

Area 1A

	Current Total	Current Service	Adjustment to Service	Current Landfill	Adjustment to Landfill	Adjusted Total
Commercial Recycling Service (Both Comprehensive and Non-comprehensive) bin size (cu. yd.) frequency						
3 1	\$ 94.34	\$ 94.34	\$ 8.11	\$ -	\$ -	\$ 102.45
3 2	\$ 188.68	\$ 188.68	\$ 16.23	\$ -	\$ -	\$ 204.91
3 3	\$ 283.02	\$ 283.02	\$ 24.34	\$ -	\$ -	\$ 307.36
4 1	\$ 115.50	\$ 115.50	\$ 9.93	\$ -	\$ -	\$ 125.43
4 2	\$ 230.97	\$ 230.97	\$ 19.86	\$ -	\$ -	\$ 250.83
4 3	\$ 346.47	\$ 346.47	\$ 29.80	\$ -	\$ -	\$ 376.27
6 1	\$ 122.02	\$ 122.02	\$ 10.49	\$ -	\$ -	\$ 132.51
6 2	\$ 244.01	\$ 244.01	\$ 20.98	\$ -	\$ -	\$ 264.99
6 3	\$ 366.03	\$ 366.03	\$ 31.48	\$ -	\$ -	\$ 397.51

	Current Total	Current Service	Adjustment to Service	Current Processing	Adjustment to Processing	Adjusted Total
Commercial Organics Service (Both Comprehensive and Non-comprehensive) bin size (cu. yd.) frequency						
64 Gallon 1	\$ 30.79	\$ 20.62	\$ 1.77	\$ 10.17	\$ 0.87	\$ 33.44
2	\$ 61.58	\$ 41.25	\$ 3.55	\$ 20.33	\$ 1.75	\$ 66.88
3	\$ 92.37	\$ 61.87	\$ 5.32	\$ 30.50	\$ 2.62	\$ 100.31
4	\$ 123.16	\$ 82.49	\$ 7.09	\$ 40.67	\$ 3.50	\$ 133.75
5	\$ 153.95	\$ 103.12	\$ 8.87	\$ 50.83	\$ 4.37	\$ 167.19
2 Yard 1	\$ 163.06	\$ 98.90	\$ 8.51	\$ 64.16	\$ 5.52	\$ 177.08
2	\$ 326.14	\$ 197.81	\$ 17.01	\$ 128.33	\$ 11.04	\$ 354.19
3	\$ 489.24	\$ 296.75	\$ 25.52	\$ 192.49	\$ 16.55	\$ 531.31
4	\$ 652.33	\$ 395.67	\$ 34.03	\$ 256.66	\$ 22.07	\$ 708.43
5	\$ 815.38	\$ 494.55	\$ 42.53	\$ 320.83	\$ 27.59	\$ 885.50

Franchise Area 1

Rate Adjustment Schedule for FY 2022-23

CPI 8.60%

Area 1A

Current Total Current Service Adjustment to Service Current Landfill Adjustment to Landfill Adjusted Total

Compliance Rates - Includes MSW bin with 1-64 Gallon Organics Cart and 1-96 Gallon Recycle Cart 1x week service
bin size (cu. yd.) frequency

2	1	\$ 147.23	\$ 115.50	\$ 9.93	\$ 31.73	\$ 2.73	\$ 159.89
	2	\$ 252.34	\$ 199.04	\$ 17.12	\$ 53.30	\$ 4.58	\$ 274.04
	3	\$ 357.46	\$ 282.60	\$ 24.30	\$ 74.86	\$ 6.44	\$ 388.20
	4	\$ 462.63	\$ 366.20	\$ 31.49	\$ 96.43	\$ 8.29	\$ 502.42
	5	\$ 567.78	\$ 449.79	\$ 38.68	\$ 117.99	\$ 10.15	\$ 616.61
	6	\$ 672.89	\$ 533.33	\$ 45.87	\$ 139.56	\$ 12.00	\$ 730.76
3	1	\$ 187.32	\$ 144.81	\$ 12.45	\$ 42.51	\$ 3.66	\$ 203.43
	2	\$ 323.81	\$ 248.95	\$ 21.41	\$ 74.86	\$ 6.44	\$ 351.66
	3	\$ 464.63	\$ 357.43	\$ 30.74	\$ 107.20	\$ 9.22	\$ 504.59
	4	\$ 605.49	\$ 465.93	\$ 40.07	\$ 139.56	\$ 12.00	\$ 657.56
	5	\$ 746.34	\$ 574.44	\$ 49.40	\$ 171.90	\$ 14.78	\$ 810.53
	6	\$ 887.21	\$ 682.96	\$ 58.73	\$ 204.25	\$ 17.57	\$ 963.51
4	1	\$ 240.54	\$ 187.24	\$ 16.10	\$ 53.30	\$ 4.58	\$ 261.23
	2	\$ 439.01	\$ 342.58	\$ 29.46	\$ 96.43	\$ 8.29	\$ 476.76
	3	\$ 637.46	\$ 497.90	\$ 42.82	\$ 139.56	\$ 12.00	\$ 692.28
	4	\$ 835.91	\$ 653.22	\$ 56.18	\$ 182.69	\$ 15.71	\$ 907.80
	5	\$ 1,034.38	\$ 808.56	\$ 69.54	\$ 225.82	\$ 19.42	\$ 1,123.34
	6	\$ 1,232.85	\$ 963.90	\$ 82.90	\$ 268.95	\$ 23.13	\$ 1,338.88

Franchise Area 1

Rate Adjustment Schedule for FY 2022-23

CPI 8.60%

Area 1A

	Current Total	Current Service	Adjustment to Service	Current Landfill	Adjustment to Landfill	Adjusted Total
6	\$ 317.57	\$ 253.42	\$ 21.79	\$ 64.15	\$ 5.52	\$ 344.88
	\$ 593.08	\$ 474.93	\$ 40.84	\$ 118.15	\$ 10.16	\$ 644.08
	\$ 868.59	\$ 696.45	\$ 59.89	\$ 172.14	\$ 14.80	\$ 943.29
	\$ 1,144.08	\$ 917.94	\$ 78.94	\$ 226.14	\$ 19.45	\$ 1,242.47
	\$ 1,419.58	\$ 1,139.45	\$ 97.99	\$ 280.13	\$ 24.09	\$ 1,541.66
	\$ 1,695.07	\$ 1,360.94	\$ 117.04	\$ 334.13	\$ 28.73	\$ 1,840.85

Franchise Area 1

Rate Adjustment Schedule for FY 2022-23

8.60%

Tip Fee Increase

Fuel Surcharg 0.00%

CPI 8.60%

Area 1B

Residential Services

Comprehensive Collection

	Current Total	Current Service	Adjustment to Service	Current Landfill	Adjustment to Landfill	Adjusted Total
Regular	\$ 26.16	\$ 20.25	\$ 1.74	\$ 5.91	\$ 0.51	\$ 28.41
Senior	\$ 23.82	\$ 17.91	\$ 1.54	\$ 5.91	\$ 0.51	\$ 25.87
Hard to Service	\$ 44.39	\$ 38.48	\$ 3.31	\$ 5.91	\$ 0.51	\$ 48.21
Extra Container	\$ 7.55	\$ 4.66	\$ 0.40	\$ 2.89	\$ 0.25	\$ 8.20
Green Waste	\$ 2.80	\$ 1.82	\$ 0.16	\$ 0.98	\$ 0.08	\$ 3.04
Recycling Material Offset						\$ 1.05

Residential Bins

Not applicable - at commercial bin rates

Franchise Area 1

Rate Adjustment Schedule for FY 2022-23

CPI 8.60%

Area 1B

	Current Total	Current Service	Adjustment to Service	Current Landfill	Adjustment to Landfill	Adjusted Total
Other Residential Services						
Residential Extra Bag	\$ 4.70	\$ 4.70	\$ 0.40	-	\$ -	\$ 5.10
Back Yard/Side Yard Collection	\$ 20.24	\$ 20.24	\$ 1.74	-	\$ -	\$ 21.98 per month
Extra Recycling Cart	\$ 3.29	\$ 3.29	\$ 0.28	-	\$ -	\$ 3.57 per month
Extra Green Waste Cart	\$ 6.56	\$ 6.56	\$ 0.56	-	\$ -	\$ 7.12 per month
Exchanges (in excess of 1 per year)	\$ 20.24	\$ 20.24	\$ 1.74	-	\$ -	\$ 21.98
Redelivery Fee for Roll Cart	\$ 25.27	\$ 25.27	\$ 2.17	-	\$ -	\$ 27.44
Reinstatement Fee	\$ 25.27	\$ 25.27	\$ 2.17	-	\$ -	\$ 27.44
Scout Service					1.5 times residential rate	
Rural Rate	\$ 29.41	\$ 29.41	\$ 2.53	-	\$ -	\$ 31.94
Residential clean-up						
(\$50.00 minimum per below)						
Labor	\$ 58.94	\$ 58.94	\$ 5.07	-	\$ -	\$ 64.01 per man /per hour
Forklift	\$ 84.22	\$ 84.22	\$ 7.24	-	\$ -	\$ 91.46 per hour
Chainsaw	\$ 42.12	\$ 42.12	\$ 3.62	-	\$ -	\$ 45.74 per hour
Bulky Item Collection	\$ 25.27	\$ 25.27	\$ 2.17	-	\$ -	\$ 27.44
CFC Removal Fee	\$ 33.69	\$ 33.69	\$ 2.90	-	\$ -	\$ 36.59
Electronic Waste	\$ 38.35	\$ 38.35	\$ 3.30	-	\$ -	\$ 41.65
Residential Account Set-Up	\$ 17.46	\$ 17.46	\$ 1.50	-	\$ -	\$ 18.96

Franchise Area 1

Rate Adjustment Schedule for FY 2022-23

CPI 8.60%

Area 1B

(Both Comprehensive and Non-comprehensive)
bin size (cu. yd.) frequency

		Current Total	Current Service	Adjustment to Service	Current Landfill	Adjustment to Landfill	Adjusted Total
2	1	\$ 122.41	\$ 100.85	\$ 8.67	\$ 21.56	\$ 1.85	\$ 132.94
	2	\$ 244.86	\$ 201.73	\$ 17.35	\$ 43.13	\$ 3.71	\$ 265.92
	3	\$ 367.23	\$ 302.54	\$ 26.02	\$ 64.69	\$ 5.56	\$ 398.81
	4	\$ 489.66	\$ 403.40	\$ 34.69	\$ 86.26	\$ 7.42	\$ 531.77
	5	\$ 612.09	\$ 504.27	\$ 43.37	\$ 107.82	\$ 9.27	\$ 664.73
	6	\$ 734.51	\$ 605.12	\$ 52.04	\$ 129.39	\$ 11.13	\$ 797.68
3	1	\$ 152.38	\$ 120.04	\$ 10.32	\$ 32.34	\$ 2.78	\$ 165.48
	2	\$ 304.80	\$ 240.11	\$ 20.65	\$ 64.69	\$ 5.56	\$ 331.01
	3	\$ 457.17	\$ 360.13	\$ 30.97	\$ 97.04	\$ 8.35	\$ 496.49
	4	\$ 609.57	\$ 480.18	\$ 41.30	\$ 129.39	\$ 11.13	\$ 661.99
	5	\$ 761.97	\$ 600.24	\$ 51.62	\$ 161.73	\$ 13.91	\$ 827.50
	6	\$ 914.38	\$ 720.30	\$ 61.95	\$ 194.08	\$ 16.69	\$ 993.02
4	1	\$ 201.89	\$ 158.76	\$ 13.65	\$ 43.13	\$ 3.71	\$ 219.25
	2	\$ 391.49	\$ 305.23	\$ 26.25	\$ 86.26	\$ 7.42	\$ 425.16
	3	\$ 587.26	\$ 457.87	\$ 39.38	\$ 129.39	\$ 11.13	\$ 637.76
	4	\$ 783.01	\$ 610.49	\$ 52.50	\$ 172.52	\$ 14.84	\$ 850.35
	5	\$ 978.75	\$ 763.10	\$ 65.63	\$ 215.65	\$ 18.55	\$ 1,062.92
	6	\$ 1,174.50	\$ 915.72	\$ 78.75	\$ 258.78	\$ 22.26	\$ 1,275.51
6	1	\$ 280.12	\$ 226.13	\$ 19.45	\$ 53.99	\$ 4.64	\$ 304.21
	2	\$ 527.75	\$ 419.76	\$ 36.10	\$ 107.99	\$ 9.29	\$ 573.14
	3	\$ 791.60	\$ 629.63	\$ 54.15	\$ 161.97	\$ 13.93	\$ 859.68
	4	\$ 1,055.46	\$ 839.49	\$ 72.20	\$ 215.97	\$ 18.57	\$ 1,146.23
	5	\$ 1,319.32	\$ 1,049.36	\$ 90.24	\$ 269.96	\$ 23.22	\$ 1,432.78
	6	\$ 1,583.21	\$ 1,259.25	\$ 108.30	\$ 323.96	\$ 27.86	\$ 1,719.37

C o m m e r c i a l B i n s

Franchise Area 1

Rate Adjustment Schedule for FY 2022-23

CPI 8.60%

Area 1B

	Current Total	Current Service	Adjustment to Service	Current Landfill	Adjustment to Landfill	Adjusted Total
Other Services						
Manure Bin rate						
bin size (cu. yd.) frequency						
2 1	\$ 159.99	\$ 137.88	\$ 11.86	\$ 22.11	\$ 1.90	\$ 173.75
3 1	\$ 207.81	\$ 174.65	\$ 15.02	\$ 33.16	\$ 2.85	\$ 225.68
Roll-offs.						
10 to 40 cubic yard	\$ 278.42	\$ 278.42	\$ 23.94	At Cost	-	\$ 302.36 per pull plus disposal
Roll off compactor:	\$ 397.98	\$ 397.98	\$ 34.23	-	-	\$ 432.21 per pull plus disposal
Minimum Pull Charge	\$ 254.14	\$ 254.14	\$ 21.86	-	-	\$ 276.00
Commercial Bin Push Charges						
Dismount Distance (in feet)						
0 to 25'	No Charge					No Charge
26 to 50	\$ 12.32	\$ 12.32	\$ 1.06	-	-	\$ 13.38
51 to 75	\$ 15.85	\$ 15.85	\$ 1.36	-	-	\$ 17.21
76 to 100	\$ 17.62	\$ 17.62	\$ 1.52	-	-	\$ 19.14
Additional Roll off fees						
Delivery	\$ 102.54	\$ 102.54	\$ 8.82	-	-	\$ 111.36
Extra Trip	\$ 102.54	\$ 102.54	\$ 8.82	-	-	\$ 111.36
Relocation	\$ 102.54	\$ 102.54	\$ 8.82	-	-	\$ 111.36
Commercial and Industrial Bulky Item						
first item	\$ 43.44	\$ 43.44	\$ 3.74	-	-	\$ 47.18
second and third item	\$ 26.04	\$ 26.04	\$ 2.24	-	-	\$ 28.28

Franchise Area 1

Rate Adjustment Schedule for FY 2022-23

CPI 8.60%

Area 1B

	Current Total	Current Service	Adjustment to Service	Current Landfill	Adjustment to Landfill	Adjusted Total	
Unscheduled Extra Bin Dumps							
While on Site	\$ 59.62	\$ 51.33	\$ 4.41	\$ 8.29	\$ 0.71	\$ 64.75	
Separate Trip	\$ 86.00	\$ 77.71	\$ 6.68	\$ 8.29	\$ 0.71	\$ 93.40	
Unscheduled Compactor Dumps	\$ 100.12	\$ 75.24	\$ 6.47	\$ 24.88	\$ 2.14	\$ 108.73	
Commercial Can	\$ 51.58	\$ 49.54	\$ 4.26	\$ 2.04	\$ 0.18	\$ 56.02	per month
Temporary bin service							
Up to Three (3) days:	\$ 128.43	\$ 120.14	\$ 10.33	\$ 8.29	\$ 0.71	\$ 139.47	Total 1 empty
Up to Thirty (30) days:	\$ 339.95	\$ 306.78	\$ 26.38	\$ 33.17	\$ 2.85	\$ 369.19	Total 4 empties
Additional Scout Service	\$ 86.91	\$ 86.91	\$ 7.47	-	-	\$ 94.38	
Bin Exchange	\$ 54.54	\$ 54.54	\$ 4.69	-	-	\$ 59.23	
Lost or Stolen Bin	\$ 868.91	\$ 868.91	\$ 74.73	-	-	\$ 943.64	
Lost or Stolen Cart	\$ 139.06	\$ 139.06	\$ 11.96	-	-	\$ 151.02	
Burned Bin	\$ 486.58	\$ 486.58	\$ 41.85	-	-	\$ 528.43	
Bin or Cart Repair actual cost						actual cost	
Locking Lids	\$ 20.86	\$ 20.86	\$ 1.79	-	-	\$ 22.65	per month
Replacement Lock	\$ 43.44	\$ 43.44	\$ 3.74	-	-	\$ 47.18	
Replacement Key	\$ 8.69	\$ 8.69	\$ 0.75	-	-	\$ 9.44	
Haul or Call Fee	\$ 31.40	\$ 31.40	\$ 2.70	-	-	\$ 34.10	
Tire Haul Charge	\$ 439.31	\$ 439.31	\$ 37.78	-	-	\$ 477.09	
Wine Country Recycle Cart for Bin users							
Restart fee							
(Administrative Only, Bin on Site)	\$ 26.04	\$ 26.04	\$ 2.24	-	-	\$ 28.28	
(Administrative Plus Bin Delivery)	\$ 130.34	\$ 130.34	\$ 11.21	-	-	\$ 141.55	
Over Loaded Bin	\$ 58.86	\$ 58.86	\$ 5.06	-	-	\$ 63.92	per bin
Commercial Account Set-Up	\$ 36.42	\$ 36.42	\$ 3.13	-	-	\$ 39.55	
Tax Roll Administrative Charge	\$ 36.39	\$ 36.39	\$ 3.13	-	-	\$ 39.52	
Recycle Contamination Charge	\$ 85.98	\$ 85.98	\$ 7.39	-	-	\$ 93.37	
Mixed C & D Charge	\$ 363.71	\$ 363.71	\$ 31.28	-	-	\$ 394.99	plus disposal
Commercial Bin Delivery/Removal	\$ 29.41	\$ 29.41	\$ 2.53	-	-	\$ 31.94	
Commercial Recycle Bin Extra Pick Up	\$ 35.31	\$ 35.31	\$ 3.04	-	-	\$ 38.35	

Franchise Area 1

Rate Adjustment Schedule for FY 2022-23

CPI

8.60%

Area 1B

Commercial Recycling Service
(Both Comprehensive and Non-comprehensive)
bin size (cu. yd.) frequency

		Current Total	Current Service	Adjustment to Service	Current Landfill	Adjustment to Landfill	Adjusted Total
2	1	\$80.56	\$ 80.56	\$ 6.93	\$ -	\$ -	\$ 87.49
	2	\$161.11	\$ 161.11	\$ 13.86	\$ -	\$ -	\$ 174.97
	3	\$241.67	\$ 241.67	\$ 20.78	\$ -	\$ -	\$ 262.45
	4	\$322.22	\$ 322.22	\$ 27.71	\$ -	\$ -	\$ 349.93
	5	\$402.78	\$ 402.78	\$ 34.64	\$ -	\$ -	\$ 437.42
	6	\$483.33	\$ 483.33	\$ 41.57	\$ -	\$ -	\$ 524.90
3	1	\$93.44	\$ 93.44	\$ 8.04	\$ -	\$ -	\$ 101.48
	2	\$186.89	\$ 186.89	\$ 16.07	\$ -	\$ -	\$ 202.96
	3	\$280.33	\$ 280.33	\$ 24.11	\$ -	\$ -	\$ 304.44
	4	\$373.78	\$ 373.78	\$ 32.15	\$ -	\$ -	\$ 405.93
	5	\$467.24	\$ 467.24	\$ 40.18	\$ -	\$ -	\$ 507.42
4	6	\$560.68	\$ 560.68	\$ 48.22	\$ -	\$ -	\$ 608.90
	1	\$114.38	\$ 114.38	\$ 9.84	\$ -	\$ -	\$ 124.22
	2	\$228.75	\$ 228.75	\$ 19.67	\$ -	\$ -	\$ 248.42
	3	\$343.14	\$ 343.14	\$ 29.51	\$ -	\$ -	\$ 372.65
	4	\$457.52	\$ 457.52	\$ 39.35	\$ -	\$ -	\$ 496.87
	5	\$571.89	\$ 571.89	\$ 49.18	\$ -	\$ -	\$ 621.07
	6	\$686.27	\$ 686.27	\$ 59.02	\$ -	\$ -	\$ 745.29
6	1	\$120.80	\$ 120.80	\$ 10.39	\$ -	\$ -	\$ 131.19
	2	\$241.62	\$ 241.62	\$ 20.78	\$ -	\$ -	\$ 262.40
	3	\$362.42	\$ 362.42	\$ 31.17	\$ -	\$ -	\$ 393.59
	4	\$483.23	\$ 483.23	\$ 41.56	\$ -	\$ -	\$ 524.79
	5	\$604.02	\$ 604.02	\$ 51.95	\$ -	\$ -	\$ 655.97
	6	\$724.84	\$ 724.84	\$ 62.34	\$ -	\$ -	\$ 787.18

Franchise Area 1

Rate Adjustment Schedule for FY 2022-23

CPI 8.60%

Area 1B

Current Total Current Service Adjustment to Service Current Landfill Adjustment to Landfill Adjusted Total

Commercial Organics

bin size (cu. yd.)	frequency	Current Total	Current Service	Adjustment to Service	Current Landfill	Adjustment to Landfill	Adjusted Total
64 Gallon	1	\$ 30.79	\$ 20.62	\$ 1.77	\$ 10.17	\$ 0.87	\$ 33.44
	2	\$ 61.58	\$ 41.25	\$ 3.55	\$ 20.33	\$ 1.75	\$ 66.88
	3	\$ 92.37	\$ 61.87	\$ 5.32	\$ 30.50	\$ 2.62	\$ 100.31
	4	\$ 123.16	\$ 82.49	\$ 7.09	\$ 40.67	\$ 3.50	\$ 133.75
	5	\$ 153.94	\$ 103.11	\$ 8.87	\$ 50.83	\$ 4.37	\$ 167.18
2 Yard	1	\$ 163.07	\$ 98.91	\$ 8.51	\$ 64.16	\$ 5.52	\$ 177.09
	2	\$ 326.14	\$ 197.81	\$ 17.01	\$ 128.33	\$ 11.04	\$ 354.19
	3	\$ 489.25	\$ 296.76	\$ 25.52	\$ 192.49	\$ 16.55	\$ 531.33
	4	\$ 652.32	\$ 395.66	\$ 34.03	\$ 256.66	\$ 22.07	\$ 708.42
	5	\$ 815.38	\$ 494.55	\$ 42.53	\$ 320.83	\$ 27.59	\$ 885.50

Compliance Rates - Includes MSW bin with 1-64 Gallon Organics Cart and 1-96 Gallon Recycle Cart 1x week service

bin size (cu. yd.)	frequency	Current Total	Current Service	Adjustment to Service	Current Landfill	Adjustment to Landfill	Adjusted Total
2	1	\$ 164.49	\$ 132.76	\$ 11.42	\$ 31.73	\$ 2.73	\$ 178.64
	2	\$ 286.94	\$ 233.64	\$ 20.09	\$ 53.30	\$ 4.58	\$ 311.62
	3	\$ 409.31	\$ 334.45	\$ 28.76	\$ 74.86	\$ 6.44	\$ 444.51
	4	\$ 531.74	\$ 435.31	\$ 37.44	\$ 96.43	\$ 8.29	\$ 577.47
	5	\$ 654.17	\$ 536.18	\$ 46.11	\$ 117.99	\$ 10.15	\$ 710.43
	6	\$ 776.59	\$ 637.03	\$ 54.78	\$ 139.56	\$ 12.00	\$ 843.38
3	1	\$ 194.46	\$ 151.95	\$ 13.07	\$ 42.51	\$ 3.66	\$ 211.18
	2	\$ 346.88	\$ 272.02	\$ 23.39	\$ 74.86	\$ 6.44	\$ 376.71
	3	\$ 499.25	\$ 392.05	\$ 33.72	\$ 107.20	\$ 9.22	\$ 542.19
	4	\$ 651.65	\$ 512.09	\$ 44.04	\$ 139.56	\$ 12.00	\$ 707.69
4	5	\$ 804.05	\$ 632.15	\$ 54.37	\$ 171.90	\$ 14.78	\$ 873.20
	6	\$ 956.46	\$ 752.21	\$ 64.69	\$ 204.25	\$ 17.57	\$ 1,038.72
	1	\$ 243.97	\$ 190.67	\$ 16.40	\$ 53.30	\$ 4.58	\$ 264.95
	2	\$ 433.57	\$ 337.14	\$ 28.99	\$ 96.43	\$ 8.29	\$ 470.86
	3	\$ 629.34	\$ 489.78	\$ 42.12	\$ 139.56	\$ 12.00	\$ 683.46
	4	\$ 825.09	\$ 642.40	\$ 55.25	\$ 182.69	\$ 15.71	\$ 896.05
5	5	\$ 1,020.83	\$ 795.01	\$ 68.37	\$ 225.82	\$ 19.42	\$ 1,108.62
	6	\$ 1,216.58	\$ 947.63	\$ 81.50	\$ 268.95	\$ 23.13	\$ 1,321.21

Franchise Area 1

Rate Adjustment Schedule for FY 2022-23

CPI 8.60%

Area 1B

	Current Total	Current Service	Adjustment to Service	Current Landfill	Adjustment to Landfill	Adjusted Total
6	\$ 322.20	\$ 258.05	\$ 22.19	\$ 64.15	\$ 5.52	\$ 349.91
	\$ 569.83	\$ 451.68	\$ 38.84	\$ 118.15	\$ 10.16	\$ 618.84
	\$ 833.68	\$ 661.54	\$ 56.89	\$ 172.14	\$ 14.80	\$ 905.38
	\$ 1,097.54	\$ 871.40	\$ 74.94	\$ 226.14	\$ 19.45	\$ 1,191.93
	\$ 1,361.40	\$ 1,081.27	\$ 92.99	\$ 280.13	\$ 24.09	\$ 1,478.48
	\$ 1,625.29	\$ 1,291.16	\$ 111.04	\$ 334.13	\$ 28.73	\$ 1,765.06

Franchise Area 1

Rate Adjustment Schedule for FY 2022-23

Tip Fee Increase	8.60%
Fuel Surcharg	0.00%
CPI	8.60%

Area 1C

Residential Services

	Current Total	Current Service	Adjustment to Service	Current Landfill	Adjustment to Landfill	Adjusted Total
<i>Comprehensive Collection</i>						
Regular	\$ 26.16	\$ 20.25	\$ 1.74	\$ 5.91	\$ 0.51	\$ 28.41
Senior	\$ 23.82	\$ 17.91	\$ 1.54	\$ 5.91	\$ 0.51	\$ 25.87
Hard to Service	\$ 44.39	\$ 38.48	\$ 3.31	\$ 5.91	\$ 0.51	\$ 48.21
Extra Container	\$ 7.80	\$ 4.67	\$ 0.40	\$ 3.13	\$ 0.27	\$ 8.47
Green Waste	\$ 3.24	\$ 2.15	\$ 0.18	\$ 1.09	\$ 0.09	\$ 3.52
Recycling Material Offset						\$ 1.05

Residential Bins

Not applicable - at commercial bin rates

Franchise Area 1

Rate Adjustment Schedule for FY 2022-23

CPI 8.60%

Area 1C

	Current Total	Current Service	Adjustment to Service	Current Landfill	Adjustment to Landfill	Adjusted Total
Other Residential Services						
Residential Extra Bag	\$ 4.70	\$ 4.70	\$ 0.40	\$ -	\$ -	\$ 5.10
Back Yard/Side Yard Collection	\$ 20.24	\$ 20.24	\$ 1.74	\$ -	\$ -	\$ 21.98 per month
Extra Recycling Cart	\$ 3.29	\$ 3.29	\$ 0.28	\$ -	\$ -	\$ 3.57 per month
Extra Green Waste Cart	\$ 6.56	\$ 6.56	\$ 0.56	\$ -	\$ -	\$ 7.12 per month
Exchanges (in excess of 1 per year)	\$ 20.24	\$ 20.24	\$ 1.74	\$ -	\$ -	\$ 21.98
Redelivery Fee for Roll Cart	\$ 25.27	\$ 25.27	\$ 2.17	\$ -	\$ -	\$ 27.44
Reinstatement Fee	\$ 25.27	\$ 25.27	\$ 2.17	\$ -	\$ -	\$ 27.44
Scout Service						
Rural Rate	\$ 29.41	\$ 29.41	\$ 2.53	\$ -	\$ -	\$ 31.94
Residential clean-up						
(\$50.00 minimum per below)						
Labor	\$ 58.94	\$ 58.94	\$ 5.07	\$ -	\$ -	\$ 64.01 per man /per hour
Forklift	\$ 84.22	\$ 84.22	\$ 7.24	\$ -	\$ -	\$ 91.46 per hour
Chainsaw	\$ 42.12	\$ 42.12	\$ 3.62	\$ -	\$ -	\$ 45.74 per hour
Bulky Item Collection	\$ 25.27	\$ 25.27	\$ 2.17	\$ -	\$ -	\$ 27.44
CFC Removal Fee	\$ 33.69	\$ 33.69	\$ 2.90	\$ -	\$ -	\$ 36.59
Electronic Waste	\$ 38.35	\$ 38.35	\$ 3.30	\$ -	\$ -	\$ 41.65
Residential Account Set-Up	\$ 17.46	\$ 17.46	\$ 1.50	\$ -	\$ -	\$ 18.96

Franchise Area 1

Rate Adjustment Schedule for FY 2022-23

CPI 8.60%

Area 1C

		Current Total	Current Service	Adjustment to Service	Current Landfill	Adjustment to Landfill	Adjusted Total
2	1	\$ 109.72	\$ 88.16	\$ 7.58	\$ 21.56	\$ 1.85	\$ 119.16
	2	\$ 219.42	\$ 176.29	\$ 15.16	\$ 43.13	\$ 3.71	\$ 238.29
	3	\$ 329.14	\$ 264.45	\$ 22.74	\$ 64.69	\$ 5.56	\$ 357.45
	4	\$ 438.88	\$ 352.62	\$ 30.33	\$ 86.26	\$ 7.42	\$ 476.62
	5	\$ 548.59	\$ 440.77	\$ 37.91	\$ 107.82	\$ 9.27	\$ 595.77
	6	\$ 658.30	\$ 528.91	\$ 45.49	\$ 129.39	\$ 11.13	\$ 714.91
3	1	\$ 151.43	\$ 119.09	\$ 10.24	\$ 32.34	\$ 2.78	\$ 164.45
	2	\$ 302.81	\$ 238.12	\$ 20.48	\$ 64.69	\$ 5.56	\$ 328.85
	3	\$ 454.26	\$ 357.22	\$ 30.72	\$ 97.04	\$ 8.35	\$ 493.33
	4	\$ 605.68	\$ 476.29	\$ 40.96	\$ 129.39	\$ 11.13	\$ 657.77
	5	\$ 757.08	\$ 595.35	\$ 51.20	\$ 161.73	\$ 13.91	\$ 822.19
	6	\$ 908.50	\$ 714.42	\$ 61.44	\$ 194.08	\$ 16.69	\$ 986.63
4	1	\$ 201.89	\$ 158.76	\$ 13.65	\$ 43.13	\$ 3.71	\$ 219.25
	2	\$ 403.79	\$ 317.53	\$ 27.31	\$ 86.26	\$ 7.42	\$ 438.52
	3	\$ 605.68	\$ 476.29	\$ 40.96	\$ 129.39	\$ 11.13	\$ 657.77
	4	\$ 807.56	\$ 635.04	\$ 54.61	\$ 172.52	\$ 14.84	\$ 877.01
	5	\$ 1,009.44	\$ 793.79	\$ 68.27	\$ 215.65	\$ 18.55	\$ 1,096.25
	6	\$ 1,211.32	\$ 952.54	\$ 81.92	\$ 258.78	\$ 22.26	\$ 1,315.49
6	1	\$ 280.12	\$ 226.13	\$ 19.45	\$ 53.99	\$ 4.64	\$ 304.21
	2	\$ 560.26	\$ 452.27	\$ 38.90	\$ 107.99	\$ 9.29	\$ 608.44
	3	\$ 840.37	\$ 678.40	\$ 58.34	\$ 161.97	\$ 13.93	\$ 912.64
	4	\$ 1,120.49	\$ 904.52	\$ 77.79	\$ 215.97	\$ 18.57	\$ 1,216.85
	5	\$ 1,400.60	\$ 1,130.64	\$ 97.24	\$ 269.96	\$ 23.22	\$ 1,521.05
	6	\$ 1,680.71	\$ 1,356.75	\$ 116.68	\$ 323.96	\$ 27.86	\$ 1,825.25

C o m m e r c i a l B i n s

(Both Comprehensive and Non-comprehensive)
bin size (cu. yd.) frequency

Franchise Area 1

Rate Adjustment Schedule for FY 2022-23

CPI 8.60%

Area 1C

	Current Total	Current Service	Adjustment to Service	Current Landfill	Adjustment to Landfill	Adjusted Total
Other Services						
Manure Bin rate						
bin size (cu. yd.)						
frequency						
1	\$ 159.99	\$ 137.91	\$ 11.86	\$ 22.08	\$ 1.90	\$ 173.75
2	\$ 207.81	\$ 174.68	\$ 15.02	\$ 33.13	\$ 2.85	\$ 225.68
3						
Roll-offs.						
10 to 40 cubic yard	\$ 278.39	\$ 278.39	\$ 23.94	At Cost		\$ 302.33
Roll off compactor:	\$ 398.00	\$ 398.00	\$ 34.23			\$ 432.23
Minimum Pull Charge	\$ 254.14	\$ 254.14	\$ 21.86			\$ 276.00
Commercial Bin Push Charges						
Dismount Distance (in feet)						
0 to 25'	No Charge	No Charge				No Charge
26 to 50	\$ 12.32	\$ 12.32	\$ 1.06			\$ 13.38
51 to 75	\$ 15.85	\$ 15.85	\$ 1.36			\$ 17.21
76 to 100	\$ 17.62	\$ 17.62	\$ 1.52			\$ 19.14
Additional Roll off fees						
Delivery	\$ 102.54	\$ 102.54	\$ 8.82			\$ 111.36
Extra Trip	\$ 102.54	\$ 102.54	\$ 8.82			\$ 111.36
Relocation	\$ 102.54	\$ 102.54	\$ 8.82			\$ 111.36
Commercial and Industrial Bulky Item						
first item	\$ 43.44	\$ 43.44	\$ 3.74			\$ 47.18
second and third item	\$ 26.04	\$ 26.04	\$ 2.24			\$ 28.28

per pull plus disposal

per pull plus disposal

Per collection per week

Franchise Area 1

Rate Adjustment Schedule for FY 2022-23

CPI

8.60%

Area 1C

	Current Total	Current Service	Adjustment to Service	Current Landfill	Adjustment to Landfill	Adjusted Total	
Unscheduled Extra Bin Dumps							
While on Site	\$ 59.62	\$ 51.33	\$ 4.41	\$ 8.29	\$ 0.71	\$ 64.75	
Separate Trip	\$ 86.00	\$ 77.71	\$ 6.68	\$ 8.29	\$ 0.71	\$ 93.40	
Unscheduled Compactor Dumps	\$ 102.58	\$ 77.70	\$ 6.68	\$ 24.88	\$ 2.14	\$ 111.40	
Commercial Can	\$ 51.58	\$ 49.54	\$ 4.26	\$ 2.04	\$ 0.18	\$ 56.02	per month
Temporary bin service							
Up to Three (3) days:	\$ 128.43	\$ 120.14	\$ 10.33	\$ 8.29	\$ 0.71	\$ 139.47	Total 1 empty
Up to Thirty (30) days:	\$ 339.95	\$ 306.78	\$ 26.38	\$ 33.17	\$ 2.85	\$ 369.19	Total 4 empties
Additional Scout Service	\$ 86.91	\$ 86.91	\$ 7.47	\$ -	\$ -	\$ 94.38	
Bin Exchange	\$ 54.54	\$ 54.54	\$ 4.69	\$ -	\$ -	\$ 59.23	
Lost or Stolen Bin	\$ 868.91	\$ 868.91	\$ 74.73	\$ -	\$ -	\$ 943.64	
Lost or Stolen Cart	\$ 139.06	\$ 139.06	\$ 11.96	\$ -	\$ -	\$ 151.02	
Burned Bin	\$ 486.58	\$ 486.58	\$ 41.85	\$ -	\$ -	\$ 528.43	
Bin or Cart Repair	actual cost					actual cost	
Locking Lids	\$ 20.86	\$ 20.86	\$ 1.79	\$ -	\$ -	\$ 22.65	per month
Replacement Lock	\$ 43.44	\$ 43.44	\$ 3.74	\$ -	\$ -	\$ 47.18	
Replacement Key	\$ 8.69	\$ 8.69	\$ 0.75	\$ -	\$ -	\$ 9.44	
Haul or Call Fee	\$ 31.40	\$ 31.40	\$ 2.70	\$ -	\$ -	\$ 34.10	
Tire Haul Charge	\$ 439.31	\$ 439.31	\$ 37.78	\$ -	\$ -	\$ 477.09	
Wine Country Recycle Cart for Bin users	\$ 11.29	\$ 11.29	\$ 0.97	\$ -	\$ -	\$ 12.26	per month
Restart fee							
(Administrative Only, Bin on Site)	\$ 26.04	\$ 26.04	\$ 2.24	\$ -	\$ -	\$ 28.28	
(Administrative Plus Bin Delivery)	\$ 130.34	\$ 130.34	\$ 11.21	\$ -	\$ -	\$ 141.55	
Over Loaded Bin	\$ 58.86	\$ 58.86	\$ 5.06	\$ -	\$ -	\$ 63.92	per bin
Commercial Account Set-Up	\$ 36.42	\$ 36.42	\$ 3.13	\$ -	\$ -	\$ 39.55	
Tax Roll Administrative Charge	\$ 36.39	\$ 36.39	\$ 3.13	\$ -	\$ -	\$ 39.52	
Recycle Contamination Charge	\$ 85.98	\$ 85.98	\$ 7.39	\$ -	\$ -	\$ 93.37	
Mixed C & D Charge	\$ 363.71	\$ 363.71	\$ 31.28	\$ -	\$ -	\$ 394.99	plus disposal
Commercial Bin Delivery/Removal	\$ 29.41	\$ 29.41	\$ 2.53	\$ -	\$ -	\$ 31.94	
Commercial Recycle Bin Extra Pick Up	\$ 35.31	\$ 35.31	\$ 3.04	\$ -	\$ -	\$ 38.35	

Franchise Area 1

Rate Adjustment Schedule for FY 2022-23

CPI

8.60%

Area 1C

bin size (cu. yd.)		frequency	Current Total	Current Service	Adjustment to Service	Current Landfill	Adjustment to Landfill	Adjusted Total
2	1		\$ 80.56	\$ 80.56	\$ 6.93	\$ -	\$ -	\$ 87.49
	2		\$ 161.11	\$ 161.11	\$ 13.86	\$ -	\$ -	\$ 174.97
	3		\$ 241.67	\$ 241.67	\$ 20.78	\$ -	\$ -	\$ 262.45
	4		\$ 322.22	\$ 322.22	\$ 27.71	\$ -	\$ -	\$ 349.93
	5		\$ 402.78	\$ 402.78	\$ 34.64	\$ -	\$ -	\$ 437.42
	6		\$ 483.33	\$ 483.33	\$ 41.57	\$ -	\$ -	\$ 524.90
3	1		\$ 93.44	\$ 93.44	\$ 8.04	\$ -	\$ -	\$ 101.48
	2		\$ 186.89	\$ 186.89	\$ 16.07	\$ -	\$ -	\$ 202.96
	3		\$ 280.33	\$ 280.33	\$ 24.11	\$ -	\$ -	\$ 304.44
	4		\$ 373.78	\$ 373.78	\$ 32.15	\$ -	\$ -	\$ 405.93
	5		\$ 467.24	\$ 467.24	\$ 40.18	\$ -	\$ -	\$ 507.42
	6							
4	1		\$ 560.68	\$ 560.68	\$ 48.22	\$ -	\$ -	\$ 608.90
	2		\$ 114.38	\$ 114.38	\$ 9.84	\$ -	\$ -	\$ 124.22
	3		\$ 228.75	\$ 228.75	\$ 19.67	\$ -	\$ -	\$ 248.42
	4		\$ 343.14	\$ 343.14	\$ 29.51	\$ -	\$ -	\$ 372.65
	5		\$ 457.52	\$ 457.52	\$ 39.35	\$ -	\$ -	\$ 496.87
	6		\$ 571.89	\$ 571.89	\$ 49.18	\$ -	\$ -	\$ 621.07
6	1		\$ 686.27	\$ 686.27	\$ 59.02	\$ -	\$ -	\$ 745.29
	2		\$ 120.80	\$ 120.80	\$ 10.39	\$ -	\$ -	\$ 131.19
	3		\$ 241.62	\$ 241.62	\$ 20.78	\$ -	\$ -	\$ 262.40
	4		\$ 362.42	\$ 362.42	\$ 31.17	\$ -	\$ -	\$ 393.59
	5		\$ 483.23	\$ 483.23	\$ 41.56	\$ -	\$ -	\$ 524.79
	6		\$ 604.02	\$ 604.02	\$ 51.95	\$ -	\$ -	\$ 655.97
	6		\$ 724.84	\$ 724.84	\$ 62.34	\$ -	\$ -	\$ 787.18

Commercial Recycling Service
(Both Comprehensive and Non-comprehensive)

Franchise Area 1

Rate Adjustment Schedule for FY 2022-23

CPI

8.60%

Area 1C

Current Total Current Service Adjustment to Service Current Landfill Adjustment to Landfill Adjusted Total

Commercial Organics

bin size (cu. yd.)	frequency	Current Service	Adjustment to Service	Current Landfill	Adjustment to Landfill	Adjusted Total
64 Gallon	1	\$ 30.79	\$ 20.62	\$ 1.77	\$ 10.17	\$ 33.44
	2	\$ 61.58	\$ 41.25	\$ 3.55	\$ 20.33	\$ 66.88
	3	\$ 92.37	\$ 61.87	\$ 5.32	\$ 30.50	\$ 100.31
	4	\$ 123.16	\$ 82.49	\$ 7.09	\$ 40.67	\$ 133.75
	5	\$ 153.94	\$ 103.11	\$ 8.87	\$ 50.83	\$ 167.18
2 Yard	1	\$ 163.07	\$ 98.91	\$ 8.51	\$ 64.16	\$ 177.09
	2	\$ 326.14	\$ 197.81	\$ 17.01	\$ 128.33	\$ 354.19
	3	\$ 489.25	\$ 296.76	\$ 25.52	\$ 192.49	\$ 531.33
	4	\$ 652.32	\$ 395.66	\$ 34.03	\$ 256.66	\$ 708.42
	5	\$ 815.38	\$ 494.55	\$ 42.53	\$ 320.83	\$ 885.50

Compliance Rates - Includes MSW bin with 1-64 Gallon Organics Cart and 1-96 Gallon Recycle Cart 1x week service

bin size (cu. yd.)	frequency	Current Service	Adjustment to Service	Current Landfill	Adjustment to Landfill	Adjusted Total
2	1	\$ 151.80	\$ 120.07	\$ 10.33	\$ 31.73	\$ 164.85
	2	\$ 261.50	\$ 208.20	\$ 17.91	\$ 53.30	\$ 283.99
	3	\$ 371.22	\$ 296.36	\$ 25.49	\$ 74.86	\$ 403.14
	4	\$ 480.96	\$ 384.53	\$ 33.07	\$ 96.43	\$ 522.32
	5	\$ 590.67	\$ 472.68	\$ 40.65	\$ 117.99	\$ 641.47
	6	\$ 700.38	\$ 560.82	\$ 48.23	\$ 139.56	\$ 760.61
3	1	\$ 193.51	\$ 151.00	\$ 12.99	\$ 42.51	\$ 210.15
	2	\$ 344.89	\$ 270.03	\$ 23.22	\$ 74.86	\$ 374.55
	3	\$ 496.34	\$ 389.14	\$ 33.47	\$ 107.20	\$ 539.03
	4	\$ 647.76	\$ 508.20	\$ 43.71	\$ 139.56	\$ 703.47
4	5	\$ 799.16	\$ 627.26	\$ 53.94	\$ 171.90	\$ 867.89
	6	\$ 950.58	\$ 746.33	\$ 64.18	\$ 204.25	\$ 1,032.33
	1	\$ 243.97	\$ 190.67	\$ 16.40	\$ 53.30	\$ 264.95
	2	\$ 445.87	\$ 349.44	\$ 30.05	\$ 96.43	\$ 484.21
	3	\$ 647.76	\$ 508.20	\$ 43.71	\$ 139.56	\$ 703.47
	4	\$ 849.64	\$ 666.95	\$ 57.36	\$ 182.69	\$ 922.71
5	5	\$ 1,051.52	\$ 825.70	\$ 71.01	\$ 225.82	\$ 1,141.95
	6	\$ 1,253.40	\$ 984.45	\$ 84.66	\$ 268.95	\$ 1,361.19

Franchise Area 1

Rate Adjustment Schedule for FY 2022-23

CPI 8.60%

Area 1C

	Current Total	Current Service	Adjustment to Service	Current Landfill	Adjustment to Landfill	Adjusted Total
6						
1	\$ 322.20	\$ 258.05	\$ 22.19	\$ 64.15	\$ 5.52	\$ 349.91
2	\$ 602.34	\$ 484.19	\$ 41.64	\$ 118.15	\$ 10.16	\$ 654.14
3	\$ 882.45	\$ 710.31	\$ 61.09	\$ 172.14	\$ 14.80	\$ 958.34
4	\$ 1,162.57	\$ 936.43	\$ 80.53	\$ 226.14	\$ 19.45	\$ 1,262.55
5	\$ 1,442.68	\$ 1,162.55	\$ 99.98	\$ 280.13	\$ 24.09	\$ 1,566.75
6	\$ 1,722.79	\$ 1,388.66	\$ 119.43	\$ 334.13	\$ 28.73	\$ 1,870.95

Franchise Area 3

Rate Adjustment Schedule for FY 2022-23

Tip Fee Increase 8.60%
 Fuel Surcharge 0.0%

CPI 8.6%

Area 3

Residential Services

Comprehensive Collection

Regular
 Senior
 Hard to Service
 Extra Container
 Green Waste
 Recycling Material Offset

Other Residential Services

Residential Extra Bag
 Back Yard/Side Yard Collection
 Extra Recycling Cart
 Extra Green Waste Cart
 Exchanges (in excess of 1 per year)
 Redelivery Fee for Roll Cart
 Reinstatement Fee
 Scout Service
 Bulky Item Collection
 CFC Removal Fee
 Rural Rate

Residential clean-up (\$50.00 minimum per below)

Labor
 Forklift
 Chainsaw
 Electronic Waste
 Residential Account Set-Up

	Current Total	Current Service	Adjustment to Service	Current Landfill	Adjustment to Landfill	Adjusted Total
Regular	\$23.36	\$17.45	\$1.50	\$5.91	\$0.51	\$25.37
Senior	\$22.26	\$16.35	\$1.41	\$5.91	\$0.51	\$24.17
Hard to Service	\$37.16	\$31.34	\$2.70	\$5.82	\$0.50	\$40.36
Extra Container	\$8.12	\$4.92	\$0.42	\$3.20	\$0.28	\$8.82
Green Waste	\$4.77	\$3.68	\$0.32	\$1.09	\$0.09	\$5.18
Recycling Material Offset						\$1.05
Residential Extra Bag	\$4.70	\$4.70	\$0.40	\$0.00	\$0.00	\$5.10
Back Yard/Side Yard Collection	\$20.22	\$20.22	\$1.74	\$0.00	\$0.00	\$21.96 per month
Extra Recycling Cart	\$3.29	\$3.29	\$0.28	\$0.00	\$0.00	\$3.57 per month
Extra Green Waste Cart	\$6.81	\$6.81	\$0.59	\$0.00	\$0.00	\$7.40 per month
Exchanges (in excess of 1 per year)	\$20.22	\$20.22	\$1.74	\$0.00	\$0.00	\$21.96
Redelivery Fee for Roll Cart	\$25.26	\$25.26	\$2.17	\$0.00	\$0.00	\$27.43
Reinstatement Fee	\$25.26	\$25.26	\$2.17	\$0.00	\$0.00	\$27.43
Scout Service					1.5 times residential rate	
Bulky Item Collection	\$25.26	\$25.26	\$2.17	\$0.00	\$0.00	\$27.43
CFC Removal Fee	\$33.69	\$33.69	\$2.90	\$0.00	\$0.00	\$36.59
Rural Rate	\$29.75	\$29.75	\$2.56	\$0.00	\$0.00	\$32.31
Residential clean-up (\$50.00 minimum per below)						
Labor	\$58.95	\$58.95	\$5.07	\$0.00	\$0.00	\$64.02 per man /per hour
Forklift	\$84.20	\$84.20	\$7.24	\$0.00	\$0.00	\$91.44 per hour
Chainsaw	\$42.12	\$42.12	\$3.62	\$0.00	\$0.00	\$45.74 per hour
Electronic Waste	\$38.35	\$38.35	\$3.30	\$0.00	\$0.00	\$41.65
Residential Account Set-Up	\$17.48	\$17.48	\$1.50	\$0.00	\$0.00	\$18.98

Franchise Area 3

Rate Adjustment Schedule for FY 2022-23

Area 3 A Commercial Bins

bin size (cu., yd.)	frequency	\$100.97	\$84.79	\$7.29	\$16.18	\$1.39	\$109.65
1.5	1	\$201.93	\$169.59	\$14.58	\$32.34	\$2.78	\$219.30
	2	\$302.89	\$254.37	\$21.88	\$48.52	\$4.17	\$328.94
	3	\$403.84	\$339.15	\$29.17	\$64.69	\$5.56	\$438.57
	4	\$504.80	\$423.93	\$36.46	\$80.87	\$6.95	\$548.21
	5	\$605.80	\$508.76	\$43.75	\$97.04	\$8.35	\$657.90
	6	\$121.87	\$100.31	\$8.63	\$21.56	\$1.85	\$132.35
2	1	\$244.02	\$200.89	\$17.28	\$43.13	\$3.71	\$265.01
	2	\$365.61	\$300.92	\$25.88	\$64.69	\$5.56	\$397.05
	3	\$487.49	\$401.23	\$34.51	\$86.26	\$7.42	\$529.41
	4	\$609.35	\$501.53	\$43.13	\$107.82	\$9.27	\$661.75
	5	\$731.22	\$601.83	\$51.76	\$129.39	\$11.13	\$794.10
	6	\$150.39	\$118.05	\$10.15	\$32.34	\$2.78	\$163.32
3	1	\$300.76	\$236.07	\$20.30	\$64.69	\$5.56	\$326.63
	2	\$451.15	\$354.11	\$30.45	\$97.04	\$8.35	\$489.95
	3	\$601.54	\$472.15	\$40.60	\$129.39	\$11.13	\$653.27
	4	\$751.92	\$590.19	\$50.76	\$161.73	\$13.91	\$816.59
	5	\$902.30	\$708.22	\$60.91	\$194.08	\$16.69	\$979.90
	6	\$190.95	\$147.82	\$12.71	\$43.13	\$3.71	\$207.37
4	1	\$381.90	\$295.64	\$25.43	\$86.26	\$7.42	\$414.74
	2	\$572.85	\$443.46	\$38.14	\$129.39	\$11.13	\$622.12
	3	\$763.80	\$591.28	\$50.85	\$172.52	\$14.84	\$829.49
	4	\$954.75	\$739.10	\$63.56	\$215.65	\$18.55	\$1,036.86
	5	\$1,145.69	\$886.91	\$76.27	\$258.78	\$22.26	\$1,244.22
	6	\$231.92	\$178.01	\$15.31	\$53.91	\$4.64	\$251.87
5	1	\$463.89	\$356.07	\$30.62	\$107.82	\$9.27	\$503.78
	2	\$695.81	\$534.08	\$45.93	\$161.73	\$13.91	\$755.65
	3	\$927.76	\$712.11	\$61.24	\$215.65	\$18.55	\$1,007.55
	4	\$1,159.66	\$890.10	\$76.55	\$269.56	\$23.18	\$1,259.39
	5	\$1,391.63	\$1,068.16	\$91.86	\$323.47	\$27.82	\$1,511.31
	6						

Area 3 A Commercial Bins (more)

6	1	\$268.70	\$204.01	\$17.54	\$64.69	\$5.56	\$291.81
	2	\$537.40	\$408.01	\$35.09	\$129.39	\$11.13	\$583.62
	3	\$806.10	\$612.02	\$52.63	\$194.08	\$16.69	\$875.42
	4	\$1,074.79	\$816.01	\$70.18	\$258.78	\$22.26	\$1,167.22
	5	\$1,343.47	\$1,020.00	\$87.72	\$323.47	\$27.82	\$1,459.01
	6	\$1,612.17	\$1,224.00	\$105.26	\$388.17	\$33.38	\$1,750.82

Area 3 B Commercial Bins

bin size (cu. yd.) frequency

1.5	1	\$94.40	\$78.22	\$6.73	\$16.18	\$1.39	\$102.52
	2	\$188.79	\$156.45	\$13.45	\$32.34	\$2.78	\$205.03
	3	\$283.20	\$234.68	\$20.18	\$48.52	\$4.17	\$307.56
	4	\$377.60	\$312.91	\$26.91	\$64.69	\$5.56	\$410.07
	5	\$472.01	\$391.14	\$33.64	\$80.87	\$6.95	\$512.60
	6	\$566.40	\$469.36	\$40.37	\$97.04	\$8.35	\$615.11
2	1	\$109.34	\$87.78	\$7.55	\$21.56	\$1.85	\$118.74
	2	\$220.00	\$176.87	\$15.21	\$43.13	\$3.71	\$238.92
	3	\$328.06	\$263.37	\$22.65	\$64.69	\$5.56	\$356.27
	4	\$437.42	\$351.16	\$30.20	\$86.26	\$7.42	\$475.04
	5	\$546.78	\$438.96	\$37.75	\$107.82	\$9.27	\$593.80
	6	\$656.15	\$526.76	\$45.30	\$129.39	\$11.13	\$712.58
3	1	\$139.23	\$106.89	\$9.19	\$32.34	\$2.78	\$151.20
	2	\$278.43	\$213.74	\$18.38	\$64.69	\$5.56	\$302.37
	3	\$417.65	\$320.61	\$27.57	\$97.04	\$8.35	\$453.57
	4	\$556.86	\$427.47	\$36.76	\$129.39	\$11.13	\$604.75
	5	\$696.06	\$534.33	\$45.95	\$161.73	\$13.91	\$755.92
	6	\$835.27	\$641.19	\$55.14	\$194.08	\$16.69	\$907.10
4	1	\$192.15	\$149.02	\$12.82	\$43.13	\$3.71	\$208.67
	2	\$384.31	\$298.05	\$25.63	\$86.26	\$7.42	\$417.36
	3	\$576.45	\$447.06	\$38.45	\$129.39	\$11.13	\$626.02
	4	\$768.59	\$596.07	\$51.26	\$172.52	\$14.84	\$834.69
	5	\$960.74	\$745.09	\$64.08	\$215.65	\$18.55	\$1,043.36
	6	\$1,152.91	\$894.13	\$76.90	\$258.78	\$22.26	\$1,252.06

Area 3 B Commercial Bins (more)

5	1	\$233.44	\$179.53	\$15.44	\$53.91	\$4.64	\$253.52
	2	\$466.87	\$359.05	\$30.88	\$107.82	\$9.27	\$507.02
	3	\$700.31	\$538.58	\$46.32	\$161.73	\$13.91	\$760.54
	4	\$933.74	\$718.09	\$61.76	\$215.65	\$18.55	\$1,014.04
	5	\$1,167.18	\$897.62	\$77.20	\$269.56	\$23.18	\$1,267.56
	6	\$1,400.63	\$1,077.16	\$92.64	\$323.47	\$27.82	\$1,521.08
6	1	\$270.51	\$205.82	\$17.70	\$64.69	\$5.56	\$293.77
	2	\$540.99	\$411.60	\$35.40	\$129.39	\$11.13	\$587.52
	3	\$811.51	\$617.43	\$53.10	\$194.08	\$16.69	\$881.30
	4	\$1,081.98	\$823.20	\$70.80	\$258.78	\$22.26	\$1,175.03
	5	\$1,352.48	\$1,029.01	\$88.49	\$323.47	\$27.82	\$1,468.79
	6	\$1,622.98	\$1,234.81	\$106.19	\$388.17	\$33.38	\$1,762.56

Area 3 C Commercial Bins

bin size (cu. yd.) frequency

1.5	1	\$101.41	\$85.23	\$7.33	\$16.18	\$1.39	\$110.13
	2	\$202.82	\$170.48	\$14.66	\$32.34	\$2.78	\$220.26
	3	\$304.24	\$255.72	\$21.99	\$48.52	\$4.17	\$330.40
	4	\$405.65	\$340.96	\$29.32	\$64.69	\$5.56	\$440.54
	5	\$507.09	\$426.22	\$36.65	\$80.87	\$6.95	\$550.70
	6	\$608.48	\$511.44	\$43.98	\$97.04	\$8.35	\$660.81
2	1	\$122.46	\$100.90	\$8.68	\$21.56	\$1.85	\$132.99
	2	\$244.95	\$201.82	\$17.36	\$43.13	\$3.71	\$266.02
	3	\$367.40	\$302.71	\$26.03	\$64.69	\$5.56	\$399.00
	4	\$489.88	\$403.62	\$34.71	\$86.26	\$7.42	\$532.01
	5	\$612.36	\$504.54	\$43.39	\$107.82	\$9.27	\$665.02
	6	\$734.83	\$605.44	\$52.07	\$129.39	\$11.13	\$798.03
3	1	\$151.28	\$118.94	\$10.23	\$32.34	\$2.78	\$164.29
	2	\$302.57	\$237.88	\$20.46	\$64.69	\$5.56	\$328.59
	3	\$453.86	\$356.82	\$30.69	\$97.04	\$8.35	\$492.89
	4	\$605.14	\$475.75	\$40.91	\$129.39	\$11.13	\$657.18
	5	\$756.41	\$594.68	\$51.14	\$161.73	\$13.91	\$821.46
	6	\$907.71	\$713.63	\$61.37	\$194.08	\$16.69	\$985.77

Area 3 C Commercial Bins (more)

4	1	\$192.15	\$149.02	\$12.82	\$43.13	\$3.71	\$208.67
	2	\$384.31	\$298.05	\$25.63	\$86.26	\$7.42	\$417.36
	3	\$576.45	\$447.06	\$38.45	\$129.39	\$11.13	\$626.02
	4	\$768.59	\$596.07	\$51.26	\$172.52	\$14.84	\$834.69
	5	\$960.74	\$745.09	\$64.08	\$215.65	\$18.55	\$1,043.36
	6	\$1,152.91	\$894.13	\$76.90	\$258.78	\$22.26	\$1,252.06
5	1	\$233.44	\$179.53	\$15.44	\$53.91	\$4.64	\$253.52
	2	\$466.87	\$359.05	\$30.88	\$107.82	\$9.27	\$507.02
	3	\$700.31	\$538.58	\$46.32	\$161.73	\$13.91	\$760.54
	4	\$933.74	\$718.09	\$61.76	\$215.65	\$18.55	\$1,014.04
	5	\$1,167.18	\$897.62	\$77.20	\$269.56	\$23.18	\$1,267.56
	6	\$1,400.63	\$1,077.16	\$92.64	\$323.47	\$27.82	\$1,521.08
6	1	\$270.51	\$205.82	\$17.70	\$64.69	\$5.56	\$293.77
	2	\$540.99	\$411.60	\$35.40	\$129.39	\$11.13	\$587.52
	3	\$811.51	\$617.43	\$53.10	\$194.08	\$16.69	\$881.30
	4	\$1,081.98	\$823.20	\$70.80	\$258.78	\$22.26	\$1,175.03
	5	\$1,352.48	\$1,029.01	\$88.49	\$323.47	\$27.82	\$1,468.79
	6	\$1,622.98	\$1,234.81	\$106.19	\$388.17	\$33.38	\$1,762.56

Roll-offs.

10 to 40 cubic yard	\$309.61	\$309.61	\$26.63	\$0.00	\$0.00	\$0.00	\$336.24 per pull plus disposal
Roll off compactor:	\$442.59	\$442.59	\$38.06	\$0.00	\$0.00	\$0.00	\$480.65 per pull plus disposal
Minimum Pull Charge	\$281.81	\$281.81	\$24.24	\$0.00	\$0.00	\$0.00	\$306.05

Commercial Bin Push Charges

Dismount Distance (in feet)							\$0.00 Per collection per week
0 to 25'							\$0.00
26 to 50	\$12.17	\$12.17	\$1.05	\$0.00	\$0.00	\$0.00	\$13.22
51 to 75	\$15.64	\$15.64	\$1.35	\$0.00	\$0.00	\$0.00	\$16.99
76 to 100	\$17.38	\$17.38	\$1.49	\$0.00	\$0.00	\$0.00	\$18.87

Additional Roll off fees

Delivery	\$102.53	\$102.53	\$8.82	\$0.00	\$0.00	\$0.00	\$111.35
Extra Trip	\$102.53	\$102.53	\$8.82	\$0.00	\$0.00	\$0.00	\$111.35
Relocation	\$102.53	\$102.53	\$8.82	\$0.00	\$0.00	\$0.00	\$111.35

Franchise Area 3

Rate Adjustment Schedule for FY 2022-23

Commercial Bulky Item Service

first item	\$43.45	\$43.45	\$3.74	\$0.00	\$0.00	\$0.00	\$47.19
second and third item	\$26.08	\$26.08	\$2.24	\$0.00	\$0.00	\$0.00	\$28.32
	\$0.00	\$0.00	0	\$0.00	\$0.00	\$0.00	
Unscheduled Extra Bin Dumps	\$0.00	\$0.00	0	\$0.00	\$0.00	\$0.00	
While on Site	\$58.90	\$50.23	\$4.32	\$8.67	\$0.75	\$0.75	\$63.97
Separate Trip	\$84.96	\$76.29	\$6.56	\$8.67	\$0.75	\$0.75	\$92.27
Unscheduled Compactor Dumps	\$111.09	\$111.09	\$9.55	\$0.00	\$0.00	\$0.00	\$120.64
Commercial Can	\$51.57	\$49.47	\$4.25	\$2.10	\$0.18	\$0.18	\$56.01 per month
Temporary bin service	\$0.00	\$0.00	0	\$0.00	\$0.00	\$0.00	
Up to Three (3) days:	\$128.26	\$119.59	\$10.29	\$8.67	\$0.75	\$0.75	\$139.29 Total 1 empty
Up to Thirty (30) days:	\$339.22	\$304.56	\$26.19	\$34.66	\$2.98	\$2.98	\$368.39 Total 4 empties
	\$0.00						
Additional Scout Service	\$86.89	\$86.89	\$7.47	\$0.00	\$0.00	\$0.00	\$94.36
Bin Exchange (in excess of 1 per year)	\$57.49	\$57.49	\$4.94	\$0.00	\$0.00	\$0.00	\$62.43
Lost or Stolen Bin	\$868.90	\$868.90	\$74.73	\$0.00	\$0.00	\$0.00	\$943.63
Lost or Stolen Cart	\$139.03	\$139.03	\$11.96	\$0.00	\$0.00	\$0.00	\$150.99
Burned Bin	\$486.57	\$486.57	\$41.85	\$0.00	\$0.00	\$0.00	\$528.42
Bin or Cart Repair actual cost							actual cost
Locking Lids	\$20.85	\$20.85	\$1.79	\$0.00	\$0.00	\$0.00	\$22.64 per month
Replacement Lock	\$43.45	\$43.45	\$3.74	\$0.00	\$0.00	\$0.00	\$47.19
Replacement Key	\$8.70	\$8.70	\$0.75	\$0.00	\$0.00	\$0.00	\$9.45
Haul or Call Fee	\$31.94	\$31.94	\$2.75	\$0.00	\$0.00	\$0.00	\$34.69
Tire Haul Charge	\$447.22	\$447.22	\$38.46	\$0.00	\$0.00	\$0.00	\$485.68
Restart fee	\$26.08	\$26.08	\$2.24	\$0.00	\$0.00	\$0.00	\$28.32
(Administrative Only, Bin on Site)	\$130.35	\$130.35	\$11.21	\$0.00	\$0.00	\$0.00	\$141.56
(Administrative Plus Bin Delivery)	\$43.45	\$43.45	\$3.74	\$0.00	\$0.00	\$0.00	\$47.19
Over Loaded Bin	\$58.86	\$58.86	\$5.06	\$0.00	\$0.00	\$0.00	\$63.92 per bin
Commercial Account Set-Up	\$36.40	\$36.40	\$3.13	\$0.00	\$0.00	\$0.00	\$39.53
Tax Roll Administrative Charge	\$36.37	\$36.37	\$3.13	\$0.00	\$0.00	\$0.00	\$39.50
Recycle Contamination Charge	\$84.94	\$84.94	\$7.30	\$0.00	\$0.00	\$0.00	\$92.24
Mixed C & D Haul Charge	\$363.72	\$363.72	\$31.28	\$0.00	\$0.00	\$0.00	\$395.00 plus disposal
Commercial Bin Delivery/Removal	\$29.41	\$29.41	\$2.53	\$0.00	\$0.00	\$0.00	\$31.94
Commercial Recycle Extra P/up	\$35.31	\$35.31	\$3.04	\$0.00	\$0.00	\$0.00	\$38.35

Franchise Area 3

Rate Adjustment Schedule for FY 2022-23

Commercial Recycling

Current Total Current Service Adjustment to Service Current Landfill Adjustment to Landfill Adjusted Total

Area 3 A Commercial Recycle Bins

bin size (cu. yd.)	frequency	Current Total	Current Service	Adjustment to Service	Current Landfill	Adjustment to Landfill	Adjusted Total
2	1	\$75.75	\$75.75	\$6.51	\$0.00	\$0.00	\$82.26
	2	\$151.51	\$151.51	\$13.03	\$0.00	\$0.00	\$164.54
	3	\$227.27	\$227.27	\$19.55	\$0.00	\$0.00	\$246.82
3	1	\$87.41	\$87.41	\$7.52	\$0.00	\$0.00	\$94.93
	2	\$174.81	\$174.81	\$15.03	\$0.00	\$0.00	\$189.84
	3	\$262.22	\$262.22	\$22.55	\$0.00	\$0.00	\$284.77
4	1	\$121.65	\$121.65	\$10.46	\$0.00	\$0.00	\$132.11
	2	\$243.31	\$243.31	\$20.92	\$0.00	\$0.00	\$264.23
	3	\$364.96	\$364.96	\$31.39	\$0.00	\$0.00	\$396.35
6	1	\$161.61	\$161.61	\$13.90	\$0.00	\$0.00	\$175.51
	2	\$323.21	\$323.21	\$27.80	\$0.00	\$0.00	\$351.01
	3	\$484.82	\$484.82	\$41.69	\$0.00	\$0.00	\$526.51

Area 3 B Commercial Recycle Bins

bin size (cu. yd.)	frequency	Current Total	Current Service	Adjustment to Service	Current Landfill	Adjustment to Landfill	Adjusted Total
2	1	\$72.80	\$72.80	\$6.26	\$0.00	\$0.00	\$79.06
	2	\$145.61	\$145.61	\$12.52	\$0.00	\$0.00	\$158.13
3	1	\$84.02	\$84.02	\$7.23	\$0.00	\$0.00	\$91.25
	2	\$168.02	\$168.02	\$14.45	\$0.00	\$0.00	\$182.47
4	1	\$116.93	\$116.93	\$10.06	\$0.00	\$0.00	\$126.99
	2	\$233.88	\$233.88	\$20.11	\$0.00	\$0.00	\$253.99
6	1	\$155.33	\$155.33	\$13.36	\$0.00	\$0.00	\$168.69
	2	\$310.65	\$310.65	\$26.72	\$0.00	\$0.00	\$337.37

Franchise Area 3

Rate Adjustment Schedule for FY 2022-23

Area 3 C Commercial Recycle Bins

bin size (cu. yd.)	frequency											
2	1	\$75.75	\$75.75	\$6.51	\$0.00	\$0.00	\$82.26					
	2	\$151.51	\$151.51	\$13.03	\$0.00	\$0.00	\$164.54					
	3	\$227.27	\$227.27	\$19.55	\$0.00	\$0.00	\$246.82					
3	1	\$87.41	\$87.41	\$7.52	\$0.00	\$0.00	\$94.93					
	2	\$174.81	\$174.81	\$15.03	\$0.00	\$0.00	\$189.84					
	3	\$262.22	\$262.22	\$22.55	\$0.00	\$0.00	\$284.77					
4	1	\$121.65	\$121.65	\$10.46	\$0.00	\$0.00	\$132.11					
	2	\$243.31	\$243.31	\$20.92	\$0.00	\$0.00	\$264.23					
	3	\$364.96	\$364.96	\$31.39	\$0.00	\$0.00	\$396.35					
6	1	\$161.61	\$161.61	\$13.90	\$0.00	\$0.00	\$175.51					
	2	\$323.21	\$323.21	\$27.80	\$0.00	\$0.00	\$351.01					
	3	\$484.82	\$484.82	\$41.69	\$0.00	\$0.00	\$526.51					

Adjustment to Processing

Adjustment to Service

Current Total

Current Service

Adjusted Total

Commercial Organics Service
(Both Comprehensive and Non-comprehensive)

bin size (cu. yd.)	frequency											
64 Gallon	1	\$30.79	\$20.62	\$1.77	\$10.17	\$0.87	\$33.44					
	2	\$62.14	\$41.81	\$3.60	\$20.33	\$1.75	\$67.49					
	3	\$93.21	\$62.71	\$5.39	\$30.50	\$2.62	\$101.23					
	4	\$124.28	\$83.62	\$7.19	\$40.67	\$3.50	\$134.97					
	5	\$155.34	\$104.51	\$8.99	\$50.83	\$4.37	\$168.70					
2 Yard	1	\$196.09	\$131.93	\$11.35	\$64.16	\$5.52	\$212.96					
	2	\$392.20	\$263.87	\$22.69	\$128.33	\$11.04	\$425.93					
	3	\$588.28	\$395.79	\$34.04	\$192.49	\$16.55	\$638.87					
	4	\$784.39	\$527.72	\$45.38	\$256.66	\$22.07	\$851.84					
	5	\$980.48	\$659.65	\$56.73	\$320.83	\$27.59	\$1,064.80					

Commercial Compliance Rates - includes MSW bin with 1x week service 1-64 gallon organics cart and 1-96 gallon recycle cart		Area 3A					
	Current Total	Current Service	Adjustment to Service	Processing	Adjustment to Processing	Adjusted Total	
1.5	1	\$143.05	\$116.71	\$10.04	\$26.34	\$2.27	\$155.35
	2	\$244.01	\$201.50	\$17.33	\$42.51	\$3.66	\$264.99
	3	\$344.97	\$286.29	\$24.62	\$58.68	\$5.05	\$374.64
	4	\$445.92	\$371.06	\$31.91	\$74.86	\$6.44	\$484.27
	5	\$546.88	\$455.84	\$39.20	\$91.04	\$7.83	\$593.91
	6	\$647.88	\$540.68	\$46.50	\$107.20	\$9.22	\$703.60
2	1	\$163.95	\$132.22	\$11.37	\$31.73	\$2.73	\$178.05
	2	\$286.10	\$232.80	\$20.02	\$53.30	\$4.58	\$310.70
	3	\$407.69	\$332.83	\$28.62	\$74.86	\$6.44	\$442.75
	4	\$529.57	\$433.14	\$37.25	\$96.43	\$8.29	\$575.11
	5	\$651.43	\$533.44	\$45.88	\$117.99	\$10.15	\$707.45
	6	\$773.30	\$633.74	\$54.50	\$139.56	\$12.00	\$839.80
3	1	\$192.47	\$149.96	\$12.90	\$42.51	\$3.66	\$209.02
	2	\$342.84	\$267.98	\$23.05	\$74.86	\$6.44	\$372.32
	3	\$493.23	\$386.03	\$33.20	\$107.20	\$9.22	\$535.65
	4	\$643.62	\$504.06	\$43.35	\$139.56	\$12.00	\$698.97
	5	\$794.00	\$622.10	\$53.50	\$171.90	\$14.78	\$862.28
	6	\$944.38	\$740.13	\$63.65	\$204.25	\$17.57	\$1,025.60
4	1	\$233.03	\$179.73	\$15.46	\$53.30	\$4.58	\$253.07
	2	\$423.98	\$327.55	\$28.17	\$96.43	\$8.29	\$460.44
	3	\$614.93	\$475.37	\$40.88	\$139.56	\$12.00	\$667.81
	4	\$805.88	\$623.19	\$53.59	\$182.69	\$15.71	\$875.19
	5	\$996.83	\$771.01	\$66.31	\$225.82	\$19.42	\$1,082.56
	6	\$1,187.77	\$918.82	\$79.02	\$268.95	\$23.13	\$1,289.92

Franchise Area 3

Rate Adjustment Schedule for FY 2022-23

Commercial Compliance Rates - includes MSW bin with 1x week service 1-64 gallon organics cart and 1-96 gallon recycle cart										
Area 3A Continued										
5	1	\$274.00	\$209.93	\$18.05	\$64.07	\$5.51	\$297.56			
	2	\$505.97	\$387.98	\$33.37	\$117.99	\$10.15	\$549.48			
	3	\$737.89	\$565.99	\$48.68	\$171.90	\$14.78	\$801.35			
	4	\$969.84	\$744.02	\$63.99	\$225.82	\$19.42	\$1,053.25			
	5	\$1,201.74	\$922.02	\$79.29	\$279.72	\$24.06	\$1,305.09			
	6	\$1,433.71	\$1,100.07	\$94.61	\$333.64	\$28.69	\$1,557.01			
6	1	\$310.78	\$235.92	\$20.29	\$74.86	\$6.44	\$337.51			
	2	\$579.48	\$439.92	\$37.83	\$139.56	\$12.00	\$629.32			
	3	\$848.18	\$643.93	\$55.38	\$204.25	\$17.57	\$921.12			
	4	\$1,116.87	\$847.92	\$72.92	\$268.95	\$23.13	\$1,212.92			
	5	\$1,385.55	\$1,051.91	\$90.46	\$333.64	\$28.69	\$1,504.71			
	6	\$1,654.25	\$1,255.91	\$108.01	\$398.34	\$34.26	\$1,796.52			

Franchise Area 3

Rate Adjustment Schedule for FY 2022-23

Commercial Compliance Rates - includes MSW bin with 1x week service 1-64 gallon organics cart and 1-96 gallon recycle cart		Area 3B					
	Current Total	Current Service	Adjustment to Service	Processing	Adjustment to Processing	Adjusted Total	
1.5	1	\$136.48	\$110.14	\$9.47	\$26.34	\$2.27	\$148.22
	2	\$230.87	\$188.36	\$16.20	\$42.51	\$3.66	\$250.72
	3	\$325.28	\$266.60	\$22.93	\$58.68	\$5.05	\$353.25
	4	\$419.68	\$344.82	\$29.65	\$74.86	\$6.44	\$455.77
	5	\$514.09	\$423.05	\$36.38	\$91.04	\$7.83	\$558.30
	6	\$608.48	\$501.28	\$43.11	\$107.20	\$9.22	\$660.81
2	1	\$151.42	\$119.69	\$10.29	\$31.73	\$2.73	\$164.44
	2	\$262.08	\$208.78	\$17.96	\$53.30	\$4.58	\$284.62
	3	\$370.14	\$295.28	\$25.39	\$74.86	\$6.44	\$401.97
	4	\$479.50	\$383.07	\$32.94	\$96.43	\$8.29	\$520.74
	5	\$588.86	\$470.87	\$40.49	\$117.99	\$10.15	\$639.50
	6	\$698.23	\$558.67	\$48.05	\$139.56	\$12.00	\$758.28
3	1	\$181.31	\$138.80	\$11.94	\$42.51	\$3.66	\$196.90
	2	\$320.51	\$245.65	\$21.13	\$74.86	\$6.44	\$348.07
	3	\$459.73	\$352.53	\$30.32	\$107.20	\$9.22	\$499.27
	4	\$598.94	\$459.38	\$39.51	\$139.56	\$12.00	\$650.45
	5	\$738.14	\$566.24	\$48.70	\$171.90	\$14.78	\$801.62
	6	\$877.35	\$673.10	\$57.89	\$204.25	\$17.57	\$952.80
4	1	\$234.23	\$180.93	\$15.56	\$53.30	\$4.58	\$254.37
	2	\$426.39	\$329.96	\$28.38	\$96.43	\$8.29	\$463.06
	3	\$618.53	\$478.97	\$41.19	\$139.56	\$12.00	\$671.72
	4	\$810.67	\$627.98	\$54.01	\$182.69	\$15.71	\$880.39
	5	\$1,002.82	\$777.00	\$66.82	\$225.82	\$19.42	\$1,089.06
	6	\$1,194.99	\$926.04	\$79.64	\$268.95	\$23.13	\$1,297.76

Franchise Area 3

Rate Adjustment Schedule for FY 2022-23

Commercial Compliance Rates - includes MSW bin with 1x week service 1-64 gallon organics cart and 1-96 gallon recycle cart										
Area 3B Continued										
5	1	\$275.52	\$211.45	\$18.18	\$64.07	\$5.51	\$299.21			
	2	\$508.95	\$390.96	\$33.62	\$117.99	\$10.15	\$552.72			
	3	\$742.39	\$570.49	\$49.06	\$171.90	\$14.78	\$806.24			
	4	\$975.82	\$750.00	\$64.50	\$225.82	\$19.42	\$1,059.74			
	5	\$1,209.26	\$929.54	\$79.94	\$279.72	\$24.06	\$1,313.26			
	6	\$1,442.71	\$1,109.07	\$95.38	\$333.64	\$28.69	\$1,566.78			
6	1	\$312.59	\$237.73	\$20.44	\$74.86	\$6.44	\$339.47			
	2	\$583.07	\$443.51	\$38.14	\$139.56	\$12.00	\$633.21			
	3	\$853.59	\$649.34	\$55.84	\$204.25	\$17.57	\$927.00			
	4	\$1,124.06	\$855.11	\$73.54	\$268.95	\$23.13	\$1,220.73			
	5	\$1,394.56	\$1,060.92	\$91.24	\$333.64	\$28.69	\$1,514.49			
	6	\$1,665.06	\$1,266.72	\$108.94	\$398.34	\$34.26	\$1,808.26			

Franchise Area 3

Rate Adjustment Schedule for FY 2022-23

Commercial Compliance Rates - includes MSW bin with 1x week service 1-64 gallon organics cart and 1-96 gallon recycle cart		Area 3C					
	Current D322Total	Current Service	Adjustment to Service	Processing	Adjustment to Processing	Adjusted Total	
1.5	1	\$143.49	\$117.15	\$10.07	\$26.34	\$2.27	\$155.83
	2	\$244.90	\$202.39	\$17.41	\$42.51	\$3.66	\$265.96
	3	\$346.32	\$287.64	\$24.74	\$58.68	\$5.05	\$376.10
	4	\$447.73	\$372.87	\$32.07	\$74.86	\$6.44	\$486.23
	5	\$549.17	\$458.13	\$39.40	\$91.04	\$7.83	\$596.40
	6	\$650.56	\$543.36	\$46.73	\$107.20	\$9.22	\$706.51
2	1	\$164.54	\$132.81	\$11.42	\$31.73	\$2.73	\$178.69
	2	\$287.03	\$233.73	\$20.10	\$53.30	\$4.58	\$311.71
	3	\$409.48	\$334.62	\$28.78	\$74.86	\$6.44	\$444.70
	4	\$531.96	\$435.53	\$37.46	\$96.43	\$8.29	\$577.71
	5	\$654.44	\$536.45	\$46.13	\$117.99	\$10.15	\$710.72
	6	\$776.91	\$637.35	\$54.81	\$139.56	\$12.00	\$843.72
3	1	\$193.36	\$150.85	\$12.97	\$42.51	\$3.66	\$209.99
	2	\$344.65	\$269.79	\$23.20	\$74.86	\$6.44	\$374.29
	3	\$495.94	\$388.74	\$33.43	\$107.20	\$9.22	\$538.59
	4	\$647.22	\$507.66	\$43.66	\$139.56	\$12.00	\$702.88
	5	\$798.49	\$626.59	\$53.89	\$171.90	\$14.78	\$867.16
	6	\$949.79	\$745.54	\$64.12	\$204.25	\$17.57	\$1,031.47
4	1	\$234.23	\$180.93	\$15.56	\$53.30	\$4.58	\$254.37
	2	\$426.39	\$329.96	\$28.38	\$96.43	\$8.29	\$463.06
	3	\$618.53	\$478.97	\$41.19	\$139.56	\$12.00	\$671.72
	4	\$810.67	\$627.98	\$54.01	\$182.69	\$15.71	\$880.39
	5	\$1,002.82	\$777.00	\$66.82	\$225.82	\$19.42	\$1,089.06
	6	\$1,194.99	\$926.04	\$79.64	\$268.95	\$23.13	\$1,297.76

Franchise Area 3

Rate Adjustment Schedule for FY 2022-23

Commercial Compliance Rates - includes MSW bin with 1x week service 1-64 gallon organics cart and 1-96 gallon recycle cart											
Area 3C Continued											
5	1	\$275.52	\$211.45	\$18.18	\$64.07	\$5.51	\$299.21				
	2	\$508.95	\$390.96	\$33.62	\$117.99	\$10.15	\$552.72				
	3	\$742.39	\$570.49	\$49.06	\$171.90	\$14.78	\$806.24				
	4	\$975.82	\$750.00	\$64.50	\$225.82	\$19.42	\$1,059.74				
	5	\$1,209.26	\$929.54	\$79.94	\$279.72	\$24.06	\$1,313.26				
	6	\$1,442.71	\$1,109.07	\$95.38	\$333.64	\$28.69	\$1,566.78				
6	1	\$312.59	\$237.73	\$20.44	\$74.86	\$6.44	\$339.47				
	2	\$583.07	\$443.51	\$38.14	\$139.56	\$12.00	\$633.21				
	3	\$853.59	\$649.34	\$55.84	\$204.25	\$17.57	\$927.00				
	4	\$1,124.06	\$855.11	\$73.54	\$268.95	\$23.13	\$1,220.73				
	5	\$1,394.56	\$1,060.92	\$91.24	\$333.64	\$28.69	\$1,514.49				
	6	\$1,665.06	\$1,266.72	\$108.94	\$398.34	\$34.26	\$1,808.26				

Franchise Area 4

Rate Adjustment Schedule for FY 2022-23

Tip Fee Increase 8.60%

Fuel Surcharge 0.0%

CPI 8.60%

Area 4 A (South of HWY 91)

	Current Total	Current Service	Adjustment to Service	Current Landfill	Adjustment to Landfill	Adjusted Total
Residential Services						
<i>Comprehensive Collection</i>						
Regular	\$ 23.36	\$ 17.45	\$ 1.50	\$ 5.91	\$ 0.51	\$ 25.37
Senior	\$ 22.27	\$ 16.36	\$ 1.41	\$ 5.91	\$ 0.51	\$ 24.19
Extra Container	\$ 8.00	\$ 4.92	\$ 0.42	\$ 3.08	\$ 0.26	\$ 8.69
Green Waste	\$ 4.72	\$ 3.67	\$ 0.32	\$ 1.05	\$ 0.09	\$ 5.13
Recycling Material Offset						\$ 1.05
Other Residential Services						
Residential Extra Bag	\$ 4.70	\$ 4.70	\$ 0.40	\$ 0.00	\$ 0.00	\$ 5.10
Residential Bin (2 cu yard)	\$ 95.13	\$ 94.97	\$ 8.17	\$ 0.16	\$ 0.01	\$ 103.31
Street Sweeping	\$ 0.93	\$ 0.93	\$ 0.08	\$ 0.00	\$ 0.00	\$ 1.01
Back Yard/Side Yard Collection	\$ 20.23	\$ 20.23	\$ 1.74	\$ 0.00	\$ 0.00	\$ 21.97 per month
Extra Recycling Cart	\$ 3.29	\$ 3.29	\$ 0.28	\$ 0.00	\$ 0.00	\$ 3.57 per month
Extra Green Waste Cart	\$ 6.83	\$ 6.83	\$ 0.59	\$ 0.00	\$ 0.00	\$ 7.42 per month
Exchanges (in excess of 1 per year)	\$ 20.23	\$ 20.23	\$ 1.74	\$ 0.00	\$ 0.00	\$ 21.97
Redelivery Fee for Roll Cart	\$ 25.27	\$ 25.27	\$ 2.17	\$ 0.00	\$ 0.00	\$ 27.44
Reinstatement Fee	\$ 25.27	\$ 25.27	\$ 2.17	\$ 0.00	\$ 0.00	\$ 27.44
Scout Service	1.5 times residential rate					
Rural Rate	\$ 29.74	\$ 29.74	\$ 2.56	\$ 0.00	\$ 0.00	\$ 32.30
Residential clean-up						
(\$50.00 minimum per below)						
Supervisor	\$ 52.40	\$ 52.40	\$ 4.51	\$ 0.00	\$ 0.00	\$ 56.91 per man /per hour
Laborer	\$ 15.71	\$ 15.71	\$ 1.35	\$ 0.00	\$ 0.00	\$ 17.06 per hour
Equipment Operator	\$ 34.94	\$ 34.94	\$ 3.00	\$ 0.00	\$ 0.00	\$ 37.94 per hour
Forklift	\$ 84.22	\$ 84.22	\$ 7.24	\$ 0.00	\$ 0.00	\$ 91.46
Chainsaw	\$ 42.12	\$ 42.12	\$ 3.62	\$ 0.00	\$ 0.00	\$ 45.74
Bulky Item Collection	\$ 25.27	\$ 25.27	\$ 2.17	\$ 0.00	\$ 0.00	\$ 27.44
CFC Removal Fee	\$ 33.69	\$ 33.69	\$ 2.90	\$ 0.00	\$ 0.00	\$ 36.59
Electronic Waste	\$ 38.35	\$ 38.35	\$ 3.30	\$ 0.00	\$ 0.00	\$ 41.65
Residential Account Set-Up	\$ 17.48	\$ 17.48	\$ 1.50	\$ 0.00	\$ 0.00	\$ 18.98

Franchise Area 4

Rate Adjustment Schedule for FY 2022-23

Tip Fee Increase 8.60%

Fuel Surcharge 0.0%

CPI 8.60%

Area 4 A (South of HWY 91)

bin size (cu. yd.)	frequency	Current Total	Current Service	Adjustment to Service	Current Landfill	Adjustment to Landfill	Adjusted Total
1.5	1	\$ 88.33	\$70.87	\$6.10	\$17.46	\$1.50	\$95.93
	1	\$ 95.15	\$71.88	\$6.18	\$23.27	\$2.00	\$103.33
	2	\$ 157.81	\$111.27	\$9.57	\$46.54	\$4.00	\$171.38
	3	\$ 220.43	\$150.63	\$12.95	\$69.80	\$6.00	\$239.39
	4	\$ 283.09	\$190.02	\$16.34	\$93.07	\$8.00	\$307.44
	5	\$ 345.73	\$229.39	\$19.73	\$116.34	\$10.01	\$375.46
3	6	\$ 408.36	\$268.76	\$23.11	\$139.60	\$12.01	\$443.48
	1	\$ 127.16	\$92.27	\$7.94	\$34.89	\$3.00	\$138.10
	2	\$ 211.08	\$141.28	\$12.15	\$69.80	\$6.00	\$229.23
	3	\$ 295.01	\$190.32	\$16.37	\$104.69	\$9.00	\$320.38
	4	\$ 374.58	\$234.98	\$20.21	\$139.60	\$12.01	\$406.79
	5	\$ 454.10	\$279.61	\$24.05	\$174.49	\$15.01	\$493.15
4	6	\$ 532.70	\$323.30	\$27.80	\$209.40	\$18.01	\$578.51
	1	\$ 135.68	\$89.14	\$7.67	\$46.54	\$4.00	\$147.35
	2	\$ 232.47	\$139.40	\$11.99	\$93.07	\$8.00	\$252.46
	3	\$ 327.06	\$187.46	\$16.12	\$139.60	\$12.01	\$355.19
	4	\$ 412.29	\$226.16	\$19.45	\$186.13	\$16.01	\$447.75
	5	\$ 516.11	\$283.44	\$24.38	\$232.67	\$20.01	\$560.50
6	6	\$ 610.65	\$331.45	\$28.50	\$279.20	\$24.01	\$663.17
	1	\$ 217.61	\$147.81	\$12.71	\$69.80	\$6.00	\$236.32
	2	\$ 435.21	\$295.61	\$25.42	\$139.60	\$12.01	\$472.64
	3	\$ 652.81	\$443.41	\$38.13	\$209.40	\$18.01	\$708.95
	4	\$ 870.40	\$591.20	\$50.84	\$279.20	\$24.01	\$945.25
	5	\$ 1,088.01	\$739.01	\$63.55	\$349.00	\$30.01	\$1,181.58
	6	\$ 1,305.63	\$886.83	\$76.27	\$418.80	\$36.02	\$1,417.91

Franchise Area 4

Rate Adjustment Schedule for FY 2022-23

Tip Fee Increase 8.60%

Fuel Surcharge 0.0%

CPI 8.60%

Area 4 A (South of HWY 91)

		Current Total	Current Service	Adjustment to Service	Current Landfill	Adjustment to Landfill	Adjusted Total
Hard to service / Ag bins	1.5	1 \$ 121.49	\$70.98	\$6.10	\$50.51	\$4.34	\$131.94
	2	1 \$ 138.23	\$71.87	\$6.18	\$66.36	\$5.71	\$150.12
		2 \$ 243.93	\$111.23	\$9.57	\$132.70	\$11.41	\$264.91
		3 \$ 339.44	\$97.71	\$8.40	\$241.73	\$20.79	\$368.63
		4 \$ 455.29	\$189.91	\$16.33	\$265.38	\$22.82	\$494.44
		5 \$ 564.47	\$232.74	\$20.02	\$331.73	\$28.53	\$613.01
	3	6 \$ 666.69	\$268.62	\$23.10	\$398.07	\$34.23	\$724.03
		1 \$ 191.71	\$92.20	\$7.93	\$99.51	\$8.56	\$208.20
		2 \$ 340.27	\$141.24	\$12.15	\$199.03	\$17.12	\$369.53
		3 \$ 488.77	\$190.21	\$16.36	\$298.56	\$25.68	\$530.80
		4 \$ 636.47	\$234.90	\$20.20	\$401.57	\$34.54	\$691.21
		5 \$ 784.16	\$279.48	\$24.04	\$504.68	\$43.40	\$851.60
	4	6 \$ 931.65	\$323.13	\$27.79	\$608.52	\$52.33	\$1,011.77
		1 \$ 225.39	\$92.68	\$7.97	\$132.71	\$11.41	\$244.77
		2 \$ 406.66	\$141.25	\$12.15	\$265.41	\$22.83	\$441.63
		3 \$ 587.97	\$189.86	\$16.33	\$398.11	\$34.24	\$638.54
		4 \$ 769.26	\$238.47	\$20.51	\$530.79	\$45.65	\$835.42
		5 \$ 950.53	\$287.04	\$24.69	\$663.49	\$57.06	\$1,032.28
		6 \$ 1,131.81	\$335.63	\$28.86	\$796.18	\$68.47	\$1,229.15

Roll off:

10 to 40 cubic yard	\$ 570.14	\$351.01	\$30.19	\$219.13	\$18.85	\$619.17
Compactor	\$ 501.73	\$501.73	\$43.15	\$0.00	\$0.00	\$544.88 per pull plus disposal
Minimum Pull Charge	\$ 351.01	\$351.01	\$30.19	\$0.00	\$0.00	\$381.20
Unscheduled Extra Bin Dumps	\$ 61.08	\$50.86	\$4.37	\$10.22	\$0.88	\$66.33

Franchise Area 4

Rate Adjustment Schedule for FY 2022-23

Tip Fee Increase 8.60%
 Fuel Surcharge 0.0%
 CPI 8.60%

Area 4 A (South of HWY 91)

	Current Total	Current Service	Adjustment to Service	Current Landfill	Adjustment to Landfill	Adjusted Total
Other Services						
Manure Bin rate						
bin size (cu. yd.) frequency						
1 \$	158.55	\$136.83	\$11.77	\$21.72	\$1.87	\$172.19
2						
3	205.69	\$173.11	\$14.89	\$32.58	\$2.80	\$223.38

Commercial Bin Push Charges

Dismount Distance (in feet)	Current Total	Current Service	Adjustment to Service	Current Landfill	Adjustment to Landfill	Adjusted Total
0 to 25'						
26 to 50	\$ 12.34	\$12.34	\$1.06	\$0.00	\$0.00	\$13.40
51 to 75	\$ 15.86	\$15.86	\$1.36	\$0.00	\$0.00	\$17.22
76 to 100	\$ 17.64	\$17.64	\$1.52	\$0.00	\$0.00	\$19.16

Additional Roll off fees

Delivery	\$ 102.54	\$102.54	\$8.82	\$0.00	\$0.00	\$111.36
Extra Trip	\$ 102.54	\$102.54	\$8.82	\$0.00	\$0.00	\$111.36
Relocation	\$ 102.54	\$102.54	\$8.82	\$0.00	\$0.00	\$111.36
Commercial and Industrial Bulky Item						
first item	\$ 43.45	\$43.45	\$3.74	\$0.00	\$0.00	\$47.19
second and third item	\$ 26.04	\$26.04	\$2.24	\$0.00	\$0.00	\$28.28

Unscheduled Extra Bin Dumps

While on Site	\$ 59.08	\$50.93	\$4.38	\$8.15	\$0.70	\$64.16
Separate Trip	\$ 85.48	\$77.33	\$6.65	\$8.15	\$0.70	\$92.83
Unscheduled Compactor Dumps						
Commercial Can	\$ 102.68	\$102.68	\$8.83	\$0.00	\$0.00	\$111.51
Commercial Can	\$ 51.48	\$49.47	\$4.25	\$2.01	\$0.17	\$55.91

Franchise Area 4

Rate Adjustment Schedule for FY 2022-23

Tip Fee Increase 8.60%

Fuel Surcharge 0.0%

CPI 8.60%

Area 4 A (South of HWY 91)

	Current Total	Current Service	Adjustment to Service	Current Landfill	Adjustment to Landfill	Adjusted Total
Temporary bin service						
Up to Three (3) days:	\$ 127.90	\$ 119.75	\$ 10.30	\$ 8.15	\$ 0.70	\$ 138.90
Up to Thirty (30) days:	\$ 337.83	\$ 305.25	\$ 26.25	\$ 32.58	\$ 2.80	\$ 366.88
Bin Exchange (in excess of 1 per year)	\$ 86.93	\$ 86.93	\$ 7.48	\$ 0.00	\$ 0.00	\$ 94.41
Lost or Stolen Bin	\$ 868.95	\$ 868.95	\$ 74.73	\$ 0.00	\$ 0.00	\$ 943.68
Lost or Stolen Cart	\$ 139.06	\$ 139.06	\$ 11.96	\$ 0.00	\$ 0.00	\$ 151.02
Burned Bin	\$ 486.63	\$ 486.63	\$ 41.85	\$ 0.00	\$ 0.00	\$ 528.48
Bin or Cart Repair	Actual Cost					Actual Cost
Locking Lids	\$ 20.46	\$ 20.46	\$ 1.76	\$ 0.00	\$ 0.00	\$ 22.22
Replacement Lock	\$ 42.60	\$ 42.60	\$ 3.66	\$ 0.00	\$ 0.00	\$ 46.26
Replacement Key	\$ 8.51	\$ 8.51	\$ 0.73	\$ 0.00	\$ 0.00	\$ 9.24
Haul or Call Fee	\$ 30.77	\$ 30.77	\$ 2.65	\$ 0.00	\$ 0.00	\$ 33.42
Tire Haul Charge	\$ 430.69	\$ 430.69	\$ 37.04	\$ 0.00	\$ 0.00	\$ 467.73
Restart fee						
(Administrative Only, Bin on Site)	\$ 25.55	\$ 25.55	\$ 2.20	\$ 0.00	\$ 0.00	\$ 27.75
(Administrative Plus Bin Delivery)	\$ 127.78	\$ 127.78	\$ 10.99	\$ 0.00	\$ 0.00	\$ 138.77
Over Loaded Bin	\$ 57.69	\$ 57.69	\$ 4.96	\$ 0.00	\$ 0.00	\$ 62.65
Tax Roll Administrative Charge	\$ 35.66	\$ 35.66	\$ 3.07	\$ 0.00	\$ 0.00	\$ 38.73
Recycle Contamination Charge	\$ 83.79	\$ 83.79	\$ 7.21	\$ 0.00	\$ 0.00	\$ 91.00
Mixed C & D Haul Charge	\$ 356.59	\$ 356.59	\$ 30.67	\$ 0.00	\$ 0.00	\$ 387.26 plus disposal
Commercial Bin Delivery/Removal	\$ 28.84	\$ 28.84	\$ 2.48	\$ 0.00	\$ 0.00	\$ 31.32
Commercial Recycle Bin Extra Pickup	\$ 34.62	\$ 34.62	\$ 2.98	\$ 0.00	\$ 0.00	\$ 37.60

Franchise Area 4

Rate Adjustment Schedule for FY 2022-23

Tip Fee Increase 8.60%

Fuel Surcharge 0.0%

CPI 8.60%

Area 4 A (South of HWY 91)

Current Total	Adjustment to Service	Current Landfill	Adjustment to Landfill	Adjusted Total
---------------	-----------------------	------------------	------------------------	----------------

Commercial Recycling Bins

bin size (cu. yd.)	frequency	Current Service	Adjustment to Service	Current Landfill	Adjustment to Landfill	Adjusted Total
2	1	\$ 80.55	\$6.93	\$0.00	\$0.00	\$87.48
	2	\$ 161.09	\$13.85	\$0.00	\$0.00	\$174.94
	3	\$ 241.64	\$20.78	\$0.00	\$0.00	\$262.42
3	1	\$ 93.41	\$8.03	\$0.00	\$0.00	\$101.44
	2	\$ 186.85	\$16.07	\$0.00	\$0.00	\$202.92
	3	\$ 280.26	\$24.10	\$0.00	\$0.00	\$304.36
4	1	\$ 114.34	\$9.83	\$0.00	\$0.00	\$124.17
	2	\$ 228.69	\$19.67	\$0.00	\$0.00	\$248.36
	3	\$ 343.03	\$29.50	\$0.00	\$0.00	\$372.53
6	1	\$ 120.80	\$10.39	\$0.00	\$0.00	\$131.19
	2	\$ 241.62	\$20.78	\$0.00	\$0.00	\$262.40
	3	\$ 362.43	\$31.17	\$0.00	\$0.00	\$393.60

Commercial Organics Service

(Both Comprehensive and Non-comprehensive)

bin size (cu. yd.)	frequency	Current Service	Adjustment to Service	Current Processing	Adjustment to Processing	Adjusted Total
64 Gallon	1	\$30.80	\$1.77	\$ 10.17	\$0.87	\$33.45
	2	\$61.58	\$3.55	\$ 20.33	\$1.75	\$66.88
	3	\$92.37	\$5.32	\$ 30.50	\$2.62	\$100.31
	4	\$123.15	\$7.09	\$ 40.66	\$3.50	\$133.74
	5	\$153.94	\$8.87	\$ 50.83	\$4.37	\$167.18
2 Yard	1	\$163.06	\$8.51	\$ 64.16	\$5.52	\$177.08
	2	\$326.14	\$17.01	\$ 128.34	\$11.04	\$354.19
	3	\$489.24	\$25.52	\$ 192.49	\$16.55	\$531.31
	4	\$652.33	\$34.03	\$ 256.66	\$22.07	\$708.43
	5	\$815.37	\$42.53	\$ 320.82	\$27.59	\$885.49

Franchise Area 4

Rate Adjustment Schedule for FY 2022-23

Tip Fee Increase 8.60%

Fuel Surcharge 0.0%

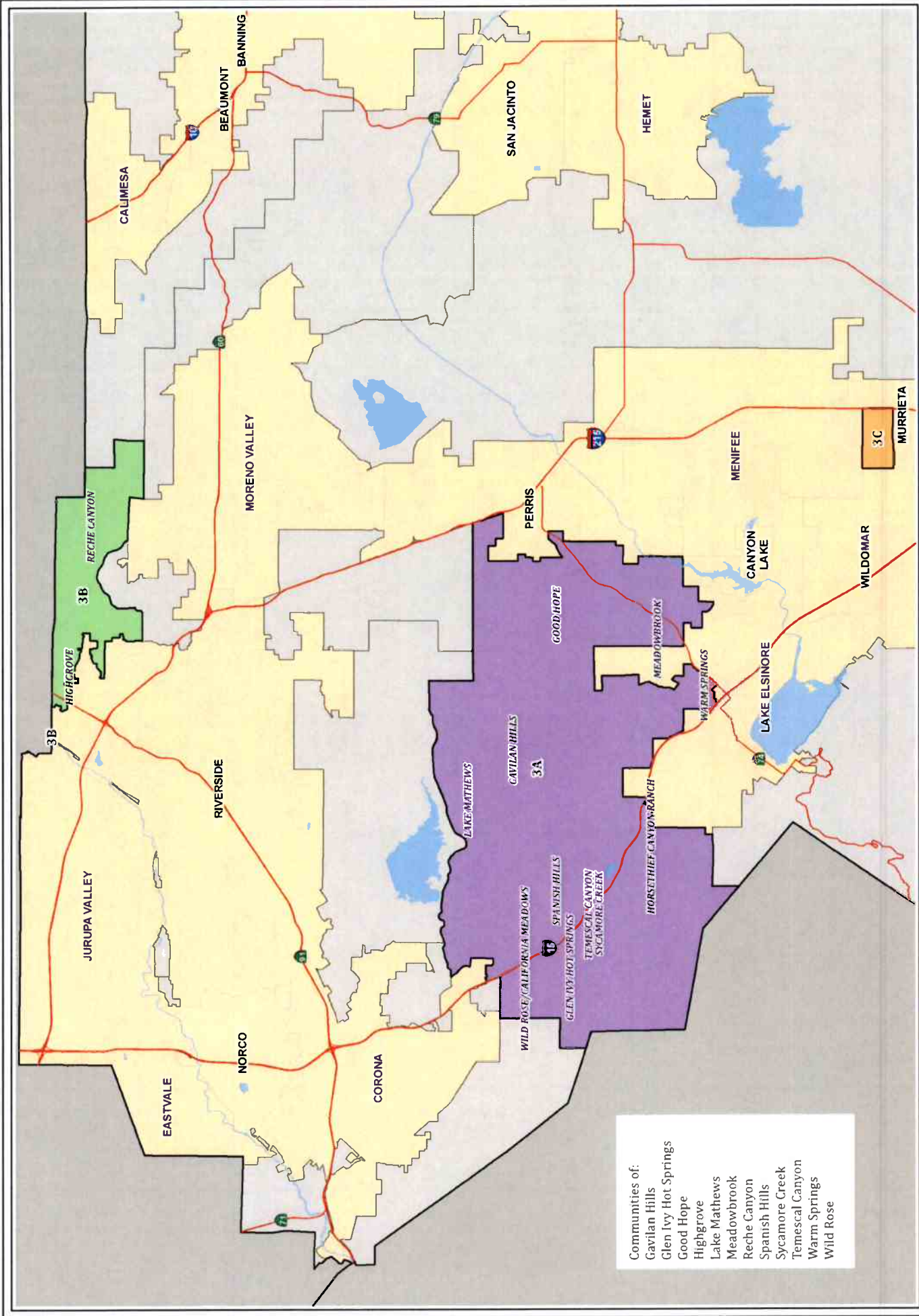
CPI 8.60%

Area 4 A (South of HWY 91)

		Current Total	Current Service	Adjustment to Service	Current Landfill	Adjustment to Landfill	Adjusted Total
1.5	1	\$130.42	\$102.79	\$8.84	\$ 27.63	\$ 2.38	\$141.64
	1	\$ 137.24	\$ 103.80	\$ 8.93	\$ 33.44	\$ 2.88	\$149.04
	2	\$ 199.90	\$ 143.19	\$ 12.31	\$ 56.71	\$ 4.88	\$217.09
	3	\$ 262.52	\$ 182.55	\$ 15.70	\$ 79.97	\$ 6.88	\$285.10
	4	\$ 325.18	\$ 221.94	\$ 19.09	\$ 103.24	\$ 8.88	\$353.15
	5	\$ 387.82	\$ 261.31	\$ 22.47	\$ 126.51	\$ 10.88	\$421.17
3	6	\$ 450.45	\$ 300.68	\$ 25.86	\$ 149.77	\$ 12.88	\$489.19
	1	\$ 169.25	\$ 124.19	\$ 10.68	\$ 45.06	\$ 3.88	\$183.81
	2	\$ 253.17	\$ 173.20	\$ 14.89	\$ 79.97	\$ 6.88	\$274.94
	3	\$ 337.10	\$ 222.24	\$ 19.11	\$ 114.86	\$ 9.88	\$366.09
	4	\$ 416.67	\$ 266.90	\$ 22.95	\$ 149.77	\$ 12.88	\$452.50
	5	\$ 496.19	\$ 311.52	\$ 26.79	\$ 184.67	\$ 15.88	\$538.86
4	6	\$ 574.79	\$ 355.22	\$ 30.55	\$ 219.57	\$ 18.88	\$624.22
	1	\$ 177.77	\$ 121.06	\$ 10.41	\$ 56.71	\$ 4.88	\$193.06
	2	\$ 274.56	\$ 171.32	\$ 14.73	\$ 103.24	\$ 8.88	\$298.17
	3	\$ 369.15	\$ 219.38	\$ 18.87	\$ 149.77	\$ 12.88	\$400.90
	4	\$ 454.38	\$ 258.08	\$ 22.19	\$ 196.30	\$ 16.88	\$493.46
	5	\$ 558.20	\$ 315.36	\$ 27.12	\$ 242.84	\$ 20.88	\$606.21
6	6	\$ 652.74	\$ 363.37	\$ 31.25	\$ 289.37	\$ 24.89	\$708.88
	1	\$ 259.70	\$ 179.73	\$ 15.46	\$ 79.97	\$ 6.88	\$282.03
	2	\$ 477.30	\$ 327.53	\$ 28.17	\$ 149.77	\$ 12.88	\$518.35
	3	\$ 694.90	\$ 475.33	\$ 40.88	\$ 219.57	\$ 18.88	\$754.66
	4	\$ 912.49	\$ 623.12	\$ 53.59	\$ 289.37	\$ 24.89	\$990.96
	5	\$ 1,130.10	\$ 770.93	\$ 66.30	\$ 359.17	\$ 30.89	\$1,227.29
	6	\$ 1,347.72	\$ 918.75	\$ 79.01	\$ 428.97	\$ 36.89	\$1,463.62

Commercial Compliance Rates - Includes MSW bin and 1-64 gallon organics cart and 1-96 gallon recycle cart with 1x week service

**RIVERSIDE COUNTY
ENVIRONMENTAL HEALTH
FRANCHISE AREA 3**



- Communities of:
- Gavilan Hills
 - Glen Ivy Hot Springs
 - Good Hope
 - Highgrove
 - Lake Mathews
 - Meadowbrook
 - Reche Canyon
 - Spanish Hills
 - Sycamore Creek
 - Temescal Canyon
 - Warm Springs
 - Wild Rose

- FRANCHISE AREA 3A
- FRANCHISE AREA 3B
- FRANCHISE AREA 3C
- CITY BOUNDARY



JULY 09, 2019

**RIVERSIDE COUNTY
ENVIRONMENTAL HEALTH
FRANCHISE AREA 4**

JULY 09, 2019



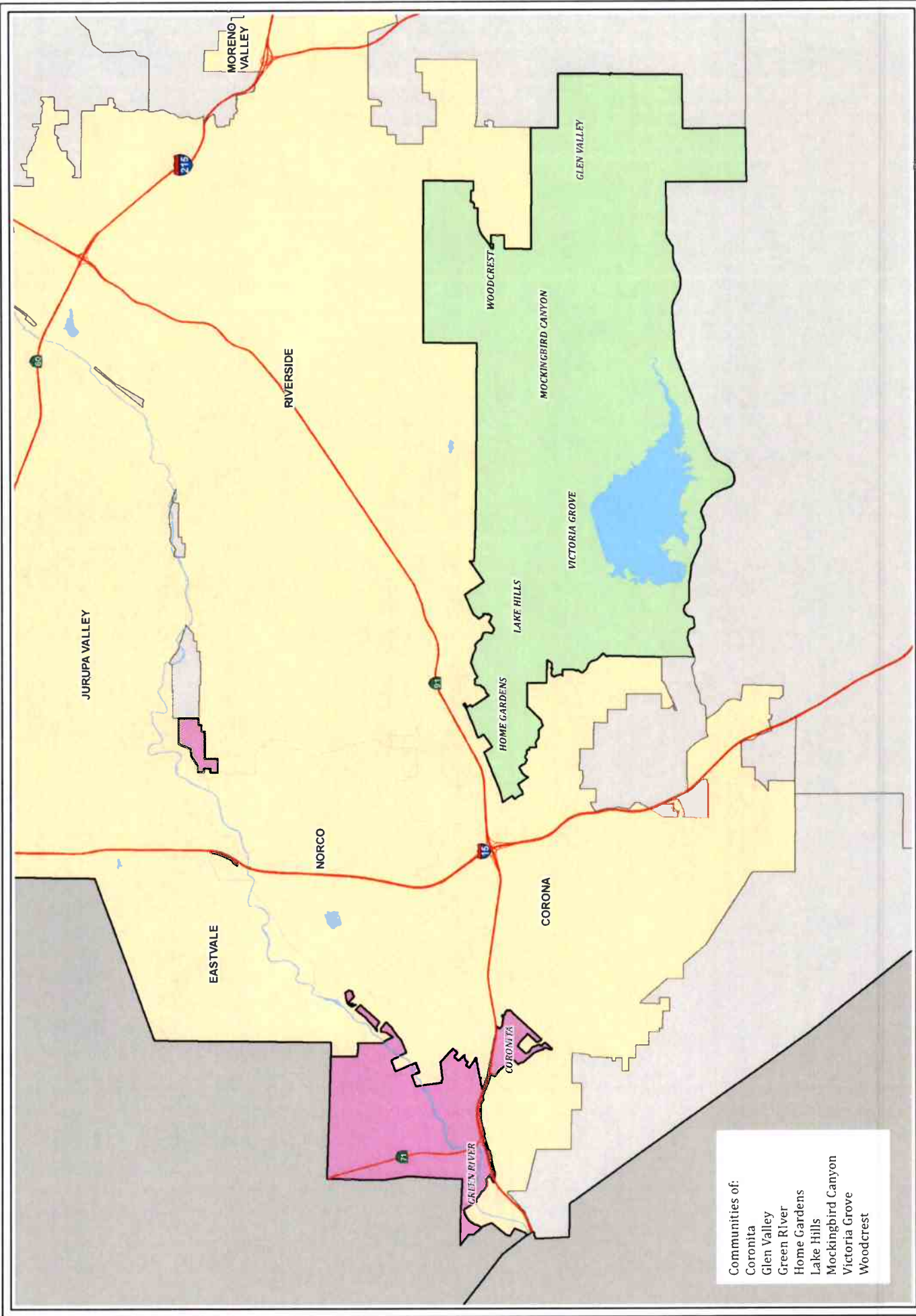
CITY BOUNDARY

FRANCHISE AREA 4A

FRANCHISE AREA 4B

Communities of:

- Coronita
- Glen Valley
- Green River
- Home Gardens
- Lake Hills
- Mockingbird Canyon
- Victoria Grove
- Woodcrest





For Release: Thursday, February 10, 2022

22-220-SAN

WESTERN INFORMATION OFFICE: San Francisco, Calif.
 Technical information: (415) 625-2270 BLSinfoSF@bls.gov www.bls.gov/regions/west
 Media contact: (415) 625-2270

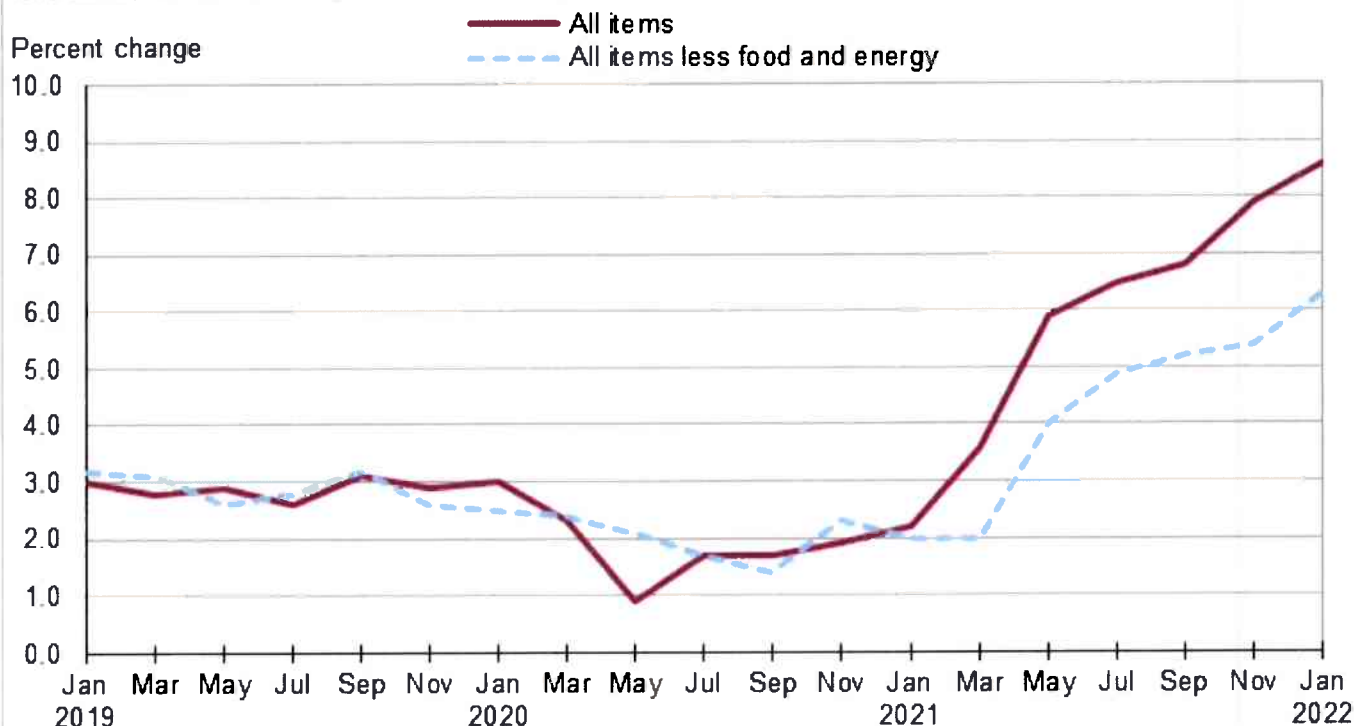
Consumer Price Index, Riverside Area – January 2022

Area prices were up 1.5 percent over the past two months, up 8.6 percent from a year ago

Prices in the Riverside area, as measured by the Consumer Price Index for All Urban Consumers (CPI-U), advanced 1.5 percent for the two months ending in January 2022, the U.S. Bureau of Labor Statistics reported today. (See [table A](#).) Regional Commissioner Chris Rosenlund noted that the January increase was influenced by higher prices for household furnishings and operations and shelter. (Data in this report are not seasonally adjusted. Accordingly, bi-monthly changes may reflect seasonal influences.)

Over the last 12 months, the CPI-U rose 8.6 percent. (See [chart 1](#) and [table A](#).) Food prices rose 5.8 percent. Energy prices jumped 35.3 percent, largely the result of an increase in the price of gasoline. The index for all items less food and energy rose 6.3 percent over the year. (See [table 1](#).)

Chart 1. Over-the-year percent change in CPI-U, Riverside-San Bernardino-Ontario, CA, January 2019–January 2022



Source: U.S. Bureau of Labor Statistics.

Food

Food prices advanced 1.2 percent for the two months ending in January. (See table 1.) Price changes for food at home sub-categories were mixed, with an overall increase of 1.5 percent. Prices for food away from home advanced 0.9 percent for the same period.

Over the year, food prices rose 5.8 percent. Prices for food at home rose 7.2 percent, influenced by higher prices for meats, poultry, fish, and eggs (11.7 percent) and other food at home (10.5 percent). Since a year ago, prices for food away from home increased 4.2 percent.

Energy

The energy index advanced 2.3 percent for the two months ending in January. The increase was mainly due to higher prices for natural gas service (12.0 percent). Prices for electricity advanced 2.6 percent, and prices for gasoline rose 0.8 percent for the same period.

Energy prices jumped 35.3 percent over the year, largely due to higher prices for gasoline (42.8 percent). Prices paid for natural gas service increased 31.3 percent, and prices for electricity increased 24.4 percent during the past year.

All items less food and energy

The index for all items less food and energy rose 1.4 percent in the latest two-month period. Higher prices for household furnishings and operations (8.3 percent) and shelter (0.8 percent) were partially offset by lower prices for education and communication (-1.3 percent) and new vehicles (-1.1 percent).

Over the year, the index for all items less food and energy rose 6.3 percent. Components contributing to the increase included used cars and trucks (38.6 percent), household furnishings and operations (11.4 percent), and shelter (5.5 percent). Partly offsetting the increases was a price decrease in recreation (-1.0 percent).

Table A. Riverside-San Bernardino-Ontario, CA, CPI-U 2-month and 12-month percent changes, all items index, not seasonally adjusted

Month	2019		2020		2021		2022	
	2-month	12-month	2-month	12-month	2-month	12-month	2-month	12-month
January.....	0.4	3.0	0.5	3.0	0.9	2.2	1.5	8.6
March.....	0.7	2.8	0.0	2.3	1.3	3.6		
May.....	1.2	2.9	-0.2	0.9	2.0	5.9		
July.....	-0.1	2.6	0.7	1.7	1.3	6.5		
September.....	0.6	3.1	0.5	1.7	0.8	6.8		
November.....	0.2	2.9	0.4	1.9	1.4	7.9		

The March 2022 Consumer Price Index for the Riverside area is scheduled to be released on April 12, 2022.

Technical Note

The Consumer Price Index (CPI) is a measure of the average change in prices over time in a fixed market basket of goods and services. The Bureau of Labor Statistics publishes CPIs for two population groups: (1) a CPI for All Urban Consumers (CPI-U) which covers approximately 93 percent of the total U.S. population and (2) a CPI for Urban Wage Earners and Clerical Workers (CPI-W) which covers approximately 29 percent of

the total U.S. population. The CPI-U includes, in addition to wage earners and clerical workers, groups such as professional, managerial, and technical workers, the self-employed, short-term workers, the unemployed, and retirees and others not in the labor force.

The CPI is based on prices of food, clothing, shelter, and fuels, transportation fares, charges for doctors' and dentists' services, drugs, and the other goods and services that people buy for day-to-day living. Each month, prices are collected in 75 urban areas across the country from about 6,000 housing units and approximately 22,000 retail establishments—department stores, supermarkets, hospitals, filling stations, and other types of stores and service establishments. All taxes directly associated with the purchase and use of items are included in the index.














































The index measures price changes from a designated reference date; for most of the CPI-U the reference base is 1982-84 equals 100. An increase of 7 percent from the reference base, for example, is shown as 107.000. Alternatively, that relationship can also be expressed as the price of a base period market basket of goods and services rising from \$100 to \$107. For further details see the CPI home page on the Internet at www.bls.gov/cpi and the CPI section of the BLS Handbook of Methods available on the internet at www.bls.gov/pub/hom/cpi/.

In calculating the index, price changes for the various items in each location are averaged together with weights that represent their importance in the spending of the appropriate population group. Local data are then combined to obtain a U.S. city average. Because the sample size of a local area is smaller, the local area index is subject to substantially more sampling and other measurement error than the national index. In addition, local indexes are not adjusted for seasonal influences. As a result, local area indexes show greater volatility than the national index, although their long-term trends are quite similar. **NOTE: Area indexes do not measure differences in the level of prices between cities; they only measure the average change in prices for each area since the base period.**

The Riverside-San Bernardino-Ontario, CA metropolitan area includes Riverside and San Bernardino Counties in California.











Information in this release will be made available to sensory impaired individuals upon request. Voice phone: (202) 691-5200; Federal Relay Service: (800) 877-8339.

Table 1. Consumer Price Index for All Urban Consumers (CPI-U): Indexes and percent changes for selected periods Riverside-San Bernardino-Ontario (December 2017=100 unless otherwise noted)

Item and Group	Indexes				Percent change from-		
	Historical data	Nov. 2021	Dec. 2021	Jan. 2022	Jan. 2021	Nov. 2021	Dec. 2021
Expenditure category							
All items		117.206	-	118.963	8.6	1.5	-
Food and beverages		117.759	-	119.208	5.8	1.2	-
Food		118.351	-	119.810	5.8	1.2	-
Food at home		118.187	119.207	119.969	7.2	1.5	0.6
Cereals and bakery products		119.843	-	127.322	7.3	6.2	-
Meats, poultry, fish, and eggs		124.640	-	120.209	11.7	-3.6	-
Dairy and related products		107.797	-	106.107	-6.0	-1.6	-
Fruits and vegetables		121.097	-	124.892	4.3	3.1	-
Nonalcoholic beverages and beverage materials		120.526	-	119.751	6.0	-0.6	-
Other food at home		112.102	-	117.791	10.5	5.1	-
Food away from home		117.970	-	119.059	4.2	0.9	-
Alcoholic beverages		107.187	-	108.453	5.4	1.2	-
Housing		118.562	-	121.077	7.9	2.1	-
Shelter		116.773	117.789	117.693	5.5	0.8	-0.1
Rent of primary residence		117.782	119.220	119.310	6.0	1.3	0.1
Owners' equiv. rent of residences		116.692	117.359	117.385	4.8	0.6	0.0
Owners' equiv. rent of primary residence		116.692	117.359	117.385	4.8	0.6	0.0
Fuels and utilities		138.350	-	146.915	21.2	6.2	-
Household energy		146.634	145.860	153.870	26.5	4.9	5.5
Energy services		147.359	146.696	154.821	26.5	5.1	5.5
Electricity		146.415	146.415	150.293	24.4	2.6	2.6
Utility (piped) gas service		150.020	146.592	168.091	31.3	12.0	14.7
Household furnishings and operations		109.792	-	118.927	11.4	8.3	-
Apparel		98.373	-	103.495	1.8	5.2	-
Transportation		127.108	-	128.460	24.0	1.1	-
Private transportation		129.716	-	131.430	24.9	1.3	-
New and used motor vehicles		116.756	-	118.079	17.7	1.1	-
New vehicles		114.137	-	112.929	9.2	-1.1	-
Used cars and trucks		143.470	-	150.220	38.6	4.7	-
Motor fuel		149.697	151.082	150.883	42.7	0.8	-0.1
Gasoline (all types)		149.862	151.289	151.086	42.8	0.8	-0.1
Gasoline, unleaded regular(1)		150.543	151.980	151.756	43.6	0.8	-0.1
Gasoline, unleaded midgrade(1)		150.145	151.662	151.398	40.6	0.8	-0.2
Gasoline, unleaded premium(1)		146.400	147.766	147.656	39.5	0.9	-0.1
Medical care		112.330	-	113.919	3.7	1.4	-
Recreation		101.853	-	102.241	-1.0	0.4	-
Education and communication		109.221	-	107.829	0.4	-1.3	-
Tuition, other school fees, and child care		120.178	-	120.259	1.5	0.1	-
Other goods and services		116.024	-	117.350	6.0	1.1	-
Commodity and service group							
All items		117.206	-	118.963	8.6	1.5	-
Commodities		118.211	-	120.279	11.9	1.7	-
Commodities less food & beverages		118.432	-	120.834	15.7	2.0	-
Nondurables less food & beverages		120.261	-	122.643	19.7	2.0	-
Durables		115.891	-	118.318	11.6	2.1	-
Services		116.723	-	118.282	6.7	1.3	-
Special aggregate indexes							

Note: See footnotes at end of table.

Table 1. Consumer Price Index for All Urban Consumers (CPI-U): Indexes and percent changes for selected periods Riverside-San Bernardino-Ontario (December 2017=100 unless otherwise noted) - Continued

Item and Group	Indexes				Percent change from-		
	Historical data	Nov. 2021	Dec. 2021	Jan. 2022	Jan. 2021	Nov. 2021	Dec. 2021
All items less medical care		117.543	-	119.313	8.9	1.5	-
All items less shelter		117.560	-	119.755	10.4	1.9	-
Commodities less food		118.074	-	120.444	15.4	2.0	-
Nondurables		118.932	-	120.827	12.0	1.6	-
Nondurables less food		119.524	-	121.848	19.0	1.9	-
Services less rent of shelter		116.595	-	119.000	8.4	2.1	-
Services less medical care services		116.862	-	118.441	7.0	1.4	-
Energy		149.186	149.691	152.579	35.3	2.3	1.9
All items less energy		114.398	-	116.006	6.2	1.4	-
All items less food and energy		113.789	-	115.423	6.3	1.4	-

Footnotes

(1) Special index based on a substantially smaller sample.

- Data not available

NOTE: Index applies to a month as a whole, not to any specific date.

THE PRESS-ENTERPRISE

1825 Chicago Ave, Suite 100
Riverside, CA 92507
951-684-1200
951-368-9018 FAX

PROOF OF PUBLICATION (2010, 2015.5 C.C.P)

Publication(s): The Press-Enterprise

PROOF OF PUBLICATION OF

Ad Desc.: OMRWYOSMOVHBEYQXYJOW-1 / NOH - Reso. No.
2022-102

I am a citizen of the United States. I am over the age of eighteen years and not a party to or interested in the above entitled matter. I am an authorized representative of THE PRESS-ENTERPRISE, a newspaper in general circulation, printed and published daily in the County of Riverside, and which newspaper has been adjudicated a newspaper of general circulation by the Superior Court of the County of Riverside, State of California, under date of April 25, 1952, Case Number 54446, under date of March 29, 1957, Case Number 65673, under date of August 25, 1995, Case Number 267864, and under date of September 16, 2013, Case Number RIC 1309013; that the notice, of which the annexed is a printed copy, has been published in said newspaper in accordance with the instructions of the person(s) requesting publication, and not in any supplement thereof on the following dates, to wit:

04/30/2022

I certify (or declare) under penalty of perjury that the foregoing is true and correct.

Date: April 30, 2022
At: Riverside, California



Legal Advertising Representative, The Press-Enterprise

BOARD OF SUPERVISORS
COUNTY OF RIVERSIDE
PO BOX 1147
RIVERSIDE, CA 92502

Ad Number: 0011533218-03

P.O. Number: NOH - Reso. No. 2022-102

Ad Copy:

NOTICE OF PUBLIC HEARING BEFORE THE BOARD OF SUPERVISORS OF RIVERSIDE COUNTY

NOTICE IS HEREBY GIVEN that a public hearing at which all interested persons will be heard, will be held before the Board of Supervisors of Riverside County, California, on the 1st Floor Board Chambers, County Administrative Center, 4080 Lemon Street, Riverside, on **Tuesday, May 10, 2022 at 9:30 a.m.**, or as soon as possible thereafter, to consider the following:

RESOLUTION NO. 2022-102 A RESOLUTION OF THE COUNTY OF RIVERSIDE ESTABLISHING WASTE HAULER FEES FOR WASTE MANAGEMENT OF INLAND EMPIRE, A DIVISION OF USA WASTE OF CALIFORNIA, INC. WASTE MANAGEMENT COLLECTION AND RECYCLING, INC., IN FRANCHISE AREAS 1, 3 AND 4

WHEREAS, California Government Code section 25827 authorizes the Board of Supervisors to prescribe terms and conditions for the collection of solid waste in the unincorporated areas of Riverside County; and

WHEREAS, California Public Resources Code section 40059 authorizes the County of Riverside to determine all aspects of solid waste handling which are of local concern, including whether the services are to be provided by nonexclusive franchise, and the charges and fees for such service; and

WHEREAS, Riverside County Ordinance 745 has established that a solid waste hauler, duly permitted or franchised by the County of Riverside, shall be entitled to payment for services rendered in the amounts as specified in a Resolution adopted by the Board of Supervisors; and

WHEREAS, the Board of Supervisors recognizes the benefits of entering into Waste Hauler Franchise Agreements for the efficiency of solid waste management; and

WHEREAS, the County of Riverside has entered into Waste Hauler Franchise Agreements with Waste Management of Inland Empire, A Division of USA Waste of California, Inc. Waste Management Collections and Recycling, Inc. (WMI) to cover Franchise Areas 1, 3 and 4; and

WHEREAS, the Waste Collection Franchise Agreements covering Franchise Areas 1, 3 and 4, contain a provision for an annual adjustment of the rates customers are charged based on the consumer price index ("CPI");

WHEREAS, the Board of Supervisors acknowledges the need for the CPI increase of the hauler fees to provide a cost of living increase to address the costs of providing these services; and

WHEREAS, WMI has provided a new bundled rate for three bin commercial service (trash, recycle, organic) to be in compliance with state statute;

BE IT RESOLVED AND ORDERED that the Board of Supervisors of the County of Riverside, State of California, in regular session assembled on May 10, 2022 finds that the waste hauler fees in Franchise Areas 1, 3 and 4 shall receive an increase, based on the CPI of 8.6% to the service component of their fees and approve the rates for fiscal year 2022-2023.

Alternative formats available upon request to individuals with disabilities. If you require reasonable accommodation, please contact Clerk of the Board at (951) 955-1069, at least 72 hours prior to hearing.

Please send all written correspondence to: Clerk of the Board, 4080 Lemon Street, 1st Floor, Post Office Box 1147, Riverside, CA 92502-1147 or email cob@rivco.org

Dated: April 27, 2022 Kecia R. Harper,
Clerk of the Board
By: Zuly Martinez,
Board Assistant

The Press-Enterprise
Published: 4/30/22

Env. Health
4/26/22
Item 3.8