

**SUBMITTAL TO THE BOARD OF SUPERVISORS  
COUNTY OF RIVERSIDE, STATE OF CALIFORNIA**



**ITEM: 3.9  
(ID # 18735)**

**MEETING DATE:  
Tuesday, April 26, 2022**

**FROM :** ENVIRONMENTAL HEALTH:

**SUBJECT:** ENVIRONMENTAL HEALTH: Set a Public Hearing for the Annual Rate Adjustment Waste Collection for CR&R, Inc. within Riverside County Waste Franchise Areas 5, 6, 7, 8, 9, and 13, All Districts. [\$0] (Clerk to Advertise - Set for Hearing May 10, 2021)

**RECOMMENDED MOTION:** That the Board of Supervisors:

1. Set the public hearing to receive public comments on the annual adjustment to the waste collection rates within the County Franchise Areas 5, 6, 7, 9, 13, and 8 (commercial only);
2. Direct the Clerk of the Board to advertise said public hearing for May 10, 2022 at the hour of 9:30 a.m. or as soon as possible thereafter; and
3. At the conclusion of the public hearing, adopt Resolution No. 2022-103 adjusting the rates by the Consumer Price Index (CPI).

**ACTION: Set for Hearing, Policy**

  
Jeff Johnson, Director Environmental Health

4/14/2022

  
Aaron Gettis, Deputy County Counsel

4/14/2022

---

**MINUTES OF THE BOARD OF SUPERVISORS**

On motion of Supervisor Hewitt seconded by Supervisor Perez and duly carried, IT WAS ORDERED that the above matter is approved as recommended and is set for public hearing on Tuesday, May 10, 2022, at 9:30 a.m. or as soon as possible thereafter.

Ayes: Jeffries, Perez, and Hewitt  
Nays: Spiegel  
Absent: Washington  
Date: April 26, 2022  
xc: Environmental Health, COB

Kecia R. Harper  
Clerk of the Board

By:   
Deputy

**SUBMITTAL TO THE BOARD OF SUPERVISORS COUNTY OF RIVERSIDE,  
STATE OF CALIFORNIA**

<b>FINANCIAL DATA</b>	<b>Current Fiscal Year:</b>	<b>Next Fiscal Year:</b>	<b>Total Cost:</b>	<b>Ongoing Cost</b>
<b>COST</b>	\$ 0	\$ 0	\$ 0	\$ 0
<b>NET COUNTY COST</b>	\$ 0	\$ 0	\$ 0	\$ 0
<b>SOURCE OF FUNDS: N/A</b>			<b>Budget Adjustment:</b>	No
			<b>For Fiscal Year:</b>	22/23

**C.E.O. RECOMMENDATION:** Approve

**BACKGROUND:**

**Summary**

Waste Collection Franchise Agreements covering most unincorporated portions of Riverside County were phased in between 1997 and 1998. Within each of the existing eleven Franchise Agreements is a provision for an annual adjustment of the rates effective each July 1<sup>st</sup>. Franchise areas 5 (La Cresta/Lakeland Village - Attachment C), 6 (Gilman Hot Springs - Attachment D), 7 (Cherry Valley/San Timoteo Canyon - Attachment E), 8\* (Mountain Areas - Attachment F), 9 (Cabazon/Whitewater - Attachment G) and 13 (Palo Verde Valley - Attachment H) are spread across various areas of the unincorporated county.

This includes adjustment of pass through item costs including changes to landfill costs such as the Alternative Daily Cover surcharge or transfer station fees, and an increase based on Consumer Price Index (CPI) for the balance of the rate. Costs are adjusted by the CPI for the Riverside/San Bernardino/Ontario, California, as published by the United States Department of Labor, Bureau of Labor Statistics as shown in Attachment I. The proposed rates were adjusted as delineated in the franchise agreement using a CPI of 8.6% for changes from January 2021 to January 2022.

The detailed rate calculation worksheets factoring in the CPI increase have been reviewed for accuracy and the updated rate sheets are maintained by the Department of Environmental Health.

\*Note: Residential rates in FA 8 are NOT included in the attached rate sheets. Commercial and enhanced services are covered within this proposal.

**Impact on Residents and Businesses**

The current typical residential account pays between \$27.37 to \$39.34 a month. The approval of the proposed 8.6% CPI increase would result in residential rates ranging between \$29.64 to \$42.65 per month. Commercial customers rates vary based on the size of bins and frequency of services provided. The rates attached include an increase to

**SUBMITTAL TO THE BOARD OF SUPERVISORS COUNTY OF RIVERSIDE,  
STATE OF CALIFORNIA**

disposal costs which are addressed in a separate request from the Department of Waste Resources to adjust the landfill tipping fees for solid waste disposal by 8.59%.

The approval of this change will result in no cost to the County; implementation expenses are borne by the franchisee.

**ATTACHMENTS**

Attachment A – CR&R Resolution 2022-103

Attachment B – CR&R Rates FY 22-23

Attachment C – Map FA5

Attachment D – Map FA6

Attachment E – Map FA7

Attachment F – Map FA8

Attachment G – Map FA9

Attachment H – Map FA13

Attachment I – CPI Table



Jason Farin, Principal Management Analyst 4/20/2022

COPY

1 Board of Supervisors

County of Riverside

2 **RESOLUTION NO. 2022-103**

3 **A RESOLUTION OF THE COUNTY OF RIVERSIDE ESTABLISHING WASTE HAULER FEES**

4 **FOR CR&R, INC., IN FRANCHISE AREAS 5, 6, 7, 8, 9 AND 13**

5 WHEREAS, California Government Code section 25827 authorizes the Board of Supervisors to  
6 prescribe terms and conditions for the collection of solid waste in the unincorporated areas of Riverside County;  
7 and

8 WHEREAS, California Public Resources Code section 40059 authorizes the County of Riverside to  
9 determine all aspects of solid waste handling which are of local concern, including whether the services are to  
10 be provided by nonexclusive franchise, and the charges and fees for such service; and

11 WHEREAS, Riverside County Ordinance 745 has established that a solid waste hauler, duly permitted  
12 or franchised by the County of Riverside, shall be entitled to payment for services rendered in the amounts as  
13 specified in a Resolution adopted by the Board of Supervisors; and

14 WHEREAS, the Board of Supervisors recognizes the benefits of entering into Waste Hauler Franchise  
15 Agreements for the efficiency of solid waste management; and

16 WHEREAS, the County of Riverside has entered into Waste Hauler Franchise Agreements with CR&R,  
17 Inc., (CR&R) to cover Franchise Areas 5, 6, 7, 8, 9 and 13; and

18 WHEREAS, the Waste Collection Franchise Agreements covering Franchise Areas 5, 6, 7, 8, 9 and 13,  
19 contain a provision for an annual adjustment of the rates customers are charged based on the consumer price  
20 index ("CPI");

21 WHEREAS, the Board of Supervisors acknowledges the need for the CPI increase of the hauler fees  
22 to address the costs of providing these services; and

23 BE IT RESOLVED AND ORDERED that the Board of Supervisors of the County of Riverside, State  
24 of California, in regular session assembled on May 10, 2022 finds that the waste hauler fees in Franchise Areas  
25 5, 6, 7, 8, 9, and 13 shall receive an increase, based on the CPI of 8.6% to the service component of their fees  
26 and approve the rates for fiscal year 2022-2023.

COUNTY OF RIVERSIDE

AREA 5 2022 PRICE ADJUSTMENT

Tip Fee Increase \*\* County of Riverside 8.60%  
 Fuel Surcharge 0.00%  
 CPI \*\* County of Riverside 8.60%

Previous Rate	Service Component	
	Prior Service	Adjustment to Service

Landfill Component		Extraordinary	Adjusted Total
Prior Landfill	Adjustment to Landfill	See Support Document	

**Residential Services - Cart**

Non- Comprehensive Collection

Regular	\$0.00	\$0.00	\$0.00	\$0.00	\$0.00	\$0.00	\$0.00
Senior - 60 gallon	\$0.00	\$0.00	\$0.00	\$0.00	\$0.00	\$0.00	\$0.00
Senior - 100 gallon	\$0.00	\$0.00	\$0.00	\$0.00	\$0.00	\$0.00	\$0.00
Hard to Service	\$0.00	\$0.00	\$0.00	\$0.00	\$0.00	\$0.00	\$0.00
Green Waste	\$0.00	\$0.00	\$0.00	\$0.00	\$0.00	\$0.00	\$0.00

Comprehensive Collection

Regular	\$27.37	\$21.45	\$1.84	\$5.05	\$0.43	\$0.87	\$29.64
Senior - 60 gallon	\$22.02	\$16.10	\$1.38	\$5.05	\$0.43	\$0.87	\$23.83
Senior - 100 gallon	\$25.41	\$19.49	\$1.68	\$5.05	\$0.43	\$0.87	\$27.52
Hard to Service	\$48.16	\$42.24	\$3.63	\$5.05	\$0.43	\$0.87	\$52.22
Senior Hard to Service	\$43.43	\$37.51	\$3.23	\$5.05	\$0.43	\$0.87	\$47.09
Green Waste	\$3.45	\$2.59	\$0.22	\$0.86	\$0.07	\$0.00	\$3.74

Residential AD Organics (Implemented)	\$3.55	\$2.29	\$0.20	\$0.00	\$0.00	\$1.26	\$3.75
---------------------------------------	--------	--------	--------	--------	--------	--------	--------

**Other Residential Services**

Extra trash container	\$9.75	\$9.75	\$0.84				\$10.59
Extra green waste container	\$6.09	\$6.09	\$0.52				\$6.61
Extra recycle container	\$1.82	\$1.82	\$0.16				\$1.98
Bulky Item Collection	\$26.19	\$26.19	\$2.25				\$28.44
Extra Pickup ON service day	\$12.02	\$12.02	\$1.03				\$13.05
Extra Pickup OFF service day	\$30.09	\$30.09	\$2.59				\$32.68
Extra Organic Kitchen Food Pail	\$7.63	\$7.63	\$0.66				\$8.29

**Residential clean-up**

(\$50.00 minimum per below)

Labor	\$43.63	\$43.63	\$3.75				\$47.38
Equipment	\$113.43	\$113.43	\$9.75				\$123.18

**Residential Bins - size (yd) / frequency**

1.5	1 x wk	\$109.08	\$91.74	\$7.89	\$17.34	\$1.49	N/A	\$118.46
	2 x wk	\$218.19	\$183.54	\$15.78	\$34.65	\$2.98	N/A	\$236.95
	3 x wk	\$327.37	\$275.39	\$23.68	\$51.98	\$4.47	N/A	\$355.52
	4 x wk	\$436.46	\$367.15	\$31.57	\$69.31	\$5.96	N/A	\$473.99
	5 x wk	\$545.57	\$458.93	\$39.47	\$86.64	\$7.45	N/A	\$592.49
	6 x wk	\$654.67	\$550.69	\$47.36	\$103.98	\$8.94	N/A	\$710.97
2	1 x wk	\$116.08	\$92.98	\$8.00	\$23.10	\$1.99	N/A	\$126.07
	2 x wk	\$232.19	\$185.98	\$15.99	\$46.21	\$3.97	N/A	\$252.15
	3 x wk	\$348.36	\$279.05	\$24.00	\$69.31	\$5.96	N/A	\$378.32
	4 x wk	\$464.51	\$372.09	\$32.00	\$92.42	\$7.95	N/A	\$504.46
	5 x wk	\$580.62	\$465.11	\$40.00	\$115.51	\$9.93	N/A	\$630.55
	6 x wk	\$696.73	\$558.12	\$48.00	\$138.61	\$11.92	N/A	\$756.65
3	1 x wk	\$128.30	\$93.65	\$8.05	\$34.65	\$2.98	N/A	\$139.33
	2 x wk	\$245.83	\$176.52	\$15.18	\$69.31	\$5.96	N/A	\$266.97
	3 x wk	\$374.24	\$270.27	\$23.24	\$103.97	\$8.94	N/A	\$406.42
	4 x wk	\$502.55	\$363.94	\$31.30	\$138.61	\$11.92	N/A	\$545.77
	5 x wk	\$630.90	\$457.64	\$39.36	\$173.26	\$14.90	N/A	\$685.16
	6 x wk	\$759.22	\$551.32	\$47.41	\$207.90	\$17.88	N/A	\$824.51
4	1 x wk	\$138.71	\$92.50	\$7.96	\$46.21	\$3.97	N/A	\$150.64
	2 x wk	\$277.46	\$185.03	\$15.91	\$92.43	\$7.95	N/A	\$301.32
	3 x wk	\$416.27	\$277.64	\$23.88	\$138.63	\$11.92	N/A	\$452.07
	4 x wk	\$555.01	\$370.17	\$31.83	\$184.84	\$15.90	N/A	\$602.74
	5 x wk	\$693.78	\$462.72	\$39.79	\$231.06	\$19.87	N/A	\$753.44
	6 x wk	\$832.51	\$555.25	\$47.75	\$277.26	\$23.84	N/A	\$904.10

**Manure Collection - size (yd) / frequency**

2	1 x wk	\$151.57	\$129.40	\$11.13	\$22.17	\$1.91	N/A	\$164.61
	2 x wk	\$296.73	\$252.38	\$21.70	\$44.35	\$3.81	N/A	\$322.24
	3 x wk	\$441.88	\$375.38	\$32.28	\$66.50	\$5.72	N/A	\$479.88
	4 x wk	\$587.05	\$498.37	\$42.86	\$88.68	\$7.63	N/A	\$637.54
	5 x wk	\$732.22	\$621.37	\$53.44	\$110.85	\$9.53	N/A	\$795.19
	6 x wk	\$877.39	\$744.36	\$64.01	\$133.03	\$11.44	N/A	\$952.84
Each Additional Pickup		\$145.17	\$123.00	\$10.58	\$22.17	\$1.91	N/A	\$157.66
3	1 x wk	\$189.62	\$156.36	\$13.45	\$33.26	\$2.86	N/A	\$205.93
	2 x wk	\$372.82	\$306.31	\$26.34	\$66.51	\$5.72	N/A	\$404.88
	3 x wk	\$556.02	\$456.24	\$39.24	\$99.78	\$8.58	N/A	\$603.84
	4 x wk	\$739.27	\$606.21	\$52.13	\$133.06	\$11.44	N/A	\$802.84
	5 x wk	\$922.47	\$756.16	\$65.03	\$166.31	\$14.30	N/A	\$1,001.80

COUNTY OF RIVERSIDE

AREA 5 2022 PRICE ADJUSTMENT

Tip Fee Increase \*\* County of Riverside 8.60%  
 Fuel Surcharge 0.00%  
 CPI \*\* County of Riverside 8.60%

	Previous Rate	Service Component		Landfill Component		Extraordinary	Adjusted Total	
		Prior Service	Adjustment to Service	Prior Landfill	Adjustment to Landfill	See Support Document		
	6 x wk	\$1,105.70	\$906.12	\$77.93	\$199.58	\$17.16	N/A	\$1,200.79
Each Additional Pickup		\$183.22	\$149.96	\$12.90	\$33.26	\$2.86	N/A	\$198.98

Commercial bin service - size (yd) / frequency

(Both Comprehensive and Non-comprehensive)

Bin Size	Frequency	Service Component			Landfill Component		Extraordinary	Adjusted Total
		Prior Service	Adjustment to Service	Prior Landfill	Adjustment to Landfill			
1.5	1 x wk	\$112.75	\$95.41	\$8.21	\$17.34	\$1.49	N/A	\$122.45
	2 x wk	\$225.47	\$190.82	\$16.41	\$34.65	\$2.98	N/A	\$244.86
	3 x wk	\$338.21	\$286.23	\$24.62	\$51.98	\$4.47	N/A	\$367.30
	4 x wk	\$450.96	\$381.65	\$32.82	\$69.31	\$5.96	N/A	\$489.74
	5 x wk	\$563.69	\$477.05	\$41.03	\$86.64	\$7.45	N/A	\$612.17
	6 x wk	\$676.43	\$572.46	\$49.23	\$103.97	\$8.94	N/A	\$734.60
2	1 x wk	\$123.99	\$100.89	\$8.68	\$23.10	\$1.99	N/A	\$134.66
	2 x wk	\$247.97	\$201.76	\$17.35	\$46.21	\$3.97	N/A	\$269.29
	3 x wk	\$372.01	\$302.70	\$26.03	\$69.31	\$5.96	N/A	\$404.00
	4 x wk	\$496.00	\$403.57	\$34.71	\$92.43	\$7.95	N/A	\$538.66
	5 x wk	\$619.99	\$504.47	\$43.38	\$115.52	\$9.93	N/A	\$673.30
	6 x wk	\$743.97	\$605.34	\$52.06	\$138.63	\$11.92	N/A	\$807.95
3	1 x wk	\$152.58	\$117.93	\$10.14	\$34.65	\$2.98	N/A	\$165.70
	2 x wk	\$305.16	\$235.85	\$20.28	\$69.31	\$5.96	N/A	\$331.40
	3 x wk	\$457.76	\$353.79	\$30.43	\$103.97	\$8.94	N/A	\$497.13
	4 x wk	\$610.30	\$471.67	\$40.56	\$138.63	\$11.92	N/A	\$662.78
	5 x wk	\$762.87	\$589.59	\$50.70	\$173.28	\$14.90	N/A	\$828.47
	6 x wk	\$915.44	\$707.50	\$60.85	\$207.94	\$17.88	N/A	\$994.17
4	1 x wk	\$171.07	\$124.86	\$10.74	\$46.21	\$3.97	N/A	\$185.78
	2 x wk	\$342.21	\$249.78	\$21.48	\$92.43	\$7.95	N/A	\$371.64
	3 x wk	\$513.27	\$374.64	\$32.22	\$138.63	\$11.92	N/A	\$557.41
	4 x wk	\$684.35	\$499.51	\$42.96	\$184.84	\$15.90	N/A	\$743.21
	5 x wk	\$855.42	\$624.37	\$53.70	\$231.05	\$19.87	N/A	\$928.99
	6 x wk	\$1,026.52	\$749.27	\$64.44	\$277.25	\$23.84	N/A	\$1,114.80
6	1 x wk	\$261.41	\$192.10	\$16.52	\$69.31	\$5.96	N/A	\$283.89
	2 x wk	\$522.85	\$384.20	\$32.82	\$138.63	\$11.92	N/A	\$502.33
	3 x wk	\$784.29	\$576.30	\$49.23	\$207.94	\$17.88	N/A	\$720.79
	4 x wk	\$1,045.73	\$768.40	\$65.64	\$277.25	\$23.84	N/A	\$939.23
	5 x wk	\$1,307.17	\$960.50	\$82.05	\$346.58	\$29.81	N/A	\$1,157.70
	6 x wk	\$1,568.61	\$1,152.60	\$98.46	\$415.88	\$35.77	N/A	\$1,376.13
Each Additional Pickup - 1.5-6		\$69.04	\$69.04	\$5.94	\$0.00	\$0.00	N/A	\$74.98

Each Additional Pickup - 1.5-6

Commercial recycle bin service - size (yd) / frequency

Bin Size	Frequency	Service Component			Landfill Component		Extraordinary	Adjusted Total
		Prior Service	Adjustment to Service	Prior Landfill	Adjustment to Landfill			
96 Gal Cart	1 x wk	\$53.91	\$53.91	\$4.64	\$0.00	\$0.00	N/A	\$58.55
	2 x wk	\$107.82	\$107.82	\$9.27	\$0.00	\$0.00	N/A	\$117.09
	3 x wk	\$161.72	\$161.72	\$13.91	\$0.00	\$0.00	N/A	\$175.63
	4 x wk	\$215.62	\$215.62	\$18.54	\$0.00	\$0.00	N/A	\$234.16
	5 x wk	\$269.54	\$269.54	\$23.18	\$0.00	\$0.00	N/A	\$292.72
	6 x wk	\$323.43	\$323.43	\$27.81	\$0.00	\$0.00	N/A	\$351.24
3	1 x wk	\$87.42	\$87.42	\$7.52	\$0.00	\$0.00	N/A	\$94.94
	2 x wk	\$174.83	\$174.83	\$15.04	\$0.00	\$0.00	N/A	\$189.87
	3 x wk	\$262.27	\$262.27	\$22.56	\$0.00	\$0.00	N/A	\$284.83
	4 x wk	\$349.69	\$349.69	\$30.07	\$0.00	\$0.00	N/A	\$379.76
	5 x wk	\$437.10	\$437.10	\$37.59	\$0.00	\$0.00	N/A	\$474.69
	6 x wk	\$524.52	\$524.52	\$45.11	\$0.00	\$0.00	N/A	\$569.63
Each Additional Pickup		\$69.04	\$69.04	\$5.94	\$0.00	\$0.00	N/A	\$74.98

Each Additional Pickup

Commercial compacted bin service - size (yd) / frequency (2.5 x commercial rate)

Bin Size	Frequency	Service Component			Landfill Component		Extraordinary	Adjusted Total
		Prior Service	Adjustment to Service	Prior Landfill	Adjustment to Landfill			
2	1 x wk	\$309.99	\$240.68	\$20.70	\$69.31	\$5.96	N/A	\$336.65
	2 x wk	\$619.97	\$481.34	\$41.40	\$138.63	\$11.92	N/A	\$673.29
	3 x wk	\$930.04	\$722.10	\$62.10	\$207.94	\$17.88	N/A	\$1,010.02
	4 x wk	\$1,240.05	\$962.80	\$82.80	\$277.25	\$23.84	N/A	\$1,346.69
	5 x wk	\$1,550.03	\$1,203.45	\$103.50	\$346.58	\$29.81	N/A	\$1,683.34
	6 x wk	\$1,860.01	\$1,444.13	\$124.20	\$415.88	\$35.77	N/A	\$2,019.98
3	1 x wk	\$381.47	\$277.51	\$23.87	\$103.96	\$8.94	N/A	\$414.28
	2 x wk	\$762.93	\$554.99	\$47.73	\$207.94	\$17.88	N/A	\$828.54
	3 x wk	\$1,144.40	\$832.51	\$71.60	\$311.89	\$26.82	N/A	\$1,242.82
	4 x wk	\$1,525.84	\$1,109.96	\$95.46	\$415.88	\$35.77	N/A	\$1,657.07
	5 x wk	\$1,907.29	\$1,387.46	\$119.32	\$519.83	\$44.71	N/A	\$2,071.32
	6 x wk	\$2,288.74	\$1,664.91	\$143.18	\$623.83	\$53.65	N/A	\$2,485.57
4	1 x wk	\$427.72	\$289.09	\$24.86	\$138.63	\$11.92	N/A	\$464.50
	2 x wk	\$855.42	\$578.27	\$49.73	\$277.25	\$23.84	N/A	\$929.09
	3 x wk	\$1,283.24	\$867.36	\$74.59	\$415.88	\$35.77	N/A	\$1,393.60
	4 x wk	\$1,711.08	\$1,156.46	\$99.46	\$554.52	\$47.69	N/A	\$1,858.13
	5 x wk	\$2,138.92	\$1,445.53	\$124.32	\$693.15	\$59.61	N/A	\$2,322.61
	6 x wk	\$2,566.76	\$1,734.71	\$149.19	\$831.78	\$71.53	N/A	\$2,787.21
Each Additional Pickup - 2,3,4		\$172.59	\$172.59	\$14.84	\$0.00	\$0.00	N/A	\$187.43

Each Additional Pickup - 2,3,4

Commercial Organics Rates - Food (Carts and Bin)

Bin Size	Frequency	Service Component			Landfill Component		Extraordinary	Adjusted Total
		Prior Service	Adjustment to Service	Prior Landfill	Adjustment to Landfill			
64 Gal Cart	1 x wk	\$55.01	\$29.76	\$2.56	\$25.25	\$2.17	N/A	\$59.74
	2 x wk	\$110.02	\$59.54	\$5.12	\$50.48	\$4.34	N/A	\$119.48
	3 x wk	\$165.02	\$89.29	\$7.68	\$75.73	\$6.51	N/A	\$179.21
	4 x wk	\$220.02	\$119.06	\$10.24	\$100.96	\$8.68	N/A	\$238.94

COUNTY OF RIVERSIDE

AREA 5 2022 PRICE ADJUSTMENT

Tip Fee Increase \*\* County of Riverside 8.60%  
 Fuel Surcharge 0.00%  
 CPI \*\* County of Riverside 8.60%

	Previous Rate	Service Component		Landfill Component		Extraordinary	Adjusted Total		
		Prior Service	Adjustment to Service	Prior Landfill	Adjustment to Landfill	See Support Document			
Each Additional Pickup	5 x wk	\$275.04	\$148.83	\$12.80	\$126.21	\$10.85	N/A	\$298.69	
	6 x wk	\$330.03	\$178.59	\$15.36	\$151.44	\$13.02	N/A	\$358.41	
		\$54.97	\$54.97	\$4.73				\$59.70	
	2 YD	1 x wk	\$224.45	\$100.87	\$8.67	\$123.58	\$10.63	N/A	\$243.75
		2 x wk	\$448.92	\$201.76	\$17.35	\$247.16	\$21.26	N/A	\$487.53
		3 x wk	\$673.39	\$302.64	\$26.03	\$370.75	\$31.88	N/A	\$731.30
		4 x wk	\$897.87	\$403.53	\$34.70	\$494.34	\$42.51	N/A	\$975.08
		5 x wk	\$1,122.34	\$504.43	\$43.38	\$617.91	\$53.14	N/A	\$1,218.86
		6 x wk	\$1,346.80	\$605.30	\$52.06	\$741.50	\$63.77	N/A	\$1,462.63
	<b>Commercial Organics Rates - Non-Food</b>								
2 YD	1 x wk	\$171.49	\$100.87	\$8.67	\$70.62	\$6.07	N/A	\$186.23	
	2 x wk	\$343.01	\$201.76	\$17.35	\$141.25	\$12.15	N/A	\$372.51	
	3 x wk	\$514.51	\$302.64	\$26.03	\$211.87	\$18.22	N/A	\$558.76	
	4 x wk	\$686.05	\$403.53	\$34.70	\$282.52	\$24.30	N/A	\$745.05	
	5 x wk	\$857.56	\$504.43	\$43.38	\$353.13	\$30.37	N/A	\$931.31	
	6 x wk	\$1,029.06	\$605.30	\$52.06	\$423.76	\$36.44	N/A	\$1,117.56	
Each Additional Pickup (Bin Service)	\$69.04	\$69.04	\$5.94	\$0.00	\$0.00	N/A	\$74.98		
Organics contamination fee	\$49.08	\$49.08	\$4.22	\$0.00	\$0.00	N/A	\$53.30		

**Roll-off rates:**

Roll-Off Delivery	\$81.59	\$81.59	\$7.02	\$0.00	\$0.00		\$88.61
10- cubic yard	\$696.53	\$269.66	\$23.19	\$426.87	\$36.71		\$756.43
40- cubic yard	\$525.80	\$269.66	\$23.19	\$256.14	\$22.03		\$571.02
Regular Roll-off account	\$242.67	\$242.67	\$20.87				\$263.54
<b>Compactor</b>	\$355.00	\$355.00	\$30.53				\$385.53
Roll-off Redelivery	\$79.21	\$79.21	\$6.81				\$86.02
Roll-off Delinquent Acct container removal fee/each	\$57.90	\$57.90	\$4.98				\$62.88
Roll-off Delinquent Acct container redelivery fee/each	\$57.90	\$57.90	\$4.98				\$62.88
Roll-off False Run	\$79.21	\$79.21	\$6.81				\$86.02
Roll-off Relocation	\$79.21	\$79.21	\$6.81				\$86.02
Roll-Off Stand-by Time/every 15 min. (after first 15 minutes)	\$26.32	\$26.32	\$2.26				\$28.58
Roll-off Demurage -Each Day over 7	\$5.46	\$5.46	\$0.47				\$5.93
Roll-off Compactor Haul Rate	\$235.60	\$235.60	\$20.26				\$255.86
Roll-off Compactor Steam Clean	\$222.54	\$222.54	\$19.14				\$241.68
<b>Organics:</b>							
Roll-off 40 yard - food and other organics	\$374.23	\$374.23	\$32.18				\$406.41
Compactors - food and other organics	\$374.23	\$374.23	\$32.18				\$406.41
Processing rate per ton	\$81.55			\$81.55	\$7.01		\$88.56

**Temporary bin service**

3 cubic yards	\$141.71	\$133.69	\$11.50	\$8.02	\$0.69		\$153.90
Temp Bin Demurage - Each Day over 7	\$2.18	\$2.18	\$0.19				\$2.37
Temp Bin Container Delivery	\$42.66	\$42.66	\$3.67				\$46.33
Temp Bin Container Relocation	\$47.37	\$47.37	\$4.07				\$51.44
Commercial Container Delivery	\$42.66	\$42.66	\$3.67				\$46.33
Commercial Container Redelivery Delinquency fee / each	\$42.66	\$42.66	\$3.67				\$46.33
Commercial Container Removal Delinquency fee / each	\$42.66	\$42.66	\$3.67				\$46.33
Commercial Container Exchange	\$78.95	\$78.95	\$6.79				\$85.74
Commercial Container Return Srvc/Pickup fee	\$52.94	\$52.94	\$4.55				\$57.49
Commercial Container Relocation	\$47.37	\$47.37	\$4.07				\$51.44
Commercial Container Dump on-site	\$67.02	\$67.02	\$5.76				\$72.78
Residential Container Redelivery	\$30.48	\$30.48	\$2.62				\$33.10
Locking Container	\$12.18	\$12.18	\$1.05				\$13.23
Account Setup Residential & Commercial	\$30.08	\$30.08	\$2.59				\$32.67
Commercial Recycle Bin Contamination	\$80.86	\$80.86	\$6.95				\$87.81
Commercial Bin Overage	\$46.19	\$46.19	\$3.97				\$50.16
Commercial Scout Service - Each Occurrence	\$30.48	\$30.48	\$2.62				\$33.10
Commercial Bulky Item Collection - (2) Items	\$30.99	\$30.99	\$2.67				\$33.66
Commercial Bulky Item Collection - Each Addl Item	\$18.96	\$18.96	\$1.63				\$20.59
Tax Assesment Fee	\$35.04	\$35.04	\$3.01				\$38.05

COUNTY OF RIVERSIDE

AREA 6 2022 PRICE ADJUSTMENT

Tip Fee Increase	8.60%
Fuel Surcharge	0.00%
CPI	8.60%

Previous Rate	Service Component	
	Prior Service	Adjustment to Service

Prior Landfill	Adjustment to Landfill	Extraordinary See Support Document	Adjusted Total
----------------	------------------------	---------------------------------------	----------------

**Residential Services**

*Comprehensive Collection*

Regular		\$26.36	\$19.79	\$1.70	\$5.70	\$0.49	\$0.87	<b>\$28.55</b>
Senior		\$23.95	\$17.38	\$1.49	\$5.70	\$0.49	\$0.87	<b>\$25.93</b>
Hard to Service		\$30.26	\$23.69	\$2.04	\$5.70	\$0.49	\$0.87	<b>\$32.79</b>
Green Waste		\$2.46	\$1.68	\$0.14	\$0.78	\$0.07	\$0.00	<b>\$2.67</b>
Residential AD Organics	Not implemented	\$3.55	\$2.29	\$0.20	\$0.00	\$0.00	\$1.26	<b>\$3.75</b>

Extra trash container		\$9.75	\$9.75	\$0.84				<b>\$10.59</b>
Extra green waste container		\$6.09	\$6.09	\$0.52				<b>\$6.61</b>
Extra recycle container		\$1.82	\$1.82	\$0.16				<b>\$1.98</b>
Bulky Item Collection		\$25.24	\$25.24	\$2.17				<b>\$27.41</b>
Extra Pickup ON service day		\$12.40	\$12.40	\$1.07				<b>\$13.47</b>
Extra Pickup OFF service day		\$30.99	\$30.99	\$2.67				<b>\$33.66</b>
Residential clean-up (\$50.00 minimum per below)								
Labor		\$43.34	\$43.34	\$3.73				<b>\$47.07</b>
Equipment		\$112.69	\$112.69	\$9.69				<b>\$122.38</b>

**Commercial bin service - size (yd) / frequency**

(Both Comprehensive and Non-comprehensive)

2	1 x wk	\$109.34	\$86.24	\$7.42	\$23.10	\$1.99		<b>\$118.75</b>
	2 x wk	\$180.86	\$134.66	\$11.58	\$46.20	\$3.97		<b>\$196.41</b>
	3 x wk	\$252.37	\$183.08	\$15.74	\$69.29	\$5.96		<b>\$274.07</b>
	4 x wk	\$323.89	\$231.48	\$19.91	\$92.41	\$7.95		<b>\$351.75</b>
	5 x wk	\$395.41	\$279.91	\$24.07	\$115.50	\$9.93		<b>\$429.41</b>
	6 x wk	\$466.92	\$328.32	\$28.24	\$138.60	\$11.92		<b>\$507.08</b>
Each Additional Day		\$71.52	\$48.42	\$4.16	\$23.10	\$1.99		<b>\$77.67</b>
Each Additional Container		\$109.34	\$86.24	\$7.42	\$23.10	\$1.99		<b>\$118.75</b>
3	1 x wk	\$129.71	\$95.06	\$8.18	\$34.65	\$2.98		<b>\$140.87</b>
	2 x wk	\$231.17	\$161.88	\$13.92	\$69.29	\$5.96		<b>\$251.05</b>
	3 x wk	\$332.67	\$228.71	\$19.67	\$103.96	\$8.94		<b>\$361.28</b>
	4 x wk	\$434.14	\$295.54	\$25.42	\$138.60	\$11.92		<b>\$471.48</b>
	5 x wk	\$535.63	\$362.38	\$31.16	\$173.25	\$14.90		<b>\$581.69</b>
	6 x wk	\$637.10	\$429.21	\$36.91	\$207.89	\$17.88		<b>\$691.89</b>
Each Additional Day		\$101.48	\$66.83	\$5.75	\$34.65	\$2.98		<b>\$110.21</b>
Each Additional Container		\$124.50	\$89.85	\$7.73	\$34.65	\$2.98		<b>\$135.21</b>
4	1 x wk	\$165.77	\$119.56	\$10.28	\$46.21	\$3.97		<b>\$180.02</b>
	2 x wk	\$292.17	\$199.74	\$17.18	\$92.43	\$7.95		<b>\$317.30</b>
	3 x wk	\$418.56	\$279.93	\$24.07	\$138.63	\$11.92		<b>\$454.55</b>
	4 x wk	\$544.93	\$360.09	\$30.97	\$184.84	\$15.90		<b>\$591.80</b>
	5 x wk	\$671.34	\$440.28	\$37.86	\$231.06	\$19.87		<b>\$729.07</b>
	6 x wk	\$797.71	\$520.45	\$44.76	\$277.26	\$23.84		<b>\$866.31</b>
Each Additional Day		\$126.40	\$80.19	\$6.90	\$46.21	\$3.97		<b>\$137.27</b>
Each Additional Container		\$165.77	\$119.56	\$10.28	\$46.21	\$3.97		<b>\$180.02</b>

**Commercial recycle bin service - size (yd) / frequency**

96 GAL CART	1 x wk	\$53.91	\$53.91	\$4.64	\$0.00	\$0.00		<b>\$58.55</b>
	2 x wk	\$107.82	\$107.82	\$9.27	\$0.00	\$0.00		<b>\$117.09</b>
	3 x wk	\$161.72	\$161.72	\$13.91	\$0.00	\$0.00		<b>\$175.63</b>
	4 x wk	\$215.62	\$215.62	\$18.54	\$0.00	\$0.00		<b>\$234.16</b>
	5 x wk	\$269.54	\$269.54	\$23.18	\$0.00	\$0.00		<b>\$292.72</b>
	6 x wk	\$323.43	\$323.43	\$27.81	\$0.00	\$0.00		<b>\$351.24</b>
3	1 x wk	\$87.42	\$87.42	\$7.52	\$0.00	\$0.00		<b>\$94.94</b>
	2 x wk	\$174.83	\$174.83	\$15.04	\$0.00	\$0.00		<b>\$189.87</b>
	3 x wk	\$262.27	\$262.27	\$22.56	\$0.00	\$0.00		<b>\$284.83</b>
	4 x wk	\$349.69	\$349.69	\$30.07	\$0.00	\$0.00		<b>\$379.76</b>
	5 x wk	\$437.10	\$437.10	\$37.59	\$0.00	\$0.00		<b>\$474.69</b>
	6 x wk	\$524.52	\$524.52	\$45.11	\$0.00	\$0.00		<b>\$569.63</b>
Each Additional Pickup		\$69.04	\$69.04	\$5.94	\$0.00	\$0.00		<b>\$74.98</b>

**Commercial compacted bin service - size (yd) / frequency (2.5 x commercial rate)**

1 x wk	\$273.33	\$204.02	\$17.55	\$69.31	\$5.96		<b>\$296.84</b>
--------	----------	----------	---------	---------	--------	--	-----------------



COUNTY OF RIVERSIDE

AREA 6 2022 PRICE ADJUSTMENT

Tip Fee Increase 8.60%  
 Fuel Surcharge 0.00%  
 CPI 8.60%

		Previous Rate	Service Component		Landfill Component		Extraordinary	Adjusted Total
			Prior Service	Adjustment to Service	Prior Landfill	Adjustment to Landfill	See Support Document	
2	2 x wk	\$452.15	\$313.54	\$26.96	\$138.61	\$11.92		\$491.03
	3 x wk	\$630.95	\$423.05	\$36.38	\$207.90	\$17.88		\$685.21
	4 x wk	\$809.77	\$532.56	\$45.80	\$277.21	\$23.84		\$879.41
	5 x wk	\$988.57	\$642.07	\$55.22	\$346.50	\$29.80		\$1,073.59
	6 x wk	\$1,167.39	\$751.58	\$64.64	\$415.81	\$35.76		\$1,267.79
3	1 x wk	\$324.28	\$220.32	\$18.95	\$103.96	\$8.94		\$352.17
	2 x wk	\$577.99	\$370.10	\$31.83	\$207.89	\$17.88		\$627.70
	3 x wk	\$831.71	\$519.86	\$44.71	\$311.85	\$26.82		\$903.24
	4 x wk	\$1,085.41	\$669.62	\$57.59	\$415.79	\$35.76		\$1,178.76
	5 x wk	\$1,339.15	\$819.40	\$70.47	\$519.75	\$44.70		\$1,454.32
	6 x wk	\$1,592.86	\$969.17	\$83.35	\$623.69	\$53.64		\$1,729.85
4	1 x wk	\$414.44	\$275.81	\$23.72	\$138.63	\$11.92		\$450.08
	2 x wk	\$730.45	\$453.19	\$38.97	\$277.26	\$23.84		\$793.26
	3 x wk	\$1,046.44	\$630.55	\$54.23	\$415.89	\$35.77		\$1,136.44
	4 x wk	\$1,362.43	\$807.90	\$69.48	\$554.53	\$47.69		\$1,479.60
	5 x wk	\$1,678.45	\$985.28	\$84.73	\$693.17	\$59.61		\$1,822.79
	6 x wk	\$1,994.44	\$1,162.64	\$99.99	\$831.80	\$71.53		\$2,165.96
Each Additional Pickup - 2,3,4		\$172.59	\$172.59	\$14.84	\$0.00	\$0.00		\$187.43
<b>Commercial Organics Rates - Food (Carts and Bin)</b>								
64 Gal Cart	1 x wk	\$55.01	\$29.76	\$2.56	\$25.25	\$2.17		\$59.74
	2 x wk	\$110.02	\$59.54	\$5.12	\$50.48	\$4.34		\$119.48
	3 x wk	\$165.02	\$89.29	\$7.68	\$75.73	\$6.51		\$179.21
	4 x wk	\$220.02	\$119.06	\$10.24	\$100.96	\$8.68		\$238.94
	5 x wk	\$275.04	\$148.83	\$12.80	\$126.21	\$10.85		\$298.69
	6 x wk	\$330.03	\$178.59	\$15.36	\$151.44	\$13.02		\$358.41
Each Additional Pickup		\$54.97	\$54.97	\$4.73	\$0.00	\$0.00		\$59.70
2 YD	1 x wk	\$209.82	\$86.24	\$7.42	\$123.58	\$10.63		\$227.87
	2 x wk	\$419.61	\$172.45	\$14.83	\$247.16	\$21.26		\$455.70
	3 x wk	\$629.44	\$258.69	\$22.25	\$370.75	\$31.88		\$683.57
	4 x wk	\$839.24	\$344.90	\$29.66	\$494.34	\$42.51		\$911.41
	5 x wk	\$1,049.06	\$431.15	\$37.08	\$617.91	\$53.14		\$1,139.28
	6 x wk	\$1,258.87	\$517.37	\$44.49	\$741.50	\$63.77		\$1,367.13
<b>Commercial Organics Rates - Non-Food</b>								
2 YD	1 x wk	\$156.86	\$86.24	\$7.42	\$70.62	\$6.07		\$170.35
	2 x wk	\$313.70	\$172.45	\$14.83	\$141.25	\$12.15		\$340.68
	3 x wk	\$470.56	\$258.69	\$22.25	\$211.87	\$18.22		\$511.03
	4 x wk	\$627.42	\$344.90	\$29.66	\$282.52	\$24.30		\$681.38
	5 x wk	\$784.28	\$431.15	\$37.08	\$353.13	\$30.37		\$851.73
	6 x wk	\$941.13	\$517.37	\$44.49	\$423.76	\$36.44		\$1,022.06
Each Additional Pickup (Bin Service)		\$69.04	\$69.04	\$5.94	\$0.00	\$0.00		\$74.98
Organics contamination fee		\$49.08	\$49.08	\$4.22	\$0.00	\$0.00		\$53.30

**Roll-off rates:**

New Roll-off Delivery	\$79.21	\$79.21	\$6.81			\$86.02
30 Cu. Yd	\$327.53	\$327.53	\$28.17			\$355.70
40 Cu. Yd	\$374.23	\$374.23	\$32.18			\$406.41
50 Cu. Yd	\$490.10	\$490.10	\$42.15			\$532.25
Regular Roll-off account/Haul Rate 10 Cu Yd	\$327.53	\$327.53	\$28.17			\$355.70
<b>Compactor</b>	\$439.87	\$439.87	\$37.83			\$477.70
Roll-off Redelivery	\$79.21	\$79.21	\$6.81			\$86.02
Roll-off Delinquent Acct container removal fee/each	\$57.90	\$57.90	\$4.98			\$62.88
Roll-off Delinquent Acct container redelivery fee/each	\$57.90	\$57.90	\$4.98			\$62.88
Roll-off False Run	\$79.21	\$79.21	\$6.81			\$86.02
Roll-off Relocation	\$79.21	\$79.21	\$6.81			\$86.02
Roll-Off Stand-by Time/every 15 min. (after first 15 minutes)	\$26.32	\$26.32	\$2.26			\$28.58
Roll-off Demurage -Each Day over 7	\$10.90	\$10.90	\$0.94			\$11.84
Roll-off Compactor Steam Clean	\$222.54	\$222.54	\$19.14			\$241.68
<b>Organics:</b>						
Roll-off 40 yard - food and other organics	\$332.59	\$332.59	\$28.60			\$361.19
Compactors - food and other organics	\$332.59	\$332.59	\$28.60			\$361.19
Processing rate per ton	\$81.55	\$0.00	\$0.00	\$81.55	\$7.01	\$88.56
Unscheduled Extra Bin Dumps	\$66.73	\$58.71	\$5.05	\$8.02	\$0.69	\$72.47

COUNTY OF RIVERSIDE

AREA 6 2022 PRICE ADJUSTMENT

Tip Fee Increase 8.60%  
 Fuel Surcharge 0.00%  
 CPI 8.60%

Previous Rate	Service Component		Landfill Component		Extraordinary	Adjusted Total
	Prior Service	Adjustment to Service	Prior Landfill	Adjustment to Landfill	See Support Document	

**Temporary bin service**

3 cubic yards	\$82.06	\$74.20	\$6.38	\$7.86	\$0.68	\$89.12
Temp Bin Demurage - Each Day over 7	\$5.46	\$5.46	\$0.47			\$5.93
Temp Bin Container Delivery	\$42.66	\$42.66	\$3.67			\$46.33
Temp Bin Container Relocation	\$47.37	\$47.37	\$4.07			\$51.44
Commercial Container Delivery	\$42.66	\$42.66	\$3.67			\$46.33
Commercial Container Redelivery Delinquency fee / each	\$42.66	\$42.66	\$3.67			\$46.33
Commercial Container Removal Delinquency fee / each	\$42.66	\$42.66	\$3.67			\$46.33
Commercial Container Exchange	\$78.95	\$78.95	\$6.79			\$85.74
Commercial Container Return Srvc/Pickup fee	\$52.94	\$52.94	\$4.55			\$57.49
Commercial Container Relocation	\$47.37	\$47.37	\$4.07			\$51.44
Commercial Container Dump on-site	\$67.02	\$67.02	\$5.76			\$72.78
Residential Container Redelivery	\$30.48	\$30.48	\$2.62			\$33.10
Locking Container	\$12.18	\$12.18	\$1.05			\$13.23
Account Setup Residential & Commercial	\$30.08	\$30.08	\$2.59			\$32.67
Commercial Recycle Bin Contamination	\$80.86	\$80.86	\$6.95			\$87.81
Commercial Bin Overage	\$46.19	\$46.19	\$3.97			\$50.16
Commercial Scout Service - Each Occurrence	\$30.48	\$30.48	\$2.62			\$33.10
Commercial Bulky Item Collection - Each Item	\$25.14	\$25.14	\$2.16			\$27.30
Tax Assesment Fee	\$35.04	\$35.04	\$3.01			\$38.05

COUNTY OF RIVERSIDE

AREA 7 2022 PRICE ADJUSTMENT

Tip Fee Increase 8.60%  
 Fuel Surcharge 0.00%  
 CPI 8.60%

Previous Rate	Service Component		Landfill Component		Extraordinary	Adjusted Total
	Prior Service	Adjustment to Service	Prior Landfill	Adjustment to Landfill	See Support Document	

**Residential Services**

*Non- Comprehensive Collection*

Regular	\$0.00	\$0.00	\$0.00	\$0.00	\$0.00	\$0.00	\$0.00
Senior	\$0.00	\$0.00	\$0.00	\$0.00	\$0.00	\$0.00	\$0.00
<i>Hard to Service - Recycling Area</i>							
Regular	\$0.00	\$0.00	\$0.00	\$0.00	\$0.00	\$0.00	\$0.00
Senior	\$0.00	\$0.00	\$0.00	\$0.00	\$0.00	\$0.00	\$0.00
<i>Hard to Service - Non- Recycling Area</i>							
Regular	\$0.00	\$0.00	\$0.00	\$0.00	\$0.00	\$0.00	\$0.00
Senior	\$0.00	\$0.00	\$0.00	\$0.00	\$0.00	\$0.00	\$0.00

**Comprehensive Collection**

Regular	\$28.29	\$21.72	\$1.87	\$5.70	\$0.49	\$0.87	\$30.65
Senior	\$25.36	\$18.79	\$1.62	\$5.70	\$0.49	\$0.87	\$27.47
<i>Hard to Service - Recycling Area</i>							
Regular	\$30.38	\$23.81	\$2.05	\$5.70	\$0.49	\$0.87	\$32.92
Senior	\$27.27	\$20.70	\$1.78	\$5.70	\$0.49	\$0.87	\$29.54
<i>Hard to Service - Non- Recycling Area</i>							
Regular	\$26.72	\$20.15	\$1.73	\$5.70	\$0.49	\$0.87	\$28.94
Senior	\$24.18	\$17.61	\$1.51	\$5.70	\$0.49	\$0.87	\$26.18
<i>Special Pick-up (other than regular day)</i>							
Regular	\$13.91	\$8.21	\$0.71	\$5.70	\$0.49	\$0.00	\$15.11
Hard to service	\$25.45	\$19.75	\$1.70	\$5.70	\$0.49	\$0.00	\$27.64

Residential AD Organics Implemented \$3.55 \$2.29 \$0.20 \$0.00 \$0.00 \$1.26 \$3.75

**Other Residential Services**

<i>Excess amount (can equivalents)</i>							
30 Gallon	\$2.43	\$2.43	\$0.21				\$2.64
60 Gallon	\$4.89	\$4.89	\$0.42				\$5.31
90 Gallon	\$7.30	\$7.30	\$0.63				\$7.93
Extra Cart	90 Gallon	\$7.16	\$7.16	\$0.62			\$7.78
Green Waste	90 Gallon	\$5.01	\$5.01	\$0.43			\$5.44
Extra trash container		\$9.75	\$9.75	\$0.84			\$10.59
Extra green waste container		\$6.09	\$6.09	\$0.52			\$6.61
Extra recycle container		\$1.82	\$1.82	\$0.16			\$1.98
Bulky Item Collection		\$25.84	\$25.84	\$2.22			\$28.06
Extra Pickup ON service day		\$12.40	\$12.40	\$1.07			\$13.47
Extra Pickup OFF service day		\$30.99	\$30.99	\$2.67			\$33.66
Residential clean-up		\$137.76	\$137.76	\$11.85			\$149.61 per hour
Extra Organic Kitchen Food Pail		\$7.63	\$7.63	\$0.66			\$8.29

**Commercial bin service - size (yd) / frequency**

1.5	1 x wk	\$101.24	\$85.17	\$7.32	\$16.07	\$1.38	N/A	\$109.94
	2 x wk	\$194.37	\$162.26	\$13.95	\$32.11	\$2.76	N/A	\$211.08
	3 x wk	\$287.53	\$239.37	\$20.59	\$48.16	\$4.14	N/A	\$312.26
	4 x wk	\$380.69	\$316.48	\$27.22	\$64.21	\$5.52	N/A	\$413.43
	5 x wk	\$473.87	\$393.58	\$33.85	\$80.29	\$6.90	N/A	\$514.62
	6 x wk	\$567.17	\$470.83	\$40.49	\$96.34	\$8.29	N/A	\$615.95
Additional Container		\$101.24	\$85.17	\$7.32	\$16.07	\$1.38	N/A	\$109.94
2	1 x wk	\$121.67	\$100.26	\$8.62	\$21.41	\$1.84	N/A	\$132.13
	2 x wk	\$228.47	\$185.66	\$15.97	\$42.81	\$3.68	N/A	\$248.12
	3 x wk	\$335.26	\$271.05	\$23.31	\$64.21	\$5.52	N/A	\$364.09
	4 x wk	\$442.09	\$356.46	\$30.66	\$85.63	\$7.36	N/A	\$480.11
	5 x wk	\$548.89	\$441.85	\$38.00	\$107.04	\$9.21	N/A	\$596.10
	6 x wk	\$655.67	\$532.58	\$45.80	\$123.09	\$10.59	N/A	\$712.06
Additional Container		\$121.67	\$100.26	\$8.62	\$21.41	\$1.84	N/A	\$132.13
3	1 x wk	\$153.33	\$121.22	\$10.43	\$32.11	\$2.76	N/A	\$166.52
	2 x wk	\$285.83	\$221.62	\$19.06	\$64.21	\$5.52	N/A	\$310.41
	3 x wk	\$418.36	\$322.03	\$27.69	\$96.33	\$8.28	N/A	\$454.33
	4 x wk	\$550.90	\$422.45	\$36.33	\$128.45	\$11.05	N/A	\$598.28
	5 x wk	\$683.41	\$522.86	\$44.97	\$160.55	\$13.81	N/A	\$742.19
	6 x wk	\$816.09	\$623.43	\$53.61	\$192.66	\$16.57	N/A	\$886.27
Additional Container		\$153.31	\$121.20	\$10.42	\$32.11	\$2.76	N/A	\$166.49

**Additional Pick-ups**

1.5	On Route	\$35.64	\$31.94	\$2.75	\$3.70	\$0.32	N/A	\$38.71
2	On Route	\$41.11	\$36.17	\$3.11	\$4.94	\$0.42	N/A	\$44.64
3	On Route	\$44.88	\$37.47	\$3.22	\$7.41	\$0.64	N/A	\$48.74
1.5	Special	\$52.39	\$48.69	\$4.19	\$3.70	\$0.32	N/A	\$56.90
2	Special	\$58.81	\$53.87	\$4.63	\$4.94	\$0.42	N/A	\$63.86
3	Special	\$58.86	\$51.45	\$4.42	\$7.41	\$0.64	N/A	\$63.92

**Commercial Bins - Hard to Service**

1.5	1 x wk	\$219.92	\$203.85	\$17.53	\$16.07	\$1.38	N/A	\$238.83
	2 x wk	\$442.27	\$410.16	\$35.27	\$32.11	\$2.76	N/A	\$480.30
	3 x wk	\$659.17	\$611.01	\$52.55	\$48.16	\$4.14	N/A	\$715.86

COUNTY OF RIVERSIDE

AREA 7 2022 PRICE ADJUSTMENT

Tip Fee Increase 8.60%  
 Fuel Surcharge 0.00%  
 CPI 8.60%

		Service Component		
		Previous Rate	Prior Service	Adjustment to Service
1	4 x wk	\$876.08	\$811.87	\$69.82
	5 x wk	\$1,093.01	\$1,012.72	\$87.09
	6 x wk	\$1,313.26	\$1,216.92	\$104.66
Additional Container		\$219.92	\$203.85	\$17.53
2	1 x wk	\$240.14	\$218.73	\$18.81
	2 x wk	\$475.69	\$432.88	\$37.23
	3 x wk	\$705.79	\$641.58	\$55.18
	4 x wk	\$935.94	\$850.31	\$73.13
	5 x wk	\$1,166.07	\$1,059.03	\$91.08
	6 x wk	\$1,396.20	\$1,267.75	\$109.03
Additional Container		\$240.14	\$218.73	\$18.81
3	1 x wk	\$274.58	\$242.47	\$20.85
	2 x wk	\$536.85	\$472.64	\$40.65
	3 x wk	\$793.14	\$696.81	\$59.93
	4 x wk	\$1,049.43	\$920.98	\$79.20
	5 x wk	\$1,305.68	\$1,145.13	\$98.48
	6 x wk	\$1,562.38	\$1,369.72	\$117.80
Additional Container		\$274.58	\$242.47	\$20.85

Prior Landfill	Adjustment to Landfill	Extraordinary See Support Document	Adjusted Total
\$80.29	\$6.90	N/A	\$87.19
\$96.34	\$8.29	N/A	\$104.63
\$16.07	\$1.38	N/A	\$17.45
\$21.41	\$1.84	N/A	\$23.25
\$42.81	\$3.68	N/A	\$46.49
\$64.21	\$5.52	N/A	\$69.73
\$85.63	\$7.36	N/A	\$92.99
\$107.04	\$9.21	N/A	\$116.25
\$128.45	\$11.05	N/A	\$139.50
\$21.41	\$1.84	N/A	\$23.25
\$32.11	\$2.76	N/A	\$34.87
\$64.21	\$5.52	N/A	\$69.73
\$96.33	\$8.28	N/A	\$104.61
\$128.45	\$11.05	N/A	\$139.50
\$160.55	\$13.81	N/A	\$174.36
\$192.66	\$16.57	N/A	\$209.23
\$32.11	\$2.76	N/A	\$34.87

Commercial recycle bin service - size (yd) / frequency

(Part of bundled service)

96 Gal Cart	1 x wk	\$53.91	\$53.91	\$4.84
	2 x wk	\$107.83	\$107.83	\$9.27
	3 x wk	\$161.73	\$161.73	\$13.91
	4 x wk	\$215.64	\$215.64	\$18.54
	5 x wk	\$269.56	\$269.56	\$23.18
	6 x wk	\$323.45	\$323.45	\$27.82
2	1 x wk	\$61.95	\$61.95	\$5.33
	2 x wk	\$123.91	\$123.91	\$10.66
	3 x wk	\$185.86	\$185.86	\$15.98
	4 x wk	\$247.80	\$247.80	\$21.31
	5 x wk	\$309.76	\$309.76	\$26.64
	6 x wk	\$371.72	\$371.72	\$31.97
3	1 x wk	\$78.11	\$78.11	\$6.72
	2 x wk	\$156.23	\$156.23	\$13.44
	3 x wk	\$234.35	\$234.35	\$20.15
	4 x wk	\$312.52	\$312.52	\$26.88
	5 x wk	\$390.61	\$390.61	\$33.59
	6 x wk	\$468.86	\$468.86	\$40.32
Each Additional Pickup		\$69.04	\$69.04	\$5.94

\$0.00	\$0.00	N/A	\$58.55
\$0.00	\$0.00	N/A	\$117.10
\$0.00	\$0.00	N/A	\$175.64
\$0.00	\$0.00	N/A	\$234.18
\$0.00	\$0.00	N/A	\$292.74
\$0.00	\$0.00	N/A	\$351.27
\$0.00	\$0.00	N/A	\$67.28
\$0.00	\$0.00	N/A	\$134.57
\$0.00	\$0.00	N/A	\$201.84
\$0.00	\$0.00	N/A	\$269.11
\$0.00	\$0.00	N/A	\$336.40
\$0.00	\$0.00	N/A	\$403.69
\$0.00	\$0.00	N/A	\$64.83
\$0.00	\$0.00	N/A	\$129.67
\$0.00	\$0.00	N/A	\$194.50
\$0.00	\$0.00	N/A	\$259.34
\$0.00	\$0.00	N/A	\$324.18
\$0.00	\$0.00	N/A	\$389.02
\$0.00	\$0.00	N/A	\$453.86
\$0.00	\$0.00	N/A	\$74.98

Commercial compacted bin service - size (yd) / frequency (2.5 x commercial rate)

3	1 x wk	\$383.35	\$287.03	\$24.68
	2 x wk	\$714.65	\$521.98	\$44.89
	3 x wk	\$1,045.96	\$756.99	\$65.10
	4 x wk	\$1,377.31	\$991.99	\$85.31
	5 x wk	\$1,708.59	\$1,226.94	\$105.52
	6 x wk	\$2,040.36	\$1,462.37	\$125.76
Each Additional Pickup Compacted		\$172.59	\$127.59	\$14.84

\$96.32	\$8.28	N/A	\$416.31
\$192.67	\$16.57	N/A	\$776.11
\$289.97	\$24.85	N/A	\$1,135.91
\$385.32	\$33.14	N/A	\$1,495.76
\$481.65	\$41.42	N/A	\$1,855.53
\$577.99	\$49.71	N/A	\$2,215.83
\$0.00	\$0.00	N/A	\$187.43

Each Additional Pickup Compacted

Commercial Organics Rates - Food (Carts and Bin)

64 Gal Cart	1 x wk	\$55.01	\$29.76	\$2.56
	2 x wk	\$110.03	\$59.54	\$5.12
	3 x wk	\$165.03	\$89.29	\$7.68
	4 x wk	\$220.04	\$119.06	\$10.24
	5 x wk	\$275.06	\$148.83	\$12.80
	6 x wk	\$330.05	\$178.59	\$15.36
Each Additional Pickup		\$54.97	\$54.97	\$4.73
2 YD	1 x wk	\$223.87	\$100.26	\$8.62
	2 x wk	\$447.75	\$200.54	\$17.25
	3 x wk	\$671.60	\$300.78	\$25.87
	4 x wk	\$895.48	\$401.05	\$34.49
	5 x wk	\$1,119.35	\$501.32	\$43.11
	6 x wk	\$1,343.22	\$601.58	\$51.74

\$25.25	\$2.17	N/A	\$59.74
\$50.49	\$4.34	N/A	\$119.49
\$75.74	\$6.51	N/A	\$179.22
\$100.98	\$8.68	N/A	\$238.96
\$126.23	\$10.86	N/A	\$298.72
\$151.46	\$13.03	N/A	\$358.44
\$0.00	\$0.00	N/A	\$59.70
\$123.61	\$10.63	N/A	\$243.12
\$247.21	\$21.26	N/A	\$486.26
\$370.82	\$31.89	N/A	\$729.36
\$494.43	\$42.52	N/A	\$972.49
\$618.03	\$53.15	N/A	\$1,215.61
\$741.64	\$63.78	N/A	\$1,458.74

Commercial Organics Rates - Non-Food

2 YD	1 x wk	\$170.89	\$100.26	\$8.62
	2 x wk	\$341.82	\$200.54	\$17.25
	3 x wk	\$512.69	\$300.78	\$25.87
	4 x wk	\$683.62	\$401.05	\$34.49
	5 x wk	\$854.51	\$501.32	\$43.11
	6 x wk	\$1,025.43	\$601.58	\$51.74
Each Additional Pickup (Bin Service)		\$69.04	\$69.04	\$5.94
Organics contamination fee		\$47.37	\$47.37	\$4.07

\$70.63	\$6.07	N/A	\$185.58
\$141.28	\$12.15	N/A	\$371.22
\$211.91	\$18.22	N/A	\$556.78
\$282.57	\$24.30	N/A	\$742.41
\$353.19	\$30.37	N/A	\$927.99
\$423.85	\$36.45	N/A	\$1,113.62
\$0.00	\$0.00	N/A	\$74.98
\$0.00	\$0.00	N/A	\$51.44

Roll-off rates:

New Roll-off Delivery	\$81.59	\$81.59	\$7.02
15	\$523.64	\$223.64	\$19.23
30	\$453.73	\$273.73	\$23.54
36	\$512.59	\$332.59	\$28.60

Deposit

\$300.00	\$88.61	
\$180.00	\$542.87	per pull plus disposal
\$160.00	\$477.27	per pull plus disposal
\$160.00	\$541.19	per pull plus disposal

COUNTY OF RIVERSIDE

AREA 7 2022 PRICE ADJUSTMENT

Tip Fee Increase 8.60%  
 Fuel Surcharge 0.00%  
 CPI 8.60%

Previous Rate	Service Component	
	Prior Service	Adjustment to Service

Prior Landfill	Adjustment to Landfill	See Support Document	Adjusted Total

Regular Roll-off account/Haul Rate 10 Cu Yd	\$223.64	\$223.64	\$19.23				\$242.87	per pull plus disposal
Regular Roll-off account/Haul Rate 40 Cu Yd	\$332.59	\$332.59	\$28.60				\$361.19	per pull plus disposal
Roll-Off Redelivery	\$79.21	\$79.21	\$6.81				\$86.02	
Roll-off Delinquent Acct container removal fee/each	\$57.90	\$57.90	\$4.98				\$62.88	
Roll-off Delinquent Acct container redelivery fee/each	\$57.90	\$57.90	\$4.98				\$62.88	
Demurage	\$13.29	\$13.29	\$1.14				\$14.43	Each day over 7
Stand-by time	\$38.34	\$38.34	\$3.30				\$41.64	
Request to move	\$38.34	\$38.34	\$3.30				\$41.64	
Sorting Fee	\$38.34	\$38.34	\$3.30				\$41.64	first 1/2 hour
(remove trash from yard waste or metal roll-off)	\$76.64	\$76.64	\$6.59				\$83.23	each add'l hour
Roll-off False Run	\$79.21	\$79.21	\$6.81				\$86.02	
Roll-off Relocation	\$79.21	\$79.21	\$6.81				\$86.02	
Roll-off Compactor Haul Rate	\$431.96	\$431.96	\$37.15				\$469.11	
Roll-off Compactor Steam Clean	\$222.54	\$222.54	\$19.14				\$241.68	
<b>Organics:</b>								
Roll-off 40 yard - food and other organics	\$268.38	\$268.38	\$23.08				\$291.46	
Compactors - food and other organics	\$268.38	\$268.38	\$23.08				\$291.46	
Processing rate per ton	\$81.56			\$81.56	\$7.01		\$88.57	
<b>Temporary bin service</b>								
3 Cu. Yd One week - one empty	\$75.53	\$67.50	\$5.81	\$8.03	\$0.69		\$82.03	bin exchange
Temp Bin Demurage - Each Day over 7	\$2.24	\$2.24	\$0.19				\$2.43	
Temp Bin Container Delivery	\$43.94	\$43.94	\$3.78				\$47.72	
Temp Bin Container Relocation	\$48.79	\$48.79	\$4.20				\$52.99	
One week - one empty	\$73.04	\$73.04	\$6.28				\$79.32	
Each additional pick-up	\$73.04	\$73.04	\$6.28				\$79.32	
Moving bin to different location	\$33.22	\$33.22	\$2.86				\$36.08	
Locking Lids	\$36.54	\$36.54	\$3.14				\$39.68	per month
Commercial Container Delivery	\$42.66	\$42.66	\$3.67				\$46.33	
Commercial Container Redelivery Delinquency fee / each	\$42.66	\$42.66	\$3.67				\$46.33	
Commercial Container Removal Delinquency fee / each	\$42.66	\$42.66	\$3.67				\$46.33	
Commercial Container Exchange	\$78.95	\$78.95	\$6.79				\$85.74	
Commercial Container Return Srvc/Pickup fee	\$52.94	\$52.94	\$4.55				\$57.49	
Commercial Container Relocation	\$47.37	\$47.37	\$4.07				\$51.44	
Commercial Container Dump on-site	\$67.02	\$67.02	\$5.76				\$72.78	
Residential Container Redelivery	\$30.48	\$30.48	\$2.62				\$33.10	
Locking Container / monthly fee	\$12.55	\$12.55	\$1.08				\$13.63	per month
Account Setup Residential & Commercial	\$30.08	\$30.08	\$2.59				\$32.67	
Commercial Recycle Bin Contamination	\$80.86	\$80.86	\$6.95				\$87.81	
Commercial Bin Overage	\$46.19	\$46.19	\$3.97				\$50.16	
Commercial Bear Proof Bin Fee - per month	\$40.45	\$40.45	\$3.48				\$43.93	
Commercial Scout Service - Each Occurrence	\$33.22	\$33.22	\$2.86				\$36.08	
Commercial Bulky Item Collection - Each Item	\$25.84	\$25.84	\$2.22				\$28.06	
Tax Assessment Fee	\$35.04	\$35.04	\$3.01				\$38.05	

COUNTY OF RIVERSIDE

AREA 9 2022 PRICE ADJUSTMENT

Tip Fee Increase 8.60%  
 Fuel Surcharge 0.00%  
 CPI 8.60%

**Residential Services**

**Non- Comprehensive Collection**

	Previous Rate	Service Component		Landfill Component		Extraordinary	Adjusted Total
		Prior Service	Adjustment to Service	Prior Landfill	Adjustment to Landfill	See Support Document	
Regular	\$0.00	\$0.00	\$0.00	\$0.00	\$0.00	\$0.00	\$0.00
Senior	\$0.00	\$0.00	\$0.00	\$0.00	\$0.00	\$0.00	\$0.00
<i>Hard to Service - Non- Recycling Area</i>							
Regular	\$0.00	\$0.00	\$0.00	\$0.00	\$0.00	\$0.00	\$0.00
Senior	\$0.00	\$0.00	\$0.00	\$0.00	\$0.00	\$0.00	\$0.00
<i>Disabled</i>							
Walk in service	\$0.00	\$0.00	\$0.00	\$0.00	\$0.00	\$0.00	\$0.00
Drive-in service	\$0.00	\$0.00	\$0.00	\$0.00	\$0.00	\$0.00	\$0.00

**Comprehensive Collection**

Regular	\$24.91	\$18.45	\$1.59	\$5.59	\$0.48	\$0.87	\$26.98
Senior	\$22.56	\$16.10	\$1.38	\$5.59	\$0.48	\$0.87	\$24.42
<i>Hard to Service - Non- Recycling Area</i>							
Regular	\$25.83	\$19.37	\$1.67	\$5.59	\$0.48	\$0.87	\$27.98
Senior	\$23.08	\$16.62	\$1.43	\$5.59	\$0.48	\$0.87	\$24.99
<i>Disabled</i>							
Walk in service	\$27.18	\$20.72	\$1.78	\$5.59	\$0.48	\$0.87	\$29.44
Drive-in service	\$29.00	\$22.54	\$1.94	\$5.59	\$0.48	\$0.87	\$31.42

Residential AD Organics Not implemented \$3.55 \$2.29 \$0.20 \$0.00 \$0.00 \$1.26 \$3.75 Not implemented

**Other Residential Services**

Excess rate ( Over 3 cans or Bags)

Per 32 gallon can or equivalent in Bags	\$1.29	\$1.29	\$0.11				\$1.40
Bundled branches 2x4 - per bundle	\$0.87	\$0.87	\$0.07				\$0.94
Extra trash container	\$9.75	\$9.75	\$0.84				\$10.59
Extra green waste container	\$6.09	\$6.09	\$0.52				\$6.61
Extra recycle container	\$1.82	\$1.82	\$0.16				\$1.98
Bulky Item Collection	\$25.83	\$25.83	\$2.22				\$28.05
Extra Pickup ON service day	\$12.40	\$12.40	\$1.07				\$13.47
Extra Pickup OFF service day	\$30.99	\$30.99	\$2.67				\$33.66
Residential clean-up	\$137.76	\$137.76	\$11.85				\$149.61 per hour
Special Pick-up other than regular day	\$0.00		\$0.00				
Regular	\$13.77	\$13.77	\$1.18				\$14.95
Hard to service	\$25.83	\$25.83	\$2.22				\$28.05

**Commercial bin service - size (yd) / frequency**

	Previous Rate	Service Component		Landfill Component		Adjusted Total		
		Prior Service	Adjustment to Service	Prior Landfill	Adjustment to Landfill			
1.5	1 x wk	\$91.46	\$74.45	\$6.40	\$17.01	\$1.46	N/A	\$99.32
	2 x wk	\$182.91	\$148.92	\$12.81	\$33.99	\$2.92	N/A	\$198.64
	3 x wk	\$274.40	\$223.39	\$19.21	\$51.01	\$4.39	N/A	\$298.00
	4 x wk	\$365.86	\$297.84	\$25.61	\$68.02	\$5.85	N/A	\$397.32
	5 x wk	\$457.31	\$372.29	\$32.02	\$85.02	\$7.31	N/A	\$496.64
	6 x wk	\$548.90	\$446.87	\$38.43	\$102.03	\$8.77	N/A	\$596.10
Additional Container		\$91.46	\$74.45	\$6.40	\$17.01	\$1.46	N/A	\$99.32
3	1 x wk	\$140.47	\$106.48	\$9.16	\$33.99	\$2.92	N/A	\$152.55
	2 x wk	\$253.38	\$185.36	\$15.94	\$68.02	\$5.85	N/A	\$275.17
	3 x wk	\$366.28	\$264.25	\$22.73	\$102.01	\$8.77	N/A	\$397.76
	4 x wk	\$479.17	\$343.13	\$29.51	\$136.04	\$11.70	N/A	\$520.38
	5 x wk	\$592.07	\$422.03	\$36.29	\$170.04	\$14.62	N/A	\$642.98
	6 x wk	\$732.71	\$528.67	\$45.47	\$204.04	\$17.55	N/A	\$795.73
Additional Container		\$140.47	\$106.48	\$9.16	\$33.99	\$2.92	N/A	\$152.55
4	1 x wk	\$183.83	\$138.48	\$11.91	\$45.35	\$3.90	N/A	\$199.64
	2 x wk	\$327.59	\$236.89	\$20.37	\$90.70	\$7.80	N/A	\$355.76
	3 x wk	\$471.35	\$335.31	\$28.84	\$136.04	\$11.70	N/A	\$511.89
	4 x wk	\$615.08	\$433.72	\$37.30	\$181.36	\$15.60	N/A	\$667.98
	5 x wk	\$758.81	\$532.10	\$45.76	\$226.71	\$19.50	N/A	\$824.07
	6 x wk	\$942.66	\$670.59	\$57.67	\$272.07	\$23.40	N/A	\$1,023.73
Additional Container		\$183.83	\$138.48	\$11.91	\$45.35	\$3.90	N/A	\$199.64

**Additional Pick-ups**

Compacted	1.5	On Route	\$35.94	\$32.01	\$2.75	\$3.93	\$0.34	N/A	\$39.03
	3	On Route	\$57.89	\$50.05	\$4.30	\$7.84	\$0.67	N/A	\$62.86
	3 C	On Route	\$47.16	\$35.38	\$3.04	\$11.78	\$1.01	N/A	\$51.21
	4	On Route	\$47.07	\$31.37	\$2.70	\$15.70	\$1.35	N/A	\$51.12
Compacted	1.5	Special	\$50.91	\$31.27	\$2.69	\$19.64	\$1.69	N/A	\$55.29
	3	Special	\$59.32	\$35.39	\$4.76	\$3.93	\$0.34	N/A	\$64.42
	3 C	Special	\$65.98	\$58.14	\$5.00	\$7.84	\$0.67	N/A	\$71.65
	4	Special	\$62.12	\$46.42	\$3.99	\$15.70	\$1.35	N/A	\$67.46

**Commercial Bins - Hard to Service**

1 x wk	\$233.66	\$216.65	\$18.63	\$17.01	\$1.46	N/A	\$253.75
2 x wk	\$467.35	\$433.36	\$37.27	\$33.99	\$2.92	N/A	\$507.54

COUNTY OF RIVERSIDE

AREA 9 2022 PRICE ADJUSTMENT

Tip Fee Increase 8.60%  
 Fuel Surcharge 0.00%  
 CPI 8.60%

		Previous Rate	Service Component		Landfill Component		Extraordinary	Adjusted Total
			Prior Service	Adjustment to Service	Prior Landfill	Adjustment to Landfill	See Support Document	
1.5	3 x wk	\$701.07	\$650.06	\$55.91	\$51.01	\$4.39	N/A	\$761.37
	4 x wk	\$934.75	\$886.73	\$74.54	\$68.02	\$5.85	N/A	\$1,015.14
	5 x wk	\$1,168.41	\$1,093.39	\$93.17	\$85.02	\$7.31	N/A	\$1,268.89
	6 x wk	\$1,402.49	\$1,300.46	\$111.84	\$102.03	\$8.77	N/A	\$1,523.10
Additional Container		\$233.66	\$216.65	\$18.63	\$17.01	\$1.46	N/A	\$253.75
3	1 x wk	\$294.48	\$260.49	\$22.40	\$33.99	\$2.92	N/A	\$319.80
	2 x wk	\$561.40	\$493.36	\$42.43	\$68.02	\$5.85	N/A	\$609.68
	3 x wk	\$828.29	\$726.28	\$62.46	\$102.01	\$8.77	N/A	\$899.52
	4 x wk	\$1,095.18	\$959.14	\$82.49	\$136.04	\$11.70	N/A	\$1,189.37
	5 x wk	\$1,362.08	\$1,192.04	\$102.52	\$170.04	\$14.62	N/A	\$1,479.22
	6 x wk	\$1,629.45	\$1,425.41	\$122.59	\$204.04	\$17.65	N/A	\$1,769.59
Additional Container		\$294.48	\$260.49	\$22.40	\$33.99	\$2.92	N/A	\$319.80

Additional Pick-ups

1.5	Special	\$50.91	\$31.27	\$2.69	\$19.64	\$1.69	N/A	\$55.29
3	Special	\$59.32	\$55.39	\$4.76	\$3.93	\$0.34	N/A	\$64.42

Commercial recycle bin service - size (yd) / frequency

(Part of bundled service)

96 Gal Cart	1 x wk	\$53.91	\$53.91	\$4.54	\$0.00	\$0.00	N/A	\$58.55
	2 x wk	\$107.82	\$107.82	\$9.27	\$0.00	\$0.00	N/A	\$117.09
	3 x wk	\$161.72	\$161.72	\$13.91	\$0.00	\$0.00	N/A	\$175.63
	4 x wk	\$215.62	\$215.62	\$18.54	\$0.00	\$0.00	N/A	\$234.16
	5 x wk	\$269.54	\$269.54	\$23.18	\$0.00	\$0.00	N/A	\$292.72
	6 x wk	\$323.43	\$323.43	\$27.81	\$0.00	\$0.00	N/A	\$351.24
3	1 x wk	\$70.45	\$70.45	\$6.06	\$0.00	\$0.00	N/A	\$76.51
	2 x wk	\$127.10	\$127.10	\$10.93	\$0.00	\$0.00	N/A	\$138.03
	3 x wk	\$183.74	\$183.74	\$15.80	\$0.00	\$0.00	N/A	\$199.54
	4 x wk	\$240.37	\$240.37	\$20.67	\$0.00	\$0.00	N/A	\$261.04
	5 x wk	\$297.01	\$297.01	\$25.54	\$0.00	\$0.00	N/A	\$322.55
	6 x wk	\$353.65	\$353.65	\$30.41	\$0.00	\$0.00	N/A	\$384.06
Each Additional Pickup		\$69.04	\$69.04	\$5.94	\$0.00	\$0.00	N/A	\$74.98

Commercial compacted bin service - size (yd) / frequency (2.5 x commercial rate)

Each Additional Pickup - 2.3

Commercial Organics Rates - Food (Carts and Bin)

2	1 x wk	\$228.67	\$177.64	\$15.28	\$51.03	\$4.39	N/A	\$248.34
	2 x wk	\$457.33	\$355.33	\$30.56	\$102.00	\$8.77	N/A	\$496.66
	3 x wk	\$686.01	\$532.98	\$45.84	\$153.03	\$13.16	N/A	\$745.01
	4 x wk	\$914.66	\$710.61	\$61.11	\$204.05	\$17.55	N/A	\$993.32
	5 x wk	\$1,143.34	\$888.29	\$76.39	\$255.05	\$21.93	N/A	\$1,241.66
	6 x wk	\$1,372.33	\$1,066.22	\$91.69	\$306.11	\$26.33	N/A	\$1,490.35
3	1 x wk	\$351.24	\$249.24	\$21.43	\$102.00	\$8.77	N/A	\$381.44
	2 x wk	\$633.48	\$429.43	\$36.93	\$204.05	\$17.55	N/A	\$687.96
	3 x wk	\$915.75	\$609.70	\$52.43	\$306.05	\$26.32	N/A	\$994.50
	4 x wk	\$1,197.98	\$789.90	\$67.93	\$408.08	\$35.09	N/A	\$1,301.00
	5 x wk	\$1,480.25	\$970.15	\$83.43	\$510.10	\$43.87	N/A	\$1,607.55
	6 x wk	\$1,831.88	\$1,219.78	\$104.90	\$612.10	\$52.64	N/A	\$1,989.42
Each Additional Pickup		\$172.59	\$172.59	\$14.84	\$0.00	\$0.00	N/A	\$187.43

Each Additional Pickup

Commercial Organics Rates - Non-Food

64 Gal Cart	1 x wk	\$55.01	\$29.76	\$2.56	\$25.25	\$2.17	N/A	\$59.74
	2 x wk	\$110.03	\$59.54	\$5.12	\$50.49	\$4.34	N/A	\$119.49
	3 x wk	\$165.03	\$89.29	\$7.68	\$75.74	\$6.51	N/A	\$179.22
	4 x wk	\$220.04	\$119.06	\$10.24	\$100.98	\$8.68	N/A	\$238.96
	5 x wk	\$275.06	\$148.83	\$12.80	\$126.23	\$10.86	N/A	\$298.72
	6 x wk	\$330.05	\$178.59	\$15.36	\$151.46	\$13.03	N/A	\$358.44
Each Additional Pickup		\$54.97	\$54.97	\$4.73	\$0.00	\$0.00	N/A	\$59.70
2 YD	1 x wk	\$198.06	\$74.45	\$6.40	\$123.61	\$10.63	N/A	\$215.09
	2 x wk	\$396.11	\$148.90	\$12.81	\$247.21	\$21.26	N/A	\$430.18
	3 x wk	\$594.18	\$223.36	\$19.21	\$370.82	\$31.89	N/A	\$645.28
	4 x wk	\$792.23	\$297.80	\$25.61	\$494.43	\$42.52	N/A	\$860.36
	5 x wk	\$990.28	\$372.25	\$32.01	\$618.03	\$53.15	N/A	\$1,075.44
	6 x wk	\$1,188.35	\$446.71	\$38.42	\$741.64	\$63.78	N/A	\$1,290.55

Each Additional Pickup (Bin Service)

Organics contamination fee

2 YD	1 x wk	\$145.08	\$74.45	\$6.40	\$70.63	\$6.07	N/A	\$157.55
	2 x wk	\$290.18	\$148.90	\$12.81	\$141.28	\$12.15	N/A	\$315.14
	3 x wk	\$435.27	\$223.36	\$19.21	\$211.91	\$18.22	N/A	\$472.70
	4 x wk	\$580.37	\$297.80	\$25.61	\$282.57	\$24.30	N/A	\$630.28
	5 x wk	\$725.44	\$372.25	\$32.01	\$353.19	\$30.37	N/A	\$787.82
	6 x wk	\$870.56	\$446.71	\$38.42	\$423.85	\$36.45	N/A	\$945.43
Each Additional Pickup (Bin Service)		\$69.04	\$69.04	\$5.94	\$0.00	\$0.00	N/A	\$74.98
Organics contamination fee		\$49.08	\$49.08	\$4.22	\$0.00	\$0.00	N/A	\$53.30

Roll-off rates:

Roll-off Delivery

15	\$81.59	\$81.59	\$7.02	\$365.52	\$31.43	\$88.61	per pull plus disposal
30	\$595.98	\$230.46	\$19.82	\$365.52	\$31.43	\$728.33	per pull plus disposal
36	\$670.66	\$305.14	\$26.24	\$365.52	\$31.43	\$767.84	per pull plus disposal

Roll-off Redelivery

Roll-off Delinquent Acct container removal fee/each	\$79.21	\$79.21	\$6.81			\$86.02	
Roll-off Delinquent Acct container removal fee/each	\$57.90	\$57.90	\$4.98			\$62.88	
Roll-off Delinquent Acct container redelivery fee/each	\$79.21	\$79.21	\$6.81			\$86.02	
Roll-off Delinquent Acct container redelivery fee/each	\$57.90	\$57.90	\$4.98			\$62.88	
Demurrage	\$13.77	\$13.77	\$1.18			\$14.95	Each day over 7

COUNTY OF RIVERSIDE

AREA 9 2022 PRICE ADJUSTMENT

Tip Fee Increase 8.60%  
 Fuel Surcharge 0.00%  
 CPI 8.60%

	Previous Rate	Service Component		Landfill Component		Extraordinary	Adjusted Total
		Prior Service	Adjustment to Service	Prior Landfill	Adjustment to Landfill	See Support Document	
Stand-by time	\$40.58	\$40.58	\$3.49				\$44.07
Request to move	\$40.58	\$40.58	\$3.49				\$44.07
Sorting Fee (remove trash from yard waste or metal roll-off)	\$40.58	\$40.58	\$3.49				\$44.07
Roll-off False Run	\$81.15	\$81.15	\$6.98				\$88.13
Roll-off Relocation	\$79.21	\$79.21	\$6.81				\$86.02
Roll-off Compactor Haul Rate	\$403.97	\$403.97	\$34.74				\$438.71
Roll-off Compactor Steam Clean	\$222.54	\$222.54	\$19.14				\$241.68
<b>Organics:</b>							
Roll-off 40 yard - food and other organics	\$341.52	\$341.52	\$29.37	\$0.00	\$0.00		\$370.89
Compactors - food and other organics	\$341.52	\$341.52	\$29.37	\$0.00	\$0.00		\$370.89
Processing rate per ton	\$81.56	\$0.00	\$0.00	\$81.56	\$7.01		\$88.57
<b>Temporary bin service</b>							
3 Cu. Yd One week - one empty	\$75.15	\$71.22	\$6.12	\$3.93	\$0.34		\$81.61
Temp Bin Demurrage - Each Day over 7	\$2.18	\$2.18	\$0.19				\$2.37
Temp Bin Container Delivery	\$42.66	\$42.66	\$3.67				\$46.33
Temp Bin Container Relocation	\$47.37	\$47.37	\$4.07				\$51.44
Each additional pick-up	\$57.41	\$53.48	\$4.60	\$3.93	\$0.34		\$62.35
One week - one empty	\$76.25	\$76.25	\$6.56				\$82.81
Each additional pick-up	\$68.86	\$68.86	\$5.92				\$74.78
Moving bin to different location	\$34.44	\$34.44	\$2.96				\$37.40
Commercial Container Delivery	\$42.66	\$42.66	\$3.67				\$46.33
Commercial Container Redelivery Delinquency fee / each	\$42.66	\$42.66	\$3.67				\$46.33
Commercial Container Removal Delinquency fee / each	\$42.66	\$42.66	\$3.67				\$46.33
Commercial Container Exchange	\$78.95	\$78.95	\$6.79				\$85.74
Commercial Container Return Svc/Pickup fee	\$52.94	\$52.94	\$4.55				\$57.49
Commercial Container Relocation	\$47.37	\$47.37	\$4.07				\$51.44
Commercial Container Dump on-site	\$67.02	\$67.02	\$5.76				\$72.78
Residential Container Redelivery	\$30.48	\$30.48	\$2.62				\$33.10
Locking container / monthly fee	\$12.18	\$12.18	\$1.05				\$13.23
Account Setup Residential & Commercial	\$30.08	\$30.08	\$2.59				\$32.67
Commercial Recycle Bin Contamination	\$80.86	\$80.86	\$6.95				\$87.81
Commercial Bin Overage	\$46.19	\$46.19	\$3.97				\$50.16
Commercial Scout Service - Each Occurrence	\$34.44	\$34.44	\$2.96				\$37.40
Commercial Bulky Item Collection - Each Item	\$25.83	\$25.83	\$2.22				\$28.05
Tax Assessment Fee	\$35.04	\$35.04	\$3.01				\$38.05

first 1/2 hour  
 each add'l hour

Total 1 empty

per month



COUNTY OF RIVERSIDE

AREA 13 2022 PRICE ADJUSTMENT

Tip Fee Increase 8.60%  
 CPI 8.60%

	Previous Rate	Service Component		Landfill Component		Extraordinary	Adjusted Total
		Prior Service	Adjustment to Service	Prior Landfill	Adjustment to Landfill	See Support Document	
<b>Residential Services</b>							
Regular	\$0.00	\$0.00	\$0.00	\$0.00	\$0.00	\$0.00	<b>\$0.00</b>
Senior	\$0.00	\$0.00	\$0.00	\$0.00	\$0.00	\$0.00	<b>\$0.00</b>
<b>Hard to Service</b>							
Regular	\$0.00	\$0.00	\$0.00	\$0.00	\$0.00	\$0.00	<b>\$0.00</b>
Senior	\$0.00	\$0.00	\$0.00	\$0.00	\$0.00	\$0.00	<b>\$0.00</b>
<b>Comprehensive Services</b>							
Regular	\$39.34	\$32.56	\$2.80	\$5.91	\$0.51	\$0.87	<b>\$42.65</b>
Senior	\$36.10	\$29.32	\$2.52	\$5.91	\$0.51	\$0.87	<b>\$39.13</b>
<b>Hard to Service</b>							
Regular	\$42.30	\$35.52	\$3.05	\$5.91	\$0.51	\$0.87	<b>\$45.86</b>
Senior	\$39.08	\$32.30	\$2.78	\$5.91	\$0.51	\$0.87	<b>\$42.37</b>
<b>Desert Center (See below)</b>							
Regular	\$31.84	\$25.06	\$2.16	\$5.91	\$0.51	\$0.87	<b>\$34.51</b>
<b>Ripley/ Mesa Comprehensive</b>							
Regular	\$27.95	\$21.17	\$1.82	\$5.91	\$0.51	\$0.87	<b>\$30.28</b>
Deposit per Cart	\$15.21	\$15.21	\$1.31				<b>\$16.52</b>
Additional cart (per month)	\$5.42	\$5.42	\$0.47				<b>\$5.89</b>
Desert Center Add'l Cart	\$5.40	\$5.40	\$0.46				<b>\$5.86</b>
Extra Pickup ON service day (per set)	\$18.78	\$18.78	\$1.62				<b>\$20.40</b>
Cart Exchange - Burned Cart	\$90.22	\$90.22	\$7.76				<b>\$97.98</b>
Bulky Item Collection - Each Addl Item	\$12.02	\$12.02	\$1.03				<b>\$13.05</b>

**Blythe**

**Commercial bin service - size (yd) / frequency**

Bin Size	Frequency	Previous Rate	Prior Service	Adjustment to Service	Prior Landfill	Adjustment to Landfill	Extraordinary	Adjusted Total
1.5	1 x wk	\$85.85	\$68.51	\$5.89	\$17.34	\$1.49		<b>\$93.23</b>
	2 x wk	\$155.33	\$120.68	\$10.38	\$34.65	\$2.98		<b>\$168.69</b>
	3 x wk	\$224.78	\$172.80	\$14.86	\$51.98	\$4.47		<b>\$244.11</b>
	4 x wk	\$294.29	\$224.96	\$19.35	\$69.33	\$5.96		<b>\$319.60</b>
	5 x wk	\$363.80	\$277.14	\$23.83	\$86.66	\$7.45		<b>\$395.08</b>
2	1 x wk	\$114.44	\$91.33	\$7.85	\$23.11	\$1.99		<b>\$124.28</b>
	2 x wk	\$187.95	\$141.73	\$12.19	\$46.22	\$3.97		<b>\$204.11</b>
	3 x wk	\$263.24	\$193.91	\$16.68	\$69.33	\$5.96		<b>\$285.88</b>
	4 x wk	\$338.53	\$246.08	\$21.16	\$92.45	\$7.95		<b>\$367.64</b>
	5 x wk	\$413.79	\$298.25	\$25.65	\$115.54	\$9.94		<b>\$449.38</b>
3	1 x wk	\$145.11	\$110.46	\$9.50	\$34.65	\$2.98		<b>\$157.59</b>
	2 x wk	\$242.36	\$173.03	\$14.88	\$69.33	\$5.96		<b>\$263.20</b>
	3 x wk	\$339.63	\$235.64	\$20.26	\$103.99	\$8.94		<b>\$368.83</b>
	4 x wk	\$417.77	\$279.12	\$24.00	\$138.65	\$11.92		<b>\$453.69</b>
	5 x wk	\$530.68	\$357.36	\$30.73	\$173.32	\$14.91		<b>\$576.32</b>
4	1 x wk	\$186.64	\$140.42	\$12.08	\$46.22	\$3.97		<b>\$202.69</b>
	2 x wk	\$316.37	\$223.92	\$19.26	\$92.45	\$7.95		<b>\$343.58</b>
	3 x wk	\$446.04	\$307.39	\$26.44	\$138.65	\$11.92		<b>\$484.40</b>
	4 x wk	\$575.71	\$390.84	\$33.61	\$184.87	\$15.90		<b>\$625.22</b>
	5 x wk	\$705.42	\$474.32	\$40.79	\$231.10	\$19.87		<b>\$766.08</b>

**Blythe - Comprehensive**

Bin Size	Frequency	Previous Rate	Prior Service	Adjustment to Service	Prior Landfill	Adjustment to Landfill	Extraordinary	Adjusted Total
1.5	1 x wk	\$82.41	\$65.07	\$5.60	\$17.34	\$1.49		<b>\$89.50</b>
	2 x wk	\$150.74	\$116.09	\$9.98	\$34.65	\$2.98		<b>\$163.70</b>
	3 x wk	\$218.34	\$166.36	\$14.31	\$51.98	\$4.47		<b>\$237.12</b>
	4 x wk	\$285.96	\$216.63	\$18.63	\$69.33	\$5.96		<b>\$310.55</b>
	5 x wk	\$356.44	\$269.78	\$23.20	\$86.66	\$7.45		<b>\$387.09</b>
	1 x wk	\$110.83	\$87.72	\$7.54	\$23.11	\$1.99		<b>\$120.36</b>
	2 x wk	\$182.80	\$136.58	\$11.75	\$46.22	\$3.97		<b>\$198.52</b>

COUNTY OF RIVERSIDE

AREA 13 2022 PRICE ADJUSTMENT

Tip Fee Increase 8.60%  
 CPI 8.60%

		Previous Rate	Service Component		Landfill Component		Extraordinary	Adjusted Total
			Prior Service	Adjustment to Service	Prior Landfill	Adjustment to Landfill	See Support Document	
2	3 x wk	\$256.47	\$187.14	\$16.09	\$69.33	\$5.96		\$278.52
	4 x wk	\$330.11	\$237.66	\$20.44	\$92.45	\$7.95		\$358.50
	5 x wk	\$406.80	\$291.26	\$25.05	\$115.54	\$9.94		\$441.79
3	1 x wk	\$139.56	\$104.91	\$9.02	\$34.65	\$2.98		\$151.56
	2 x wk	\$233.73	\$164.40	\$14.14	\$69.33	\$5.96		\$253.83
	3 x wk	\$327.72	\$223.73	\$19.24	\$103.99	\$8.94		\$355.90
	4 x wk	\$403.83	\$265.18	\$22.81	\$138.65	\$11.92		\$438.56
	5 x wk	\$516.52	\$343.20	\$29.52	\$173.32	\$14.91		\$560.95
4	1 x wk	\$179.63	\$133.41	\$11.47	\$46.22	\$3.97		\$195.07
	2 x wk	\$305.16	\$212.71	\$18.29	\$92.45	\$7.95		\$331.40
	3 x wk	\$430.66	\$292.01	\$25.11	\$138.65	\$11.92		\$467.69
	4 x wk	\$556.17	\$371.30	\$31.93	\$184.87	\$15.90		\$604.00
	5 x wk	\$686.61	\$455.51	\$39.17	\$231.10	\$19.87		\$745.65

Ripley

Commercial bin service - size (yd) / frequency

1.5	1 x wk	\$89.43	\$72.09	\$6.20	\$17.34	\$1.49		\$97.12
	2 x wk	\$155.84	\$121.19	\$10.42	\$34.65	\$2.98		\$169.24
	3 x wk	\$221.83	\$169.85	\$14.61	\$51.98	\$4.47		\$240.91
	4 x wk	\$287.87	\$218.54	\$18.79	\$69.33	\$5.96		\$312.62
	5 x wk	\$353.89	\$267.23	\$22.98	\$86.66	\$7.45		\$384.32
2	1 x wk	\$117.16	\$94.05	\$8.09	\$23.11	\$1.99		\$127.24
	2 x wk	\$187.20	\$140.98	\$12.12	\$46.22	\$3.97		\$203.29
	3 x wk	\$257.29	\$187.96	\$16.16	\$69.33	\$5.96		\$279.41
	4 x wk	\$327.34	\$234.89	\$20.20	\$92.45	\$7.95		\$355.49
	5 x wk	\$397.39	\$281.85	\$24.24	\$115.54	\$9.94		\$431.57
3	1 x wk	\$161.39	\$126.74	\$10.90	\$34.65	\$2.98		\$175.27
	2 x wk	\$269.97	\$200.64	\$17.25	\$69.33	\$5.96		\$293.18
	3 x wk	\$368.98	\$264.99	\$22.79	\$103.99	\$8.94		\$400.71
	4 x wk	\$450.58	\$311.93	\$26.83	\$138.65	\$11.92		\$489.33
	5 x wk	\$531.35	\$358.03	\$30.79	\$173.32	\$14.91		\$577.05
4	1 x wk	\$191.77	\$145.55	\$12.52	\$46.22	\$3.97		\$208.26
	2 x wk	\$298.04	\$205.59	\$17.68	\$92.45	\$7.95		\$323.67
	3 x wk	\$404.24	\$265.59	\$22.84	\$138.65	\$11.92		\$439.00
	4 x wk	\$510.45	\$325.58	\$28.00	\$184.87	\$15.90		\$554.35
	5 x wk	\$616.70	\$385.60	\$33.16	\$231.10	\$19.87		\$669.73
6	1 x wk	\$236.78	\$167.45	\$14.40	\$69.33	\$5.96		\$257.14
	2 x wk	\$360.90	\$222.25	\$19.11	\$138.65	\$11.92		\$391.93
	3 x wk	\$485.05	\$277.07	\$23.83	\$207.98	\$17.89		\$526.77
	4 x wk	\$609.20	\$331.89	\$28.54	\$277.31	\$23.85		\$661.59
	5 x wk	\$733.34	\$386.70	\$33.26	\$346.64	\$29.81		\$796.41

Ripley: Comprehensive

1.5	1 x wk	\$86.21	\$68.87	\$5.92	\$17.34	\$1.49		\$93.62
	2 x wk	\$149.77	\$115.12	\$9.90	\$34.65	\$2.98		\$162.65
	3 x wk	\$213.36	\$161.38	\$13.88	\$51.98	\$4.47		\$231.71
	4 x wk	\$276.94	\$207.61	\$17.85	\$69.33	\$5.96		\$300.75
	5 x wk	\$340.52	\$253.86	\$21.83	\$86.66	\$7.45		\$369.80
2	1 x wk	\$112.46	\$89.35	\$7.68	\$23.11	\$1.99		\$122.13
	2 x wk	\$180.17	\$133.95	\$11.52	\$46.22	\$3.97		\$195.66
	3 x wk	\$247.89	\$178.56	\$15.36	\$69.33	\$5.96		\$269.21
	4 x wk	\$315.59	\$223.14	\$19.19	\$92.45	\$7.95		\$342.73
	5 x wk	\$383.30	\$267.76	\$23.03	\$115.54	\$9.94		\$416.27
3	1 x wk	\$155.04	\$120.39	\$10.35	\$34.65	\$2.98		\$168.37
	2 x wk	\$259.92	\$190.59	\$16.39	\$69.33	\$5.96		\$282.27
	3 x wk	\$355.73	\$251.74	\$21.65	\$103.99	\$8.94		\$386.32
	4 x wk	\$434.99	\$296.34	\$25.49	\$138.65	\$11.92		\$472.40
	5 x wk	\$513.46	\$340.14	\$29.25	\$173.32	\$14.91		\$557.62

COUNTY OF RIVERSIDE

AREA 13 2022 PRICE ADJUSTMENT

Tip Fee Increase 8.60%  
 CPI 8.60%

		Previous Rate	Service Component		Landfill Component		Extraordinary	Adjusted Total
			Prior Service	Adjustment to Service	Prior Landfill	Adjustment to Landfill	See Support Document	
<b>4</b>	1 x wk	\$184.49	\$138.27	\$11.89	\$46.22	\$3.97		<b>\$200.35</b>
	2 x wk	\$287.76	\$195.31	\$16.80	\$92.45	\$7.95		<b>\$312.51</b>
	3 x wk	\$390.95	\$252.30	\$21.70	\$138.65	\$11.92		<b>\$424.57</b>
	4 x wk	\$494.18	\$309.31	\$26.60	\$184.87	\$15.90		<b>\$536.68</b>
	5 x wk	\$597.42	\$366.32	\$31.50	\$231.10	\$19.87		<b>\$648.79</b>
<b>6</b>	1 x wk	\$228.39	\$159.06	\$13.68	\$69.33	\$5.96		<b>\$248.03</b>
	2 x wk	\$349.83	\$211.18	\$18.16	\$138.65	\$11.92		<b>\$379.91</b>
	3 x wk	\$471.20	\$263.22	\$22.64	\$207.98	\$17.89		<b>\$511.73</b>
	4 x wk	\$592.64	\$315.33	\$27.12	\$277.31	\$23.85		<b>\$643.61</b>
	5 x wk	\$714.00	\$367.36	\$31.59	\$346.64	\$29.81		<b>\$775.40</b>

**Desert Center: Regular**

**Commercial bin service - size (yd) / frequency**

<b>1.5</b>	1 x wk	\$85.85	\$68.51	\$5.89	\$17.34	\$1.49		<b>\$93.23</b>
<b>2</b>	1 x wk	\$114.44	\$91.33	\$7.85	\$23.11	\$1.99		<b>\$124.28</b>
<b>3</b>	1 x wk	\$145.11	\$110.46	\$9.50	\$34.65	\$2.98		<b>\$157.59</b>
<b>4</b>	1 x wk	\$186.64	\$140.42	\$12.08	\$46.22	\$3.97		<b>\$202.69</b>

**Desert Center: State Agencies**

<b>3</b>	1 x wk	\$216.20	\$181.55	\$15.61	\$34.65	\$2.98		<b>\$234.79</b>
<b>4</b>	1 x wk	\$256.05	\$209.83	\$18.05	\$46.22	\$3.97		<b>\$278.07</b>

**Desert Center: Comprehensive**

<b>3</b>	1 x wk	\$208.73	\$174.08	\$14.97	\$34.65	\$2.98		<b>\$226.68</b>
<b>4</b>	1 x wk	\$247.67	\$201.45	\$17.32	\$46.22	\$3.97		<b>\$268.96</b>

**Recycling and Organics (Bundled Service)**

**Organics Bin**

<b>2</b>	1 x wk	\$477.29	\$214.78	\$18.47	\$262.51	\$22.58		<b>\$518.34</b>
	2 x wk	\$896.26	\$403.31	\$34.69	\$492.94	\$42.39		<b>\$973.34</b>
	3 x wk	\$1,315.18	\$591.83	\$50.90	\$723.35	\$62.21		<b>\$1,428.29</b>
	4 x wk	\$1,734.26	\$780.42	\$67.12	\$953.84	\$82.03		<b>\$1,883.41</b>
	5 x wk	\$2,153.22	\$968.95	\$83.33	\$1,184.27	\$101.85		<b>\$2,338.40</b>
	6 x wk	\$2,572.10	\$1,157.44	\$99.54	\$1,414.65	\$121.66		<b>\$2,793.30</b>

**Recycle Cart**

<b>96 Gal</b>	1 x wk	\$67.39	\$67.39	\$5.80	\$0.00	\$0.00		<b>\$73.19</b>
	2 x wk	\$134.79	\$134.79	\$11.59	\$0.00	\$0.00		<b>\$146.38</b>
	3 x wk	\$202.16	\$202.16	\$17.39	\$0.00	\$0.00		<b>\$219.55</b>
	4 x wk	\$269.55	\$269.55	\$23.18	\$0.00	\$0.00		<b>\$292.73</b>
	5 x wk	\$336.95	\$336.95	\$28.98	\$0.00	\$0.00		<b>\$365.93</b>
	6 x wk	\$404.31	\$404.31	\$34.77	\$0.00	\$0.00		<b>\$439.08</b>

<b>Commercial Bin</b>	Delivery	\$60.93	\$60.93	\$5.24	\$0.00	\$0.00		<b>\$66.17</b>
<b>Commercial Cart</b>								
Commercial Cart - New Account Set Up		\$18.59	\$18.59	\$1.60	\$0.00	\$0.00		<b>\$20.19</b>
Commercial Cart Service (per month)		\$63.80	\$57.89	\$4.98	\$5.91	\$0.51		<b>\$69.29</b>
<b>Roll Off Service</b>	Delivery	\$135.67	\$135.67	\$11.67	\$0.00	\$0.00		<b>\$147.34</b>
10 yd		\$453.38	\$453.38	\$38.99	\$0.00	\$0.00		<b>\$492.37</b>
30 yd		\$453.38	\$453.38	\$38.99	\$0.00	\$0.00		<b>\$492.37</b>
40 yd		\$453.38	\$453.38	\$38.99	\$0.00	\$0.00		<b>\$492.37</b>
40 yd green waste		\$728.04	\$728.04	\$62.61	\$0.00	\$0.00		<b>\$790.65</b>
<b>Compactor Haul</b>		\$541.00	\$541.00	\$46.53	\$0.00	\$0.00		<b>\$587.53</b>
Roll-off False Run		\$131.72	\$131.72	\$11.33	\$0.00	\$0.00		<b>\$143.05</b>
Roll-off Relocation - On site only		\$68.32	\$68.32	\$5.88	\$0.00	\$0.00		<b>\$74.20</b>

COUNTY OF RIVERSIDE

AREA 13 2022 PRICE ADJUSTMENT

Tip Fee Increase 8.60%  
 CPI 8.60%

	Previous Rate	Service Component		Landfill Component		Extraordinary	Adjusted Total
		Prior Service	Adjustment to Service	Prior Landfill	Adjustment to Landfill	See Support Document	
Roll-off Demurage - Each day over 14	\$5.46	\$5.46	\$0.47	\$0.00	\$0.00		\$5.93
Roll-off Travel Fee - Cross state line	\$161.29	\$161.29	\$13.87	\$0.00	\$0.00		\$175.16
<b>Extra Pick-ups</b>							
truck on site 2 yd	\$35.82	\$27.80	\$2.39	\$8.02	\$0.69		\$38.90
truck on site 3 yd	\$57.01	\$48.99	\$4.21	\$8.02	\$0.69		\$61.91
truck on site 4 yd	\$73.19	\$62.53	\$5.38	\$10.66	\$0.92		\$79.49
special trip 3 yd	\$82.00	\$73.98	\$6.36	\$8.02	\$0.69		\$89.05
special trip 4 yd	\$98.17	\$87.51	\$7.53	\$10.66	\$0.92		\$106.62
<b>Clean Up Containers</b>							
Delivery charge	\$24.39	\$20.84	\$1.79	\$3.55	\$0.31		\$26.49
3yd, 2wks, 2 pick ups	\$125.51	\$109.46	\$9.41	\$16.05	\$1.38		\$136.30
4yd, 2wks, 2 pick ups	\$167.34	\$145.94	\$12.55	\$21.40	\$1.84		\$181.73
Temporary Bin Demurage - Each Day over 14	\$2.18	\$2.18	\$0.19	\$0.00	\$0.00		\$2.37
<b>Bin Locking</b>							
Bin Locking devise Install	\$58.36	\$58.36	\$5.02	\$0.00	\$0.00		\$63.38
Bin exchange per customer	\$83.38	\$83.38	\$7.17	\$0.00	\$0.00		\$90.55
Bin exchange required maintenance	\$83.38	\$83.38	\$7.17	\$0.00	\$0.00		\$90.55
<b>Weekly Locking Bin Service Charges</b>							
1 x wk	\$14.88	\$14.88	\$1.28	\$0.00	\$0.00		\$16.16
2 x wk	\$29.74	\$29.74	\$2.56	\$0.00	\$0.00		\$32.30
3 x wk	\$44.64	\$44.64	\$3.84	\$0.00	\$0.00		\$48.48
4 x wk	\$59.50	\$59.50	\$5.12	\$0.00	\$0.00		\$64.62
5 x wk	\$74.36	\$74.36	\$6.39	\$0.00	\$0.00		\$80.75
6 x wk	\$89.25	\$89.25	\$7.68	\$0.00	\$0.00		\$96.93
Commercial Bin Recycling Contamination	\$80.86	\$80.86	\$6.95	\$0.00	\$0.00		\$87.81
Commercial Bin Overage	\$46.19	\$46.19	\$3.97	\$0.00	\$0.00		\$50.16
New Account Set up (Resi, Comm, RO)	\$30.08	\$30.08	\$2.59	\$0.00	\$0.00		\$32.67
Re-delivery for Delinquent Res. Accts	\$57.76	\$57.76	\$4.97	\$0.00	\$0.00		\$62.73
Re-delivery for Delinquent Comm. Accts	\$86.65	\$86.65	\$7.45	\$0.00	\$0.00		\$94.10
Commercial Bulky Item Collection - Each It	\$12.02	\$12.02	\$1.03	\$0.00	\$0.00		\$13.05
Tax Assessment Fee	\$35.04	\$35.04	\$3.01	\$0.00	\$0.00		\$38.05

COUNTY OF RIVERSIDE

AREA 8 2022 PRICE ADJUSTMENT

Tip Fee Increase 8.60%  
 Fuel Surcharge 0.00%  
 CPI 8.60%

Previous Rate	Service Component			
	Prior Service	Adjustment to Service	Prior Transportation	Adjustment to Transportation
\$16.34	\$16.34	\$1.66	\$0.00	\$0.00

Landfill Component		Adjusted Total
Prior Landfill	Adjustment to Landfill	
\$0.00	\$0.00	\$18.00

**Residential Services - Cart**  
 Regular - County Billed

**Commercial bin service - size (yd) / frequency**

1.5	1 x wk	\$250.26	\$220.30	\$18.95	\$16.97	\$1.46	\$12.99	\$1.12	\$271.79
	2 x wk	\$404.84	\$344.90	\$29.66	\$33.97	\$2.92	\$25.97	\$2.23	\$439.65
	3 x wk	\$559.44	\$469.55	\$40.38	\$50.94	\$4.38	\$38.95	\$3.35	\$607.55
	4 x wk	\$714.03	\$594.16	\$51.10	\$67.95	\$5.84	\$51.92	\$4.47	\$775.44
	5 x wk	\$868.64	\$718.83	\$61.82	\$84.93	\$7.30	\$64.88	\$5.58	\$943.34
	6 x wk	\$1,021.98	\$843.42	\$72.53	\$100.70	\$8.66	\$77.86	\$6.70	\$1,109.87
2	1 x wk	\$250.26	\$220.29	\$18.94	\$16.98	\$1.46	\$12.99	\$1.12	\$271.78
	2 x wk	\$404.83	\$344.90	\$29.66	\$33.96	\$2.92	\$25.97	\$2.23	\$439.64
	3 x wk	\$559.44	\$469.55	\$40.38	\$50.94	\$4.38	\$38.95	\$3.35	\$607.55
	4 x wk	\$714.03	\$594.16	\$51.10	\$67.95	\$5.84	\$51.92	\$4.47	\$775.44
	5 x wk	\$868.64	\$718.83	\$61.82	\$84.93	\$7.30	\$64.88	\$5.58	\$943.34
	6 x wk	\$1,021.98	\$843.42	\$72.53	\$100.70	\$8.66	\$77.86	\$6.70	\$1,109.87
3	1 x wk	\$273.05	\$228.08	\$19.61	\$25.51	\$2.19	\$19.46	\$1.67	\$296.52
	2 x wk	\$476.98	\$387.08	\$33.29	\$50.94	\$4.38	\$38.96	\$3.35	\$518.00
	3 x wk	\$680.92	\$546.10	\$46.96	\$76.43	\$6.57	\$58.39	\$5.02	\$739.47
	4 x wk	\$884.88	\$705.12	\$60.64	\$101.89	\$8.76	\$77.87	\$6.70	\$960.98
	5 x wk	\$1,088.80	\$864.08	\$74.31	\$127.38	\$10.95	\$97.34	\$8.37	\$1,182.43
	6 x wk	\$1,290.97	\$1,023.08	\$87.98	\$151.07	\$12.99	\$116.82	\$10.05	\$1,401.99
4	1 x wk	\$339.47	\$279.55	\$24.04	\$33.96	\$2.92	\$25.96	\$2.23	\$368.66
	2 x wk	\$601.02	\$481.15	\$41.38	\$67.95	\$5.84	\$51.92	\$4.47	\$652.71
	3 x wk	\$862.52	\$682.76	\$58.72	\$101.89	\$8.76	\$77.87	\$6.70	\$936.70
	4 x wk	\$1,124.08	\$884.36	\$76.05	\$135.87	\$11.68	\$103.85	\$8.93	\$1,220.74
	5 x wk	\$1,385.64	\$1,086.00	\$93.40	\$169.84	\$14.61	\$129.80	\$11.16	\$1,504.81
	6 x wk	\$1,644.76	\$1,287.60	\$110.73	\$201.42	\$17.32	\$155.74	\$13.39	\$1,786.20
6	1 x wk	\$419.93	\$330.04	\$28.38	\$50.94	\$4.38	\$38.95	\$3.35	\$456.04
	2 x wk	\$753.05	\$573.29	\$49.30	\$101.89	\$8.76	\$77.87	\$6.70	\$817.81
	3 x wk	\$1,086.23	\$816.54	\$70.22	\$152.87	\$13.15	\$116.82	\$10.05	\$1,179.65
	4 x wk	\$1,419.37	\$1,059.79	\$91.14	\$203.83	\$17.53	\$155.75	\$13.39	\$1,541.43
	5 x wk	\$1,752.51	\$1,303.04	\$112.06	\$254.78	\$21.91	\$194.69	\$16.74	\$1,903.22
	6 x wk	\$2,081.94	\$1,546.23	\$132.98	\$302.09	\$25.98	\$233.62	\$20.09	\$2,260.99

**Compacted Commercial bin service - size (yd) / frequency**

1.5	1 x wk	\$276.22	\$220.29	\$18.94	\$16.98	\$1.46	\$38.95	\$3.35	\$299.97
	2 x wk	\$456.72	\$344.89	\$29.66	\$33.96	\$2.92	\$77.87	\$6.70	\$496.00
	3 x wk	\$637.31	\$469.54	\$40.38	\$50.94	\$4.38	\$116.83	\$10.05	\$692.12
	4 x wk	\$817.89	\$594.17	\$51.10	\$67.95	\$5.84	\$155.77	\$13.40	\$888.23
	5 x wk	\$998.43	\$718.82	\$61.82	\$84.93	\$7.30	\$194.68	\$16.74	\$1,084.29
	6 x wk	\$1,177.75	\$843.42	\$72.53	\$100.70	\$8.66	\$233.63	\$20.09	\$1,279.03
2	1 x wk	\$276.22	\$220.29	\$18.94	\$16.98	\$1.46	\$38.95	\$3.35	\$299.97
	2 x wk	\$456.72	\$344.89	\$29.66	\$33.96	\$2.92	\$77.87	\$6.70	\$496.00
	3 x wk	\$637.31	\$469.54	\$40.38	\$50.94	\$4.38	\$116.83	\$10.05	\$692.12
	4 x wk	\$817.89	\$594.17	\$51.10	\$67.95	\$5.84	\$155.77	\$13.40	\$888.23
	5 x wk	\$998.43	\$718.82	\$61.82	\$84.93	\$7.30	\$194.68	\$16.74	\$1,084.29
	6 x wk	\$1,177.75	\$843.42	\$72.53	\$100.70	\$8.66	\$233.63	\$20.09	\$1,279.03
3	1 x wk	\$311.99	\$228.09	\$19.62	\$25.51	\$2.19	\$58.39	\$5.02	\$338.82
	2 x wk	\$554.86	\$387.09	\$33.29	\$50.94	\$4.38	\$116.83	\$10.05	\$602.58
	3 x wk	\$797.76	\$546.10	\$46.96	\$76.43	\$6.57	\$175.23	\$15.07	\$866.36
	4 x wk	\$1,040.62	\$705.10	\$60.64	\$101.89	\$8.76	\$233.63	\$20.09	\$1,130.11
	5 x wk	\$1,283.54	\$864.11	\$74.31	\$127.38	\$10.95	\$292.05	\$25.12	\$1,393.92
	6 x wk	\$1,524.59	\$1,023.08	\$87.98	\$151.07	\$12.99	\$350.44	\$30.14	\$1,655.70
4	1 x wk	\$391.39	\$279.55	\$24.04	\$33.96	\$2.92	\$77.88	\$6.70	\$425.05
	2 x wk	\$704.85	\$481.15	\$41.38	\$67.95	\$5.84	\$155.75	\$13.39	\$765.46
	3 x wk	\$1,018.26	\$682.75	\$58.72	\$101.89	\$8.76	\$233.62	\$20.09	\$1,105.83
	4 x wk	\$1,331.75	\$884.38	\$76.06	\$135.87	\$11.68	\$311.50	\$26.79	\$1,446.28
	5 x wk	\$1,645.22	\$1,086.00	\$93.40	\$169.84	\$14.61	\$389.38	\$33.49	\$1,786.72
	6 x wk	\$1,956.24	\$1,287.59	\$110.73	\$201.42	\$17.32	\$467.23	\$40.18	\$2,124.47
6	1 x wk	\$497.81	\$330.04	\$28.38	\$50.94	\$4.38	\$116.83	\$10.05	\$540.62
	2 x wk	\$908.80	\$573.28	\$49.30	\$101.89	\$8.76	\$233.63	\$20.09	\$986.95
	3 x wk	\$1,319.85	\$816.53	\$70.22	\$152.87	\$13.15	\$350.45	\$30.14	\$1,433.36
	4 x wk	\$1,730.86	\$1,059.79	\$91.14	\$203.83	\$17.53	\$467.24	\$40.18	\$1,879.71
	5 x wk	\$2,141.90	\$1,303.04	\$112.06	\$254.78	\$21.91	\$584.08	\$50.23	\$2,326.10
	6 x wk	\$2,549.21	\$1,546.23	\$132.98	\$302.09	\$25.98	\$700.89	\$60.28	\$2,768.45



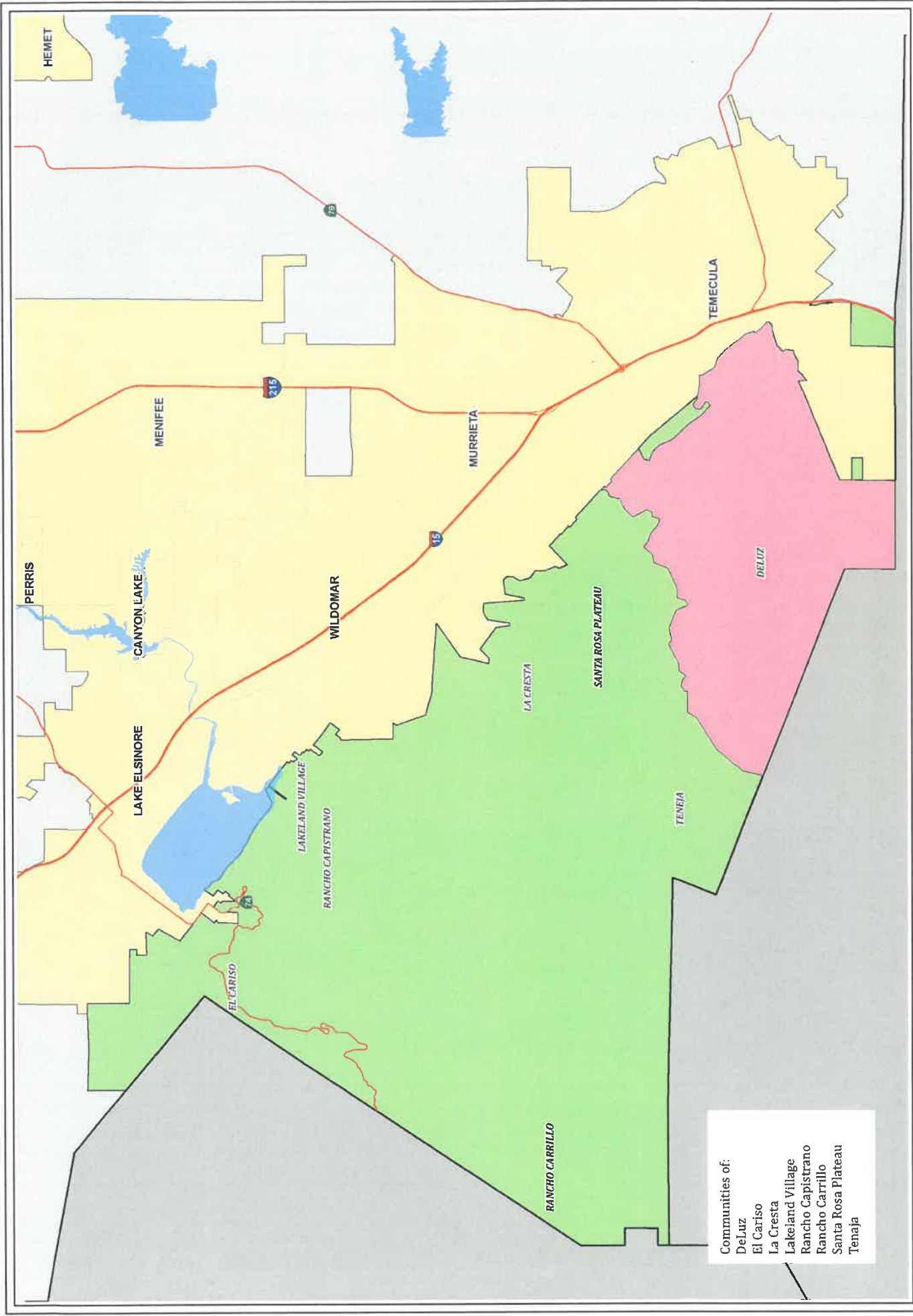
**RIVERSIDE COUNTY  
ENVIRONMENTAL HEALTH  
FRANCHISE AREA 5**



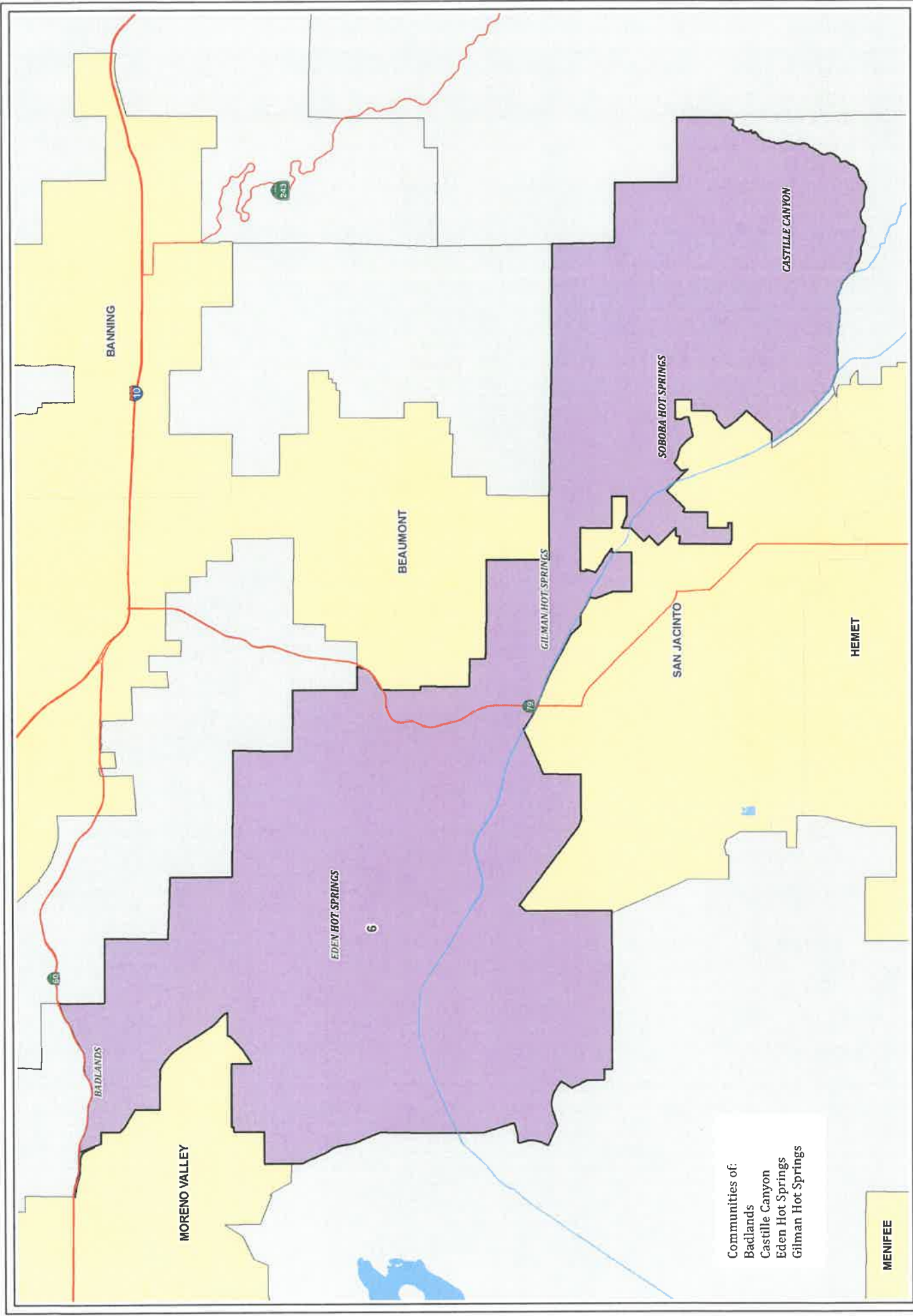
JULY 09, 2019



FRANCHISE AREA 5  
DeLuz CSD



- Communities of:
- DeLuz
  - El Cariso
  - La Cresta
  - Lakeland Village
  - Rancho Capistrano
  - Rancho Carrillo
  - Santa Rosa Plateau
  - Teneja



**RIVERSIDE COUNTY  
ENVIRONMENTAL HEALTH  
FRANCHISE AREA 6**



JULY 09, 2019



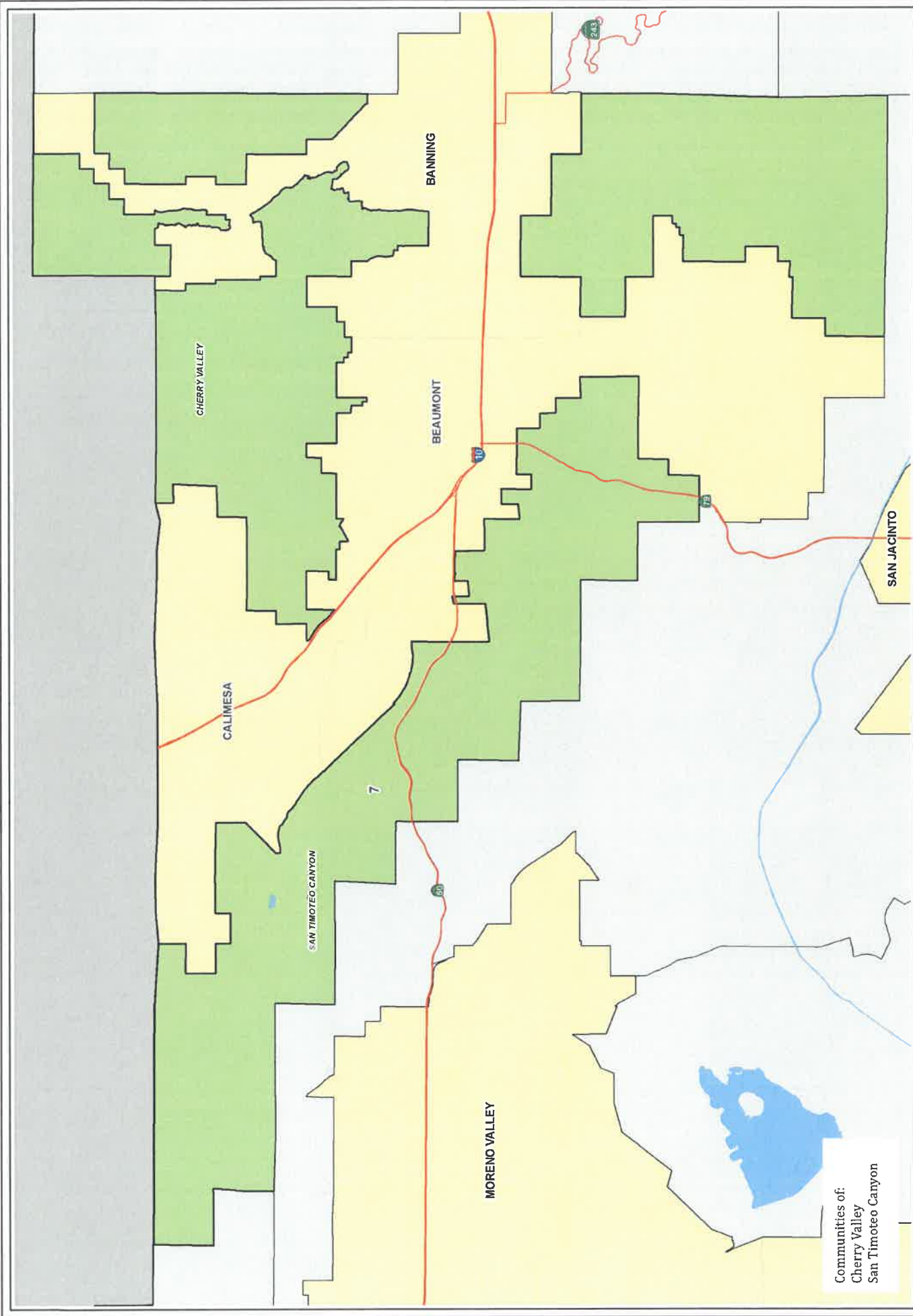
- Communities of:  
 Badlands  
 Castille Canyon  
 Eden Hot Springs  
 Gilman Hot Springs

**MENIFEE**

 FRANCHISE AREA 6  
 CITY BOUNDARY



RIVERSIDE COUNTY  
ENVIRONMENTAL HEALTH  
FRANCHISE AREA 7

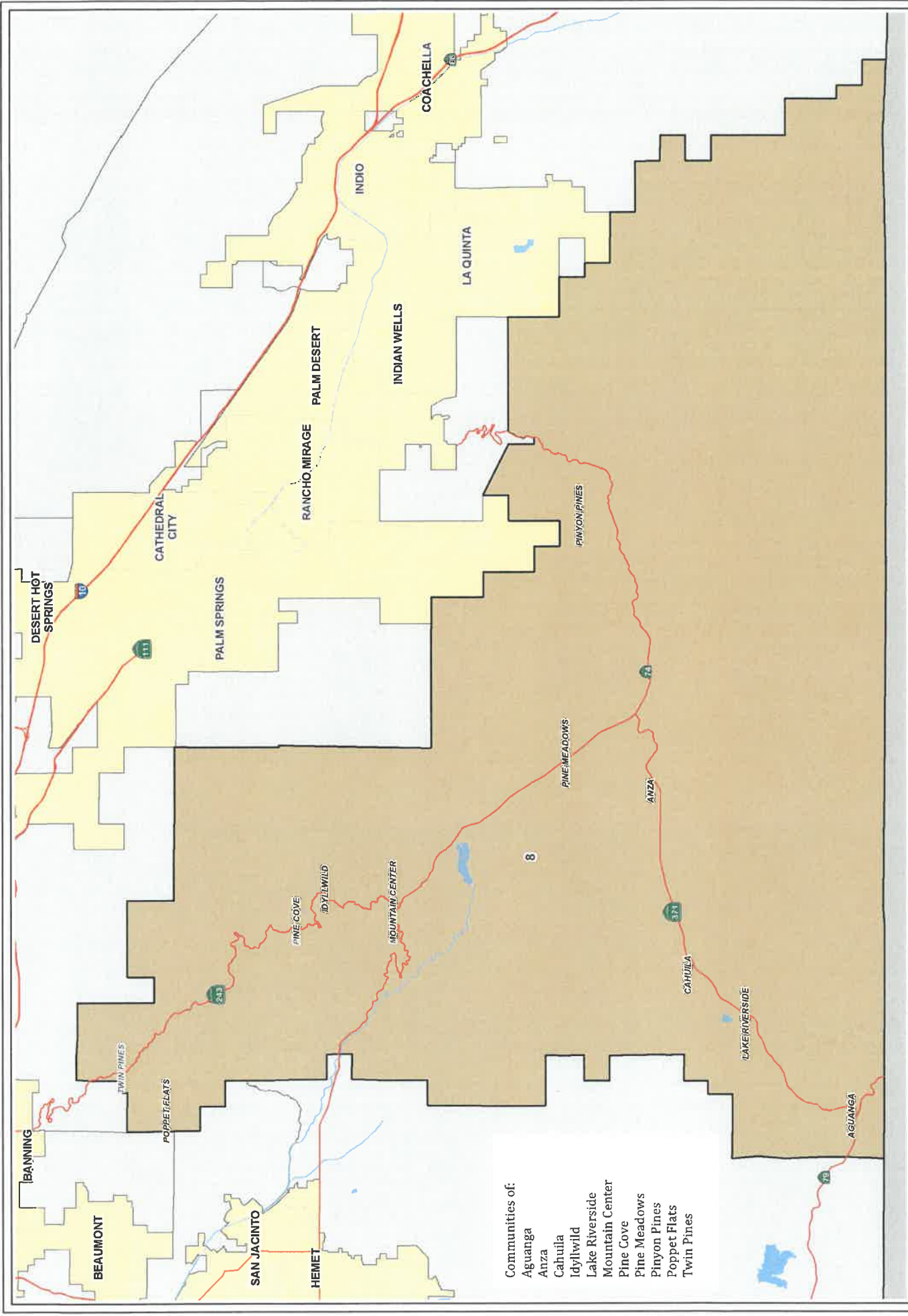


JULY 15, 2019



Communities of:  
Cherry Valley  
San Timoteo Canyon

FRANCHISE AREA 7  
CITY BOUNDARY



- Communities of:
- Aguanga
  - Anza
  - Cahulla
  - Idyllwild
  - Lake Riverside
  - Mountain Center
  - Pine Cove
  - Pine Meadows
  - Pinyon Pines
  - Poppet Flats
  - Twin Pines

**RIVERSIDE COUNTY  
ENVIRONMENTAL HEALTH  
FRANCHISE AREA 8**



JULY 15, 2019



FRANCHISE AREA 8  
CITY BOUNDARY

RIVERSIDE COUNTY  
ENVIRONMENTAL HEALTH  
FRANCHISE AREA 9

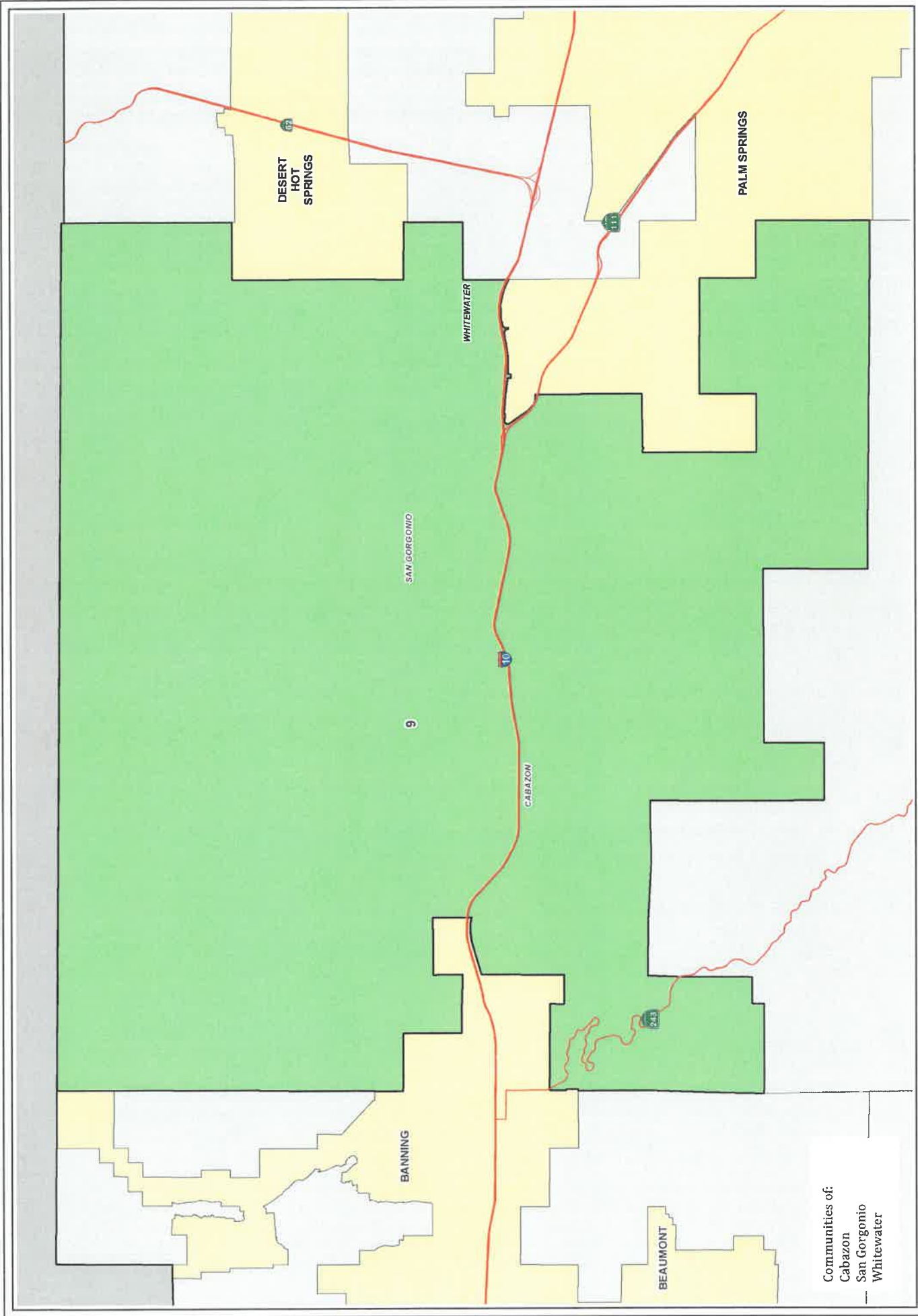


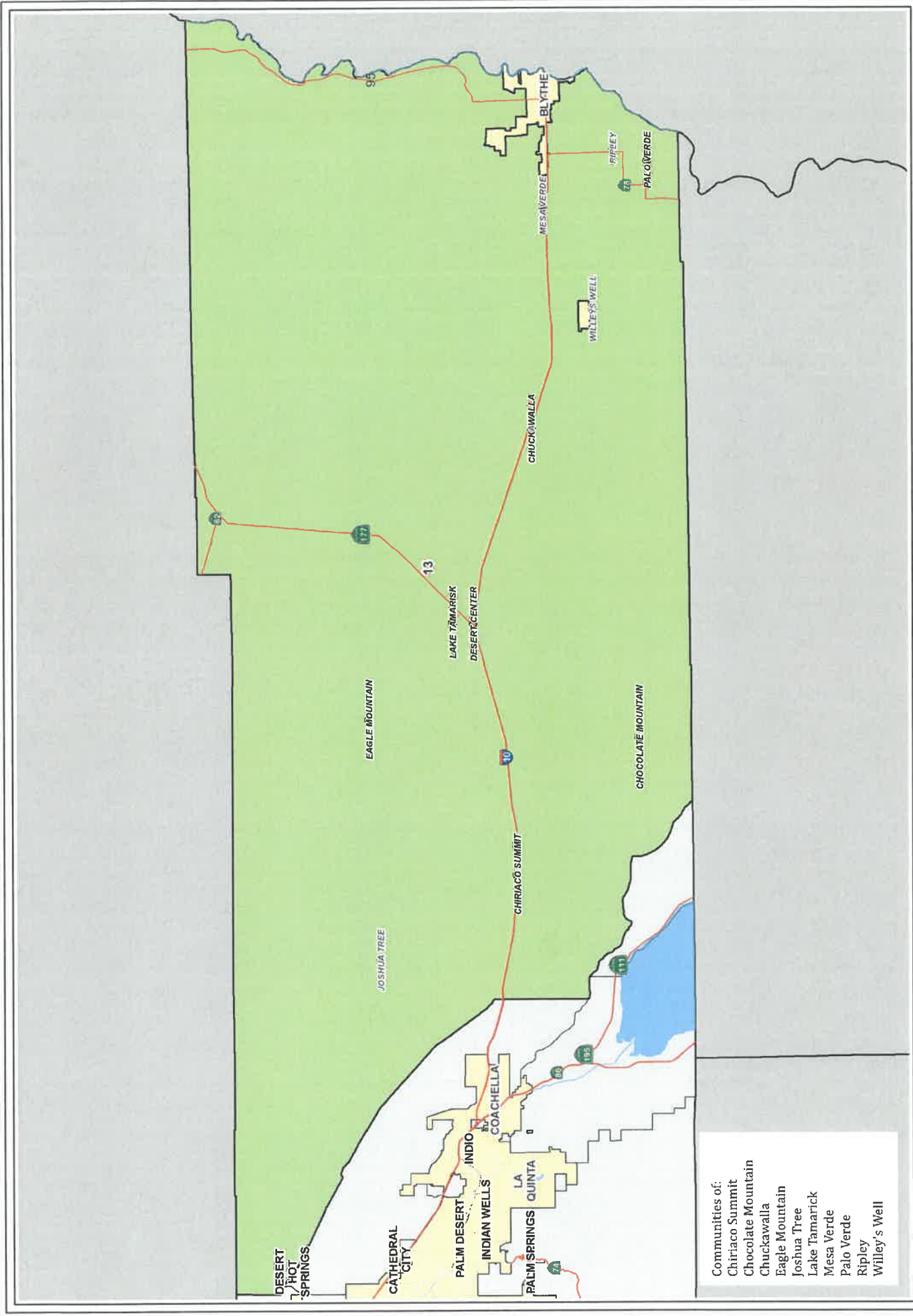
JULY 15, 2019



FRANCHISE AREA 9  
CITY BOUNDARY

Communities of:  
Cabazon  
San Gorgonio  
Whitewater





- Communities of:
- Chiriaco Summit
  - Chocolate Mountain
  - Chuckawalla
  - Eagle Mountain
  - Joshua Tree
  - Lake Tamarisk
  - Mesa Verde
  - Palo Verde
  - Ripley
  - Willey's Well

FRANCHISE AREA 13  
CITY BOUNDARY



JULY 15, 2019





For Release: Thursday, February 10, 2022

22-220-SAN

WESTERN INFORMATION OFFICE: San Francisco, Calif.

Technical information: (415) 625-2270 BLSinfoSF@bls.gov www.bls.gov/regions/west

Media contact: (415) 625-2270

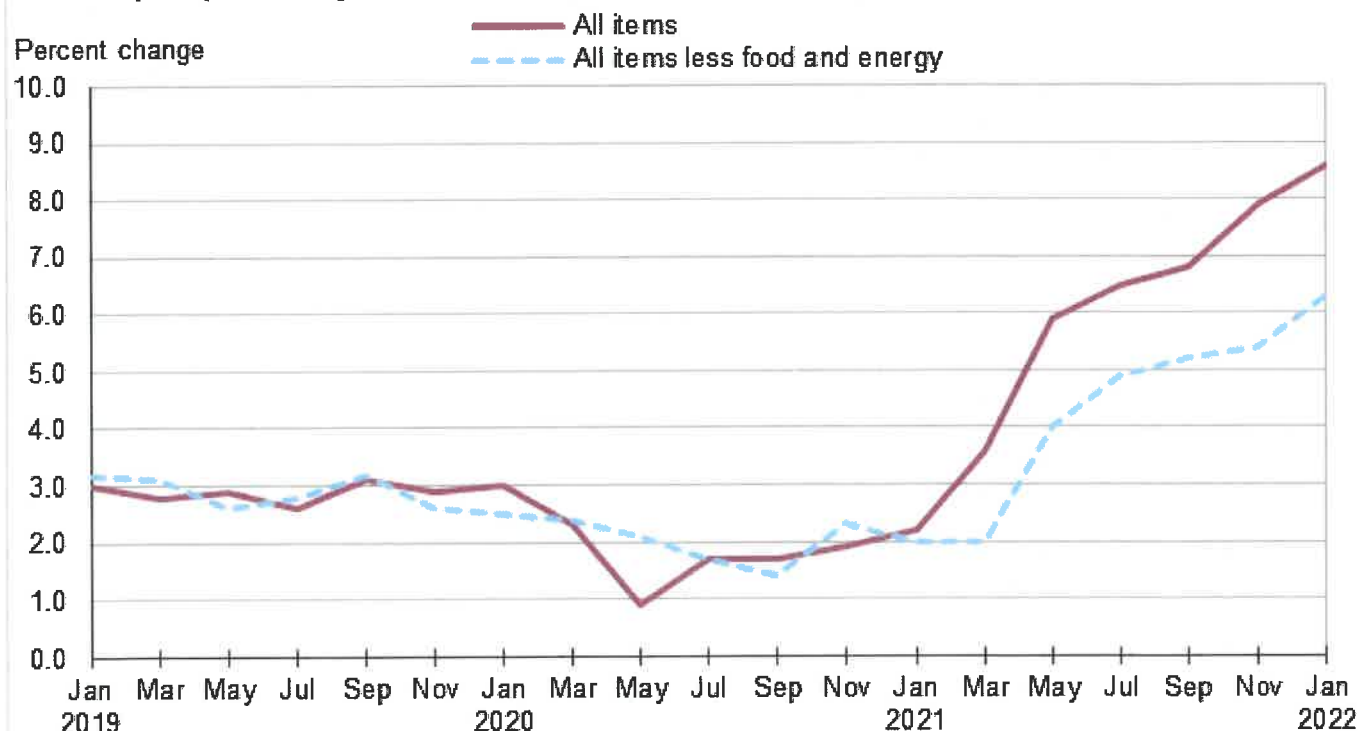
## Consumer Price Index, Riverside Area – January 2022

Area prices were up 1.5 percent over the past two months, up 8.6 percent from a year ago

Prices in the Riverside area, as measured by the Consumer Price Index for All Urban Consumers (CPI-U), advanced 1.5 percent for the two months ending in January 2022, the U.S. Bureau of Labor Statistics reported today. (See [table A.](#)) Regional Commissioner Chris Rosenlund noted that the January increase was influenced by higher prices for household furnishings and operations and shelter. (Data in this report are not seasonally adjusted. Accordingly, bi-monthly changes may reflect seasonal influences.)

Over the last 12 months, the CPI-U rose 8.6 percent. (See [chart 1](#) and [table A.](#)) Food prices rose 5.8 percent. Energy prices jumped 35.3 percent, largely the result of an increase in the price of gasoline. The index for all items less food and energy rose 6.3 percent over the year. (See [table 1.](#))

**Chart 1. Over-the-year percent change in CPI-U, Riverside-San Bernardino-Ontario, CA, January 2019–January 2022**



Source: U.S. Bureau of Labor Statistics.

## Food

Food prices advanced 1.2 percent for the two months ending in January. (See [table 1.](#)) Price changes for food at home sub-categories were mixed, with an overall increase of 1.5 percent. Prices for food away from home advanced 0.9 percent for the same period.

Over the year, food prices rose 5.8 percent. Prices for food at home rose 7.2 percent, influenced by higher prices for meats, poultry, fish, and eggs (11.7 percent) and other food at home (10.5 percent). Since a year ago, prices for food away from home increased 4.2 percent.

## Energy

The energy index advanced 2.3 percent for the two months ending in January. The increase was mainly due to higher prices for natural gas service (12.0 percent). Prices for electricity advanced 2.6 percent, and prices for gasoline rose 0.8 percent for the same period.

Energy prices jumped 35.3 percent over the year, largely due to higher prices for gasoline (42.8 percent). Prices paid for natural gas service increased 31.3 percent, and prices for electricity increased 24.4 percent during the past year.

## All items less food and energy

The index for all items less food and energy rose 1.4 percent in the latest two-month period. Higher prices for household furnishings and operations (8.3 percent) and shelter (0.8 percent) were partially offset by lower prices for education and communication (-1.3 percent) and new vehicles (-1.1 percent).

Over the year, the index for all items less food and energy rose 6.3 percent. Components contributing to the increase included used cars and trucks (38.6 percent), household furnishings and operations (11.4 percent), and shelter (5.5 percent). Partly offsetting the increases was a price decrease in recreation (-1.0 percent).

**Table A. Riverside-San Bernardino-Ontario, CA, CPI-U 2-month and 12-month percent changes, all items index, not seasonally adjusted**

Month	2019		2020		2021		2022	
	2-month	12-month	2-month	12-month	2-month	12-month	2-month	12-month
January.....	0.4	3.0	0.5	3.0	0.9	2.2	1.5	8.6
March.....	0.7	2.8	0.0	2.3	1.3	3.6		
May.....	1.2	2.9	-0.2	0.9	2.0	5.9		
July.....	-0.1	2.6	0.7	1.7	1.3	6.5		
September.....	0.6	3.1	0.5	1.7	0.8	6.8		
November.....	0.2	2.9	0.4	1.9	1.4	7.9		

**The March 2022 Consumer Price Index for the Riverside area is scheduled to be released on April 12, 2022.**

## Technical Note

The Consumer Price Index (CPI) is a measure of the average change in prices over time in a fixed market basket of goods and services. The Bureau of Labor Statistics publishes CPIs for two population groups: (1) a CPI for All Urban Consumers (CPI-U) which covers approximately 93 percent of the total U.S. population and (2) a CPI for Urban Wage Earners and Clerical Workers (CPI-W) which covers approximately 29 percent of

the total U.S. population. The CPI-U includes, in addition to wage earners and clerical workers, groups such as professional, managerial, and technical workers, the self-employed, short-term workers, the unemployed, and retirees and others not in the labor force.

The CPI is based on prices of food, clothing, shelter, and fuels, transportation fares, charges for doctors' and dentists' services, drugs, and the other goods and services that people buy for day-to-day living. Each month, prices are collected in 75 urban areas across the country from about 6,000 housing units and approximately 22,000 retail establishments—department stores, supermarkets, hospitals, filling stations, and other types of stores and service establishments. All taxes directly associated with the purchase and use of items are included in the index.

The index measures price changes from a designated reference date; for most of the CPI-U the reference base is 1982-84 equals 100. An increase of 7 percent from the reference base, for example, is shown as 107.000. Alternatively, that relationship can also be expressed as the price of a base period market basket of goods and services rising from \$100 to \$107. For further details see the CPI home page on the Internet at [www.bls.gov/cpi](http://www.bls.gov/cpi) and the CPI section of the BLS Handbook of Methods available on the internet at [www.bls.gov/opub/hom/cpi/](http://www.bls.gov/opub/hom/cpi/).

In calculating the index, price changes for the various items in each location are averaged together with weights that represent their importance in the spending of the appropriate population group. Local data are then combined to obtain a U.S. city average. Because the sample size of a local area is smaller, the local area index is subject to substantially more sampling and other measurement error than the national index. In addition, local indexes are not adjusted for seasonal influences. As a result, local area indexes show greater volatility than the national index, although their long-term trends are quite similar. **NOTE: Area indexes do not measure differences in the level of prices between cities; they only measure the average change in prices for each area since the base period.**

The Riverside-San Bernardino-Ontario, CA metropolitan area includes Riverside and San Bernardino Counties in California.

Information in this release will be made available to sensory impaired individuals upon request. Voice phone: (202) 691-5200; Federal Relay Service: (800) 877-8339.











**Table 1. Consumer Price Index for All Urban Consumers (CPI-U): Indexes and percent changes for selected periods Riverside-San Bernardino-Ontario (December 2017=100 unless otherwise noted)**

Item and Group	Indexes				Percent change from-		
	Historical data	Nov. 2021	Dec. 2021	Jan. 2022	Jan. 2021	Nov. 2021	Dec. 2021
<b>Expenditure category</b>							
All items.....		117.206	-	118.963	8.6	1.5	-
Food and beverages.....		117.759	-	119.208	5.8	1.2	-
Food.....		118.351	-	119.810	5.8	1.2	-
Food at home.....		118.187	119.207	119.969	7.2	1.5	0.6
Cereals and bakery products.....		119.843	-	127.322	7.3	6.2	-
Meats, poultry, fish, and eggs.....		124.640	-	120.209	11.7	-3.6	-
Dairy and related products.....		107.797	-	106.107	-6.0	-1.6	-
Fruits and vegetables.....		121.097	-	124.892	4.3	3.1	-
Nonalcoholic beverages and beverage materials.....		120.526	-	119.751	6.0	-0.6	-
Other food at home.....		112.102	-	117.791	10.5	5.1	-
Food away from home.....		117.970	-	119.059	4.2	0.9	-
Alcoholic beverages.....		107.187	-	108.453	5.4	1.2	-
Housing.....		118.562	-	121.077	7.9	2.1	-
Shelter.....		116.773	117.789	117.693	5.5	0.8	-0.1
Rent of primary residence.....		117.782	119.220	119.310	6.0	1.3	0.1
Owners' equiv. rent of residences.....		116.692	117.359	117.385	4.8	0.6	0.0
Owners' equiv. rent of primary residence.....		116.692	117.359	117.385	4.8	0.6	0.0
Fuels and utilities.....		138.350	-	146.915	21.2	6.2	-
Household energy.....		146.634	145.860	153.870	26.5	4.9	5.5
Energy services.....		147.359	146.696	154.821	26.5	5.1	5.5
Electricity.....		146.415	146.415	150.293	24.4	2.6	2.6
Utility (piped) gas service.....		150.020	146.592	168.091	31.3	12.0	14.7
Household furnishings and operations.....		109.792	-	118.927	11.4	8.3	-
Apparel.....		98.373	-	103.495	1.8	5.2	-
Transportation.....		127.108	-	128.460	24.0	1.1	-
Private transportation.....		129.716	-	131.430	24.9	1.3	-
New and used motor vehicles.....		116.756	-	118.079	17.7	1.1	-
New vehicles.....		114.137	-	112.929	9.2	-1.1	-
Used cars and trucks.....		143.470	-	150.220	38.6	4.7	-
Motor fuel.....		149.697	151.082	150.883	42.7	0.8	-0.1
Gasoline (all types).....		149.862	151.289	151.086	42.8	0.8	-0.1
Gasoline, unleaded regular(1).....		150.543	151.980	151.756	43.6	0.8	-0.1
Gasoline, unleaded midgrade(1).....		150.145	151.662	151.398	40.6	0.8	-0.2
Gasoline, unleaded premium(1).....		146.400	147.766	147.656	39.5	0.9	-0.1
Medical care.....		112.330	-	113.919	3.7	1.4	-
Recreation.....		101.853	-	102.241	-1.0	0.4	-
Education and communication.....		109.221	-	107.829	0.4	-1.3	-
Tuition, other school fees, and child care.....		120.178	-	120.259	1.5	0.1	-
Other goods and services.....		116.024	-	117.350	6.0	1.1	-
<b>Commodity and service group</b>							
All items.....		117.206	-	118.963	8.6	1.5	-
Commodities.....		118.211	-	120.279	11.9	1.7	-
Commodities less food & beverages.....		118.432	-	120.834	15.7	2.0	-
Nondurables less food & beverages.....		120.261	-	122.643	19.7	2.0	-
Durables.....		115.891	-	118.318	11.6	2.1	-
Services.....		116.723	-	118.282	6.7	1.3	-
<b>Special aggregate indexes</b>							

Note: See footnotes at end of table.



**Table 1. Consumer Price Index for All Urban Consumers (CPI-U): Indexes and percent changes for selected periods Riverside-San Bernardino-Ontario (December 2017=100 unless otherwise noted) - Continued**

Item and Group	Indexes				Percent change from-		
	Historical data	Nov. 2021	Dec. 2021	Jan. 2022	Jan. 2021	Nov. 2021	Dec. 2021
All items less medical care .....		117.543	-	119.313	8.9	1.5	-
All items less shelter.....		117.560	-	119.755	10.4	1.9	-
Commodities less food .....		118.074	-	120.444	15.4	2.0	-
Nondurables .....		118.932	-	120.827	12.0	1.6	-
Nondurables less food.....		119.524	-	121.848	19.0	1.9	-
Services less rent of shelter .....		116.595	-	119.000	8.4	2.1	-
Services less medical care services.....		116.862	-	118.441	7.0	1.4	-
Energy .....		149.186	149.691	152.579	35.3	2.3	1.9
All items less energy .....		114.398	-	116.006	6.2	1.4	-
All items less food and energy .....		113.789	-	115.423	6.3	1.4	-

Footnotes

(1) Special index based on a substantially smaller sample.

- Data not available

NOTE: Index applies to a month as a whole, not to any specific date.

# THE PRESS-ENTERPRISE

1825 Chicago Ave, Suite 100  
Riverside, CA 92507  
951-684-1200  
951-368-9018 FAX

## PROOF OF PUBLICATION (2010, 2015.5 C.C.P)

Publication(s): The Press-Enterprise

### PROOF OF PUBLICATION OF

Ad Desc.: RBZZDLJJXEGWBCYMSFHB-1 / NOH - Reso. No. 2022-103

I am a citizen of the United States. I am over the age of eighteen years and not a party to or interested in the above entitled matter. I am an authorized representative of THE PRESS-ENTERPRISE, a newspaper in general circulation, printed and published daily in the County of Riverside, and which newspaper has been adjudicated a newspaper of general circulation by the Superior Court of the County of Riverside, State of California, under date of April 25, 1952, Case Number 54446, under date of March 29, 1957, Case Number 65673, under date of August 25, 1995, Case Number 267864, and under date of September 16, 2013, Case Number RIC 1309013; that the notice, of which the annexed is a printed copy, has been published in said newspaper in accordance with the instructions of the person(s) requesting publication, and not in any supplement thereof on the following dates, to wit:

04/30/2022

I certify (or declare) under penalty of perjury that the foregoing is true and correct.

Date: April 30, 2022  
At: Riverside, California



Legal Advertising Representative, The Press-Enterprise

BOARD OF SUPERVISORS  
COUNTY OF RIVERSIDE  
PO BOX 1147  
RIVERSIDE, CA 92502

Ad Number: 0011533219-03

P.O. Number: NOH - Reso. No. 2022-103

Ad Copy:

## NOTICE OF PUBLIC HEARING BEFORE THE BOARD OF SUPERVISORS OF RIVERSIDE COUNTY

NOTICE IS HEREBY GIVEN that a public hearing at which all interested persons will be heard, will be held before the Board of Supervisors of Riverside County, California, on the 1st Floor Board Chambers, County Administrative Center, 4080 Lemon Street, Riverside, on **Tuesday, May 10, 2022 at 9:30 a.m.**, or as soon as possible thereafter, to consider the following:

### **RESOLUTION NO. 2022-103 A RESOLUTION OF THE COUNTY OF RIVERSIDE ESTABLISHING WASTE HAULER FEES FOR CR&R, INC., IN FRANCHISE AREAS 5, 6, 7, 8, 9 AND 13**

WHEREAS, California Government Code section 25827 authorizes the Board of Supervisors to prescribe terms and conditions for the collection of solid waste in the unincorporated areas of Riverside County; and

WHEREAS, California Public Resources Code section 40059 authorizes the County of Riverside to determine all aspects of solid waste handling which are of local concern, including whether the services are to be provided by nonexclusive franchise, and the charges and fees for such service; and

WHEREAS, Riverside County Ordinance 745 has established that a solid waste hauler, duly permitted or franchised by the County of Riverside, shall be entitled to payment for services rendered in the amounts as specified in a Resolution adopted by the Board of Supervisors; and

WHEREAS, the Board of Supervisors recognizes the benefits of entering into Waste Hauler Franchise Agreements for the efficiency of solid waste management; and

WHEREAS, the County of Riverside has entered into Waste Hauler Franchise Agreements with CR&R, Inc., (CR&R) to cover Franchise Areas 5, 6, 7, 8, 9 and 13; and

WHEREAS, the Waste Collection Franchise Agreements covering Franchise Areas 5, 6, 7, 8, 9 and 13, contain a provision for an annual adjustment of the rates customers are charged based on the consumer price index ("CPI");

WHEREAS, the Board of Supervisors acknowledges the need for the CPI increase of the hauler fees to provide a cost of living increase to address the costs of providing these services; and

BE IT RESOLVED AND ORDERED that the Board of Supervisors of the County of Riverside, State of California, in regular session assembled on May 10, 2022 finds that the waste hauler fees in Franchise Areas 5, 6, 7, 8, 9, and 13 shall receive an increase, based on the CPI of 8.6% to the service component of their fees and approve the rates for fiscal year 2022-2023.

Alternative formats available upon request to individuals with disabilities. If you require reasonable accommodation, please contact Clerk of the Board at (951) 955-1069, at least 72 hours prior to hearing.

Please send all written correspondence to: Clerk of the Board, 4080 Lemon Street, 1st Floor, Post Office Box 1147, Riverside, CA 92502-1147 or email [cob@rivco.org](mailto:cob@rivco.org)

Dated: April 27, 2022  
Kecia R. Harper,  
Clerk of the Board  
By: Zuly Martinez,  
Board Assistant

The Press-Enterprise  
Published: 4/30/22

Env. Health  
4/26/22  
Item 3.9



PROOF OF PUBLICATION

STATE OF CALIFORNIA SS.  
COUNTY OF RIVERSIDE

RIVERSIDE COUNTY-BOARD OF SUP.  
4080 LEMON ST


RIVERSIDE CA 92501

I am over the age of 18 years old, a citizen of the United States and not a party to, or have interest in this matter. I hereby certify that the attached advertisement appeared in said newspaper (set in type not smaller than non pariel) in each and entire issue of said newspaper and not in any supplement thereof of the following issue dates, to wit:

04/29/2022

I acknowledge that I am a principal clerk of the printer of The Desert Sun, printed and published weekly in the City of Palm Springs, County of Riverside, State of California. The Desert Sun was adjudicated a Newspaper of general circulation on March 24, 1988 by the Superior Court of the County of Riverside, State of California Case No. 191236.

I certify under penalty of perjury, under the laws of the State of California, that the foregoing is true and correct.. Executed on this 29th of April 2022 in Green Bay, WI, County of Brown.

  
DECLARANT

Ad#:0005237404  
P O : Legal Ad

This is not an invoice

# of Affidavits: 1

NOTICE OF PUBLIC HEARING BEFORE THE BOARD OF SUPERVISORS OF RIVERSIDE COUNTY

NOTICE IS HEREBY GIVEN that a public hearing at which all interested persons will be heard, will be held before the Board of Supervisors of Riverside County, California, on the 1st Floor Board Chambers, County Administrative Center, 4080 Lemon Street, Riverside, on Tuesday, May 10, 2022 at 9:30 a.m., or as soon as possible thereafter, to consider the following:

RESOLUTION NO. 2022-103  
A RESOLUTION OF THE COUNTY OF RIVERSIDE ESTABLISHING WASTE HAULER FEES FOR CR&R, INC., IN FRANCHISE AREAS 5, 6, 7, 8, 9 AND 13

WHEREAS, California Government Code section 25827 authorizes the Board of Supervisors to prescribe terms and conditions for the collection of solid waste in the unincorporated areas of Riverside County; and  
WHEREAS, California Public Resources Code section 40059 authorizes the County of Riverside to determine all aspects of solid waste handling which are of local concern, including whether the services are to be provided by nonexclusive franchise, and the charges and fees for such service; and  
WHEREAS, Riverside County Ordinance 745 has established that a solid waste hauler, duly permitted or franchised by the County of Riverside, shall be entitled to payment for services rendered in the amounts as specified in a Resolution adopted by the Board of Supervisors; and  
WHEREAS, the Board of Supervisors recognizes the benefits of entering into Waste Hauler Franchise Agreements for the efficiency of solid waste management; and  
WHEREAS, the County of Riverside has entered into Waste Hauler Franchise Agreements with CR&R, Inc., (CR&R) to cover Franchise Areas 5, 6, 7, 8, 9 and 13; and  
WHEREAS, the Waste Collection Franchise Agreements covering Franchise Areas 5, 6, 7, 8, 9 and 13, contain a provision for an annual adjustment of the rates customers are charged based on the consumer price index ("CPI");  
WHEREAS, the Board of Supervisors acknowledges the need for the CPI increase of the hauler fees to provide a cost of living increase to address the costs of providing these services; and  
BE IT RESOLVED AND ORDERED that the Board of Supervisors of the County of Riverside, State of California, in regular session assembled on May 10, 2022 finds that the waste hauler fees in Franchise Areas 5, 6, 7, 8, 9, and 13 shall receive an increase, based on the CPI of 8.6% to the service component of their fees and approve the rates for fiscal year 2022-2023.

Alternative formats available upon request to individuals with disabilities. If you require reasonable accommodation, please contact Clerk of the Board at (951) 955-1069, at least 72 hours prior to hearing.

Please send all written correspondence to: Clerk of the Board, 4080 Lemon Street, 1st Floor, Post Office Box 1147, Riverside, CA 92502-1147 or email cob@rivco.org

Dated: April 27, 2022  
Kecia R. Harper, Clerk of the Board

By: Zuly Martinez, Board Assistant  
PUBLISHED: 04/29/2022

2022 MAY -9 AM 11:03  
CLERK/BOARD OF SUPERVISORS