

SUBMITTAL TO THE BOARD OF SUPERVISORS
COUNTY OF RIVERSIDE, STATE OF CALIFORNIA



ITEM: 19.6
(ID # 18903)

MEETING DATE:
Tuesday, May 10, 2022

FROM : ENVIRONMENTAL HEALTH:

SUBJECT: ENVIRONMENTAL HEALTH: PUBLIC HEARING - Adopt the Annual Rate Adjustment to Waste Collection for CR&R, Inc. within Riverside County Waste Franchise Areas 5, 6, 7, 8, 9 and 13; All Districts. [\$0] (Introduced April 26, 2022)

RECOMMENDED MOTION: That the Board of Supervisors:

1. Conduct a public hearing to receive public comments on the annual adjustment to the waste collection rates within the County Franchise Areas 5, 6, 7, 8, 9 and 13; and
2. At the conclusion of the public hearing, adopt Resolution No. 2022-103 adjusting the waste collection rates within County Franchise Areas 5, 6, 7, 8, 9, and 13 by the Consumer Price Index (CPI).

ACTION: Policy

Jeff Johnson
Jeff Johnson, Director Environmental Health

4/28/2022

Aaron Gettis
Aaron Gettis, Deputy County Counsel

4/28/2022

MINUTES OF THE BOARD OF SUPERVISORS

On motion of Supervisor Hewitt seconded by Supervisor Perez and duly carried, IT WAS ORDERED that the above matter is approved as recommended.

Ayes: Spiegel, Washington, Perez, and Hewitt
Nays: Jeffries
Absent: None
Date: May 10, 2022
xc: Environmental Health

Kecia R. Harper
Clerk of the Board

By: *Judy Martinez*
Deputy

**SUBMITTAL TO THE BOARD OF SUPERVISORS COUNTY OF RIVERSIDE,
STATE OF CALIFORNIA**

FINANCIAL DATA	Current Fiscal Year:	Next Fiscal Year:	Total Cost:	Ongoing Cost
COST	\$ 0	\$ 0	\$ 0	\$ 0
NET COUNTY COST	\$ 0	\$ 0	\$ 0	\$ 0
SOURCE OF FUNDS:			Budget Adjustment:	No
			For Fiscal Year:	22/23

C.E.O. RECOMMENDATION: Approve

BACKGROUND:

Summary

Waste Collection Franchise Agreements covering most unincorporated portions of Riverside County were phased in between 1997 and 1998. Within each of the existing eleven Franchise Agreements is a provision for an annual adjustment of the rates effective each July 1st. Franchise Areas 5 (La Cresta/Lakeland Village - Attachment C), 6 (Gilman Hot Springs - Attachment D), 7 (Cherry Valley/San Timoteo Canyon - Attachment E), 8* (Mountain Areas - Attachment F), 9 (Cabazon/Whitewater - Attachment G) and 13 (Palo Verde Valley - Attachment H) are spread across various areas of the unincorporated county.

This includes adjustment of pass through item costs including changes to landfill costs such as the Alternative Daily Cover surcharge or transfer station fees, and an increase based on Consumer Price Index (CPI) for the balance of the rate. Non pass through costs are adjusted by the CPI for the Riverside/San Bernardino/Ontario, California area, as published by the United States Department of Labor, Bureau of Labor Statistics as shown in Attachment I. The proposed rates were adjusted as delineated in the franchise agreement using a CPI of 8.6% for changes from January 2021 to January 2022.

The detailed rate calculation worksheets factoring in the CPI increase have been reviewed for accuracy and the updated rate sheets are maintained by the Department of Environmental Health.

*Note: Residential rates in FA 8 are NOT included in the attached rate sheets. Commercial and enhanced services are not covered within this proposal.

Impact on Residents and Businesses

The current typical residential account pays between \$27.37 to \$39.34 a month. The approval of the proposed 8.6% CPI increase would result in residential rates ranging between \$29.64 to \$42.65 per month. Commercial customers rates vary based on the size of bins and frequency of services provided. The rates attached include an increase to

**SUBMITTAL TO THE BOARD OF SUPERVISORS COUNTY OF RIVERSIDE,
STATE OF CALIFORNIA**

disposal costs which are addressed in a separate request from the Department of Waste Resources to adjust the landfill tipping fees for solid waste disposal by 8.59%.

The approval of this change will result in no cost to the County; implementation expenses are borne by the franchisee.

ATTACHMENTS

Attachment A – CR&R Resolution 2022-103

Attachment B – CR&R Rates FY 22-23

Attachment C – Map FA 5

Attachment D – Map FA 6

Attachment E – Map FA 7

Attachment F – Map FA 8

Attachment G – Map FA 9

Attachment H – Map FA 13

Attachment I – CPI Table


Jason Farin, Principal Management Analyst 5/5/2022

2 **RESOLUTION NO. 2022-103**

3 **A RESOLUTION OF THE COUNTY OF RIVERSIDE ESTABLISHING WASTE HAULER FEES**

4 **FOR CR&R, INC., IN FRANCHISE AREAS 5, 6, 7, 8, 9 AND 13**

5 WHEREAS, California Government Code section 25827 authorizes the Board of Supervisors to
6 prescribe terms and conditions for the collection of solid waste in the unincorporated areas of Riverside County;
7 and

8 WHEREAS, California Public Resources Code section 40059 authorizes the County of Riverside to
9 determine all aspects of solid waste handling which are of local concern, including whether the services are to
10 be provided by nonexclusive franchise, and the charges and fees for such service; and

11 WHEREAS, Riverside County Ordinance 745 has established that a solid waste hauler, duly permitted
12 or franchised by the County of Riverside, shall be entitled to payment for services rendered in the amounts as
13 specified in a Resolution adopted by the Board of Supervisors; and

14 WHEREAS, the Board of Supervisors recognizes the benefits of entering into Waste Hauler Franchise
15 Agreements for the efficiency of solid waste management; and

16 WHEREAS, the County of Riverside has entered into Waste Hauler Franchise Agreements with CR&R,
17 Inc., (CR&R) to cover Franchise Areas 5, 6, 7, 8, 9 and 13; and

18 WHEREAS, the Waste Collection Franchise Agreements covering Franchise Areas 5, 6, 7, 8, 9 and 13,
19 contain a provision for an annual adjustment of the rates customers are charged based on the consumer price
20 index ("CPI");

21 WHEREAS, the Board of Supervisors acknowledges the need for the CPI increase of the hauler fees
22 to address the costs of providing these services; and

23 BE IT RESOLVED AND ORDERED that the Board of Supervisors of the County of Riverside, State
24 of California, in regular session assembled on May 10, 2022 finds that the waste hauler fees in Franchise Areas
25 5, 6, 7, 8, 9, and 13 shall receive an increase, based on the CPI of 8.6% to the service component of their fees
26 and approve the rates for fiscal year 2022-2023.

FORM APPROVED COUNTY COUNSEL
BY:  4/28/22
DATE

MAY 10 2022 19.6

2 **RESOLUTION 2022-103**

3 **A RESOLUTION OF THE BOARD OF SUPERVISORS OF THE COUNTY OF**
4 **RIVERSIDE ESTABLISHING WASTE HAULER FEES FOR CR&R, INC., IN**
5 **FRANCHISE AREAS 5, 6, 7, 8, 9 AND 13**

6 ADOPTED by Riverside County Board of Supervisors on May 10, 2022.

7 **ROLL CALL:**

8 Ayes: Spiegel, Washington, Perez and Hewitt
9 Nays: Jeffries
10 Absent: None

11 The foregoing is certified to be a true copy of a resolution duly adopted by said Board o
Supervisors on the date therein set forth.

12 KECIA R. HARPER, Clerk of said Board

13 By: 
14 Deputy

15
16
17
18
19
20 05.10.2022 19.6
21
22
23
24
25

COUNTY OF RIVERSIDE

AREA 5 2022 PRICE ADJUSTMENT

Tip Fee Increase ** County of Riverside 8.60%
 Fuel Surcharge 0.00%
 CPI ** County of Riverside 8.60%

Previous Rate	Service Component		Landfill Component		Extraordinary	Adjusted Total
	Prior Service	Adjustment to Service	Prior Landfill	Adjustment to Landfill	See Support Document	

Residential Services - Cart

Non- Comprehensive Collection

Regular	\$0.00	\$0.00	\$0.00	\$0.00	\$0.00	\$0.00	\$0.00
Senior - 60 gallon	\$0.00	\$0.00	\$0.00	\$0.00	\$0.00	\$0.00	\$0.00
Senior - 100 gallon	\$0.00	\$0.00	\$0.00	\$0.00	\$0.00	\$0.00	\$0.00
Hard to Service	\$0.00	\$0.00	\$0.00	\$0.00	\$0.00	\$0.00	\$0.00
Green Waste	\$0.00	\$0.00	\$0.00	\$0.00	\$0.00	\$0.00	\$0.00

Comprehensive Collection

Regular	\$27.37	\$21.45	\$1.84	\$5.05	\$0.43	\$0.87	\$29.64
Senior - 60 gallon	\$22.02	\$16.10	\$1.38	\$5.05	\$0.43	\$0.87	\$23.83
Senior - 100 gallon	\$25.41	\$19.49	\$1.68	\$5.05	\$0.43	\$0.87	\$27.52
Hard to Service	\$48.16	\$42.24	\$3.63	\$5.05	\$0.43	\$0.87	\$52.22
Senior Hard to Service	\$43.43	\$37.51	\$3.23	\$5.05	\$0.43	\$0.87	\$47.09
Green Waste	\$3.45	\$2.59	\$0.22	\$0.86	\$0.07	\$0.00	\$3.74

Residential AD Organics (Implemented)	\$3.55	\$2.29	\$0.20	\$0.00	\$0.00	\$1.26	\$3.75
---------------------------------------	--------	--------	--------	--------	--------	--------	--------

Other Residential Services

Extra trash container	\$9.75	\$9.75	\$0.84				\$10.59
Extra green waste container	\$6.09	\$6.09	\$0.52				\$6.61
Extra recycle container	\$1.82	\$1.82	\$0.16				\$1.98
Bulky Item Collection	\$26.19	\$26.19	\$2.25				\$28.44
Extra Pickup ON service day	\$12.02	\$12.02	\$1.03				\$13.05
Extra Pickup OFF service day	\$30.09	\$30.09	\$2.59				\$32.68
Extra Organic Kitchen Food Pail	\$7.63	\$7.63	\$0.66				\$8.29

Residential clean-up

(\$50.00 minimum per below)

Labor	\$43.63	\$43.63	\$3.75				\$47.38
Equipment	\$113.43	\$113.43	\$9.75				\$123.18

Residential Bins - size (yd) / frequency

1.5	1 x wk	\$109.08	\$91.74	\$7.89	\$17.34	\$1.49	N/A	\$118.66
	2 x wk	\$218.19	\$183.54	\$15.78	\$34.65	\$2.98	N/A	\$236.95
	3 x wk	\$327.37	\$275.39	\$23.68	\$51.98	\$4.47	N/A	\$355.52
	4 x wk	\$436.46	\$367.15	\$31.57	\$69.31	\$5.96	N/A	\$473.99
	5 x wk	\$545.57	\$458.93	\$39.47	\$86.64	\$7.45	N/A	\$592.49
	6 x wk	\$654.67	\$550.69	\$47.36	\$103.98	\$8.94	N/A	\$710.97
2	1 x wk	\$116.08	\$92.98	\$8.00	\$23.10	\$1.99	N/A	\$126.07
	2 x wk	\$232.19	\$185.98	\$15.99	\$46.21	\$3.97	N/A	\$252.15
	3 x wk	\$348.36	\$279.05	\$24.00	\$69.31	\$5.96	N/A	\$378.32
	4 x wk	\$464.51	\$372.09	\$32.00	\$92.42	\$7.95	N/A	\$504.46
	5 x wk	\$580.62	\$465.11	\$40.00	\$115.51	\$9.93	N/A	\$630.55
3	1 x wk	\$128.30	\$93.65	\$8.05	\$34.65	\$2.98	N/A	\$139.33
	2 x wk	\$245.83	\$176.52	\$15.18	\$69.31	\$5.96	N/A	\$266.97
	3 x wk	\$374.24	\$270.27	\$23.24	\$103.97	\$8.94	N/A	\$406.42
	4 x wk	\$502.55	\$363.94	\$31.30	\$138.61	\$11.92	N/A	\$545.77
	5 x wk	\$630.90	\$457.64	\$39.36	\$173.26	\$14.90	N/A	\$685.16
4	1 x wk	\$138.71	\$92.50	\$7.96	\$46.21	\$3.97	N/A	\$150.64
	2 x wk	\$277.46	\$185.03	\$15.91	\$92.43	\$7.95	N/A	\$301.32
	3 x wk	\$416.27	\$277.64	\$23.88	\$138.63	\$11.92	N/A	\$452.07
	4 x wk	\$555.01	\$370.17	\$31.83	\$184.84	\$15.90	N/A	\$602.74
	5 x wk	\$693.78	\$462.72	\$39.79	\$231.06	\$19.87	N/A	\$753.44
	6 x wk	\$832.51	\$555.25	\$47.75	\$277.26	\$23.84	N/A	\$904.10

Manure Collection - size (yd) / frequency

2	1 x wk	\$151.57	\$129.40	\$11.13	\$22.17	\$1.91	N/A	\$164.61
	2 x wk	\$296.73	\$252.38	\$21.70	\$44.35	\$3.81	N/A	\$322.24
	3 x wk	\$441.88	\$375.38	\$32.28	\$66.50	\$5.72	N/A	\$479.88
	4 x wk	\$587.05	\$498.37	\$42.86	\$88.68	\$7.63	N/A	\$637.54
	5 x wk	\$732.22	\$621.37	\$53.44	\$110.85	\$9.53	N/A	\$795.19
	6 x wk	\$877.39	\$744.36	\$64.01	\$133.03	\$11.44	N/A	\$952.84
3	1 x wk	\$145.17	\$123.00	\$10.58	\$22.17	\$1.91	N/A	\$157.66
	2 x wk	\$289.62	\$246.00	\$21.16	\$44.35	\$3.81	N/A	\$315.32
	3 x wk	\$439.24	\$369.00	\$31.74	\$66.50	\$5.72	N/A	\$473.98
	4 x wk	\$588.86	\$492.00	\$42.32	\$88.68	\$7.63	N/A	\$632.64
	5 x wk	\$738.47	\$615.00	\$52.90	\$110.85	\$9.53	N/A	\$791.30
	6 x wk	\$888.09	\$738.00	\$63.48	\$133.03	\$11.44	N/A	\$951.96

Each Additional Pickup

3	1 x wk	\$189.62	\$156.36	\$13.45	\$33.26	\$2.86	N/A	\$205.93
	2 x wk	\$379.24	\$312.72	\$26.90	\$66.50	\$5.72	N/A	\$408.88
	3 x wk	\$568.86	\$469.08	\$40.35	\$99.78	\$8.58	N/A	\$603.84
	4 x wk	\$758.47	\$628.44	\$53.73	\$133.06	\$11.44	N/A	\$802.84
	5 x wk	\$948.09	\$787.80	\$67.05	\$166.31	\$14.30	N/A	\$1001.80

COUNTY OF RIVERSIDE

AREA 5 2022 PRICE ADJUSTMENT

Tip Fee Increase ** County of Riverside 8.60%
 Fuel Surcharge 0.00%
 CPI ** County of Riverside 8.60%

	Previous Rate	Service Component		Landfill Component		Extraordinary	Adjusted Total
		Prior Service	Adjustment to Service	Prior Landfill	Adjustment to Landfill	See Support Document	
6 x wk	\$1,105.70	\$906.12	\$77.93	\$199.58	\$17.16	N/A	\$1,200.79
Each Additional Pickup	\$183.22	\$149.96	\$12.90	\$33.26	\$2.86	N/A	\$198.98

Commercial bin service - size (yd) / frequency

(Both Comprehensive and Non-comprehensive)

Bin Size	Frequency	Service Component			Landfill Component		Extraordinary	Adjusted Total
		Prior Service	Adjustment to Service	Prior Landfill	Adjustment to Landfill			
1.5	1 x wk	\$112.75	\$95.41	\$8.21	\$17.34	\$1.49	N/A	\$122.45
	2 x wk	\$225.47	\$190.82	\$16.41	\$34.65	\$2.98	N/A	\$244.86
	3 x wk	\$338.21	\$286.23	\$24.62	\$51.98	\$4.47	N/A	\$367.30
	4 x wk	\$450.96	\$381.65	\$32.82	\$69.31	\$5.96	N/A	\$489.74
	5 x wk	\$563.69	\$477.05	\$41.03	\$86.64	\$7.45	N/A	\$612.17
	6 x wk	\$676.43	\$572.46	\$49.23	\$103.97	\$8.94	N/A	\$734.60
2	1 x wk	\$123.99	\$100.89	\$8.68	\$23.10	\$1.99	N/A	\$134.66
	2 x wk	\$247.97	\$201.76	\$17.35	\$46.21	\$3.97	N/A	\$269.29
	3 x wk	\$372.01	\$302.70	\$26.03	\$69.31	\$5.96	N/A	\$404.00
	4 x wk	\$496.00	\$403.57	\$34.71	\$92.43	\$7.95	N/A	\$538.66
	5 x wk	\$619.99	\$504.47	\$43.38	\$115.52	\$9.93	N/A	\$673.30
	6 x wk	\$743.97	\$605.34	\$52.06	\$138.63	\$11.92	N/A	\$807.95
3	1 x wk	\$152.58	\$117.93	\$10.14	\$34.65	\$2.98	N/A	\$165.70
	2 x wk	\$305.16	\$235.85	\$20.28	\$69.31	\$5.96	N/A	\$331.40
	3 x wk	\$457.76	\$353.79	\$30.43	\$103.97	\$8.94	N/A	\$497.13
	4 x wk	\$610.30	\$471.67	\$40.56	\$138.63	\$11.92	N/A	\$662.78
	5 x wk	\$762.87	\$589.59	\$50.70	\$173.28	\$14.90	N/A	\$828.47
	6 x wk	\$915.44	\$707.50	\$60.85	\$207.94	\$17.88	N/A	\$994.17
4	1 x wk	\$171.07	\$124.86	\$10.74	\$46.21	\$3.97	N/A	\$185.78
	2 x wk	\$342.21	\$249.78	\$21.48	\$92.43	\$7.95	N/A	\$371.64
	3 x wk	\$513.27	\$374.64	\$32.22	\$138.63	\$11.92	N/A	\$557.41
	4 x wk	\$684.35	\$499.51	\$42.96	\$184.84	\$15.90	N/A	\$743.21
	5 x wk	\$855.42	\$624.37	\$53.70	\$231.05	\$19.87	N/A	\$928.99
	6 x wk	\$1,026.52	\$749.27	\$64.44	\$277.25	\$23.84	N/A	\$1,114.80
6	1 x wk	\$261.41	\$192.10	\$16.52	\$69.31	\$5.96	N/A	\$283.89
	2 x wk	\$462.55	\$323.92	\$27.86	\$138.63	\$11.92	N/A	\$502.33
	3 x wk	\$663.71	\$455.77	\$39.20	\$207.94	\$17.88	N/A	\$720.79
	4 x wk	\$864.86	\$587.61	\$50.53	\$277.25	\$23.84	N/A	\$939.23
	5 x wk	\$1,066.02	\$719.44	\$61.87	\$346.58	\$29.81	N/A	\$1,157.70
	6 x wk	\$1,267.15	\$851.27	\$73.21	\$415.88	\$35.77	N/A	\$1,376.13
Each Additional Pickup - 1.5-6	\$69.04	\$69.04	\$5.94	\$0.00	\$0.00	N/A	\$74.98	

Each Additional Pickup - 1.5-6

Commercial recycle bin service - size (yd) / frequency

Bin Size	Frequency	Service Component			Landfill Component		Extraordinary	Adjusted Total
		Prior Service	Adjustment to Service	Prior Landfill	Adjustment to Landfill			
96 Gal Cart	1 x wk	\$53.91	\$53.91	\$4.64	\$0.00	\$0.00	N/A	\$58.55
	2 x wk	\$107.82	\$107.82	\$9.27	\$0.00	\$0.00	N/A	\$117.09
	3 x wk	\$161.72	\$161.72	\$13.91	\$0.00	\$0.00	N/A	\$175.63
	4 x wk	\$215.62	\$215.62	\$18.54	\$0.00	\$0.00	N/A	\$234.16
	5 x wk	\$269.54	\$269.54	\$23.18	\$0.00	\$0.00	N/A	\$292.72
	6 x wk	\$323.43	\$323.43	\$27.81	\$0.00	\$0.00	N/A	\$351.24
3	1 x wk	\$87.42	\$87.42	\$7.52	\$0.00	\$0.00	N/A	\$94.94
	2 x wk	\$174.83	\$174.83	\$15.04	\$0.00	\$0.00	N/A	\$189.87
	3 x wk	\$262.27	\$262.27	\$22.56	\$0.00	\$0.00	N/A	\$284.83
	4 x wk	\$349.69	\$349.69	\$30.07	\$0.00	\$0.00	N/A	\$379.76
	5 x wk	\$437.10	\$437.10	\$37.59	\$0.00	\$0.00	N/A	\$474.69
	6 x wk	\$524.52	\$524.52	\$45.11	\$0.00	\$0.00	N/A	\$569.63
Each Additional Pickup	\$69.04	\$69.04	\$5.94	\$0.00	\$0.00	N/A	\$74.98	

Each Additional Pickup

Commercial compacted bin service - size (yd) / frequency (2.5 x commercial rate)

Bin Size	Frequency	Service Component			Landfill Component		Extraordinary	Adjusted Total
		Prior Service	Adjustment to Service	Prior Landfill	Adjustment to Landfill			
2	1 x wk	\$309.99	\$240.68	\$20.70	\$69.31	\$5.96	N/A	\$336.65
	2 x wk	\$619.97	\$481.34	\$41.40	\$138.63	\$11.92	N/A	\$673.29
	3 x wk	\$930.04	\$722.10	\$62.10	\$207.94	\$17.88	N/A	\$1,010.02
	4 x wk	\$1,240.05	\$962.80	\$82.80	\$277.25	\$23.84	N/A	\$1,346.69
	5 x wk	\$1,550.03	\$1,203.45	\$103.50	\$346.58	\$29.81	N/A	\$1,683.34
	6 x wk	\$1,860.01	\$1,444.13	\$124.20	\$415.88	\$35.77	N/A	\$2,019.98
3	1 x wk	\$381.47	\$277.51	\$23.87	\$103.96	\$8.94	N/A	\$414.28
	2 x wk	\$762.93	\$554.99	\$47.73	\$207.94	\$17.88	N/A	\$828.54
	3 x wk	\$1,144.40	\$832.51	\$71.60	\$311.89	\$26.82	N/A	\$1,242.82
	4 x wk	\$1,525.84	\$1,109.96	\$95.46	\$415.88	\$35.77	N/A	\$1,657.07
	5 x wk	\$1,907.29	\$1,387.46	\$119.32	\$519.83	\$44.71	N/A	\$2,071.32
	6 x wk	\$2,288.74	\$1,664.91	\$143.18	\$623.83	\$53.65	N/A	\$2,485.57
4	1 x wk	\$427.72	\$289.09	\$24.86	\$138.63	\$11.92	N/A	\$464.50
	2 x wk	\$855.52	\$578.27	\$49.73	\$277.25	\$23.84	N/A	\$929.09
	3 x wk	\$1,283.24	\$867.36	\$74.59	\$415.88	\$35.77	N/A	\$1,393.60
	4 x wk	\$1,710.98	\$1,156.46	\$99.46	\$554.52	\$47.69	N/A	\$1,858.13
	5 x wk	\$2,138.68	\$1,445.53	\$124.32	\$693.15	\$59.61	N/A	\$2,322.61
	6 x wk	\$2,566.49	\$1,734.71	\$149.19	\$831.78	\$71.53	N/A	\$2,787.21
Each Additional Pickup - 2,3,4	\$172.59	\$172.59	\$14.84	\$0.00	\$0.00	N/A	\$187.43	

Each Additional Pickup - 2,3,4

Commercial Organics Rates - Food (Carts and Bin)

Bin Size	Frequency	Service Component			Landfill Component		Extraordinary	Adjusted Total
		Prior Service	Adjustment to Service	Prior Landfill	Adjustment to Landfill			
64 Gal Cart	1 x wk	\$55.01	\$29.76	\$2.56	\$25.25	\$2.17	N/A	\$59.74
	2 x wk	\$110.02	\$59.54	\$5.12	\$50.48	\$4.34	N/A	\$119.48
	3 x wk	\$165.02	\$89.29	\$7.68	\$75.73	\$6.51	N/A	\$179.21
	4 x wk	\$220.02	\$119.06	\$10.24	\$100.96	\$8.68	N/A	\$238.94

COUNTY OF RIVERSIDE

AREA 5 2022 PRICE ADJUSTMENT

Tip Fee Increase ** County of Riverside 8.60%
 Fuel Surcharge 0.00%
 CPI ** County of Riverside 8.60%

		Previous Rate	Service Component		Landfill Component		Extraordinary	Adjusted Total
			Prior Service	Adjustment to Service	Prior Landfill	Adjustment to Landfill	See Support Document	
	5 x wk	\$275.04	\$148.83	\$12.80	\$126.21	\$10.85	N/A	\$298.69
	6 x wk	\$330.03	\$178.59	\$15.36	\$151.44	\$13.02	N/A	\$358.41
Each Additional Pickup		\$54.97	\$54.97	\$4.73				\$59.70
2 YD	1 x wk	\$224.45	\$100.87	\$8.67	\$123.58	\$10.63	N/A	\$243.75
	2 x wk	\$448.92	\$201.76	\$17.35	\$247.16	\$21.26	N/A	\$487.53
	3 x wk	\$673.39	\$302.64	\$26.03	\$370.75	\$31.88	N/A	\$731.30
	4 x wk	\$897.87	\$403.53	\$34.70	\$494.34	\$42.51	N/A	\$975.08
	5 x wk	\$1,122.34	\$504.43	\$43.38	\$617.91	\$53.14	N/A	\$1,218.86
	6 x wk	\$1,346.80	\$605.30	\$52.06	\$741.50	\$63.77	N/A	\$1,462.63
Commercial Organics Rates - Non-Food								
2 YD	1 x wk	\$171.49	\$100.87	\$8.67	\$70.62	\$6.07	N/A	\$186.23
	2 x wk	\$343.01	\$201.76	\$17.35	\$141.25	\$12.15	N/A	\$372.51
	3 x wk	\$514.51	\$302.64	\$26.03	\$211.87	\$18.22	N/A	\$558.76
	4 x wk	\$686.05	\$403.53	\$34.70	\$282.52	\$24.30	N/A	\$745.05
	5 x wk	\$857.56	\$504.43	\$43.38	\$353.13	\$30.37	N/A	\$931.31
	6 x wk	\$1,029.06	\$605.30	\$52.06	\$423.76	\$36.44	N/A	\$1,117.56
Each Additional Pickup (Bin Service)		\$69.04	\$69.04	\$5.94	\$0.00	\$0.00	N/A	\$74.98
Organics contamination fee		\$49.08	\$49.08	\$4.22	\$0.00	\$0.00	N/A	\$53.30

Roll-off rates:

Roll-Off Delivery	\$81.59	\$81.59	\$7.02	\$0.00	\$0.00		\$88.61	
10- cubic yard	\$696.53	\$269.66	\$23.19	\$426.87	\$36.71		\$756.43	
40- cubic yard	\$525.80	\$269.66	\$23.19	\$256.14	\$22.03		\$571.02	
Regular Roll-off account	\$242.67	\$242.67	\$20.87				\$263.54	
Compactor	\$355.00	\$355.00	\$30.53				\$385.53	
Roll-off Redelivery	\$79.21	\$79.21	\$6.81				\$86.02	
Roll-off Delinquent Acct container removal fee/each	\$57.90	\$57.90	\$4.98				\$62.88	
Roll-off Delinquent Acct container redelivery fee/each	\$57.90	\$57.90	\$4.98				\$62.88	
Roll-off False Run	\$79.21	\$79.21	\$6.81				\$86.02	
Roll-off Relocation	\$79.21	\$79.21	\$6.81				\$86.02	
Roll-Off Stand-by Time/very 15 min. (after first 15 minutes)	\$26.32	\$26.32	\$2.26				\$28.58	
Roll-off Demurage -Each Day over 7	\$5.46	\$5.46	\$0.47				\$5.93	
Roll-off Compactor Haul Rate	\$235.60	\$235.60	\$20.26				\$255.86	
Roll-off Compactor Steam Clean	\$222.54	\$222.54	\$19.14				\$241.68	
Organics:								
Roll-off 40 yard - food and other organics	\$374.23	\$374.23	\$32.18				\$406.41	
Compactors - food and other organics	\$374.23	\$374.23	\$32.18				\$406.41	
Processing rate per ton	\$81.55			\$81.55	\$7.01		\$88.56	

Temporary bin service

3 cubic yards	\$141.71	\$133.69	\$11.50	\$8.02	\$0.69		\$153.90
Temp Bin Demurage - Each Day over 7	\$2.18	\$2.18	\$0.19				\$2.37
Temp Bin Container Delivery	\$42.66	\$42.66	\$3.67				\$46.33
Temp Bin Container Relocation	\$47.37	\$47.37	\$4.07				\$51.44
Commercial Container Delivery	\$42.66	\$42.66	\$3.67				\$46.33
Commercial Container Redelivery Delinquency fee / each	\$42.66	\$42.66	\$3.67				\$46.33
Commercial Container Removal Delinquency fee / each	\$42.66	\$42.66	\$3.67				\$46.33
Commercial Container Exchange	\$78.95	\$78.95	\$6.79				\$85.74
Commercial Container Return Srvc/Pickup fee	\$52.94	\$52.94	\$4.55				\$57.49
Commercial Container Relocation	\$47.37	\$47.37	\$4.07				\$51.44
Commercial Container Dump on-site	\$67.02	\$67.02	\$5.76				\$72.78
Residential Container Redelivery	\$30.48	\$30.48	\$2.62				\$33.10
Locking Container	\$12.18	\$12.18	\$1.05				\$13.23
Account Setup Residential & Commercial	\$30.08	\$30.08	\$2.59				\$32.67
Commercial Recycle Bin Contamination	\$80.86	\$80.86	\$6.95				\$87.81
Commercial Bin Overage	\$46.19	\$46.19	\$3.97				\$50.16
Commercial Scout Service - Each Occurrence	\$30.48	\$30.48	\$2.62				\$33.10
Commercial Bulky Item Collection - (2) Items	\$30.99	\$30.99	\$2.67				\$33.66
Commercial Bulky Item Collection - Each Addl Item	\$18.96	\$18.96	\$1.63				\$20.59
Tax Assessment Fee	\$35.04	\$35.04	\$3.01				\$38.05

COUNTY OF RIVERSIDE

AREA 6 2022 PRICE ADJUSTMENT

Tip Fee Increase 8.60%
 Fuel Surcharge 0.00%
 CPI 8.60%

Previous Rate	Service Component	
	Prior Service	Adjustment to Service

Landfill Component		Extraordinary	Adjusted Total
Prior Landfill	Adjustment to Landfill	See Support Document	

Residential Services

Comprehensive Collection

Regular		\$26.36	\$19.79	\$1.70	\$5.70	\$0.49	\$0.87	\$28.55
Senior		\$23.95	\$17.38	\$1.49	\$5.70	\$0.49	\$0.87	\$25.93
Hard to Service		\$30.26	\$23.69	\$2.04	\$5.70	\$0.49	\$0.87	\$32.79
Green Waste		\$2.46	\$1.68	\$0.14	\$0.78	\$0.07	\$0.00	\$2.67
Residential AD Organics	Not implemented	\$3.55	\$2.29	\$0.20	\$0.00	\$0.00	\$1.26	\$3.75

Extra trash container		\$9.75	\$9.75	\$0.84				\$10.59
Extra green waste container		\$6.09	\$6.09	\$0.52				\$6.61
Extra recycle container		\$1.82	\$1.82	\$0.16				\$1.98
Bulky Item Collection		\$25.24	\$25.24	\$2.17				\$27.41
Extra Pickup ON service day		\$12.40	\$12.40	\$1.07				\$13.47
Extra Pickup OFF service day		\$30.99	\$30.99	\$2.67				\$33.66
Residential clean-up (\$50.00 minimum per below)								
Labor		\$43.34	\$43.34	\$3.73				\$47.07
Equipment		\$112.69	\$112.69	\$9.69				\$122.38

Commercial bin service - size (yd) / frequency

(Both Comprehensive and Non-comprehensive)

2	1 x wk	\$109.34	\$86.24	\$7.42	\$23.10	\$1.99	\$118.75
	2 x wk	\$180.86	\$134.66	\$11.58	\$46.20	\$3.97	\$196.41
	3 x wk	\$252.37	\$183.08	\$15.74	\$69.29	\$5.96	\$274.07
	4 x wk	\$323.89	\$231.48	\$19.91	\$92.41	\$7.95	\$351.75
	5 x wk	\$395.41	\$279.91	\$24.07	\$115.50	\$9.93	\$429.41
	6 x wk	\$466.92	\$328.32	\$28.24	\$138.60	\$11.92	\$507.08
Each Additional Day		\$71.52	\$48.42	\$4.16	\$23.10	\$1.99	\$77.67
Each Additional Container		\$109.34	\$86.24	\$7.42	\$23.10	\$1.99	\$118.75
3	1 x wk	\$129.71	\$95.06	\$8.18	\$34.65	\$2.98	\$140.87
	2 x wk	\$231.17	\$161.88	\$13.92	\$69.29	\$5.96	\$251.05
	3 x wk	\$332.67	\$228.71	\$19.67	\$103.96	\$8.94	\$361.28
	4 x wk	\$434.14	\$295.54	\$25.42	\$138.60	\$11.92	\$471.48
	5 x wk	\$535.63	\$362.38	\$31.16	\$173.25	\$14.90	\$581.69
	6 x wk	\$637.10	\$429.21	\$36.91	\$207.89	\$17.88	\$691.89
Each Additional Day		\$101.48	\$66.83	\$5.75	\$34.65	\$2.98	\$110.21
Each Additional Container		\$124.50	\$89.85	\$7.73	\$34.65	\$2.98	\$135.21
4	1 x wk	\$165.77	\$119.56	\$10.28	\$46.21	\$3.97	\$180.02
	2 x wk	\$292.17	\$199.74	\$17.18	\$92.43	\$7.95	\$317.30
	3 x wk	\$418.56	\$279.93	\$24.07	\$138.63	\$11.92	\$454.55
	4 x wk	\$544.93	\$360.09	\$30.97	\$184.84	\$15.90	\$591.80
	5 x wk	\$671.34	\$440.28	\$37.86	\$231.06	\$19.87	\$729.07
	6 x wk	\$797.71	\$520.45	\$44.76	\$277.26	\$23.84	\$866.31
Each Additional Day		\$126.40	\$80.19	\$6.90	\$46.21	\$3.97	\$137.27
Each Additional Container		\$165.77	\$119.56	\$10.28	\$46.21	\$3.97	\$180.02

Commercial recycle bin service - size (yd) / frequency

96 GAL CART	1 x wk	\$53.91	\$53.91	\$4.64	\$0.00	\$0.00	\$58.55
	2 x wk	\$107.82	\$107.82	\$9.27	\$0.00	\$0.00	\$117.09
	3 x wk	\$161.72	\$161.72	\$13.91	\$0.00	\$0.00	\$175.63
	4 x wk	\$215.62	\$215.62	\$18.54	\$0.00	\$0.00	\$234.16
	5 x wk	\$269.54	\$269.54	\$23.18	\$0.00	\$0.00	\$292.72
	6 x wk	\$323.43	\$323.43	\$27.81	\$0.00	\$0.00	\$351.24
3	1 x wk	\$87.42	\$87.42	\$7.52	\$0.00	\$0.00	\$94.94
	2 x wk	\$174.83	\$174.83	\$15.04	\$0.00	\$0.00	\$189.87
	3 x wk	\$262.27	\$262.27	\$22.56	\$0.00	\$0.00	\$284.83
	4 x wk	\$349.69	\$349.69	\$30.07	\$0.00	\$0.00	\$379.76
	5 x wk	\$437.10	\$437.10	\$37.59	\$0.00	\$0.00	\$474.69
	6 x wk	\$524.52	\$524.52	\$45.11	\$0.00	\$0.00	\$569.63
Each Additional Pickup		\$69.04	\$69.04	\$5.94	\$0.00	\$0.00	\$74.98

Commercial compacted bin service - size (yd) / frequency (2.5 x commercial rate)

1 x wk	\$273.33	\$204.02	\$17.55	\$69.31	\$5.96	\$296.84
--------	----------	----------	---------	---------	--------	----------

COUNTY OF RIVERSIDE

AREA 6 2022 PRICE ADJUSTMENT

Tip Fee Increase 8.60%
 Fuel Surcharge 0.00%
 CPI 8.60%

		Previous Rate	Service Component		Landfill Component		Extraordinary	Adjusted Total
			Prior Service	Adjustment to Service	Prior Landfill	Adjustment to Landfill	See Support Document	
2	2 x wk	\$452.15	\$313.54	\$26.96	\$138.61	\$11.92		\$491.03
	3 x wk	\$630.95	\$423.05	\$36.38	\$207.90	\$17.88		\$685.21
	4 x wk	\$809.77	\$532.56	\$45.80	\$277.21	\$23.84		\$879.41
	5 x wk	\$988.57	\$642.07	\$55.22	\$346.50	\$29.80		\$1,073.59
	6 x wk	\$1,167.39	\$751.58	\$64.64	\$415.81	\$35.76		\$1,267.79
3	1 x wk	\$324.28	\$220.32	\$18.95	\$103.96	\$8.94		\$352.17
	2 x wk	\$577.99	\$370.10	\$31.83	\$207.89	\$17.88		\$627.70
	3 x wk	\$831.71	\$519.86	\$44.71	\$311.85	\$26.82		\$903.24
	4 x wk	\$1,085.41	\$669.62	\$57.59	\$415.79	\$35.76		\$1,178.76
	5 x wk	\$1,339.15	\$819.40	\$70.47	\$519.75	\$44.70		\$1,454.32
4	6 x wk	\$1,592.86	\$969.17	\$83.35	\$623.69	\$53.64		\$1,729.85
	1 x wk	\$414.44	\$275.81	\$23.72	\$138.63	\$11.92		\$450.08
	2 x wk	\$730.45	\$453.19	\$38.97	\$277.26	\$23.84		\$793.26
	3 x wk	\$1,046.44	\$630.55	\$54.23	\$415.89	\$35.77		\$1,136.44
	4 x wk	\$1,362.43	\$807.90	\$69.48	\$554.53	\$47.69		\$1,479.60
	5 x wk	\$1,678.45	\$985.28	\$84.73	\$693.17	\$59.61		\$1,822.79
	6 x wk	\$1,994.44	\$1,162.64	\$99.99	\$831.80	\$71.53		\$2,165.96
	Each Additional Pickup - 2,3,4	\$172.59	\$172.59	\$14.84	\$0.00	\$0.00		\$187.43

Each Additional Pickup - 2,3,4

Commercial Organics Rates - Food (Carts and Bin)

64 Gal Cart	1 x wk	\$55.01	\$29.76	\$2.56	\$25.25	\$2.17		\$59.74
	2 x wk	\$110.02	\$59.54	\$5.12	\$50.48	\$4.34		\$119.48
	3 x wk	\$165.02	\$89.29	\$7.68	\$75.73	\$6.51		\$179.21
	4 x wk	\$220.02	\$119.06	\$10.24	\$100.96	\$8.68		\$238.94
	5 x wk	\$275.04	\$148.83	\$12.80	\$126.21	\$10.85		\$298.69
	6 x wk	\$330.03	\$178.59	\$15.36	\$151.44	\$13.02		\$358.41

Each Additional Pickup

2 YD	1 x wk	\$209.82	\$86.24	\$7.42	\$123.58	\$10.63		\$227.87
	2 x wk	\$419.61	\$172.45	\$14.83	\$247.16	\$21.26		\$455.70
	3 x wk	\$629.44	\$258.69	\$22.25	\$370.75	\$31.88		\$683.57
	4 x wk	\$839.24	\$344.90	\$29.66	\$494.34	\$42.51		\$911.41
	5 x wk	\$1,049.06	\$431.15	\$37.08	\$617.91	\$53.14		\$1,139.28
	6 x wk	\$1,258.87	\$517.37	\$44.49	\$741.50	\$63.77		\$1,367.13

Commercial Organics Rates - Non-Food

2 YD	1 x wk	\$156.86	\$86.24	\$7.42	\$70.62	\$6.07		\$170.35
	2 x wk	\$313.70	\$172.45	\$14.83	\$141.25	\$12.15		\$340.68
	3 x wk	\$470.56	\$258.69	\$22.25	\$211.87	\$18.22		\$511.03
	4 x wk	\$627.42	\$344.90	\$29.66	\$282.52	\$24.30		\$681.38
	5 x wk	\$784.28	\$431.15	\$37.08	\$353.13	\$30.37		\$851.73
	6 x wk	\$941.13	\$517.37	\$44.49	\$423.76	\$36.44		\$1,022.06

Each Additional Pickup (Bin Service)

Organics contamination fee

		\$69.04	\$69.04	\$5.94	\$0.00	\$0.00		\$74.98
		\$49.08	\$49.08	\$4.22	\$0.00	\$0.00		\$53.30

Roll-off rates:

New Roll-off Delivery	\$79.21	\$79.21	\$6.81					\$86.02
30 Cu. Yd	\$327.53	\$327.53	\$28.17					\$355.70
40 Cu. Yd	\$374.23	\$374.23	\$32.18					\$406.41
50 Cu. Yd	\$490.10	\$490.10	\$42.15					\$532.25
Regular Roll-off account/Haul Rate 10 Cu Yd	\$327.53	\$327.53	\$28.17					\$355.70
Compactor	\$439.87	\$439.87	\$37.83					\$477.70
Roll-off Redelivery	\$79.21	\$79.21	\$6.81					\$86.02
Roll-off Delinquent Acct container removal fee/each	\$57.90	\$57.90	\$4.98					\$62.88
Roll-off Delinquent Acct container redelivery fee/each	\$57.90	\$57.90	\$4.98					\$62.88
Roll-off False Run	\$79.21	\$79.21	\$6.81					\$86.02
Roll-off Relocation	\$79.21	\$79.21	\$6.81					\$86.02
Roll-Off Stand-by Time/every 15 min. (after first 15 minutes)	\$26.32	\$26.32	\$2.26					\$28.58
Roll-off Demurage -Each Day over 7	\$10.90	\$10.90	\$0.94					\$11.84
Roll-off Compactor Steam Clean	\$222.54	\$222.54	\$19.14					\$241.68
Organics:								
Roll-off 40 yard - food and other organics	\$332.59	\$332.59	\$28.60					\$361.19
Compactors - food and other organics	\$332.59	\$332.59	\$28.60					\$361.19
Processing rate per ton	\$81.55	\$0.00	\$0.00	\$81.55	\$7.01			\$88.56
Unscheduled Extra Bin Dumps	\$66.73	\$58.71	\$5.05	\$8.02	\$0.69			\$72.47

COUNTY OF RIVERSIDE

AREA 6 2022 PRICE ADJUSTMENT

Tip Fee Increase 8.60%
 Fuel Surcharge 0.00%
 CPI 8.60%

Previous Rate	Service Component		Landfill Component		Extraordinary	Adjusted Total
	Prior Service	Adjustment to Service	Prior Landfill	Adjustment to Landfill	See Support Document	

Temporary bin service

3 cubic yards	\$82.06	\$74.20	\$6.38	\$7.86	\$0.68	\$89.12
Temp Bin Demurage - Each Day over 7	\$5.46	\$5.46	\$0.47			\$5.93
Temp Bin Container Delivery	\$42.66	\$42.66	\$3.67			\$46.33
Temp Bin Container Relocation	\$47.37	\$47.37	\$4.07			\$51.44
Commercial Container Delivery	\$42.66	\$42.66	\$3.67			\$46.33
Commercial Container Redelivery Delinquency fee / each	\$42.66	\$42.66	\$3.67			\$46.33
Commercial Container Removal Delinquency fee / each	\$42.66	\$42.66	\$3.67			\$46.33
Commercial Container Exchange	\$78.95	\$78.95	\$6.79			\$85.74
Commercial Container Return Srvc/Pickup fee	\$52.94	\$52.94	\$4.55			\$57.49
Commercial Container Relocation	\$47.37	\$47.37	\$4.07			\$51.44
Commercial Container Dump on-site	\$67.02	\$67.02	\$5.76			\$72.78
Residential Container Redelivery	\$30.48	\$30.48	\$2.62			\$33.10
Locking Container	\$12.18	\$12.18	\$1.05			\$13.23
Account Setup Residential & Commercial	\$30.08	\$30.08	\$2.59			\$32.67
Commercial Recycle Bin Contamination	\$80.86	\$80.86	\$6.95			\$87.81
Commercial Bin Overage	\$46.19	\$46.19	\$3.97			\$50.16
Commercial Scout Service - Each Occurrence	\$30.48	\$30.48	\$2.62			\$33.10
Commercial Bulky Item Collection - Each Item	\$25.14	\$25.14	\$2.16			\$27.30
Tax Assesment Fee	\$35.04	\$35.04	\$3.01			\$38.05

COUNTY OF RIVERSIDE

AREA 7 2022 PRICE ADJUSTMENT

Tip Fee Increase 8.60%
 Fuel Surcharge 0.00%
 CPI 8.60%

Previous Rate	Service Component		Landfill Component		Extraordinary	Adjusted Total
	Prior Service	Adjustment to Service	Prior Landfill	Adjustment to Landfill	See Support Document	

Residential Services

Non- Comprehensive Collection

Regular	\$0.00	\$0.00	\$0.00	\$0.00	\$0.00	\$0.00	\$0.00
Senior	\$0.00	\$0.00	\$0.00	\$0.00	\$0.00	\$0.00	\$0.00
<i>Hard to Service - Recycling Area</i>							
Regular	\$0.00	\$0.00	\$0.00	\$0.00	\$0.00	\$0.00	\$0.00
Senior	\$0.00	\$0.00	\$0.00	\$0.00	\$0.00	\$0.00	\$0.00
<i>Hard to Service - Non- Recycling Area</i>							
Regular	\$0.00	\$0.00	\$0.00	\$0.00	\$0.00	\$0.00	\$0.00
Senior	\$0.00	\$0.00	\$0.00	\$0.00	\$0.00	\$0.00	\$0.00

Comprehensive Collection

Regular	\$28.29	\$21.72	\$1.87	\$5.70	\$0.49	\$0.87	\$30.65
Senior	\$25.36	\$18.79	\$1.62	\$5.70	\$0.49	\$0.87	\$27.47
<i>Hard to Service - Recycling Area</i>							
Regular	\$30.38	\$23.81	\$2.05	\$5.70	\$0.49	\$0.87	\$32.92
Senior	\$27.27	\$20.70	\$1.78	\$5.70	\$0.49	\$0.87	\$29.54
<i>Hard to Service - Non- Recycling Area</i>							
Regular	\$26.72	\$20.15	\$1.73	\$5.70	\$0.49	\$0.87	\$28.94
Senior	\$24.18	\$17.61	\$1.51	\$5.70	\$0.49	\$0.87	\$26.18
<i>Special Pick-up (other than regular day)</i>							
Regular	\$13.91	\$8.21	\$0.71	\$5.70	\$0.49	\$0.00	\$15.11
Hard to service	\$25.45	\$19.75	\$1.70	\$5.70	\$0.49	\$0.00	\$27.64

Residential AD Organics Implemented \$3.55 \$2.29 \$0.20 \$0.00 \$0.00 \$1.26 **\$3.75**

Other Residential Services

<i>Excess amount (can equivalents)</i>							
30 Gallon	\$2.43	\$2.43	\$0.21				\$2.64
60 Gallon	\$4.89	\$4.89	\$0.42				\$5.31
90 Gallon	\$7.30	\$7.30	\$0.63				\$7.93
Extra Cart 90 Gallon	\$7.16	\$7.16	\$0.62				\$7.78
Green Waste 90 Gallon	\$5.01	\$5.01	\$0.43				\$5.44
Extra trash container	\$9.75	\$9.75	\$0.84				\$10.59
Extra green waste container	\$6.09	\$6.09	\$0.52				\$6.61
Extra recycle container	\$1.82	\$1.82	\$0.16				\$1.98
Bulky Item Collection	\$25.84	\$25.84	\$2.22				\$28.06
Extra Pickup ON service day	\$12.40	\$12.40	\$1.07				\$13.47
Extra Pickup OFF service day	\$30.99	\$30.99	\$2.67				\$33.66
Residential clean-up	\$137.76	\$137.76	\$11.85				\$149.61 per hour
Extra Organic Kitchen Food Pail	\$7.63	\$7.63	\$0.66				\$8.29

Commercial bin service - size (yd) / frequency

1.5	1 x wk	\$101.24	\$85.17	\$7.32	\$16.07	\$1.38	N/A	\$109.94
	2 x wk	\$194.37	\$162.26	\$13.95	\$32.11	\$2.76	N/A	\$211.08
	3 x wk	\$287.53	\$239.37	\$20.59	\$48.16	\$4.14	N/A	\$312.26
	4 x wk	\$380.69	\$316.48	\$27.22	\$64.21	\$5.52	N/A	\$413.43
	5 x wk	\$473.87	\$393.58	\$33.85	\$80.29	\$6.90	N/A	\$514.62
	6 x wk	\$567.17	\$470.83	\$40.49	\$96.34	\$8.29	N/A	\$615.95
Additional Container		\$101.24	\$85.17	\$7.32	\$16.07	\$1.38	N/A	\$109.94
2	1 x wk	\$121.67	\$100.26	\$8.62	\$21.41	\$1.84	N/A	\$132.13
	2 x wk	\$228.47	\$185.66	\$15.97	\$42.81	\$3.68	N/A	\$248.12
	3 x wk	\$335.26	\$271.05	\$23.31	\$64.21	\$5.52	N/A	\$364.09
	4 x wk	\$442.09	\$356.46	\$30.66	\$85.63	\$7.36	N/A	\$480.11
	5 x wk	\$548.89	\$441.85	\$38.00	\$107.04	\$9.21	N/A	\$596.10
	6 x wk	\$655.67	\$532.58	\$45.80	\$123.09	\$10.59	N/A	\$712.06
Additional Container		\$121.67	\$100.26	\$8.62	\$21.41	\$1.84	N/A	\$132.13
3	1 x wk	\$153.33	\$121.22	\$10.43	\$32.11	\$2.76	N/A	\$166.52
	2 x wk	\$285.83	\$221.62	\$19.06	\$64.21	\$5.52	N/A	\$310.41
	3 x wk	\$418.36	\$322.03	\$27.69	\$96.33	\$8.28	N/A	\$454.33
	4 x wk	\$550.90	\$422.45	\$36.33	\$128.45	\$11.05	N/A	\$598.28
	5 x wk	\$683.41	\$522.86	\$44.97	\$160.55	\$13.81	N/A	\$742.19
	6 x wk	\$816.09	\$623.43	\$53.61	\$192.66	\$16.57	N/A	\$886.27
Additional Container		\$153.31	\$121.20	\$10.42	\$32.11	\$2.76	N/A	\$166.49

Additional Pick-ups

1.5	On Route	\$35.64	\$31.94	\$2.75	\$3.70	\$0.32	N/A	\$38.71
2	On Route	\$41.11	\$36.17	\$3.11	\$4.94	\$0.42	N/A	\$44.64
3	On Route	\$44.88	\$37.47	\$3.22	\$7.41	\$0.64	N/A	\$48.74
1.5	Special	\$52.39	\$48.69	\$4.19	\$3.70	\$0.32	N/A	\$56.90
2	Special	\$58.81	\$53.87	\$4.63	\$4.94	\$0.42	N/A	\$63.86
3	Special	\$58.86	\$51.45	\$4.42	\$7.41	\$0.64	N/A	\$63.92

Commercial Bins - Hard to Service

1.5	1 x wk	\$219.92	\$203.85	\$17.53	\$16.07	\$1.38	N/A	\$238.83
	2 x wk	\$442.27	\$410.16	\$35.27	\$32.11	\$2.76	N/A	\$480.30
	3 x wk	\$659.17	\$611.01	\$52.55	\$48.16	\$4.14	N/A	\$715.86

COUNTY OF RIVERSIDE

AREA 7 2022 PRICE ADJUSTMENT

Tip Fee Increase 8.60%
 Fuel Surcharge 0.00%
 CPI 8.60%

		Service Component		
		Previous Rate	Prior Service	Adjustment to Service
1	4 x wk	\$876.08	\$811.87	\$69.82
	5 x wk	\$1,093.01	\$1,012.72	\$87.09
	6 x wk	\$1,313.26	\$1,216.92	\$104.66
Additional Container		\$219.92	\$203.85	\$17.53
2	1 x wk	\$240.14	\$218.73	\$18.81
	2 x wk	\$475.69	\$432.88	\$37.23
	3 x wk	\$705.79	\$641.58	\$55.18
	4 x wk	\$935.94	\$850.31	\$73.13
	5 x wk	\$1,166.07	\$1,059.03	\$91.08
	6 x wk	\$1,396.20	\$1,267.75	\$109.03
Additional Container		\$240.14	\$218.73	\$18.81
3	1 x wk	\$274.58	\$242.47	\$20.85
	2 x wk	\$536.85	\$472.64	\$40.65
	3 x wk	\$793.14	\$696.81	\$59.93
	4 x wk	\$1,049.43	\$920.98	\$79.20
	5 x wk	\$1,305.68	\$1,145.13	\$98.48
	6 x wk	\$1,562.38	\$1,369.72	\$117.80
Additional Container		\$274.58	\$242.47	\$20.85

Landfill Component		Extraordinary	Adjusted Total
Prior Landfill	Adjustment to Landfill	See Support Document	
\$64.21	\$5.52	N/A	\$951.42
\$80.29	\$6.90	N/A	\$1,187.00
\$96.34	\$8.29	N/A	\$1,426.21
\$16.07	\$1.38	N/A	\$238.83
\$21.41	\$1.84	N/A	\$260.79
\$42.81	\$3.68	N/A	\$516.60
\$64.21	\$5.52	N/A	\$766.49
\$85.63	\$7.36	N/A	\$1,016.43
\$107.04	\$9.21	N/A	\$1,266.36
\$128.45	\$11.05	N/A	\$1,516.28
\$21.41	\$1.84	N/A	\$260.79
\$32.11	\$2.76	N/A	\$298.19
\$64.21	\$5.52	N/A	\$583.02
\$96.33	\$8.28	N/A	\$861.35
\$128.45	\$11.05	N/A	\$1,139.68
\$160.55	\$13.81	N/A	\$1,417.97
\$192.66	\$16.57	N/A	\$1,696.75
\$32.11	\$2.76	N/A	\$298.19

Commercial recycle bin service - size (yd) / frequency

(Part of bundled service)

96 Gal Cart	1 x wk	\$53.91	\$53.91	\$4.64
	2 x wk	\$107.83	\$107.83	\$9.27
	3 x wk	\$161.73	\$161.73	\$13.91
	4 x wk	\$215.64	\$215.64	\$18.54
	5 x wk	\$269.56	\$269.56	\$23.18
	6 x wk	\$323.45	\$323.45	\$27.82
2	1 x wk	\$61.95	\$61.95	\$5.33
	2 x wk	\$123.91	\$123.91	\$10.66
	3 x wk	\$185.86	\$185.86	\$15.98
	4 x wk	\$247.80	\$247.80	\$21.31
	5 x wk	\$309.76	\$309.76	\$26.64
	6 x wk	\$371.72	\$371.72	\$31.97
3	1 x wk	\$78.11	\$78.11	\$6.72
	2 x wk	\$156.23	\$156.23	\$13.44
	3 x wk	\$234.35	\$234.35	\$20.15
	4 x wk	\$312.52	\$312.52	\$26.88
	5 x wk	\$390.61	\$390.61	\$33.59
	6 x wk	\$468.86	\$468.86	\$40.32
Each Additional Pickup		\$69.04	\$69.04	\$5.94

\$0.00	\$0.00	N/A	\$58.55
\$0.00	\$0.00	N/A	\$117.10
\$0.00	\$0.00	N/A	\$175.64
\$0.00	\$0.00	N/A	\$234.18
\$0.00	\$0.00	N/A	\$292.74
\$0.00	\$0.00	N/A	\$351.27
\$0.00	\$0.00	N/A	\$67.28
\$0.00	\$0.00	N/A	\$134.57
\$0.00	\$0.00	N/A	\$201.84
\$0.00	\$0.00	N/A	\$269.11
\$0.00	\$0.00	N/A	\$336.40
\$0.00	\$0.00	N/A	\$403.69
\$0.00	\$0.00	N/A	\$84.83
\$0.00	\$0.00	N/A	\$169.67
\$0.00	\$0.00	N/A	\$254.50
\$0.00	\$0.00	N/A	\$339.40
\$0.00	\$0.00	N/A	\$424.20
\$0.00	\$0.00	N/A	\$509.18
\$0.00	\$0.00	N/A	\$74.98

Commercial compacted bin service - size (yd) / frequency (2.5 x commercial rate)

3	1 x wk	\$383.35	\$287.03	\$24.68
	2 x wk	\$714.65	\$521.98	\$44.89
	3 x wk	\$1,045.96	\$756.99	\$65.10
	4 x wk	\$1,377.31	\$991.99	\$85.31
	5 x wk	\$1,708.59	\$1,226.94	\$105.52
	6 x wk	\$2,040.36	\$1,462.37	\$125.76
Each Additional Pickup Compacted		\$172.59	\$172.59	\$14.84

\$96.32	\$8.28	N/A	\$416.31
\$192.67	\$16.57	N/A	\$776.11
\$288.97	\$24.85	N/A	\$1,135.91
\$385.32	\$33.14	N/A	\$1,495.76
\$481.65	\$41.42	N/A	\$1,855.53
\$577.99	\$49.71	N/A	\$2,215.83
\$0.00	\$0.00	N/A	\$187.43

Each Additional Pickup Compacted

Commercial Organics Rates - Food (Carts and Bin)

64 Gal Cart	1 x wk	\$55.01	\$29.76	\$2.56
	2 x wk	\$110.03	\$59.54	\$5.12
	3 x wk	\$165.03	\$89.29	\$7.68
	4 x wk	\$220.04	\$119.06	\$10.24
	5 x wk	\$275.06	\$148.83	\$12.80
	6 x wk	\$330.05	\$178.59	\$15.36
Each Additional Pickup		\$54.97	\$54.97	\$4.73
2 YD	1 x wk	\$223.87	\$100.26	\$8.62
	2 x wk	\$447.75	\$200.54	\$17.25
	3 x wk	\$671.60	\$300.78	\$25.87
	4 x wk	\$895.48	\$401.05	\$34.49
	5 x wk	\$1,119.35	\$501.32	\$43.11
	6 x wk	\$1,343.22	\$601.58	\$51.74

\$25.25	\$2.17	N/A	\$59.74
\$50.49	\$4.34	N/A	\$119.49
\$75.74	\$6.51	N/A	\$179.22
\$100.98	\$8.68	N/A	\$238.96
\$126.23	\$10.86	N/A	\$298.72
\$151.46	\$13.03	N/A	\$358.44
\$0.00	\$0.00	N/A	\$59.70
\$123.61	\$10.63	N/A	\$243.12
\$247.21	\$21.26	N/A	\$486.26
\$370.82	\$31.89	N/A	\$729.36
\$494.43	\$42.52	N/A	\$972.49
\$618.03	\$53.15	N/A	\$1,215.61
\$741.64	\$63.78	N/A	\$1,458.74

Commercial Organics Rates - Non-Food

2 YD	1 x wk	\$170.89	\$100.26	\$8.62
	2 x wk	\$341.82	\$200.54	\$17.25
	3 x wk	\$512.69	\$300.78	\$25.87
	4 x wk	\$683.62	\$401.05	\$34.49
	5 x wk	\$854.51	\$501.32	\$43.11
	6 x wk	\$1,025.43	\$601.58	\$51.74
Each Additional Pickup (Bin Service)		\$69.04	\$69.04	\$5.94
Organics contamination fee		\$47.37	\$47.37	\$4.07

\$70.63	\$6.07	N/A	\$185.58
\$141.28	\$12.15	N/A	\$371.22
\$211.91	\$18.22	N/A	\$556.78
\$282.57	\$24.30	N/A	\$742.41
\$353.19	\$30.37	N/A	\$927.99
\$423.85	\$36.45	N/A	\$1,113.62
\$0.00	\$0.00	N/A	\$74.98
\$0.00	\$0.00	N/A	\$51.44

Roll-off rates:

New Roll-off Delivery	\$81.59	\$81.59	\$7.02
15	\$523.64	\$223.64	\$19.23
30	\$453.73	\$273.73	\$23.54
36	\$512.59	\$332.59	\$28.60

Deposit

\$88.61	
\$300.00	\$542.87 per pull plus disposal
\$180.00	\$477.27 per pull plus disposal
\$180.00	\$541.19 per pull plus disposal

COUNTY OF RIVERSIDE

AREA 7 2022 PRICE ADJUSTMENT

Tip Fee Increase 8.60%
 Fuel Surcharge 0.00%
 CPI 8.60%

	Service Component			Landfill Component		Extraordinary	Adjusted Total
	Previous Rate	Prior Service	Adjustment to Service	Prior Landfill	Adjustment to Landfill	See Support Document	
Regular Roll-off account/Haul Rate 10 Cu Yd	\$223.64	\$223.64	\$19.23				\$242.87 per pull plus disposal
Regular Roll-off account/Haul Rate 40 Cu Yd	\$332.59	\$332.59	\$28.60				\$361.19 per pull plus disposal
Roll-Off Redelivery	\$79.21	\$79.21	\$6.81				\$86.02
Roll-off Delinquent Acct container removal fee/each	\$57.90	\$57.90	\$4.98				\$62.88
Roll-off Delinquent Acct container redelivery fee/each	\$57.90	\$57.90	\$4.98				\$62.88
Demurage	\$13.29	\$13.29	\$1.14				\$14.43 Each day over 7
Stand-by time	\$38.34	\$38.34	\$3.30				\$41.64
Request to move	\$38.34	\$38.34	\$3.30				\$41.64
Sorting Fee	\$38.34	\$38.34	\$3.30				\$41.64 first 1/2 hour
(remove trash from yard waste or metal roll-off)	\$76.64	\$76.64	\$6.59				\$83.23 each add'l hour
Roll-off False Run	\$79.21	\$79.21	\$6.81				\$86.02
Roll-off Relocation	\$79.21	\$79.21	\$6.81				\$86.02
Roll-off Compactor Haul Rate	\$431.96	\$431.96	\$37.15				\$469.11
Roll-off Compactor Steam Clean	\$222.54	\$222.54	\$19.14				\$241.68
Organics:							
Roll-off 40 yard - food and other organics	\$268.38	\$268.38	\$23.08				\$291.46
Compactors - food and other organics	\$268.38	\$268.38	\$23.08				\$291.46
Processing rate per ton	\$81.56			\$81.56	\$7.01		\$88.57
Temporary bin service							
3 Cu. Yd One week - one empty	\$75.53	\$67.50	\$5.81	\$8.03	\$0.69		\$82.03 bin exchange
Temp Bin Demurage - Each Day over 7	\$2.24	\$2.24	\$0.19				\$2.43
Temp Bin Container Delivery	\$43.94	\$43.94	\$3.78				\$47.72
Temp Bin Container Relocation	\$48.79	\$48.79	\$4.20				\$52.99
One week - one empty	\$73.04	\$73.04	\$6.28				\$79.32
Each additional pick-up	\$73.04	\$73.04	\$6.28				\$79.32
Moving bin to different location	\$33.22	\$33.22	\$2.86				\$36.08
Locking Lids	\$36.54	\$36.54	\$3.14				\$39.68 per month
Commercial Container Delivery	\$42.66	\$42.66	\$3.67				\$46.33
Commercial Container Redelivery Delinquency fee / each	\$42.66	\$42.66	\$3.67				\$46.33
Commercial Container Removal Delinquency fee / each	\$42.66	\$42.66	\$3.67				\$46.33
Commercial Container Exchange	\$78.95	\$78.95	\$6.79				\$85.74
Commercial Container Return Svc/Pickup fee	\$52.94	\$52.94	\$4.55				\$57.49
Commercial Container Relocation	\$47.37	\$47.37	\$4.07				\$51.44
Commercial Container Dump on-site	\$67.02	\$67.02	\$5.76				\$72.78
Residential Container Redelivery	\$30.48	\$30.48	\$2.62				\$33.10
Locking Container / monthly fee	\$12.55	\$12.55	\$1.08				\$13.63 per month
Account Setup Residential & Commercial	\$30.08	\$30.08	\$2.59				\$32.67
Commercial Recycle Bin Contamination	\$80.86	\$80.86	\$6.95				\$87.81
Commercial Bin Overage	\$46.19	\$46.19	\$3.97				\$50.16
Commercial Bear Proof Bin Fee - per month	\$40.45	\$40.45	\$3.48				\$43.93
Commercial Scout Service - Each Occurrence	\$33.22	\$33.22	\$2.86				\$36.08
Commercial Bulky Item Collection - Each Item	\$25.84	\$25.84	\$2.22				\$28.06
Tax Assessment Fee	\$35.04	\$35.04	\$3.01				\$38.05

COUNTY OF RIVERSIDE

AREA 9 2022 PRICE ADJUSTMENT

Tip Fee Increase 8.60%
 Fuel Surcharge 0.00%
 CPI 8.60%

Previous Rate	Service Component		Landfill Component		Extraordinary	Adjusted Total
	Prior Service	Adjustment to Service	Prior Landfill	Adjustment to Landfill	See Support Document	

Residential Services

Non- Comprehensive Collection

Regular	\$0.00	\$0.00	\$0.00	\$0.00	\$0.00	\$0.00	\$0.00
Senior	\$0.00	\$0.00	\$0.00	\$0.00	\$0.00	\$0.00	\$0.00
<i>Hard to Service - Non- Recycling Area</i>							
Regular	\$0.00	\$0.00	\$0.00	\$0.00	\$0.00	\$0.00	\$0.00
Senior	\$0.00	\$0.00	\$0.00	\$0.00	\$0.00	\$0.00	\$0.00
<i>Disabled</i>							
Walk in service	\$0.00	\$0.00	\$0.00	\$0.00	\$0.00	\$0.00	\$0.00
Drive-in service	\$0.00	\$0.00	\$0.00	\$0.00	\$0.00	\$0.00	\$0.00

Comprehensive Collection

Regular	\$24.91	\$18.45	\$1.59	\$5.59	\$0.48	\$0.87	\$26.98
Senior	\$22.56	\$16.10	\$1.38	\$5.59	\$0.48	\$0.87	\$24.42
<i>Hard to Service - Non- Recycling Area</i>							
Regular	\$25.83	\$19.37	\$1.67	\$5.59	\$0.48	\$0.87	\$27.98
Senior	\$23.08	\$16.62	\$1.43	\$5.59	\$0.48	\$0.87	\$24.99
<i>Disabled</i>							
Walk in service	\$27.18	\$20.72	\$1.78	\$5.59	\$0.48	\$0.87	\$29.44
Drive-in service	\$29.00	\$22.54	\$1.94	\$5.59	\$0.48	\$0.87	\$31.42

Residential AD Organics Not implemented \$3.55 \$2.29 \$0.20 \$0.00 \$0.00 \$1.26 **\$3.75** Not implemented

Other Residential Services

Excess rate (Over 3 cans or Bags)

Per 32 gallon can or equivalent in Bags	\$1.29	\$1.29	\$0.11				\$1.40
Bundled branches 2x4 - per bundle	\$0.87	\$0.87	\$0.07				\$0.94
Extra trash container	\$9.75	\$9.75	\$0.84				\$10.59
Extra green waste container	\$6.09	\$6.09	\$0.52				\$6.61
Extra recycle container	\$1.82	\$1.82	\$0.16				\$1.98
Bulky Item Collection	\$25.83	\$25.83	\$2.22				\$28.05
Extra Pickup ON service day	\$12.40	\$12.40	\$1.07				\$13.47
Extra Pickup OFF service day	\$30.99	\$30.99	\$2.67				\$33.66
Residential clean-up	\$137.76	\$137.76	\$11.85				\$149.61 per hour
Special Pick-up other than regular day	\$0.00	\$0.00	\$0.00				
Regular	\$13.77	\$13.77	\$1.18				\$14.95
Hard to service	\$25.83	\$25.83	\$2.22				\$28.05

Previous Rate	Service Component		Landfill Component		Adjusted Total
	Prior Service	Adjustment to Service	Prior Landfill	Adjustment to Landfill	

Commercial bin service - size (yd) / frequency

1.5	1 x wk	\$91.46	\$74.45	\$6.40	\$17.01	\$1.46	N/A	\$99.32
	2 x wk	\$182.91	\$148.92	\$12.81	\$33.99	\$2.92	N/A	\$198.64
	3 x wk	\$274.40	\$223.39	\$19.21	\$51.01	\$4.39	N/A	\$298.00
	4 x wk	\$365.86	\$297.84	\$25.61	\$68.02	\$5.85	N/A	\$397.32
	5 x wk	\$457.31	\$372.29	\$32.02	\$85.02	\$7.31	N/A	\$496.64
	6 x wk	\$548.90	\$446.87	\$38.43	\$102.03	\$8.77	N/A	\$596.10
	Additional Container	\$91.46	\$74.45	\$6.40	\$17.01	\$1.46	N/A	\$99.32
3	1 x wk	\$140.47	\$106.48	\$9.16	\$33.99	\$2.92	N/A	\$152.55
	2 x wk	\$253.38	\$185.36	\$15.94	\$68.02	\$5.85	N/A	\$275.17
	3 x wk	\$366.26	\$264.25	\$22.73	\$102.01	\$8.77	N/A	\$397.76
	4 x wk	\$479.17	\$343.13	\$29.51	\$136.04	\$11.70	N/A	\$520.38
	5 x wk	\$592.07	\$422.03	\$36.29	\$170.04	\$14.62	N/A	\$642.98
	6 x wk	\$732.71	\$528.67	\$45.47	\$204.04	\$17.55	N/A	\$795.73
	Additional Container	\$140.47	\$106.48	\$9.16	\$33.99	\$2.92	N/A	\$152.55
4	1 x wk	\$183.83	\$138.48	\$11.91	\$45.35	\$3.90	N/A	\$199.64
	2 x wk	\$327.59	\$236.89	\$20.37	\$90.70	\$7.80	N/A	\$355.76
	3 x wk	\$471.35	\$335.31	\$28.84	\$136.04	\$11.70	N/A	\$511.89
	4 x wk	\$615.08	\$433.72	\$37.30	\$181.36	\$15.60	N/A	\$667.98
	5 x wk	\$758.81	\$532.10	\$45.76	\$226.71	\$19.50	N/A	\$824.07
	6 x wk	\$942.66	\$670.59	\$57.67	\$272.07	\$23.40	N/A	\$1,023.73
	Additional Container	\$183.83	\$138.48	\$11.91	\$45.35	\$3.90	N/A	\$199.64

Additional Pick-ups

Compacted	1.5	On Route	\$35.94	\$32.01	\$2.75	\$3.93	\$0.34	N/A	\$39.03
	3	On Route	\$57.89	\$50.05	\$4.30	\$7.84	\$0.67	N/A	\$62.86
	3 C	On Route	\$47.16	\$35.38	\$3.04	\$11.78	\$1.01	N/A	\$51.21
	4	On Route	\$47.07	\$31.37	\$2.70	\$15.70	\$1.35	N/A	\$51.12
Compacted	1.5	Special	\$50.91	\$31.27	\$2.69	\$19.64	\$1.69	N/A	\$55.29
	3	Special	\$59.32	\$55.39	\$4.76	\$3.93	\$0.34	N/A	\$64.42
	3 C	Special	\$65.98	\$58.14	\$5.00	\$7.84	\$0.67	N/A	\$71.65
	4	Special	\$62.12	\$46.42	\$3.99	\$15.70	\$1.35	N/A	\$67.46

Commercial Bins - Hard to Service

1 x wk	\$233.66	\$216.65	\$18.63	\$17.01	\$1.46	N/A	\$253.75
2 x wk	\$467.35	\$433.36	\$37.27	\$33.99	\$2.92	N/A	\$507.54

COUNTY OF RIVERSIDE

AREA 9 2022 PRICE ADJUSTMENT

Tip Fee Increase	8.60%
Fuel Surcharge	0.00%
CPI	8.60%

		Previous Rate	Service Component	
			Prior Service	Adjustment to Service
1.5	3 x wk	\$701.07	\$650.06	\$55.91
	4 x wk	\$934.75	\$866.73	\$74.54
	5 x wk	\$1,168.41	\$1,083.39	\$93.17
	6 x wk	\$1,402.49	\$1,300.46	\$111.84
Additional Container		\$233.66	\$216.65	\$18.63
3	1 x wk	\$294.48	\$260.49	\$22.40
	2 x wk	\$561.40	\$493.38	\$42.43
	3 x wk	\$828.29	\$726.28	\$62.46
	4 x wk	\$1,095.18	\$959.14	\$82.49
	5 x wk	\$1,362.08	\$1,192.04	\$102.52
	6 x wk	\$1,629.45	\$1,425.41	\$122.59
Additional Container		\$294.48	\$260.49	\$22.40

Prior Landfill	Adjustment to Landfill	Extraordinary See Support Document	Adjusted Total
\$68.02	\$5.85	N/A	\$1,015.14
\$85.02	\$7.31	N/A	\$1,268.89
\$102.03	\$8.77	N/A	\$1,523.10
\$17.01	\$1.46	N/A	\$253.75
\$33.99	\$2.92	N/A	\$319.80
\$68.02	\$5.85	N/A	\$609.68
\$102.01	\$8.77	N/A	\$899.52
\$136.04	\$11.70	N/A	\$1,189.37
\$170.04	\$14.62	N/A	\$1,479.22
\$204.04	\$17.55	N/A	\$1,769.59
\$33.99	\$2.92	N/A	\$319.80

Additional Pick-ups

1.5	Special	\$50.91	\$31.27	\$2.69
3	Special	\$59.32	\$55.39	\$4.76

\$19.64	\$1.69	N/A	\$55.29
\$3.93	\$0.34	N/A	\$64.42

Commercial recycle bin service - size (yd) / frequency

(Part of bundled service)

		1 x wk	2 x wk	3 x wk
	2 x wk	\$107.82	\$107.82	\$9.27
	3 x wk	\$161.72	\$161.72	\$13.91
	4 x wk	\$215.62	\$215.62	\$18.54
	5 x wk	\$269.54	\$269.54	\$23.18
	6 x wk	\$323.43	\$323.43	\$27.81
3	1 x wk	\$70.45	\$70.45	\$6.06
	2 x wk	\$127.10	\$127.10	\$10.93
	3 x wk	\$183.74	\$183.74	\$15.80
	4 x wk	\$240.37	\$240.37	\$20.67
	5 x wk	\$297.01	\$297.01	\$25.54
	6 x wk	\$353.65	\$353.65	\$30.41
Each Additional Pickup		\$69.04	\$69.04	\$5.94

\$0.00	\$0.00	N/A	\$58.55
\$0.00	\$0.00	N/A	\$117.09
\$0.00	\$0.00	N/A	\$175.63
\$0.00	\$0.00	N/A	\$234.16
\$0.00	\$0.00	N/A	\$292.72
\$0.00	\$0.00	N/A	\$351.24
\$0.00	\$0.00	N/A	\$76.51
\$0.00	\$0.00	N/A	\$138.03
\$0.00	\$0.00	N/A	\$199.54
\$0.00	\$0.00	N/A	\$261.04
\$0.00	\$0.00	N/A	\$322.55
\$0.00	\$0.00	N/A	\$384.06
\$0.00	\$0.00	N/A	\$74.98

Commercial compacted bin service - size (yd) / frequency (2.5 x commercial rate)

		1 x wk	2 x wk	3 x wk
	2 x wk	\$457.33	\$355.33	\$30.56
	3 x wk	\$686.01	\$532.98	\$45.84
	4 x wk	\$914.66	\$710.61	\$61.11
	5 x wk	\$1,143.34	\$888.29	\$76.39
	6 x wk	\$1,372.33	\$1,066.22	\$91.69
3	1 x wk	\$351.24	\$249.24	\$21.43
	2 x wk	\$633.48	\$429.43	\$36.93
	3 x wk	\$915.75	\$609.70	\$52.43
	4 x wk	\$1,197.98	\$789.90	\$67.93
	5 x wk	\$1,480.25	\$970.15	\$83.43
	6 x wk	\$1,831.88	\$1,219.78	\$104.90
Each Additional Pickup - 2,3		\$172.59	\$172.59	\$14.84

\$51.03	\$4.39	N/A	\$248.34
\$102.00	\$8.77	N/A	\$496.66
\$153.03	\$13.16	N/A	\$745.01
\$204.05	\$17.55	N/A	\$993.32
\$255.05	\$21.93	N/A	\$1,241.66
\$306.11	\$26.33	N/A	\$1,490.35
\$102.00	\$8.77	N/A	\$381.44
\$204.05	\$17.55	N/A	\$687.96
\$306.05	\$26.32	N/A	\$994.50
\$408.08	\$35.09	N/A	\$1,301.00
\$510.10	\$43.87	N/A	\$1,607.55
\$612.10	\$52.64	N/A	\$1,989.42
\$0.00	\$0.00	N/A	\$187.43

Commercial Organics Rates - Food (Carts and Bin)

Each Additional Pickup

		1 x wk	2 x wk	3 x wk
	2 x wk	\$110.03	\$59.54	\$5.12
	3 x wk	\$165.03	\$89.29	\$7.68
	4 x wk	\$220.04	\$119.06	\$10.24
	5 x wk	\$275.06	\$148.83	\$12.80
	6 x wk	\$330.05	\$178.59	\$15.36
Each Additional Pickup		\$54.97	\$54.97	\$4.73
2 YD	1 x wk	\$198.06	\$74.45	\$6.40
	2 x wk	\$396.11	\$148.90	\$12.81
	3 x wk	\$594.18	\$223.36	\$19.21
	4 x wk	\$792.23	\$297.80	\$25.61
	5 x wk	\$990.28	\$372.25	\$32.01
	6 x wk	\$1,188.35	\$446.71	\$38.42

\$25.25	\$2.17	N/A	\$59.74
\$50.49	\$4.34	N/A	\$119.49
\$75.74	\$6.51	N/A	\$179.22
\$100.98	\$8.68	N/A	\$238.96
\$126.23	\$10.86	N/A	\$298.72
\$151.46	\$13.03	N/A	\$358.44
\$0.00	\$0.00	N/A	\$59.70
\$123.61	\$10.63	N/A	\$215.09
\$247.21	\$21.26	N/A	\$430.18
\$370.82	\$31.89	N/A	\$645.28
\$494.43	\$42.52	N/A	\$860.36
\$618.03	\$53.15	N/A	\$1,075.44
\$741.64	\$63.78	N/A	\$1,290.55

Commercial Organics Rates - Non-Food

Each Additional Pickup (Bin Service)

Organics contamination fee

		1 x wk	2 x wk	3 x wk
	2 x wk	\$290.18	\$148.90	\$12.81
	3 x wk	\$435.27	\$223.36	\$19.21
	4 x wk	\$580.37	\$297.80	\$25.61
	5 x wk	\$725.44	\$372.25	\$32.01
	6 x wk	\$870.56	\$446.71	\$38.42
Each Additional Pickup (Bin Service)		\$69.04	\$69.04	\$5.94
Organics contamination fee		\$49.08	\$49.08	\$4.22

\$70.63	\$6.07	N/A	\$157.55
\$141.28	\$12.15	N/A	\$315.14
\$211.91	\$18.22	N/A	\$472.70
\$282.57	\$24.30	N/A	\$630.28
\$353.19	\$30.37	N/A	\$787.82
\$423.85	\$36.45	N/A	\$945.43
\$0.00	\$0.00	N/A	\$74.98
\$0.00	\$0.00	N/A	\$53.30

Roll-off rates:

Roll-off Delivery

15	\$81.59	\$81.59	\$7.02			\$88.61
30	\$595.98	\$230.46	\$19.82	\$365.52	\$31.43	\$647.23 per pull plus disposal
36	\$670.66	\$305.14	\$26.24	\$365.52	\$31.43	\$728.33 per pull plus disposal
	\$707.04	\$341.52	\$29.37	\$365.52	\$31.43	\$767.84 per pull plus disposal

Roll-off Redelivery

Roll-off Delinquent Acct container removal fee/each	\$79.21	\$79.21	\$6.81			\$86.02
Roll-off Delinquent Acct container redelivery fee/each	\$57.90	\$57.90	\$4.98			\$62.88
Demurrage	\$57.90	\$57.90	\$4.98			\$62.88
	\$13.77	\$13.77	\$1.18			\$14.95 Each day over 7

COUNTY OF RIVERSIDE

AREA 9 2022 PRICE ADJUSTMENT

Tip Fee Increase 8.60%
 Fuel Surcharge 0.00%
 CPI 8.60%

	Service Component			Landfill Component		Extraordinary	Adjusted Total
	Previous Rate	Prior Service	Adjustment to Service	Prior Landfill	Adjustment to Landfill	See Support Document	
Stand-by time	\$40.58	\$40.58	\$3.49				\$44.07
Request to move	\$40.58	\$40.58	\$3.49				\$44.07
Sorting Fee (remove trash from yard waste or metal roll-off)	\$40.58	\$40.58	\$3.49				\$44.07 first 1/2 hour
	\$81.15	\$81.15	\$6.98				\$88.13 each add'l hour
Roll-off False Run	\$79.21	\$79.21	\$6.81				\$86.02
Roll-off Relocation	\$79.21	\$79.21	\$6.81				\$86.02
Roll-off Compactor Haul Rate	\$403.97	\$403.97	\$34.74				\$438.71
Roll-off Compactor Steam Clean	\$222.54	\$222.54	\$19.14				\$241.68
Organics:							
Roll-off 40 yard - food and other organics	\$341.52	\$341.52	\$29.37	\$0.00	\$0.00		\$370.89
Compactors - food and other organics	\$341.52	\$341.52	\$29.37	\$0.00	\$0.00		\$370.89
Processing rate per ton	\$81.56	\$0.00	\$0.00	\$81.56	\$7.01		\$88.57
Temporary bin service							
3 Cu. Yd One week - one empty	\$75.15	\$71.22	\$6.12	\$3.93	\$0.34		\$81.61 Total 1 empty
Temp Bin Demurrage - Each Day over 7	\$2.18	\$2.18	\$0.19				\$2.37
Temp Bin Container Delivery	\$42.66	\$42.66	\$3.67				\$46.33
Temp Bin Container Relocation	\$47.37	\$47.37	\$4.07				\$51.44
Each additional pick-up	\$57.41	\$53.48	\$4.60	\$3.93	\$0.34		\$62.35
One week - one empty	\$76.25	\$76.25	\$6.56				\$82.81
Each additional pick-up	\$68.86	\$68.86	\$5.92				\$74.78
Moving bin to different location	\$34.44	\$34.44	\$2.96				\$37.40
Commercial Container Delivery	\$42.66	\$42.66	\$3.67				\$46.33
Commercial Container Redelivery Delinquency fee / each	\$42.66	\$42.66	\$3.67				\$46.33
Commercial Container Removal Delinquency fee / each	\$42.66	\$42.66	\$3.67				\$46.33
Commercial Container Exchange	\$78.95	\$78.95	\$6.79				\$85.74
Commercial Container Return Srvc/Pickup fee	\$52.94	\$52.94	\$4.55				\$57.49
Commercial Container Relocation	\$47.37	\$47.37	\$4.07				\$51.44
Commercial Container Dump on-site	\$67.02	\$67.02	\$5.76				\$72.78
Residential Container Redelivery	\$30.48	\$30.48	\$2.62				\$33.10
Locking container / monthly fee	\$12.18	\$12.18	\$1.05				\$13.23 per month
Account Setup Residential & Commercial	\$30.08	\$30.08	\$2.59				\$32.67
Commercial Recycle Bin Contamination	\$80.86	\$80.86	\$6.95				\$87.81
Commercial Bin Overage	\$46.19	\$46.19	\$3.97				\$50.16
Commercial Scout Service - Each Occurrence	\$34.44	\$34.44	\$2.96				\$37.40
Commercial Bulky Item Collection - Each Item	\$25.83	\$25.83	\$2.22				\$28.05
Tax Assessment Fee	\$35.04	\$35.04	\$3.01				\$38.05

COUNTY OF RIVERSIDE

AREA 13 2022 PRICE ADJUSTMENT

Tip Fee Increase 8.60%
 CPI 8.60%

	Service Component			Landfill Component		Extraordinary	Adjusted Total
	Previous Rate	Prior Service	Adjustment to Service	Prior Landfill	Adjustment to Landfill	See Support Document	
Residential Services							
Regular	\$0.00	\$0.00	\$0.00	\$0.00	\$0.00	\$0.00	\$0.00
Senior	\$0.00	\$0.00	\$0.00	\$0.00	\$0.00	\$0.00	\$0.00
Hard to Service							
Regular	\$0.00	\$0.00	\$0.00	\$0.00	\$0.00	\$0.00	\$0.00
Senior	\$0.00	\$0.00	\$0.00	\$0.00	\$0.00	\$0.00	\$0.00
Comprehensive Services							
Regular	\$39.34	\$32.56	\$2.80	\$5.91	\$0.51	\$0.87	\$42.65
Senior	\$36.10	\$29.32	\$2.52	\$5.91	\$0.51	\$0.87	\$39.13
Hard to Service							
Regular	\$42.30	\$35.52	\$3.05	\$5.91	\$0.51	\$0.87	\$45.86
Senior	\$39.08	\$32.30	\$2.78	\$5.91	\$0.51	\$0.87	\$42.37
Desert Center (See below)							
Regular	\$31.84	\$25.06	\$2.16	\$5.91	\$0.51	\$0.87	\$34.51
Ripley/ Mesa Comprehensive							
Regular	\$27.95	\$21.17	\$1.82	\$5.91	\$0.51	\$0.87	\$30.28
Deposit per Cart	\$15.21	\$15.21	\$1.31				\$16.52
Additional cart (per month)	\$5.42	\$5.42	\$0.47				\$5.89
Desert Center Add'l Cart	\$5.40	\$5.40	\$0.46				\$5.86
Extra Pickup ON service day (per set)	\$18.78	\$18.78	\$1.62				\$20.40
Cart Exchange - Burned Cart	\$90.22	\$90.22	\$7.76				\$97.98
Bulky Item Collection - Each Addl Item	\$12.02	\$12.02	\$1.03				\$13.05

Blythe

Commercial bin service - size (yd) / frequency

1.5	1 x wk	\$85.85	\$68.51	\$5.89	\$17.34	\$1.49	\$93.23
	2 x wk	\$155.33	\$120.68	\$10.38	\$34.65	\$2.98	\$168.69
	3 x wk	\$224.78	\$172.80	\$14.86	\$51.98	\$4.47	\$244.11
	4 x wk	\$294.29	\$224.96	\$19.35	\$69.33	\$5.96	\$319.60
	5 x wk	\$363.80	\$277.14	\$23.83	\$86.66	\$7.45	\$395.08
2	1 x wk	\$114.44	\$91.33	\$7.85	\$23.11	\$1.99	\$124.28
	2 x wk	\$187.95	\$141.73	\$12.19	\$46.22	\$3.97	\$204.11
	3 x wk	\$263.24	\$193.91	\$16.68	\$69.33	\$5.96	\$285.88
	4 x wk	\$338.53	\$246.08	\$21.16	\$92.45	\$7.95	\$367.64
	5 x wk	\$413.79	\$298.25	\$25.65	\$115.54	\$9.94	\$449.38
3	1 x wk	\$145.11	\$110.46	\$9.50	\$34.65	\$2.98	\$157.59
	2 x wk	\$242.36	\$173.03	\$14.88	\$69.33	\$5.96	\$263.20
	3 x wk	\$339.63	\$235.64	\$20.26	\$103.99	\$8.94	\$368.83
	4 x wk	\$417.77	\$279.12	\$24.00	\$138.65	\$11.92	\$453.69
	5 x wk	\$530.68	\$357.36	\$30.73	\$173.32	\$14.91	\$576.32
4	1 x wk	\$186.64	\$140.42	\$12.08	\$46.22	\$3.97	\$202.69
	2 x wk	\$316.37	\$223.92	\$19.26	\$92.45	\$7.95	\$343.58
	3 x wk	\$446.04	\$307.39	\$26.44	\$138.65	\$11.92	\$484.40
	4 x wk	\$575.71	\$390.84	\$33.61	\$184.87	\$15.90	\$625.22
	5 x wk	\$705.42	\$474.32	\$40.79	\$231.10	\$19.87	\$766.08

Blythe - Comprehensive

1.5	1 x wk	\$82.41	\$65.07	\$5.60	\$17.34	\$1.49	\$89.50
	2 x wk	\$150.74	\$116.09	\$9.98	\$34.65	\$2.98	\$163.70
	3 x wk	\$218.34	\$166.36	\$14.31	\$51.98	\$4.47	\$237.12
	4 x wk	\$285.96	\$216.63	\$18.63	\$69.33	\$5.96	\$310.55
	5 x wk	\$356.44	\$269.78	\$23.20	\$86.66	\$7.45	\$387.09
	1 x wk	\$110.83	\$87.72	\$7.54	\$23.11	\$1.99	\$120.36
	2 x wk	\$182.80	\$136.58	\$11.75	\$46.22	\$3.97	\$198.52

COUNTY OF RIVERSIDE

AREA 13 2022 PRICE ADJUSTMENT

Tip Fee Increase 8.60%
 CPI 8.60%

		Previous Rate	Service Component		Landfill Component		Extraordinary	Adjusted Total
			Prior Service	Adjustment to Service	Prior Landfill	Adjustment to Landfill	See Support Document	
2	3 x wk	\$256.47	\$187.14	\$16.09	\$69.33	\$5.96		\$278.52
	4 x wk	\$330.11	\$237.66	\$20.44	\$92.45	\$7.95		\$358.50
	5 x wk	\$406.80	\$291.26	\$25.05	\$115.54	\$9.94		\$441.79
3	1 x wk	\$139.56	\$104.91	\$9.02	\$34.65	\$2.98		\$151.56
	2 x wk	\$233.73	\$164.40	\$14.14	\$69.33	\$5.96		\$253.83
	3 x wk	\$327.72	\$223.73	\$19.24	\$103.99	\$8.94		\$355.90
4	4 x wk	\$403.83	\$265.18	\$22.81	\$138.65	\$11.92		\$438.56
	5 x wk	\$516.52	\$343.20	\$29.52	\$173.32	\$14.91		\$560.95
	1 x wk	\$179.63	\$133.41	\$11.47	\$46.22	\$3.97		\$195.07
	2 x wk	\$305.16	\$212.71	\$18.29	\$92.45	\$7.95		\$331.40
4	3 x wk	\$430.66	\$292.01	\$25.11	\$138.65	\$11.92		\$467.69
	4 x wk	\$556.17	\$371.30	\$31.93	\$184.87	\$15.90		\$604.00
	5 x wk	\$686.61	\$455.51	\$39.17	\$231.10	\$19.87		\$745.65

Ripley

Commercial bin service - size (yd) / frequency

1.5	1 x wk	\$89.43	\$72.09	\$6.20	\$17.34	\$1.49		\$97.12
	2 x wk	\$155.84	\$121.19	\$10.42	\$34.65	\$2.98		\$169.24
	3 x wk	\$221.83	\$169.85	\$14.61	\$51.98	\$4.47		\$240.91
	4 x wk	\$287.87	\$218.54	\$18.79	\$69.33	\$5.96		\$312.62
	5 x wk	\$353.89	\$267.23	\$22.98	\$86.66	\$7.45		\$384.32
2	1 x wk	\$117.16	\$94.05	\$8.09	\$23.11	\$1.99		\$127.24
	2 x wk	\$187.20	\$140.98	\$12.12	\$46.22	\$3.97		\$203.29
	3 x wk	\$257.29	\$187.96	\$16.16	\$69.33	\$5.96		\$279.41
	4 x wk	\$327.34	\$234.89	\$20.20	\$92.45	\$7.95		\$355.49
3	5 x wk	\$397.39	\$281.85	\$24.24	\$115.54	\$9.94		\$431.57
	1 x wk	\$161.39	\$126.74	\$10.90	\$34.65	\$2.98		\$175.27
	2 x wk	\$269.97	\$200.64	\$17.25	\$69.33	\$5.96		\$293.18
	3 x wk	\$368.98	\$264.99	\$22.79	\$103.99	\$8.94		\$400.71
	4 x wk	\$450.58	\$311.93	\$26.83	\$138.65	\$11.92		\$489.33
4	5 x wk	\$531.35	\$358.03	\$30.79	\$173.32	\$14.91		\$577.05
	1 x wk	\$191.77	\$145.55	\$12.52	\$46.22	\$3.97		\$208.26
	2 x wk	\$298.04	\$205.59	\$17.68	\$92.45	\$7.95		\$323.67
	3 x wk	\$404.24	\$265.59	\$22.84	\$138.65	\$11.92		\$439.00
	4 x wk	\$510.45	\$325.58	\$28.00	\$184.87	\$15.90		\$554.35
6	5 x wk	\$616.70	\$385.60	\$33.16	\$231.10	\$19.87		\$669.73
	1 x wk	\$236.78	\$167.45	\$14.40	\$69.33	\$5.96		\$257.14
	2 x wk	\$360.90	\$222.25	\$19.11	\$138.65	\$11.92		\$391.93
	3 x wk	\$485.05	\$277.07	\$23.83	\$207.98	\$17.89		\$526.77
	4 x wk	\$609.20	\$331.89	\$28.54	\$277.31	\$23.85		\$661.59
5 x wk	\$733.34	\$386.70	\$33.26	\$346.64	\$29.81		\$796.41	

Ripley: Comprehensive

1.5	1 x wk	\$86.21	\$68.87	\$5.92	\$17.34	\$1.49		\$93.62
	2 x wk	\$149.77	\$115.12	\$9.90	\$34.65	\$2.98		\$162.65
	3 x wk	\$213.36	\$161.38	\$13.88	\$51.98	\$4.47		\$231.71
	4 x wk	\$276.94	\$207.61	\$17.85	\$69.33	\$5.96		\$300.75
	5 x wk	\$340.52	\$253.86	\$21.83	\$86.66	\$7.45		\$369.80
2	1 x wk	\$112.46	\$89.35	\$7.68	\$23.11	\$1.99		\$122.13
	2 x wk	\$180.17	\$133.95	\$11.52	\$46.22	\$3.97		\$195.66
	3 x wk	\$247.89	\$178.56	\$15.36	\$69.33	\$5.96		\$269.21
	4 x wk	\$315.59	\$223.14	\$19.19	\$92.45	\$7.95		\$342.73
	5 x wk	\$383.30	\$267.76	\$23.03	\$115.54	\$9.94		\$416.27
3	1 x wk	\$155.04	\$120.39	\$10.35	\$34.65	\$2.98		\$168.37
	2 x wk	\$259.92	\$190.59	\$16.39	\$69.33	\$5.96		\$282.27
	3 x wk	\$355.73	\$251.74	\$21.65	\$103.99	\$8.94		\$386.32
	4 x wk	\$434.99	\$296.34	\$25.49	\$138.65	\$11.92		\$472.40
	5 x wk	\$513.46	\$340.14	\$29.25	\$173.32	\$14.91		\$557.62

COUNTY OF RIVERSIDE

AREA 13 2022 PRICE ADJUSTMENT

Tip Fee Increase 8.60%
 CPI 8.60%

		Previous Rate	Service Component		Landfill Component		Extraordinary	Adjusted Total
			Prior Service	Adjustment to Service	Prior Landfill	Adjustment to Landfill	See Support Document	
4	1 x wk	\$184.49	\$138.27	\$11.89	\$46.22	\$3.97		\$200.35
	2 x wk	\$287.76	\$195.31	\$16.80	\$92.45	\$7.95		\$312.51
	3 x wk	\$390.95	\$252.30	\$21.70	\$138.65	\$11.92		\$424.57
	4 x wk	\$494.18	\$309.31	\$26.60	\$184.87	\$15.90		\$536.68
	5 x wk	\$597.42	\$366.32	\$31.50	\$231.10	\$19.87		\$648.79
6	1 x wk	\$228.39	\$159.06	\$13.68	\$69.33	\$5.96		\$248.03
	2 x wk	\$349.83	\$211.18	\$18.16	\$138.65	\$11.92		\$379.91
	3 x wk	\$471.20	\$263.22	\$22.64	\$207.98	\$17.89		\$511.73
	4 x wk	\$592.64	\$315.33	\$27.12	\$277.31	\$23.85		\$643.61
	5 x wk	\$714.00	\$367.36	\$31.59	\$346.64	\$29.81		\$775.40

Desert Center: Regular

Commercial bin service - size (yd) / frequency

1.5	1 x wk	\$85.85	\$68.51	\$5.89	\$17.34	\$1.49		\$93.23
2	1 x wk	\$114.44	\$91.33	\$7.85	\$23.11	\$1.99		\$124.28
3	1 x wk	\$145.11	\$110.46	\$9.50	\$34.65	\$2.98		\$157.59
4	1 x wk	\$186.64	\$140.42	\$12.08	\$46.22	\$3.97		\$202.69

Desert Center: State Agencies

3	1 x wk	\$216.20	\$181.55	\$15.61	\$34.65	\$2.98		\$234.79
4	1 x wk	\$256.05	\$209.83	\$18.05	\$46.22	\$3.97		\$278.07

Desert Center: Comprehensive

3	1 x wk	\$208.73	\$174.08	\$14.97	\$34.65	\$2.98		\$226.68
4	1 x wk	\$247.67	\$201.45	\$17.32	\$46.22	\$3.97		\$268.96

Recycling and Organics (Bundled Service)

Organics Bin

2	1 x wk	\$477.29	\$214.78	\$18.47	\$262.51	\$22.58		\$518.34
	2 x wk	\$896.26	\$403.31	\$34.69	\$492.94	\$42.39		\$973.34
	3 x wk	\$1,315.18	\$591.83	\$50.90	\$723.35	\$62.21		\$1,428.29
	4 x wk	\$1,734.26	\$780.42	\$67.12	\$953.84	\$82.03		\$1,883.41
	5 x wk	\$2,153.22	\$966.95	\$83.33	\$1,184.27	\$101.85		\$2,338.40
	6 x wk	\$2,572.10	\$1,157.44	\$99.54	\$1,414.65	\$121.66		\$2,793.30

Recycle Cart

96 Gal	1 x wk	\$67.39	\$67.39	\$5.80	\$0.00	\$0.00		\$73.19
	2 x wk	\$134.79	\$134.79	\$11.59	\$0.00	\$0.00		\$146.38
	3 x wk	\$202.16	\$202.16	\$17.39	\$0.00	\$0.00		\$219.55
	4 x wk	\$269.55	\$269.55	\$23.18	\$0.00	\$0.00		\$292.73
	5 x wk	\$336.95	\$336.95	\$28.98	\$0.00	\$0.00		\$365.93
	6 x wk	\$404.31	\$404.31	\$34.77	\$0.00	\$0.00		\$439.08

Commercial Bin Delivery \$60.93 \$60.93 \$5.24 \$0.00 \$0.00 **\$66.17**

Commercial Cart

Commercial Cart - New Account Set Up \$18.59 \$18.59 \$1.60 \$0.00 \$0.00 **\$20.19**
 Commercial Cart Service (per month) \$63.80 \$57.89 \$4.98 \$5.91 \$0.51 **\$69.29**

Roll Off Service

Delivery \$135.67 \$135.67 \$11.67 \$0.00 \$0.00 **\$147.34**
 10 yd \$453.38 \$453.38 \$38.99 \$0.00 \$0.00 **\$492.37**
 30 yd \$453.38 \$453.38 \$38.99 \$0.00 \$0.00 **\$492.37**
 40 yd \$453.38 \$453.38 \$38.99 \$0.00 \$0.00 **\$492.37**
 40 yd green waste \$728.04 \$728.04 \$62.61 \$0.00 \$0.00 **\$790.65**

Compactor Haul

\$541.00 \$541.00 \$46.53 \$0.00 \$0.00 **\$587.53**
 Roll-off False Run \$131.72 \$131.72 \$11.33 \$0.00 \$0.00 **\$143.05**
 Roll-off Relocation - On site only \$68.32 \$68.32 \$5.88 \$0.00 \$0.00 **\$74.20**

COUNTY OF RIVERSIDE

AREA 13 2022 PRICE ADJUSTMENT

Tip Fee Increase 8.60%
 CPI 8.60%

	Previous Rate	Service Component		Landfill Component		Extraordinary	Adjusted Total
		Prior Service	Adjustment to Service	Prior Landfill	Adjustment to Landfill	See Support Document	
Roll-off Demurage - Each day over 14	\$5.46	\$5.46	\$0.47	\$0.00	\$0.00		\$5.93
Roll-off Travel Fee - Cross state line	\$161.29	\$161.29	\$13.87	\$0.00	\$0.00		\$175.16
Extra Pick-ups							
truck on site 2 yd	\$35.82	\$27.80	\$2.39	\$8.02	\$0.69		\$38.90
truck on site 3 yd	\$57.01	\$48.99	\$4.21	\$8.02	\$0.69		\$61.91
truck on site 4 yd	\$73.19	\$62.53	\$5.38	\$10.66	\$0.92		\$79.49
special trip 3 yd	\$82.00	\$73.98	\$6.36	\$8.02	\$0.69		\$89.05
special trip 4 yd	\$98.17	\$87.51	\$7.53	\$10.66	\$0.92		\$106.62
Clean Up Containers							
Delivery charge	\$24.39	\$20.84	\$1.79	\$3.55	\$0.31		\$26.49
3yd, 2wks, 2 pick ups	\$125.51	\$109.46	\$9.41	\$16.05	\$1.38		\$136.30
4yd, 2wks, 2 pick ups	\$167.34	\$145.94	\$12.55	\$21.40	\$1.84		\$181.73
Temporary Bin Demurage - Each Day over 14	\$2.18	\$2.18	\$0.19	\$0.00	\$0.00		\$2.37
Bin Locking							
Bin Locking devise Install	\$58.36	\$58.36	\$5.02	\$0.00	\$0.00		\$63.38
Bin exchange per customer	\$83.38	\$83.38	\$7.17	\$0.00	\$0.00		\$90.55
Bin exchange required maintenance	\$83.38	\$83.38	\$7.17	\$0.00	\$0.00		\$90.55
Weekly Locking Bin Service Charges							
1 x wk	\$14.88	\$14.88	\$1.28	\$0.00	\$0.00		\$16.16
2 x wk	\$29.74	\$29.74	\$2.56	\$0.00	\$0.00		\$32.30
3 x wk	\$44.64	\$44.64	\$3.84	\$0.00	\$0.00		\$48.48
4 x wk	\$59.50	\$59.50	\$5.12	\$0.00	\$0.00		\$64.62
5 x wk	\$74.36	\$74.36	\$6.39	\$0.00	\$0.00		\$80.75
6 x wk	\$89.25	\$89.25	\$7.68	\$0.00	\$0.00		\$96.93
Commercial Bin Recycling Contamination	\$80.86	\$80.86	\$6.95	\$0.00	\$0.00		\$87.81
Commercial Bin Overage	\$46.19	\$46.19	\$3.97	\$0.00	\$0.00		\$50.16
New Account Set up (Resi, Comm, RO)	\$30.08	\$30.08	\$2.59	\$0.00	\$0.00		\$32.67
Re-delivery for Delinquent Res. Accts	\$57.76	\$57.76	\$4.97	\$0.00	\$0.00		\$62.73
Re-delivery for Delinquent Comm. Accts	\$86.65	\$86.65	\$7.45	\$0.00	\$0.00		\$94.10
Commercial Bulky Item Collection - Each It	\$12.02	\$12.02	\$1.03	\$0.00	\$0.00		\$13.05
Tax Assessment Fee	\$35.04	\$35.04	\$3.01	\$0.00	\$0.00		\$38.05

COUNTY OF RIVERSIDE

AREA 8 2022 PRICE ADJUSTMENT

Tip Fee Increase 8.60%
 Fuel Surcharge 0.00%
 CPI 8.60%

Residential Services - Cart
 Regular - County Billed

Previous Rate	Service Component			
	Prior Service	Adjustment to Service	Prior Transportation	Adjustment to Transportation
\$16.34	\$16.34	\$1.66	\$0.00	\$0.00

Landfill Component		Adjusted Total
Prior Landfill	Adjustment to Landfill	
\$0.00	\$0.00	\$18.00

Commercial bin service - size (yd) / frequency

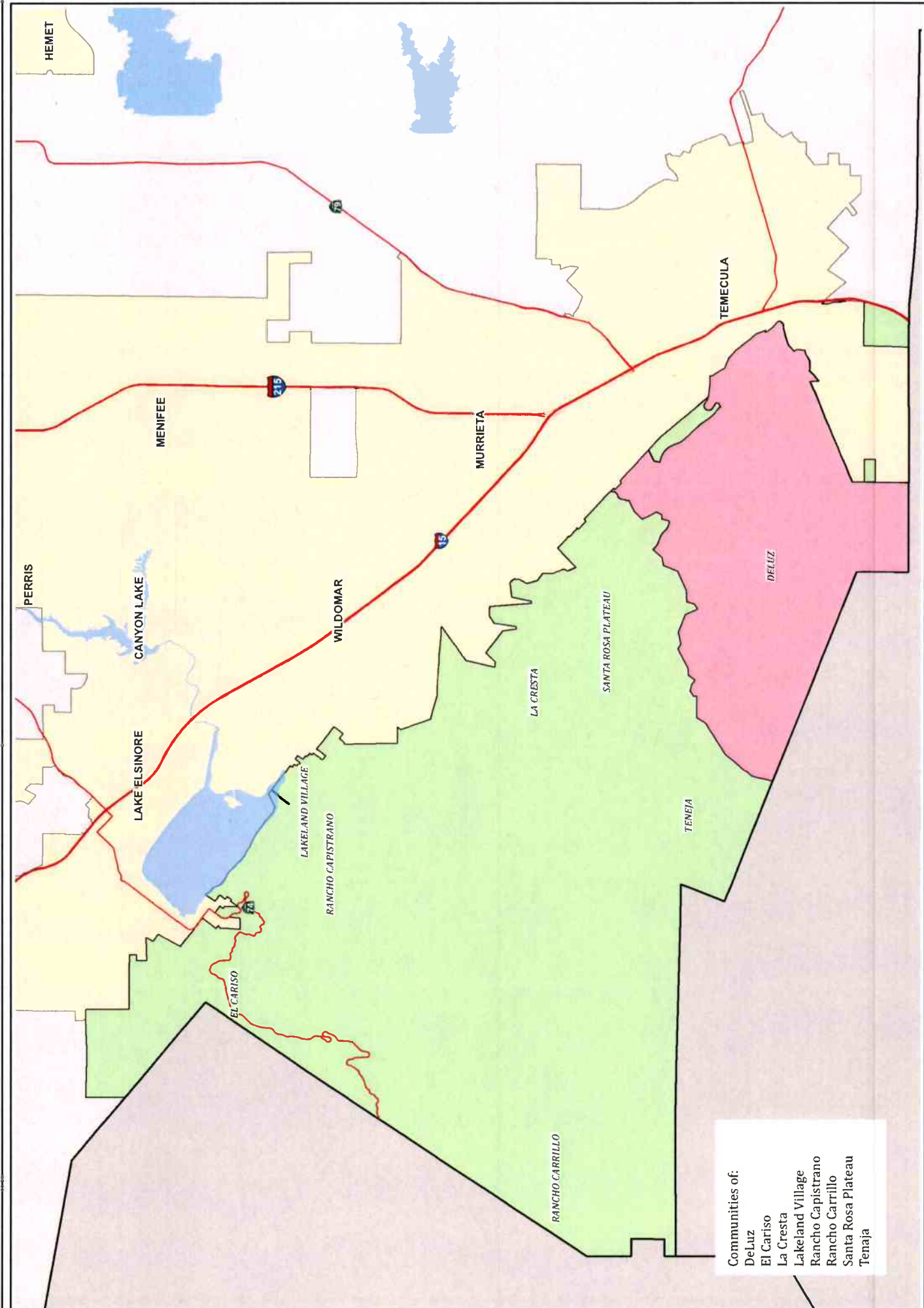
Frequency	Size (yd)	Service Component				
		Prior Service	Adjustment to Service	Prior Transportation	Adjustment to Transportation	
1.5	1 x wk	\$250.26	\$220.30	\$18.95	\$16.97	\$1.46
	2 x wk	\$404.84	\$344.90	\$29.66	\$33.97	\$2.92
	3 x wk	\$559.44	\$469.55	\$40.38	\$50.94	\$4.38
	4 x wk	\$714.03	\$594.16	\$51.10	\$67.95	\$5.84
	5 x wk	\$868.64	\$718.83	\$61.82	\$84.93	\$7.30
	6 x wk	\$1,021.98	\$843.42	\$72.53	\$100.70	\$8.66
2	1 x wk	\$250.26	\$220.29	\$18.94	\$16.98	\$1.46
	2 x wk	\$404.83	\$344.90	\$29.66	\$33.96	\$2.92
	3 x wk	\$559.44	\$469.55	\$40.38	\$50.94	\$4.38
	4 x wk	\$714.03	\$594.16	\$51.10	\$67.95	\$5.84
	5 x wk	\$868.64	\$718.83	\$61.82	\$84.93	\$7.30
	6 x wk	\$1,021.98	\$843.42	\$72.53	\$100.70	\$8.66
3	1 x wk	\$273.05	\$228.08	\$19.61	\$25.51	\$2.19
	2 x wk	\$476.98	\$387.08	\$33.29	\$50.94	\$4.38
	3 x wk	\$680.92	\$546.10	\$46.96	\$76.43	\$6.57
	4 x wk	\$884.88	\$705.12	\$60.64	\$101.89	\$8.76
	5 x wk	\$1,088.80	\$864.08	\$74.31	\$127.38	\$10.95
	6 x wk	\$1,290.97	\$1,023.08	\$87.98	\$151.07	\$12.99
4	1 x wk	\$339.47	\$279.55	\$24.04	\$33.96	\$2.92
	2 x wk	\$601.02	\$481.15	\$41.38	\$67.95	\$5.84
	3 x wk	\$862.52	\$682.76	\$58.72	\$101.89	\$8.76
	4 x wk	\$1,124.08	\$884.36	\$76.05	\$135.87	\$11.68
	5 x wk	\$1,385.64	\$1,086.00	\$93.40	\$169.84	\$14.61
	6 x wk	\$1,644.76	\$1,287.60	\$110.73	\$201.42	\$17.32
6	1 x wk	\$419.93	\$330.04	\$28.38	\$50.94	\$4.38
	2 x wk	\$753.05	\$573.29	\$49.30	\$101.89	\$8.76
	3 x wk	\$1,086.23	\$816.54	\$70.22	\$152.87	\$13.15
	4 x wk	\$1,419.37	\$1,059.79	\$91.14	\$203.83	\$17.53
	5 x wk	\$1,752.51	\$1,303.04	\$112.06	\$254.78	\$21.91
	6 x wk	\$2,081.94	\$1,546.23	\$132.98	\$302.09	\$25.98

\$12.99	\$1.12	\$271.79
\$25.97	\$2.23	\$439.65
\$38.95	\$3.35	\$607.55
\$51.92	\$4.47	\$775.44
\$64.88	\$5.58	\$943.34
\$77.86	\$6.70	\$1,109.87
\$12.99	\$1.12	\$271.78
\$25.97	\$2.23	\$439.64
\$38.95	\$3.35	\$607.55
\$51.92	\$4.47	\$775.44
\$64.88	\$5.58	\$943.34
\$77.86	\$6.70	\$1,109.87
\$19.46	\$1.67	\$296.52
\$38.96	\$3.35	\$518.00
\$58.39	\$5.02	\$739.47
\$77.87	\$6.70	\$960.98
\$97.34	\$8.37	\$1,182.43
\$116.82	\$10.05	\$1,401.99
\$25.96	\$2.23	\$368.66
\$51.92	\$4.47	\$652.71
\$77.87	\$6.70	\$936.70
\$103.85	\$8.93	\$1,220.74
\$129.80	\$11.16	\$1,504.81
\$155.74	\$13.39	\$1,786.20
\$38.95	\$3.35	\$456.04
\$77.87	\$6.70	\$817.81
\$116.82	\$10.05	\$1,179.65
\$155.75	\$13.39	\$1,541.43
\$194.69	\$16.74	\$1,903.22
\$233.62	\$20.09	\$2,260.99

Compacted Commercial bin service - size (yd) / frequency

Frequency	Size (yd)	Service Component				
		Prior Service	Adjustment to Service	Prior Transportation	Adjustment to Transportation	
1.5	1 x wk	\$276.22	\$220.29	\$18.94	\$16.98	\$1.46
	2 x wk	\$456.72	\$344.89	\$29.66	\$33.96	\$2.92
	3 x wk	\$637.31	\$469.54	\$40.38	\$50.94	\$4.38
	4 x wk	\$817.89	\$594.17	\$51.10	\$67.95	\$5.84
	5 x wk	\$998.43	\$718.82	\$61.82	\$84.93	\$7.30
	6 x wk	\$1,177.75	\$843.42	\$72.53	\$100.70	\$8.66
2	1 x wk	\$276.22	\$220.29	\$18.94	\$16.98	\$1.46
	2 x wk	\$456.72	\$344.89	\$29.66	\$33.96	\$2.92
	3 x wk	\$637.31	\$469.54	\$40.38	\$50.94	\$4.38
	4 x wk	\$817.89	\$594.17	\$51.10	\$67.95	\$5.84
	5 x wk	\$998.43	\$718.82	\$61.82	\$84.93	\$7.30
	6 x wk	\$1,177.75	\$843.42	\$72.53	\$100.70	\$8.66
3	1 x wk	\$311.99	\$228.09	\$19.62	\$25.51	\$2.19
	2 x wk	\$554.86	\$387.09	\$33.29	\$50.94	\$4.38
	3 x wk	\$797.76	\$546.10	\$46.96	\$76.43	\$6.57
	4 x wk	\$1,040.62	\$705.10	\$60.64	\$101.89	\$8.76
	5 x wk	\$1,283.54	\$864.11	\$74.31	\$127.38	\$10.95
	6 x wk	\$1,524.59	\$1,023.08	\$87.98	\$151.07	\$12.99
4	1 x wk	\$391.39	\$279.55	\$24.04	\$33.96	\$2.92
	2 x wk	\$704.85	\$481.15	\$41.38	\$67.95	\$5.84
	3 x wk	\$1,018.26	\$682.75	\$58.72	\$101.89	\$8.76
	4 x wk	\$1,331.75	\$884.38	\$76.06	\$135.87	\$11.68
	5 x wk	\$1,645.22	\$1,086.00	\$93.40	\$169.84	\$14.61
	6 x wk	\$1,956.24	\$1,287.59	\$110.73	\$201.42	\$17.32
6	1 x wk	\$497.81	\$330.04	\$28.38	\$50.94	\$4.38
	2 x wk	\$908.80	\$573.28	\$49.30	\$101.89	\$8.76
	3 x wk	\$1,319.85	\$816.53	\$70.22	\$152.87	\$13.15
	4 x wk	\$1,730.86	\$1,059.79	\$91.14	\$203.83	\$17.53
	5 x wk	\$2,141.90	\$1,303.04	\$112.06	\$254.78	\$21.91
	6 x wk	\$2,549.21	\$1,546.23	\$132.98	\$302.09	\$25.98

\$38.95	\$3.35	\$299.97
\$77.87	\$6.70	\$496.00
\$116.83	\$10.05	\$692.12
\$155.77	\$13.40	\$888.23
\$194.68	\$16.74	\$1,084.29
\$233.63	\$20.09	\$1,279.03
\$38.95	\$3.35	\$299.97
\$77.87	\$6.70	\$496.00
\$116.83	\$10.05	\$692.12
\$155.77	\$13.40	\$888.23
\$194.68	\$16.74	\$1,084.29
\$233.63	\$20.09	\$1,279.03
\$58.39	\$5.02	\$338.82
\$116.83	\$10.05	\$602.58
\$175.23	\$15.07	\$866.36
\$233.63	\$20.09	\$1,130.11
\$292.05	\$25.12	\$1,393.92
\$350.44	\$30.14	\$1,655.70
\$77.88	\$6.70	\$425.05
\$155.75	\$13.39	\$765.46
\$233.62	\$20.09	\$1,105.83
\$311.50	\$26.79	\$1,446.28
\$389.38	\$33.49	\$1,786.72
\$467.23	\$40.18	\$2,124.47
\$116.83	\$10.05	\$540.62
\$233.63	\$20.09	\$986.95
\$350.45	\$30.14	\$1,433.36
\$467.24	\$40.18	\$1,879.71
\$584.08	\$50.23	\$2,326.10
\$700.89	\$60.28	\$2,768.45



**RIVERSIDE COUNTY
ENVIRONMENTAL HEALTH
FRANCHISE AREA 5**



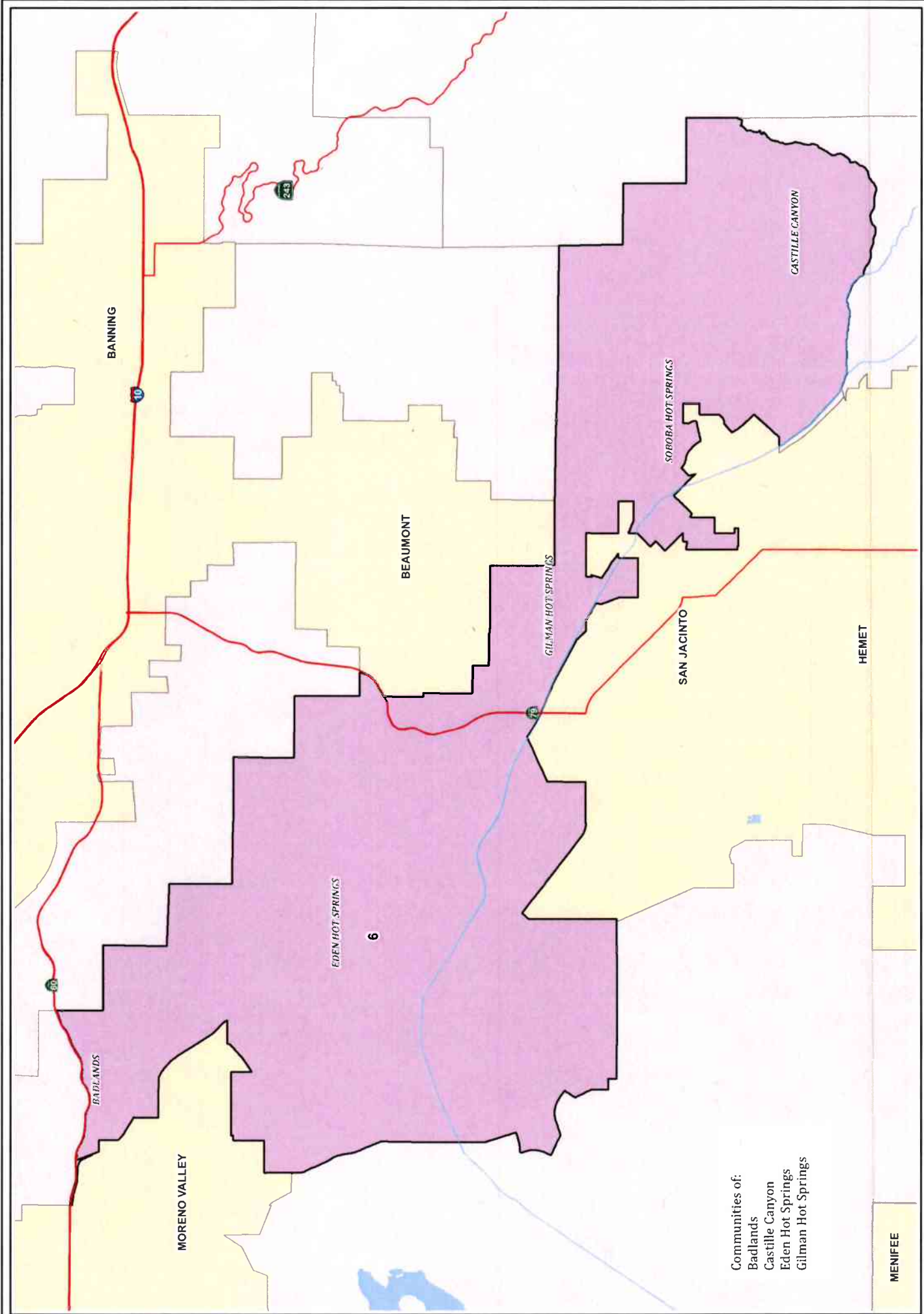
JULY 09, 2019



- Communities of:
- DeLuz
 - El Cariso
 - La Cresta
 - Lakeland Village
 - Rancho Capistrano
 - Rancho Carrillo
 - Santa Rosa Plateau
 - Teneja

FRANCHISE AREA 5  CITY BOUNDARY 

DeLuz CSD 



Communities of:
 Badlands
 Castille Canyon
 Eden Hot Springs
 Gilman Hot Springs

MENIFEE

FRANCHISE AREA 6
 CITY BOUNDARY

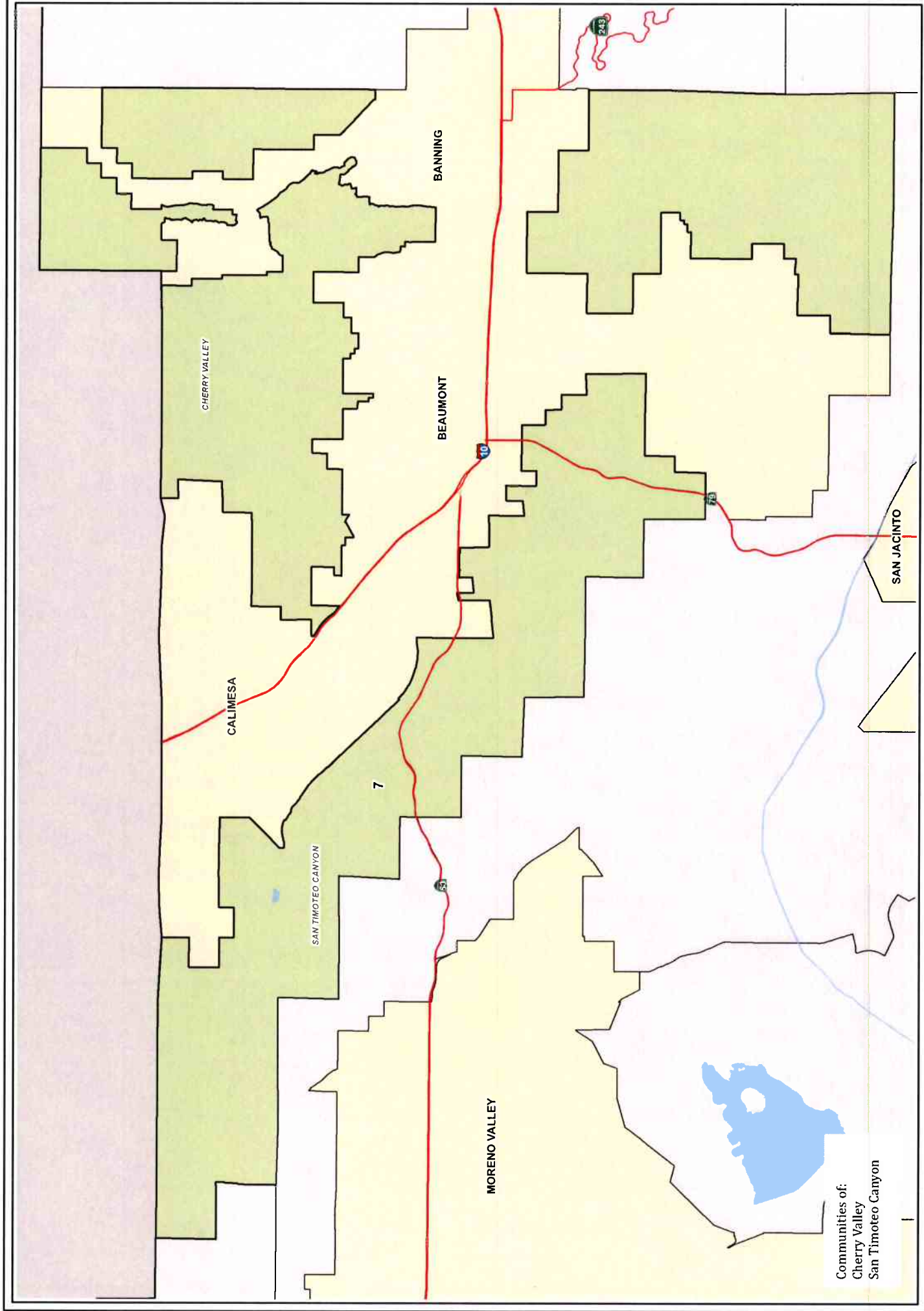


JULY 09, 2019



**RIVERSIDE COUNTY
 ENVIRONMENTAL HEALTH
 FRANCHISE AREA 6**

RIVERSIDE COUNTY
ENVIRONMENTAL HEALTH
FRANCHISE AREA 7

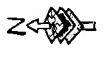


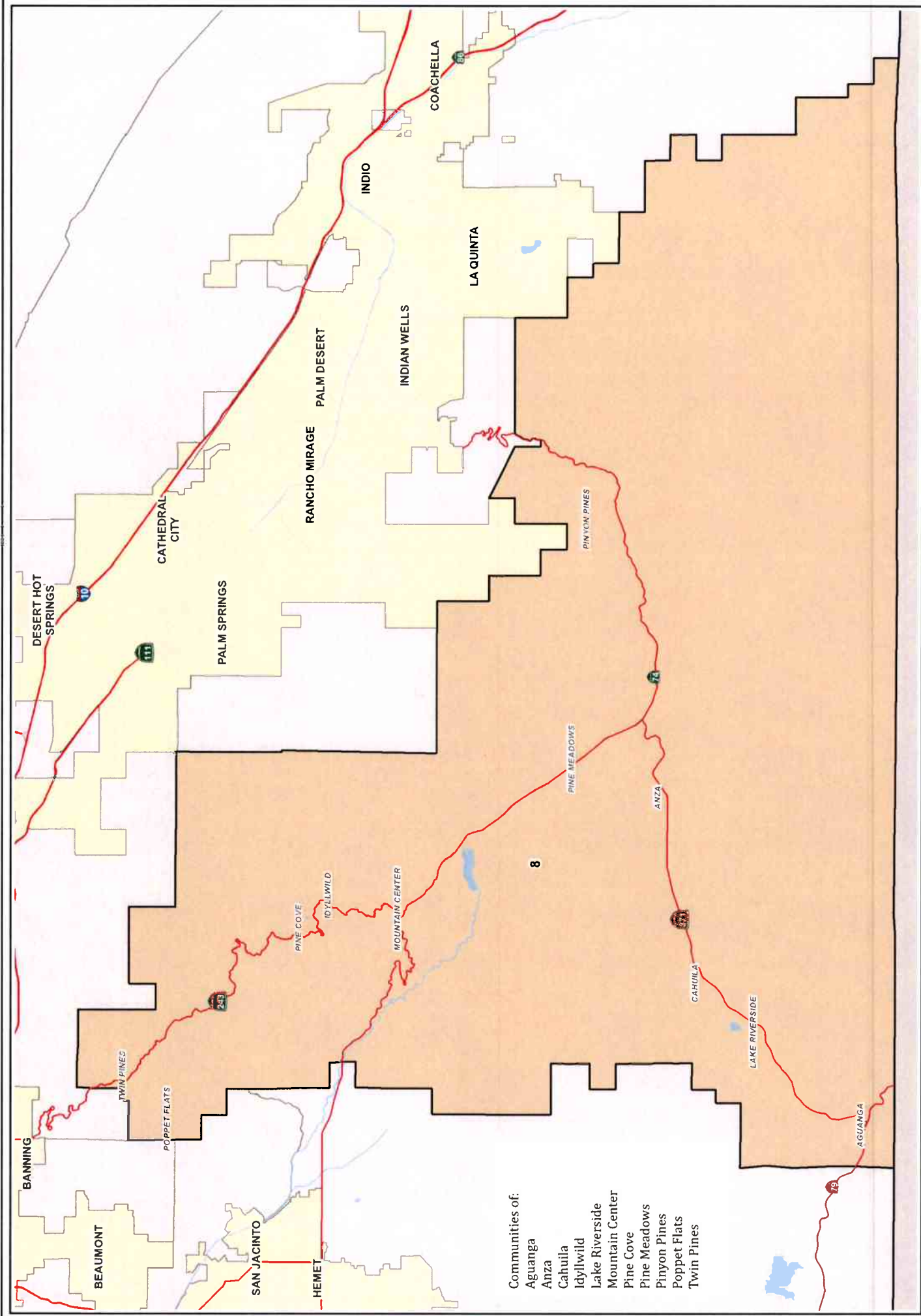
Communities of:
Cherry Valley
San Timoteo Canyon

FRANCHISE AREA 7
CITY BOUNDARY



JULY 15, 2019





- Communities of:
- Aguanga
 - Anza
 - Cahuila
 - Lake Riverside
 - Mountain Center
 - Pine Cove
 - Pine Meadows
 - Pinyon Pines
 - Poppet Flats
 - Twin Pines

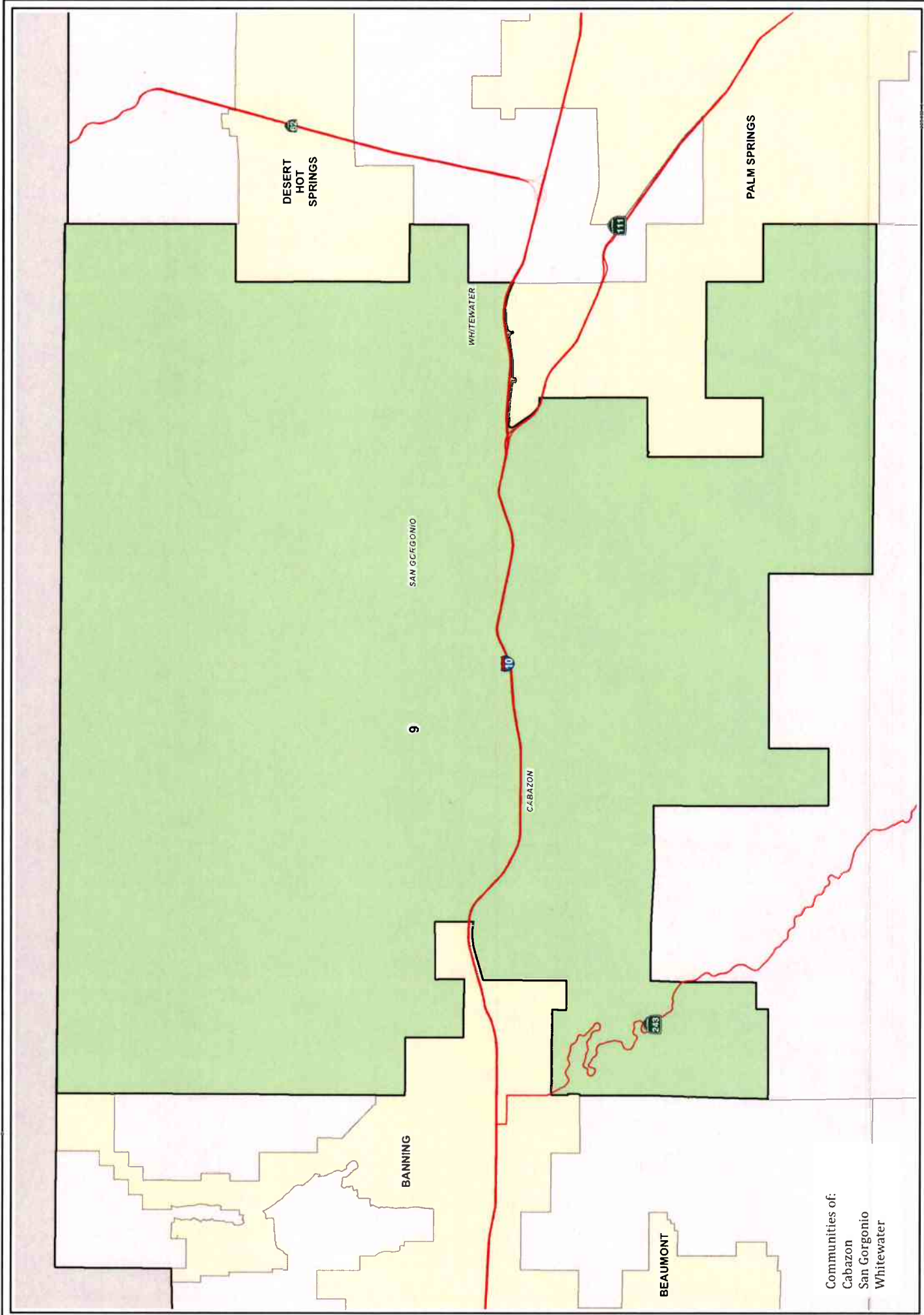
**RIVERSIDE COUNTY
ENVIRONMENTAL HEALTH
FRANCHISE AREA 8**



JULY 15, 2019



FRANCHISE AREA 8
CITY BOUNDARY



DESERT
HOT
SPRINGS

PALM SPRINGS

SAN GERGONIO

9

WHITewater

10

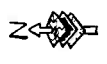
CABAZON

BEAUMONT

BANNING

243

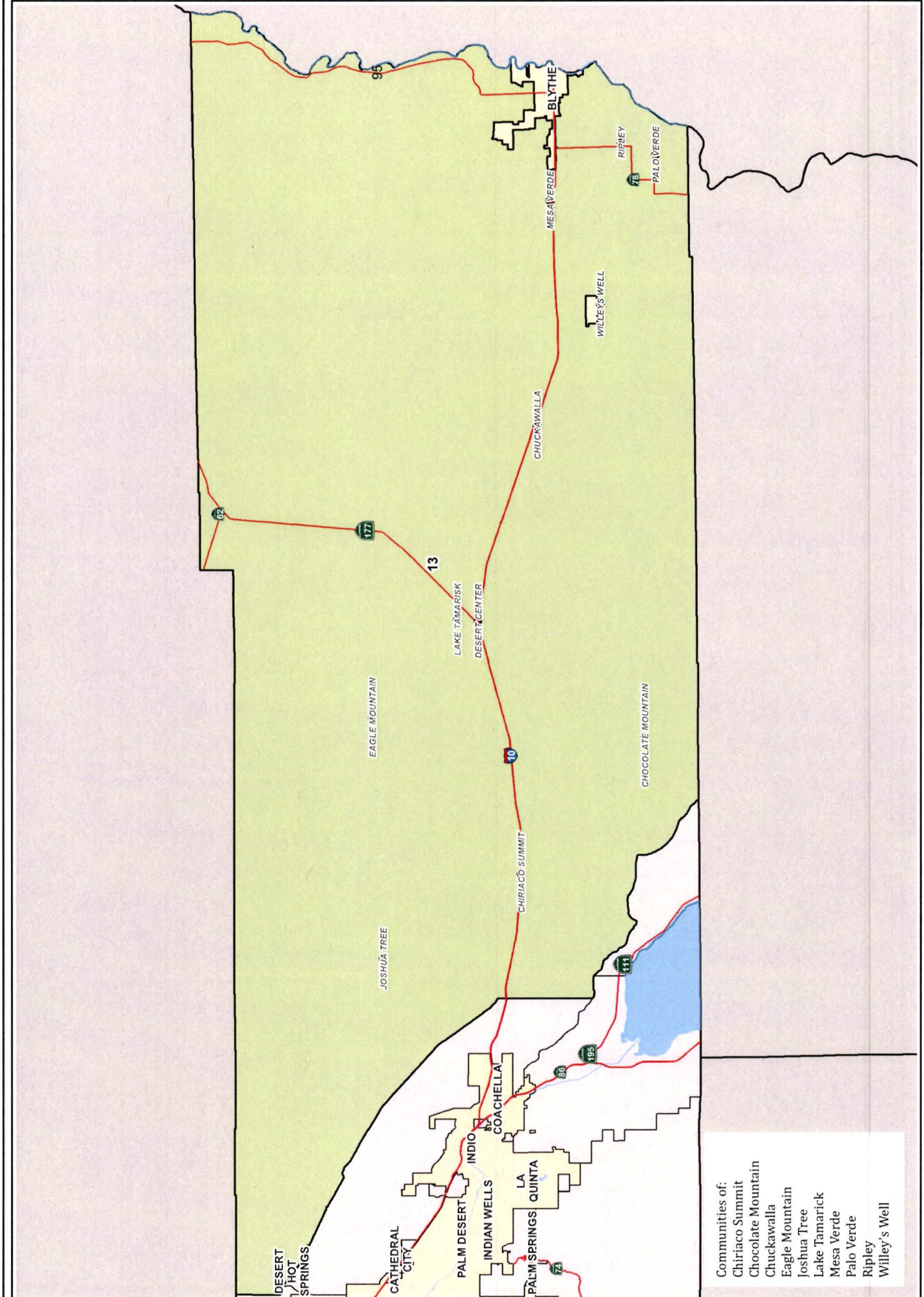
Communities of:
Cabazon
San Geronio
Whitewater



JULY 15, 2019

FRANCHISE AREA 9
CITY BOUNDARY

RIVERSIDE COUNTY
ENVIRONMENTAL HEALTH
FRANCHISE AREA 9



- Communities of:
- Chiriaco Summit
 - Chocolate Mountain
 - Chuckawalla
 - Eagle Mountain
 - Joshua Tree
 - Lake Tamarisk
 - Mesa Verde
 - Palo Verde
 - Ripley
 - Willey's Well

FRANCHISE AREA 13
CITY BOUNDARY



JULY 15, 2019

RIVERSIDE COUNTY
ENVIRONMENTAL HEALTH
FRANCHISE AREA 13



For Release: Thursday, February 10, 2022

22-220-SAN

WESTERN INFORMATION OFFICE: San Francisco, Calif.
 Technical information: (415) 625-2270 BLSinfoSF@bls.gov www.bls.gov/regions/west
 Media contact: (415) 625-2270

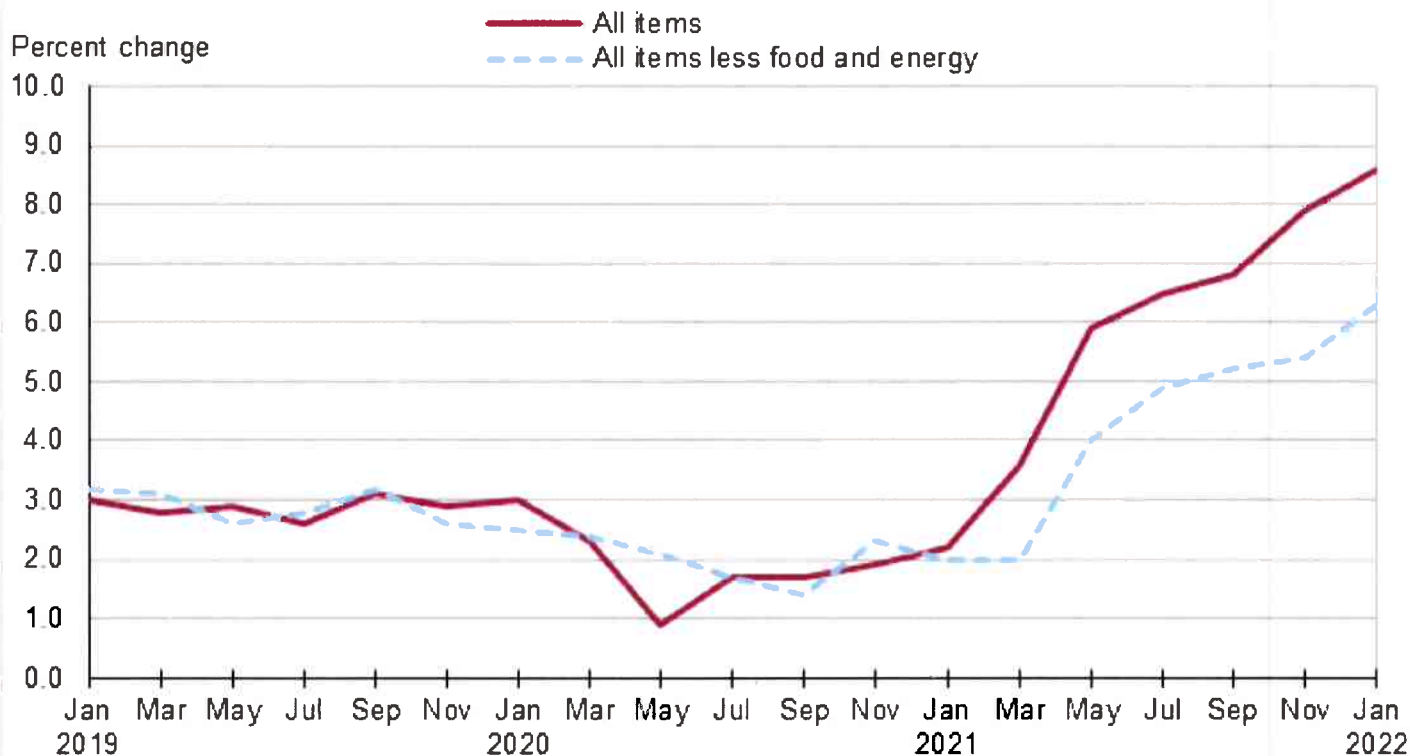
Consumer Price Index, Riverside Area – January 2022

Area prices were up 1.5 percent over the past two months, up 8.6 percent from a year ago

Prices in the Riverside area, as measured by the Consumer Price Index for All Urban Consumers (CPI-U), advanced 1.5 percent for the two months ending in January 2022, the U.S. Bureau of Labor Statistics reported today. (See [table A.](#)) Regional Commissioner Chris Rosenlund noted that the January increase was influenced by higher prices for household furnishings and operations and shelter. (Data in this report are not seasonally adjusted. Accordingly, bi-monthly changes may reflect seasonal influences.)

Over the last 12 months, the CPI-U rose 8.6 percent. (See [chart 1](#) and [table A.](#)) Food prices rose 5.8 percent. Energy prices jumped 35.3 percent, largely the result of an increase in the price of gasoline. The index for all items less food and energy rose 6.3 percent over the year. (See [table 1.](#))

Chart 1. Over-the-year percent change in CPI-U, Riverside-San Bernardino-Ontario, CA, January 2019–January 2022



Source: U.S. Bureau of Labor Statistics.

Food

Food prices advanced 1.2 percent for the two months ending in January. (See table 1.) Price changes for food at home sub-categories were mixed, with an overall increase of 1.5 percent. Prices for food away from home advanced 0.9 percent for the same period.

Over the year, food prices rose 5.8 percent. Prices for food at home rose 7.2 percent, influenced by higher prices for meats, poultry, fish, and eggs (11.7 percent) and other food at home (10.5 percent). Since a year ago, prices for food away from home increased 4.2 percent.

Energy

The energy index advanced 2.3 percent for the two months ending in January. The increase was mainly due to higher prices for natural gas service (12.0 percent). Prices for electricity advanced 2.6 percent, and prices for gasoline rose 0.8 percent for the same period.

Energy prices jumped 35.3 percent over the year, largely due to higher prices for gasoline (42.8 percent). Prices paid for natural gas service increased 31.3 percent, and prices for electricity increased 24.4 percent during the past year.

All items less food and energy

The index for all items less food and energy rose 1.4 percent in the latest two-month period. Higher prices for household furnishings and operations (8.3 percent) and shelter (0.8 percent) were partially offset by lower prices for education and communication (-1.3 percent) and new vehicles (-1.1 percent).

Over the year, the index for all items less food and energy rose 6.3 percent. Components contributing to the increase included used cars and trucks (38.6 percent), household furnishings and operations (11.4 percent), and shelter (5.5 percent). Partly offsetting the increases was a price decrease in recreation (-1.0 percent).

Table A. Riverside-San Bernardino-Ontario, CA, CPI-U 2-month and 12-month percent changes, all items index, not seasonally adjusted

Month	2019		2020		2021		2022	
	2-month	12-month	2-month	12-month	2-month	12-month	2-month	12-month
January.....	0.4	3.0	0.5	3.0	0.9	2.2	1.5	8.6
March.....	0.7	2.8	0.0	2.3	1.3	3.6		
May.....	1.2	2.9	-0.2	0.9	2.0	5.9		
July.....	-0.1	2.6	0.7	1.7	1.3	6.5		
September.....	0.6	3.1	0.5	1.7	0.8	6.8		
November.....	0.2	2.9	0.4	1.9	1.4	7.9		

The March 2022 Consumer Price Index for the Riverside area is scheduled to be released on April 12, 2022.

Technical Note

The Consumer Price Index (CPI) is a measure of the average change in prices over time in a fixed market basket of goods and services. The Bureau of Labor Statistics publishes CPIs for two population groups: (1) a CPI for All Urban Consumers (CPI-U) which covers approximately 93 percent of the total U.S. population and (2) a CPI for Urban Wage Earners and Clerical Workers (CPI-W) which covers approximately 29 percent of

the total U.S. population. The CPI-U includes, in addition to wage earners and clerical workers, groups such as professional, managerial, and technical workers, the self-employed, short-term workers, the unemployed, and retirees and others not in the labor force.

The CPI is based on prices of food, clothing, shelter, and fuels, transportation fares, charges for doctors' and dentists' services, drugs, and the other goods and services that people buy for day-to-day living. Each month, prices are collected in 75 urban areas across the country from about 6,000 housing units and approximately 22,000 retail establishments—department stores, supermarkets, hospitals, filling stations, and other types of stores and service establishments. All taxes directly associated with the purchase and use of items are included in the index.














































The index measures price changes from a designated reference date; for most of the CPI-U the reference base is 1982-84 equals 100. An increase of 7 percent from the reference base, for example, is shown as 107.000. Alternatively, that relationship can also be expressed as the price of a base period market basket of goods and services rising from \$100 to \$107. For further details see the CPI home page on the Internet at www.bls.gov/cpi and the CPI section of the BLS Handbook of Methods available on the internet at www.bls.gov/opub/hom/cpi/.

In calculating the index, price changes for the various items in each location are averaged together with weights that represent their importance in the spending of the appropriate population group. Local data are then combined to obtain a U.S. city average. Because the sample size of a local area is smaller, the local area index is subject to substantially more sampling and other measurement error than the national index. In addition, local indexes are not adjusted for seasonal influences. As a result, local area indexes show greater volatility than the national index, although their long-term trends are quite similar. **NOTE: Area indexes do not measure differences in the level of prices between cities; they only measure the average change in prices for each area since the base period.**

The Riverside-San Bernardino-Ontario, CA metropolitan area includes Riverside and San Bernardino Counties in California.











Information in this release will be made available to sensory impaired individuals upon request. Voice phone: (202) 691-5200; Federal Relay Service: (800) 877-8339.

Table 1. Consumer Price Index for All Urban Consumers (CPI-U): Indexes and percent changes for selected periods Riverside-San Bernardino-Ontario (December 2017=100 unless otherwise noted)

Item and Group	Indexes				Percent change from-		
	Historical data	Nov. 2021	Dec. 2021	Jan. 2022	Jan. 2021	Nov. 2021	Dec. 2021
Expenditure category							
All items		117.206	-	118.963	8.6	1.5	-
Food and beverages		117.759	-	119.208	5.8	1.2	-
Food		118.351	-	119.810	5.8	1.2	-
Food at home		118.187	119.207	119.969	7.2	1.5	0.6
Cereals and bakery products		119.843	-	127.322	7.3	6.2	-
Meats, poultry, fish, and eggs		124.640	-	120.209	11.7	-3.6	-
Dairy and related products		107.797	-	106.107	-6.0	-1.6	-
Fruits and vegetables		121.097	-	124.892	4.3	3.1	-
Nonalcoholic beverages and beverage materials		120.526	-	119.751	6.0	-0.6	-
Other food at home		112.102	-	117.791	10.5	5.1	-
Food away from home		117.970	-	119.059	4.2	0.9	-
Alcoholic beverages		107.187	-	108.453	5.4	1.2	-
Housing		118.562	-	121.077	7.9	2.1	-
Shelter		116.773	117.789	117.693	5.5	0.8	-0.1
Rent of primary residence		117.782	119.220	119.310	6.0	1.3	0.1
Owners' equiv. rent of residences		116.692	117.359	117.385	4.8	0.6	0.0
Owners' equiv. rent of primary residence		116.692	117.359	117.385	4.8	0.6	0.0
Fuels and utilities		138.350	-	146.915	21.2	6.2	-
Household energy		146.634	145.860	153.870	26.5	4.9	5.5
Energy services		147.359	146.696	154.821	26.5	5.1	5.5
Electricity		146.415	146.415	150.293	24.4	2.6	2.6
Utility (piped) gas service		150.020	146.592	168.091	31.3	12.0	14.7
Household furnishings and operations		109.792	-	118.927	11.4	8.3	-
Apparel		98.373	-	103.495	1.8	5.2	-
Transportation		127.108	-	128.460	24.0	1.1	-
Private transportation		129.716	-	131.430	24.9	1.3	-
New and used motor vehicles		116.756	-	118.079	17.7	1.1	-
New vehicles		114.137	-	112.929	9.2	-1.1	-
Used cars and trucks		143.470	-	150.220	38.6	4.7	-
Motor fuel		149.697	151.082	150.883	42.7	0.8	-0.1
Gasoline (all types)		149.862	151.289	151.086	42.8	0.8	-0.1
Gasoline, unleaded regular(1)		150.543	151.980	151.756	43.6	0.8	-0.1
Gasoline, unleaded midgrade(1)		150.145	151.662	151.398	40.6	0.8	-0.2
Gasoline, unleaded premium(1)		146.400	147.766	147.656	39.5	0.9	-0.1
Medical care		112.330	-	113.919	3.7	1.4	-
Recreation		101.853	-	102.241	-1.0	0.4	-
Education and communication		109.221	-	107.829	0.4	-1.3	-
Tuition, other school fees, and child care		120.178	-	120.259	1.5	0.1	-
Other goods and services		116.024	-	117.350	6.0	1.1	-
Commodity and service group							
All items		117.206	-	118.963	8.6	1.5	-
Commodities		118.211	-	120.279	11.9	1.7	-
Commodities less food & beverages		118.432	-	120.834	15.7	2.0	-
Nondurables less food & beverages		120.261	-	122.643	19.7	2.0	-
Durables		115.891	-	118.318	11.6	2.1	-
Services		116.723	-	118.282	6.7	1.3	-
Special aggregate indexes							

Note: See footnotes at end of table.

Table 1. Consumer Price Index for All Urban Consumers (CPI-U): Indexes and percent changes for selected periods Riverside-San Bernardino-Ontario (December 2017=100 unless otherwise noted) - Continued

Item and Group	Indexes				Percent change from-		
	Historical data	Nov. 2021	Dec. 2021	Jan. 2022	Jan. 2021	Nov. 2021	Dec. 2021
All items less medical care		117.543	-	119.313	8.9	1.5	-
All items less shelter.....		117.560	-	119.755	10.4	1.9	-
Commodities less food		118.074	-	120.444	15.4	2.0	-
Nondurables		118.932	-	120.827	12.0	1.6	-
Nondurables less food.....		119.524	-	121.848	19.0	1.9	-
Services less rent of shelter		116.595	-	119.000	8.4	2.1	-
Services less medical care services.....		116.862	-	118.441	7.0	1.4	-
Energy		149.186	149.691	152.579	35.3	2.3	1.9
All items less energy		114.398	-	116.006	6.2	1.4	-
All items less food and energy		113.789	-	115.423	6.3	1.4	-

Footnotes

(1) Special index based on a substantially smaller sample.

- Data not available

NOTE: Index applies to a month as a whole, not to any specific date.