

**SUBMITTAL TO THE BOARD OF SUPERVISORS
COUNTY OF RIVERSIDE, STATE OF CALIFORNIA**



ITEM: 3.39
(ID # 19580)

MEETING DATE:
Tuesday, October 04, 2022

FROM : TLMA-TRANSPORTATION:

SUBJECT: TRANSPORTATION AND LAND MANAGEMENT AGENCY/TRANSPORTATION:
Notice of Completion – Limonite Avenue at Interstate 15 (I-15) Interchange Improvements Project, Cities of Eastvale and Jurupa Valley. District 2. [\$0]

RECOMMENDED MOTION: That the Board of Supervisors:

1. Accept as complete the construction of Limonite Avenue at I-15 Interchange Improvements Project, Districts 2;
2. Authorize the Chair of the Board to execute the Notice of Completion on behalf of the County; and
3. Direct the Clerk of the Board to record the Notice of Completion.


ACTION:Policy


Mark Lancaster, Director of Transportation 8/16/2022

MINUTES OF THE BOARD OF SUPERVISORS

On motion of Supervisor Perez, seconded by Supervisor Jeffries and duly carried by unanimous vote, IT WAS ORDERED that the above matter is approved as recommended.

Ayes: Jeffries, Spiegel, Washington, Perez and Hewitt
Nays: None
Absent: None
Date: October 4, 2022
xc: TLMA-Transp., Recorder

Kecia R. Harper
Clerk of the Board
By: 
Deputy

**SUBMITTAL TO THE BOARD OF SUPERVISORS COUNTY OF RIVERSIDE,
STATE OF CALIFORNIA**

| FINANCIAL DATA | Current Fiscal Year: | Next Fiscal Year: | Total Cost: | Ongoing Cost |
|-----------------------------|-----------------------------|--------------------------|---------------------------|---------------------|
| COST | \$ 0 | \$ 0 | \$ 0 | \$ 0 |
| NET COUNTY COST | \$ 0 | \$ 0 | \$ 0 | \$ 0 |
| SOURCE OF FUNDS: N/A | | | Budget Adjustment: | No |
| | | | For Fiscal Year: | 22/23 |

C.E.O. RECOMMENDATION: Approve

BACKGROUND:

Summary

By Minute Order 3.68 of June 26, 2018, the Board of Supervisors entered into a contract with Guy F. Atkinson of Irvine, California for the construction of Limonite Avenue at Interstate I-15 Interchange Improvements Project, in the Cities of Eastvale and Jurupa Valley, District 2.

The original authorized amount of the contract was \$39,063,043. The total value of work came in at \$39,550,359 which is 1.2% more than the originally authorized amount and was the result of contract change orders and bid quantity adjustments. The contract change orders are discussed in detail in the attached Contract Change Order Report. For this project, there were several major factors that resulted in contract change orders for this project:

- Traffic control during night closures, full freeway closures, maintaining traffic, supply detours, temporary signage, k-rail. (\$444,100)
- Early milestone completion incentive (\$250,000)
- Plan revisions, architectural revisions and value engineering (\$77,845)
- Unforeseen work including drainage, fencing, manmade objects, grading work, utility conflicts, signal and electrical (\$687,510)
- Utility project delays, Caltrans Safety Committee recommendations and Establish Dispute Resolution Board (\$234,805)
- Concrete channel, vehicle maintenance pullouts, temporary ramp and JPCP panels (\$270,162)
- Erosion control, weed removal, hydroseed and fiber rolls (\$298,505)
- Bid quantity increases and decreases for various items (-\$1,758,824)

The work was completed in conformance with the plans and specifications and the contractor was granted relief of maintenance on April 17, 2020.

Project Number A3-0393

Impact on Residents and Businesses

**SUBMITTAL TO THE BOARD OF SUPERVISORS COUNTY OF RIVERSIDE,
STATE OF CALIFORNIA**

The improvements benefit the project area by reducing traffic congestion and improving overall traffic flow within the interchange and on Interstate 15 for the current and future residents and businesses within the project region.

Additional Fiscal Information

Budget

| | | |
|---------------------------------|--------|--------------|
| Original Contract Amount | | \$39,063,043 |
| Total Change Orders Authorized | 1.3% | \$504,103 |
| Estimated Pending Change Orders | 0.0% | \$0 |
| Authorized Contract Amount | | \$39,567,146 |
| * Quantity Adjustments | 0.0% | (\$16,787) |
| + CCO FA Adjustments | 0.0% | \$0 |
| Total Value of Work | 101.2% | \$39,550,359 |

Expenditures

| | | |
|----------------------------|--|--------------|
| Total Progress Payments | | \$39,550,359 |
| Estimated Pending Payments | | \$0 |
| Total Expenditures | | \$39,550,359 |

(Over)/Under Contract Amount \$0

+ Change Orders using the Force Account method of payment issued prior to the work being completed generally do not use the total authorized amount.

* *Caltrans Standard Specifications 9-1.06 (Changed Quantity Payment Adjustments)*. Increases or decreases in the quantity of a contract item of work will be determined by comparing the total pay quantity of such item of work with the Engineer's Estimate. If the total pay quantity of any item of work required under the contract varies from the Engineer's Estimate by 25 percent or less, payment will be made for the quantity of work of said item performed at the contract unit price, unless eligible for adjustment pursuant to Section 9-1.15, "Work-Character Changes."

Contract History and Price Reasonableness

**SUBMITTAL TO THE BOARD OF SUPERVISORS COUNTY OF RIVERSIDE,
STATE OF CALIFORNIA**

Nine bids were received on May 2, 2018 ranging from \$39,063,043 to \$50,330,289. The basis for the selection of a contractor is the lowest responsive and responsible bid. The lowest responsive and responsible bid was submitted by Guy F. Atkinson in the amount of \$39,063,043, which was \$12,114,534 (23.67%) lower than the Engineer's Estimate.

ATTACHMENTS:

Change Order Report
Vicinity Map
Progress Estimate Report
Notice of Completion



Jason Farin, Principal Management Analyst 9/27/2022



Kristine Bell-Valdez, Supervising Deputy County Counsel 9/13/2022

PLEASE COMPLETE THIS INFORMATION
RECORDING REQUESTED BY:

KECIA R. HARPER, CLERK OF THE BOARD
RIVERSIDE CO. CLERK OF THE BOARD
4080 LEMON STREET, 1ST FLOOR CAC
P O BOX 1147 - RIVERSIDE, CA 92502
MAIL STOP # 1010

COPY

AND WHEN RECORDED MAIL TO:

RETURN TO: STOP #1010
RIVERSIDE COUNTY CLERK OF THE BOARD
P. O. BOX 1147 - RIVERSIDE, CA 92502

THIS SPACE FOR RECORD

Sent to
Recorders
10/7/22

NOTICE OF COMPLETION

To be recorded with County Recorder
within 10 days after completion.
No recording fee.

Notice is hereby given by the undersigned owner, a public entity of the State of California, that a public work of
improvement has been completed, as follows:

Project title or description of work: Limonite Avenue at Interstate 15 (I-15) Interchange Improvements Project,
Project No. A3-0393

Date of Completion: Date Hereof

Nature of owner: County of Riverside, public entity

Interest or estate of owner: Public Road Right-of-Way

Address of owner: Clerk of the Board of Supervisors, County Administrative Center
4080 Lemon Street, 8th Floor, Riverside, CA 92501

Name and Address of contractor: Guy F. Atkinson, 18201 Von Karman, Suite 800, Irvine, CA 92612

Street or legal description of site: Limonite Avenue at I-15 Interchange, Cities of Eastvale and Jurupa Valley

Dated: 10/4/22

Owner: County of Riverside
(Name of Public Entity)

By: Jeff Hewitt
Chair, Board of Supervisors

FORM APPROVED COUNTY COUNCIL
BY: [Signature]
DANIEL MALAND

STATE OF CALIFORNIA)
 ss
COUNTY OF RIVERSIDE)

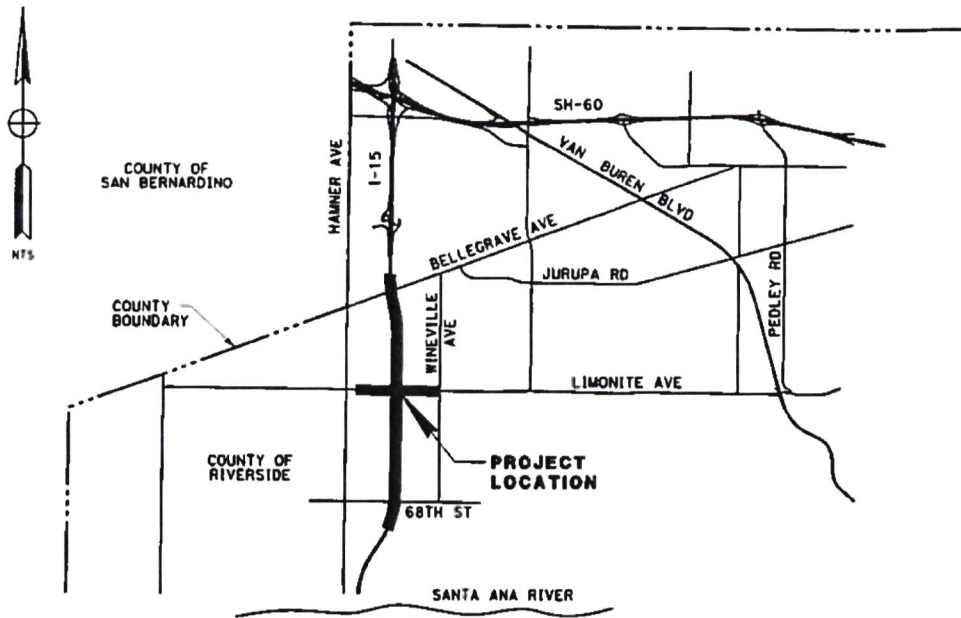
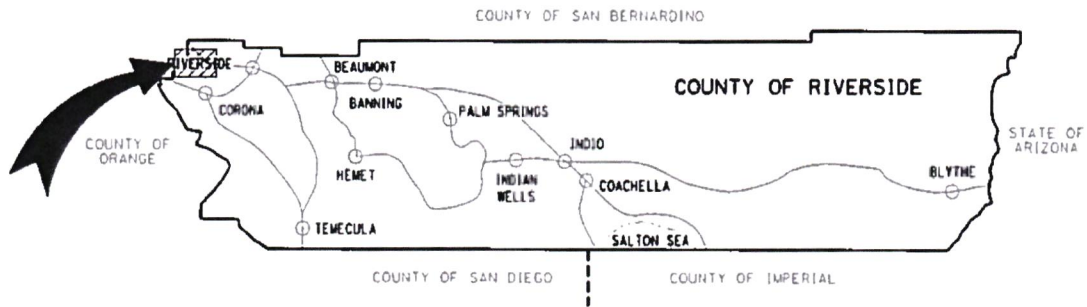
I am the Chair of the governing board of the County of Riverside, the public entity which executed the foregoing
notice and on whose behalf I make this verification; I have read this notice, know its contents, and the same is true. I
certify under penalty of perjury that the foregoing is true and correct.

Executed at Riverside, California on October 4th, 2022 (Date)
JEFF HEWITT Chair of the Board of Supervisors

ATTEST: Kecia R. Harper, Clerk
By: Dyanne Smith
Deputy

COUNTY OF RIVERSIDE
TRANSPORTATION DEPARTMENT

LIMONITE AVE AT INTERSTATE 15
INTERCHANGE IMPROVEMENTS
IN THE CITY OF EASTVALE AND THE CITY OF JURUPA VALLEY
PROJECT No. A3-0393



VICINITY MAP
TOWNSHIP 28 RANGE 8W SECTION 19/30
COUNTY ROAD BOOK PAGE No. 14E

CHANGE ORDER REPORT
(Limonite Avenue at I-15 Interchange Project)

| CCO # | Amount | Percent | Description |
|-------|---|---------|---|
| | Original Contract Amount \$39,063,043.00 | | |
| 1 | \$0 | 0.00% | This is a no-cost change order that documents the striping taper design changes and coordinate revising taper length as it ties to the ongoing I-15 Freeway widening – DB project and insure a safe transition to their project. |
| 2 | \$50,000 | 0.13% | Extra work that was requested by Caltrans, Cities of Jurupa Valley and Eastvale to enhanced safety for the traveling public by providing alternate routes during night closures and daily work along the I-15 freeway and Limonite Avenue. The work included, maintaining traffic; supplying detours, temporary signage, k-rail, changes in temporary loops, HMA/OGAC structural section and construction stage improvements. |
| 2S1 | \$100,000 | 0.26% | Extra work that was requested by Caltrans, Cities of Jurupa Valley and Eastvale to enhanced safety for the traveling public by providing alternate routes during night closures and daily work along the I-15 freeway and Limonite Avenue. The work included, maintaining traffic; supplying detours, temporary signage, k-rail and construction stage improvements. |
| 2S2 | \$100,000 | 0.26% | Extra work that was requested by Caltrans, Cities of Jurupa Valley and Eastvale to enhanced safety for the traveling public by providing alternate routes during night closures and daily work along the I-15 freeway and Limonite Avenue. The work included, maintaining traffic; supplying detours, temporary signage, k-rail and construction stage improvements. |
| 2S3 | \$38,000 | 0.10% | Extra work that was requested by Caltrans, Cities of Jurupa Valley and Eastvale to enhanced safety for the traveling public by providing alternate routes during night closures and daily work along the I-15 freeway and Limonite Avenue. The work included, maintaining traffic; supplying detours, temporary signage, k-rail and construction stage improvements. |
| 3 | \$25,000 | 0.06% | Provides compensation for half of all the costs associated with establishing the Disputes Resolution Board referred to as the “DRB” in accordance with Section 5-1.43E (3). |
| 4 | \$50,000 | 0.13% | The Contractor was entitled an incentive, per Addendum No. 3, Item for early milestone completion per Addendum No. 3, Item 4: 00-1.05A – “Liquidated Damages”. Temporary loop ramps were constructed 10 days earlier than the milestone completion date of 10/1/18 and temporary ramps were constructed and opened to traffic 19 days earlier than the milestone completion date of 9/11/18. |

CHANGE ORDER REPORT
(Limonite Avenue at I-15 Interchange Project)

| | | | |
|-----|-------------|---------|---|
| 5 | \$156,100 | 0.40% | Extra work associated with freeway crossover and detours needed to facilitate the I-15 full freeway closures for the erection and removal of the falsework system for the Stage 1 bridge placement. |
| 6 | \$35,500 | 0.09% | Compensates the contractor for removing existing concrete channel as shown on the plans, eliminating Contract Pay Item No. 143, resulting in a credit to the County. Removal of Cement Treated Base "CTB" from different locations encountered on the project was also necessary. |
| 6S1 | \$10,000 | 0.03% | Compensates the contractor for removing existing concrete channel as shown on the plans. Contract Pay Item No. 143 "Remove Concrete (Channel)" shows 20 cubic yards to be removed. The existing channel was measured, and actual concrete removal was calculated to be 686.42 cubic yards. Removal of Cement Treated Base "CTB" from different locations encountered on the project was also necessary. |
| 7 | (\$201,591) | (0.52%) | A Value Engineering Change Proposal for the alternative pavement section to be used on all rigid and flexible pavement in the project was submitted by the contractor in accordance with Section 4-1.07B, "Value Engineering Change Proposal," of the Standard Specifications. |
| 8 | \$53,518 | 0.14% | Compensates the Contractor for the repair and relocation of a damaged fiber optic cable along the NB Off Ramp and installing an additional pullbox; repair an existing fiber optic cable along the NB off ramp. |
| 8S1 | \$1,695 | 0.00% | Extra work associated with the repair and relocation of an existing damaged fiber optic cable system. |
| 9 | \$0 | 0.00% | This Contract Change Order provides for revision of contract documents; Revise Standard Specification Section 6-1.04C Steel and Iron Materials, to include "Applies to a federal-aid contract only". Because this project is not Federally Funded project, the County is not requiring following Buy America requirements. |
| 10 | \$0 | 0.00% | This Contract Change Order provides for revision of contract documents; Revise project Special Provisions Attachment "C-1" of Addendum 3, Note 27, to remove, "The water pipes to be abandoned shall be removed, disposed and the trench backfilled." |
| 11 | \$30,000 | 0.08% | Unforeseen drainage work was requested by the Engineer. Work that includes, re-adjusting the flow line of Drainage System No. 4 because of a conflict with an existing unknown pipe, additional temporary drainage pipe needed to alleviate flooding along the SB off ramp, removal of the existing drainage system that is in conflict with the new improvements along the SB on ramp, and any other unforeseen drainage work. |

CHANGE ORDER REPORT
(Limonite Avenue at I-15 Interchange Project)

| | | | |
|------|-----------|---------|---|
| 11S1 | \$115,000 | 0.29% | Unforeseen drainage work was requested by the Engineer. Work that includes, re-adjusting the flow line of Drainage System No. 4 because of a conflict with an existing unknown pipe, additional temporary drainage pipe needed to alleviate flooding along the SB off ramp, removal of the existing drainage system that is in conflict with the new improvements along the SB on ramp, and any other unforeseen drainage work. |
| 12 | \$35,000 | 0.09% | In coordination between the Riverside County Transportation Commission (RCTC) and the County of Riverside Transportation, compensate the contractor for constructing two additional Maintenance Vehicle Pullouts (MVP) as indicated on the plans supplied by RCTC. |
| 13 | (\$3,155) | (0.01%) | A credit was applied to the County for Bid Item No. 168 "Metal Script Lettering (Railing Mounted)" for reducing the bridge metal lettering thickness from 1/2" to 1/4". |
| 14 | \$100,000 | 0.26% | As requested by the Engineer, compensates the contractor for additional electrical work required to complete project improvements. Specifically, the additional work includes the increase in size of the electrical conduit from 2 inches to 4 inches and the additional cost for increasing the size of the temporary traffic signal wood posts for Stage 2B. |
| 14S1 | \$105,859 | 0.27% | Provides additional funds to compensate the contractor for additional electrical and traffic signal work as requested by the Engineer. |
| 15 | \$35,000 | 0.09% | Additional unforeseen work was requested by the Engineer in order to complete project improvements. Some of the unforeseen work includes remove/relocate existing fence along SB off ramp, temporary relocation of water vault and irrigation conduit in conflict with Stage 2A, grading work outside stage construction phase inside the Park & Ride, manmade objects encounter underground in conflict with project improvements. |
| 15S1 | \$50,000 | 0.13% | Provides additional funds to compensate the contractor for additional unforeseen work requested by the Engineer. |
| 16 | \$56,980 | 0.15% | Additional cost was required for materials, labor and production based on blocks and architectural modifications for Sound Wall 1039 as requested by Caltrans. |
| 17 | \$200,000 | 0.51% | The Contractor was entitled an incentive, per Addendum No. 3, Item for early milestone completion per Addendum No. 3, Item 4: 00-1.05A – "Liquidated Damages". Stage 1 construction phase was completed in 10 working days earlier than the milestone of 4/16/18. The contractor also constructed and switched the temporary ramps to traffic on April 2, 2019. |
| 18 | \$165,305 | 0.42% | Revisions were made to the plans for the Park & Ride facility due to property access, deeds, and easements with property owner and utility relocations not being finalized until after the project being awarded the Park & Ride had to be redesigned. |

CHANGE ORDER REPORT
(Limonite Avenue at I-15 Interchange Project)

| | | | |
|------|------------|---------|---|
| 19 | \$119,952 | 0.31% | Early strength concrete in lieu of JPCP concrete mix was used at the SB off ramp during the 10-day closure for sequence of construction Stage 2A of the project. The project plans and specifications did not include provisions for use of early strength concrete in the project. It was imperative to use early strength concrete in order to comply with the allowed time window to re-open the ramps safely and on-time. |
| 20 | \$185,000 | 0.47% | Additional work was performed for re-staging the installation of Drainage System No. 4 (DS4) due to a conflict with an existing Edison conduit along westbound Limonite Avenue. In order to complete critical path activities on time, a portion of DS4, from 80' to 130' south of MH "k", was eliminated from Stage 1C and was completed once the conflicting Edison line was de-energized or removed. |
| 21 | \$104,305 | 0.27% | Compensation for project delays and impacts that occurred after completing the Stage 1 Milestone on April 2, 2019. Cost impacts include working overtime, Saturdays and legal holidays. In addition, direct related costs with idle equipment is also included. |
| 22 | (\$53,915) | (0.14%) | Decreased units of Contract Pay Item No. 89 "Grind Existing Concrete Pavement", resulting in a credit to the County. Grinding only the adjacent lane of the new pavement widening was done in order to remain consistent along the I-15 corridor. |
| 23 | | | N/A |
| 24 | \$60,306 | 0.15% | Per the request of the designer, City of Eastvale and the City of Jurupa Valley, the contractor painted and powder coated the chain link railing, fencing and tubular handrailing on the Limonite Ave OC Bridge. The powder coating and painting for the bridge railings were not specified in the contract documents |
| 25 | | | N/A |
| 26 | \$30,000 | 0.08% | Additional work was performed associated with project recommendations made by the Caltrans Safety Committee. The work includes, street sign name changes, placement of additional traffic signs, reconstruct curb by MBGR, installation of additional delineators in front MBGR and MVP, and adjust striping. |
| 26S1 | \$75,500 | 0.19% | Additional work performed associated with project recommendation made by Caltrans Safety Review Committee. |

CHANGE ORDER REPORT
(Limonite Avenue at I-15 Interchange Project)

| | | | |
|------|-------------|---------|--|
| 27 | (\$291,983) | (0.75%) | Reduction in contract pay items and a balancing of increases and decreases in contract items. The Contractor was also entitled an incentive, per Addendum No. 3, Item 4: 00-1.05A – “Liquidated Damages”, for early milestone completion. Stage 2 construction was completed 10 working days earlier than the milestone completion date of November 19, 2019. The bridge was completed and opened Limonite Avenue and ramps to full traffic on October 20, 2019. |
| 28 | \$154,329 | 0.40% | Additional work was performed per the request of the Jurupa Community Services District (JCSD), City of Jurupa Valley and Caltrans. A dirt maintenance access road was widened per JCSD. The City of Jurupa requested iron fencing be placed along westbound Limonite Avenue between Pats Ranch Road and the Park and Ride. Additional Erosion Control Blanket was also installed at three locations along the NB ramp. |
| 29 | (\$14,681) | (0.04%) | A credit was applied to the County was due to modification of application of Seed and Hydromulch in one step instead of two steps as mentioned in Section 21-2.03D “Hydromulch and Hydroseed” of the Standard Specifications. |
| 30 | \$15,000 | 0.04% | The City of Eastvale requested weed removal in the Erosion Control areas that were applied with hydroseed/hydromulch. The hydroseed/hydromulch falls under Section 21-2.03D, and there is no Standard Specification, Revised Standard Specification or Special Provision directing the contractor to perform weed control in the Erosion Control areas. |
| 30S1 | \$35,000 | 0.09% | Additional weed removal from Erosion Control and ESA Areas as identified in project plans. Caltrans performed a revalidation (Revalidation No. 9) of the project and removed the protection of the ESA areas. Weed control was then necessary in those ESA areas in addition to the Erosion Control areas. |
| 30S2 | \$40,000 | 0.10% | Additional weed removal from Erosion Control and ESA Areas as identified in project plans. Caltrans performed a revalidation (Revalidation No. 9) of the project and removed the protection of the ESA areas. Weed control was then necessary in those ESA areas in addition to the Erosion Control areas. |
| 30S3 | \$45,000 | 0.12% | Additional weed removal from Erosion Control and ESA Areas as identified in project plans. |
| 31 | \$69,710 | 0.18% | The County and the Contractor agreed to share for the cost of reconstructing 7 jointed plain concrete pavement (JPCP) panels located along the median of northbound I-15 and the removal and replacement of 10 JPCP panels within the same location. |
| 32 | \$11,438 | 0.03% | Additional work at 6 joints of the 48” CMP drainage system located along SB off ramp for Caltrans acceptance. |

CHANGE ORDER REPORT
(Limonite Avenue at I-15 Interchange Project)

| | | | |
|---|---------------|---------|--|
| 33 | \$23,857 | 0.06% | Contract unit price adjustments of Item No. 27 Temporary Fiber Rolls, Item 48D 5 Gallon Shrub, Item 71 Fiber Rolls, Item 48E 1 Gallon Shrub. |
| 34 | (\$1,412,926) | (3.62%) | Balancing CCO for bid item increases and decreases. |
| Quantity Adjustments | (\$16,787) | | |
| Change Order Total and New Contract Total | \$39,550,359 | | |

PROJECT: Limonite Avenue at I-15 Interchange Project, City of Eastvale & the City of Jurupa Valley
 County Project No.: A3-0393
 Contract No.: 18-06-006

Contractor: Guy F. Atkinson
 Address: 18201 Von Karman, Suite 800
 City, State, Zip: Irvine, CA 92612



Estimate No. 36 Final
 From: March 26, 2022
 To: May 25, 2022

| Item No. | Item Description | Units | Quantity | Unit Price | Original Contract Amount | Change Authorized | | Total Authorized | | This Estimate | | Previous Quantity | Total Estimate To Date | | % Auth. |
|----------|---|-------|----------|------------|--------------------------|-------------------|------------|------------------|------------|---------------|--------|-------------------|------------------------|------------|---------|
| | | | | | | Quantity | Amount | Quantity | Amount | Quantity | Amount | | Quantity | Amount | |
| 1 | Resident Engineers Office | LS | 1 | 80,000.00 | 80,000.00 | | | 1.00 | 80,000.00 | | | 1.00 | 1.00 | 80,000.00 | 100% |
| 2 | Course of Construction Insurance | LS | 1 | 100,000.00 | 100,000.00 | | | 1.00 | 100,000.00 | | | 1.00 | 1.00 | 100,000.00 | 100% |
| 3 | Lead Compliance Plan | LS | 1 | 15,000.00 | 15,000.00 | | | 1.00 | 15,000.00 | | | 1.00 | 1.00 | 15,000.00 | 100% |
| 4 | Progress Schedule (Critical Path Method) | LS | 1 | 12,000.00 | 12,000.00 | | | 1.00 | 12,000.00 | | | 1.00 | 1.00 | 12,000.00 | 100% |
| 5 | Develop Water Supply | LS | 1 | 80,000.00 | 80,000.00 | | | 1.00 | 80,000.00 | | | 1.00 | 1.00 | 80,000.00 | 100% |
| 6 | Construction Area Signs | LS | 1 | 80,000.00 | 80,000.00 | | | 1.00 | 80,000.00 | | | 1.00 | 1.00 | 80,000.00 | 100% |
| 7 | Traffic Control System | LS | 1 | 495,000.00 | 495,000.00 | | | 1.00 | 495,000.00 | | | 1.000 | 1.000 | 495,000.00 | 100% |
| 8 | Type III Barricade & CCO 8, CCO 34 | EA | 79 | 135.00 | 10,665.00 | -2.00 | -270.00 | 77.00 | 10,395.00 | | | 77.00 | 77.00 | 10,395.00 | 100% |
| 9 | Temporary Pavement Marking (Paint) & CCO 27 | SQFT | 2,310 | 4.00 | 9,240.00 | 1,228.00 | 4,912.00 | 3,538.00 | 14,152.00 | | | 3,538.00 | 3,538.00 | 14,152.00 | 100% |
| 10 | Temporary Traffic Stripe (Tape) & CCO 34 | LF | 1,497 | 5.00 | 7,485.00 | -47.00 | -235.00 | 1,450.00 | 7,250.00 | | | 1,450.00 | 1,450.00 | 7,250.00 | 100% |
| 11 | Temporary Traffic Stripe (Paint) & CCO 27 | LF | 126,600 | 0.45 | 56,970.00 | 60,605.00 | 27,272.25 | 187,205.00 | 84,242.25 | | | 187,205.00 | 187,205.00 | 84,242.25 | 100% |
| 12 | Channelizer (Surface Mounted) & CCO 34 | EA | 1,210 | 20.50 | 24,805.00 | -357.00 | -7,318.50 | 853.00 | 17,486.50 | | | 853.00 | 853.00 | 17,486.50 | 100% |
| 13 | Traffic Plastic Drum | EA | 61 | 125.00 | 7,625.00 | | | 61.00 | 7,625.00 | | | 61.00 | 61.00 | 7,625.00 | 100% |
| 14 | Temporary Pavement Marker & CCO 34 | EA | 1,419 | 4.00 | 5,676.00 | -21.00 | -84.00 | 1,398.00 | 5,592.00 | | | 1,398.00 | 1,398.00 | 5,592.00 | 100% |
| 15 | Temporary Pedestrian Access Route | LS | 1 | 24,000.00 | 24,000.00 | | | 1.00 | 24,000.00 | | | 1.00 | 1.00 | 24,000.00 | 100% |
| 16 | Portable Changeable Message Sign | LS | 1 | 32,000.00 | 32,000.00 | | | 1.00 | 32,000.00 | | | 1.000 | 1.000 | 32,000.00 | 100% |
| 17 | Temporary Railing (Type K) & CCO 8 & CCO 27 | LF | 25,200 | 13.50 | 340,200.00 | 2,710.00 | 36,585.00 | 27,910.00 | 376,785.00 | | | 27,910.00 | 27,910.00 | 376,785.00 | 100% |
| 18 | Temporary Crash Cushion Module & CCO 27 | EA | 182 | 252.00 | 45,864.00 | 21.00 | 5,292.00 | 203.00 | 51,156.00 | | | 203.00 | 203.00 | 51,156.00 | 100% |
| 19 | Temporary Crash Cushion (ABSORB 350) & CCO 27 | EA | 9 | 3,605.00 | 32,445.00 | 1.00 | 3,605.00 | 10.00 | 36,050.00 | | | 10.00 | 10.00 | 36,050.00 | 100% |
| 20 | Job Site Management | LS | 1 | 155,000.00 | 155,000.00 | | | 1.00 | 155,000.00 | | | 1.000 | 1.000 | 155,000.00 | 100% |
| 21 | Prepare Storm Water Pollution Prevention Plan | LS | 1 | 5,000.00 | 5,000.00 | | | 1.00 | 5,000.00 | | | 1.00 | 1.00 | 5,000.00 | 100% |
| 22 | Storm Water Annual Report & CCO 34 | EA | 2 | 500.00 | 1,000.00 | -1.00 | -500.00 | 1.00 | 500.00 | | | 1.00 | 1.00 | 500.00 | 100% |
| 23 | Move-In/Move-Out (Temporary Erosion Control) & CCO 27 | EA | 5 | 500.00 | 2,500.00 | 3.00 | 1,500.00 | 8.00 | 4,000.00 | | | 8.00 | 8.00 | 4,000.00 | 100% |
| 24 | Temporary Hydraulic Mulch & CCO 18, CCO 34 | SQYD | 192,133 | 0.50 | 96,066.50 | -151,238.00 | -75,619.00 | 40,895.00 | 20,447.50 | | | 40,895.00 | 40,895.00 | 20,447.50 | 100% |
| 25 | Temporary Check Dam & CCO 34 | LF | 2,647 | 7.00 | 18,529.00 | -2,647.00 | -18,529.00 | | | | | | | | N/A |
| 26 | Temporary Drainage Inlet Protection & CCO 34 | EA | 50 | 315.00 | 15,750.00 | -25.00 | -7,875.00 | 25.00 | 7,875.00 | | | 25.00 | 25.00 | 7,875.00 | 100% |
| 27 | Temporary Fiber Roll & CCO 18, CCO 34 | LF | 45,482 | 2.50 | 113,705.00 | -37,282.00 | -93,205.00 | 8,200.00 | 20,500.00 | | | 8,200.00 | 8,200.00 | 20,500.00 | 100% |
| 28 | Temporary Construction Entrance & CCO 34 | EA | 20 | 4,200.00 | 84,000.00 | -11.00 | -46,200.00 | 9.00 | 37,800.00 | | | 9.00 | 9.00 | 37,800.00 | 100% |
| 29 | Street Sweeping | LS | 1 | 120,000.00 | 120,000.00 | | | 1.00 | 120,000.00 | | | 1.000 | 1.000 | 120,000.00 | 100% |
| 30 | Temporary Concrete Washout | LS | 1 | 102,000.00 | 102,000.00 | | | 1.00 | 102,000.00 | | | 1.000 | 1.000 | 102,000.00 | 100% |

PROJECT: Limonite Avenue at I-15 Interchange Project, City of Eastvale & the City of Jurupa Valley
 County Project No.: A3-0393
 Contract No.: 18-06-006

Contractor: Guy F. Atkinson
 Address: 18201 Von Karman, Suite 800
 City, State, Zip: Irvine, CA 92612



Estimate No. 36 Final
 From: March 26, 2022
 To: May 25, 2022

| Item No. | Item Description | Units | Quantity | Unit Price | Original Contract Amount | Change Authorized | | Total Authorized | | This Estimate | | Previous Quantity | Total Estimate To Date | | % Auth. |
|----------|---|-------|----------|------------|--------------------------|-------------------|------------|------------------|--------------|---------------|--------|-------------------|------------------------|--------------|---------|
| | | | | | | Quantity | Amount | Quantity | Amount | Quantity | Amount | | Quantity | Amount | |
| 31 | Remove Yellow Traffic Stripe (Hazardous Waste) & CCO 34 | LF | 29,800 | 1.50 | 44,700.00 | -27,963.00 | -41,944.50 | 1,837.00 | 2,755.50 | | | 1,837.00 | 1,837.00 | 2,755.50 | 100% |
| 32 | Treated Wood Waste & CCO 34 | LB | 24,717 | 1.00 | 24,717.00 | -3,561.00 | -3,561.00 | 21,156.00 | 21,156.00 | | | 21,156.00 | 21,156.00 | 21,156.00 | 100% |
| 33 | Noise Monitoring | LS | 1 | 5,000.00 | 5,000.00 | | | 1.00 | 5,000.00 | | | 1.00 | 1.00 | 5,000.00 | 100% |
| 34 | Temporary High-Visibility Fence & CCO 34 | LF | 9,707 | 6.00 | 58,242.00 | -1,580.00 | -9,480.00 | 8,127.00 | 48,762.00 | | | 8,127.00 | 8,127.00 | 48,762.00 | 100% |
| 35 | Clearing and Grubbing | LS | 1 | 125,000.00 | 125,000.00 | | | 1.00 | 125,000.00 | | | 1.00 | 1.00 | 125,000.00 | 100% |
| 36 | Roadway Excavation | CY | 191,590 | 11.00 | 2,107,490.00 | | | 191,590.00 | 2,107,490.00 | | | 191,590.00 | 191,590.00 | 2,107,490.00 | 100% |
| 37 | Structure Excavation (Bridge) | CY | 2,250 | 48.00 | 108,000.00 | | | 2,250.00 | 108,000.00 | | | 2,250.00 | 2,250.00 | 108,000.00 | 100% |
| 38 | Structure Excavation (Retaining Wall) | CY | 4,770 | 24.00 | 114,480.00 | | | 4,770.00 | 114,480.00 | | | 4,770.00 | 4,770.00 | 114,480.00 | 100% |
| 39 | Structure Backfill (Bridge) | CY | 1,452 | 54.00 | 78,408.00 | | | 1,452.00 | 78,408.00 | | | 1,452.00 | 1,452.00 | 78,408.00 | 100% |
| 40 | Structure Backfill (Retaining Wall) | CY | 1,570 | 192.00 | 301,440.00 | | | 1,570.00 | 301,440.00 | | | 1,570.00 | 1,570.00 | 301,440.00 | 100% |
| 41 | Embankment | CY | 11,000 | 17.00 | 187,000.00 | | | 11,000.00 | 187,000.00 | | | 11,000.00 | 11,000.00 | 187,000.00 | 100% |
| 42 | Rock Blanket & CCO 18 | SQFT | 19,330 | 9.00 | 173,970.00 | -998.00 | -8,982.00 | 18,332.00 | 164,988.00 | | | 18,332.00 | 18,332.00 | 164,988.00 | 100% |
| 43 | Cultivation | SQYD | 150 | 8.00 | 1,200.00 | | | 150.00 | 1,200.00 | | | 150.00 | 150.00 | 1,200.00 | 100% |
| 43A | Cultivation (Eastvale Gateway) | SQYD | 670 | 6.25 | 4,187.50 | | | 670.00 | 4,187.50 | | | 670.00 | 670.00 | 4,187.50 | 100% |
| 43B | Cultivation (Vernola Market Place) | SQYD | 2,108 | 6.00 | 12,648.00 | | | 2,108.00 | 12,648.00 | | | 2,108.00 | 2,108.00 | 12,648.00 | 100% |
| 44 | Iron Sulfate | LB | 70 | 1.00 | 70.00 | | | 70.00 | 70.00 | | | 70.00 | 70.00 | 70.00 | 100% |
| 45 | Soil Amendment | CY | 3 | 26.00 | 78.00 | | | 3.00 | 78.00 | | | 3.00 | 3.00 | 78.00 | 100% |
| 46 | Slow-Release Fertilizer | LB | 150 | 1.00 | 150.00 | | | 150.00 | 150.00 | | | 150.00 | 150.00 | 150.00 | 100% |
| 47 | Plant (Group K) | EA | 17 | 340.00 | 5,780.00 | | | 17.00 | 5,780.00 | | | 17.00 | 17.00 | 5,780.00 | 100% |
| 48 | Plant (Group B) & CCO 34 | EA | 71 | 68.00 | 4,828.00 | 6.85 | 465.80 | 77.85 | 5,293.80 | | | 77.85 | 77.85 | 5,293.80 | 100% |
| 48A | 24" Box Tree & CCO 34 | EA | 5 | 336.00 | 1,680.00 | -5.00 | -1,680.00 | | | | | | | | N/A |
| 48B | 36" Box Tree | EA | 15 | 702.00 | 10,530.00 | | | 15.00 | 10,530.00 | | | 15.00 | 15.00 | 10,530.00 | 100% |
| 48C | Queen Palm (20' Tall) & CCO 34 | EA | 5 | 1,780.00 | 8,900.00 | -5.00 | -8,900.00 | | | | | | | | N/A |
| 48D | 5 Gallon Shrub & CCO 34 | EA | 263 | 21.00 | 5,523.00 | -175.00 | -3,675.00 | 88.00 | 1,848.00 | | | 88.00 | 88.00 | 1,848.00 | 100% |
| 48E | 1 Gallon Shrub & CCO 34 | EA | 136 | 11.50 | 1,564.00 | 157.00 | 1,805.50 | 293.00 | 3,369.50 | | | 293.00 | 293.00 | 3,369.50 | 100% |
| 48F | Groundcover Flat & CCO 34 | SY | 2,108 | 5.00 | 10,540.00 | -2,108.00 | -10,540.00 | | | | | | | | N/A |
| 49 | Plant Establishment Work | LS | 1 | 15,000.00 | 15,000.00 | | | 1.00 | 15,000.00 | | | 1.00 | 1.00 | 15,000.00 | 100% |
| 50 | Wood Mulch | CY | 81 | 40.00 | 3,240.00 | | | 81.00 | 3,240.00 | | | 81.00 | 81.00 | 3,240.00 | 100% |
| 50A | Mulch (Eastvale Gateway) | CY | 57 | 40.00 | 2,280.00 | | | 57.00 | 2,280.00 | | | 57.00 | 57.00 | 2,280.00 | 100% |
| 50B | Mulch (Vernola Market Place) | CY | 178 | 40.00 | 7,120.00 | | | 178.00 | 7,120.00 | | | 178.00 | 178.00 | 7,120.00 | 100% |

PROJECT: Limonite Avenue at I-15 Interchange Project, City of Eastvale & the City of Jurupa Valley
 County Project No.: A3-0393
 Contract No.: 18-06-006

Contractor: Guy F. Atkinson
 Address: 18201 Von Karman, Suite 800
 City, State, Zip: Irvine, CA 92612



Estimate No. 36 Final
 From: March 26, 2022
 To: May 25, 2022

| Item No. | Item Description | Units | Quantity | Unit Price | Original Contract Amount | Change Authorized | | Total Authorized | | This Estimate | | Previous Quantity | Total Estimate To Date | | % Auth. |
|----------|--|-------|-----------|------------|--------------------------|-------------------|------------|------------------|------------|---------------|----------|-------------------|------------------------|------------|---------|
| | | | | | | Quantity | Amount | Quantity | Amount | Quantity | Amount | | Quantity | Amount | |
| 50C | Check and Test Existing Irrigation Facilities (Not in Caltrans Right of Way) | LS | 1 | 7,800.00 | 7,800.00 | | | 1.00 | 7,800.00 | | | 1.00 | 1.00 | 7,800.00 | 100% |
| 50D | Operate Existing Irrigation Facilities (Not in Caltrans Right of Way) | LS | 1 | 3,100.00 | 3,100.00 | | | 1.00 | 3,100.00 | | | 1.00 | 1.00 | 3,100.00 | 100% |
| 50E | Irrigation System & Modification (Eastvale Gateway) | LS | 1 | 8,650.00 | 8,650.00 | | | 1.00 | 8,650.00 | | | 1.00 | 1.00 | 8,650.00 | 100% |
| 50F | Irrigation System & Modification (Vernola Market Place) | LS | 1 | 38,500.00 | 38,500.00 | | | 1.00 | 38,500.00 | | | 1.00 | 1.00 | 38,500.00 | 100% |
| 51 | Control and Neutral Conductors (Armor-Clad) | LS | 1 | 33,500.00 | 33,500.00 | | | 1.00 | 33,500.00 | | | 1.00 | 1.00 | 33,500.00 | 100% |
| 52 | 1" Remote Control Valve | EA | 14 | 480.00 | 6,720.00 | | | 14.00 | 6,720.00 | 6.00 | 2,880.00 | 8.00 | 14.00 | 6,720.00 | 100% |
| 53 | 1 1/2" Remote Control Valve & CCO 34 | EA | 6 | 480.00 | 2,880.00 | 6.00 | 2,880.00 | 12.00 | 5,760.00 | | | 12.00 | 12.00 | 5,760.00 | 100% |
| 54 | 2" Remote Control Valve | EA | 3 | 480.00 | 1,440.00 | | | 3.00 | 1,440.00 | | | 3.00 | 3.00 | 1,440.00 | 100% |
| 55 | 16-18 Station Irrigation Controller (Pedestal Mounted) | EA | 1 | 4,425.00 | 4,425.00 | | | 1.00 | 4,425.00 | | | 1.00 | 1.00 | 4,425.00 | 100% |
| 56 | 48 Station Irrigation Controller (Pedestal Mounted) | EA | 2 | 10,125.00 | 20,250.00 | | | 2.00 | 20,250.00 | | | 2.00 | 2.00 | 20,250.00 | 100% |
| 56A | Recycled Water Identification and Warning Signs | EA | 6 | 250.00 | 1,500.00 | | | 6.00 | 1,500.00 | | | 6.00 | 6.00 | 1,500.00 | 100% |
| 57 | Irrigation Controller Enclosure Cabinet | EA | 3 | 5,800.00 | 17,400.00 | | | 3.00 | 17,400.00 | | | 3.00 | 3.00 | 17,400.00 | 100% |
| 58 | 2" Backflow Preventer Assembly | EA | 3 | 2,500.00 | 7,500.00 | | | 3.00 | 7,500.00 | | | 3.00 | 3.00 | 7,500.00 | 100% |
| 59 | Backflow Preventer Enclosure | EA | 3 | 2,035.00 | 6,105.00 | | | 3.00 | 6,105.00 | | | 3.00 | 3.00 | 6,105.00 | 100% |
| 60 | Flow Sensor | EA | 3 | 1,016.00 | 3,048.00 | | | 3.00 | 3,048.00 | | | 3.00 | 3.00 | 3,048.00 | 100% |
| 61 | Tree Well Sprinkler Assembly | EA | 105 | 78.00 | 8,190.00 | | | 105.00 | 8,190.00 | | | 105.00 | 105.00 | 8,190.00 | 100% |
| 62 | 2" Gate Valve | EA | 1 | 336.00 | 336.00 | | | 1.00 | 336.00 | | | 1.00 | 1.00 | 336.00 | 100% |
| 63 | 3" Gate Valve | EA | 12 | 200.00 | 2,400.00 | | | 12.00 | 2,400.00 | | | 12.00 | 12.00 | 2,400.00 | 100% |
| 64 | 3/4" Plastic Pipe (Schedule 40) (Supply Line) | LF | 565 | 4.00 | 2,260.00 | | | 565.00 | 2,260.00 | | | 565.00 | 565.00 | 2,260.00 | 100% |
| 65 | 1" Plastic Pipe (Schedule 40) (Supply Line) | LF | 745 | 4.00 | 2,980.00 | | | 745.00 | 2,980.00 | | | 745.00 | 745.00 | 2,980.00 | 100% |
| 66 | 1 1/2" Plastic Pipe (Schedule 40) (Supply Line) | LF | 707 | 4.00 | 2,828.00 | | | 707.00 | 2,828.00 | | | 707.00 | 707.00 | 2,828.00 | 100% |
| 67 | 2" Plastic Pipe (Schedule 40) (Supply Line) & CCO 27 | LF | 1,770 | 5.00 | 8,850.00 | 60.00 | 300.00 | 1,830.00 | 9,150.00 | | | 1,830.00 | 1,830.00 | 9,150.00 | 100% |
| 68 | 3" Plastic Pipe (Class 315) (Supply Line) | LF | 2,415 | 8.00 | 19,320.00 | | | 2,415.00 | 19,320.00 | | | 2,415.00 | 2,415.00 | 19,320.00 | 100% |
| 69 | Ball Valve | EA | 5 | 400.00 | 2,000.00 | | | 5.00 | 2,000.00 | | | 5.00 | 5.00 | 2,000.00 | 100% |
| 70 | 12" Corrugated Steel Pipe Conduit (.064" Thick) & CCO 27, CCO 34 | LF | 746 | 76.00 | 56,696.00 | 204.00 | 15,504.00 | 950.00 | 72,200.00 | | | 950.00 | 950.00 | 72,200.00 | 100% |
| 71 | Fiber Rolls & CCO 18, CCO 34 | LF | 55,500 | 2.50 | 138,750.00 | -28,213.00 | -70,532.50 | 27,287.00 | 68,217.50 | | | 27,287.00 | 27,287.00 | 68,217.50 | 100% |
| 72 | Hydroseed & CCO 34 | SQFT | 1,263,000 | 0.10 | 126,300.00 | -633,651.00 | -63,365.10 | 629,349.00 | 62,934.90 | | | 629,349.00 | 629,349.00 | 62,934.90 | 100% |
| 73 | Compost | CY | 6,306 | 17.50 | 110,355.00 | | | 6,306.00 | 110,355.00 | | | 6,306.00 | 6,306.00 | 110,355.00 | 100% |
| 74 | Incorporate Materials & CCO 34 | SQFT | 1,263,000 | 0.05 | 63,150.00 | -763,000.00 | -38,150.00 | 500,000.00 | 25,000.00 | | | 500,000.00 | 500,000.00 | 25,000.00 | 100% |
| 75 | Permanent Erosion Control Establishment Work | LS | 1 | 20,000.00 | 20,000.00 | | | 1.00 | 20,000.00 | | | 1.00 | 1.00 | 20,000.00 | 100% |

PROJECT: Limonite Avenue at I-15 Interchange Project, City of Eastvale & the City of Jurupa Valley
 County Project No.: A3-0393
 Contract No.: 18-06-006

Contractor: Guy F. Atkinson
 Address: 18201 Von Karman, Suite 800
 City, State, Zip: Irvine, CA 92612



Estimate No. 36 Final
 From: March 26, 2022
 To: May 25, 2022

| Item No. | Item Description | Units | Quantity | Unit Price | Original Contract Amount | Change Authorized | | Total Authorized | | This Estimate | | Previous Quantity | Total Estimate To Date | | % Auth. |
|----------|---|-------|----------|------------|--------------------------|-------------------|---------------|------------------|--------------|---------------|--------|-------------------|------------------------|--------------|---------|
| | | | | | | Quantity | Amount | Quantity | Amount | Quantity | Amount | | Quantity | Amount | |
| 76 | Class 2 Aggregate Subbase & CCO 7 | CY | 19,330 | 28.00 | 541,240.00 | -8,011.73 | -224,328.44 | 11,318.27 | 316,911.56 | | | 11,318.27 | 11,318.27 | 316,911.56 | 100% |
| 77 | Class 2 Aggregate Base & CCO 7, CCO 18 | CY | 16,230 | 28.00 | 454,440.00 | -5,973.25 | -167,251.00 | 10,256.75 | 287,189.00 | | | 10,256.75 | 10,256.75 | 287,189.00 | 100% |
| 78 | Lean Concrete Base & CCO 7 | CY | 11,750 | 125.00 | 1,468,750.00 | -11,445.33 | -1,430,666.25 | 304.67 | 38,083.75 | | | 304.67 | 304.67 | 38,083.75 | 100% |
| 79 | Base Bond Breaker & CCO 7 | SQYD | 73,000 | 0.15 | 10,950.00 | -71,000.00 | -10,650.00 | 2,000.00 | 300.00 | | | 2,000.00 | 2,000.00 | 300.00 | 100% |
| 80 | Slurry Seal & CCO 27 | TON | 155 | 415.00 | 64,325.00 | 6.05 | 2,510.75 | 161.05 | 66,835.75 | | | 161.05 | 161.05 | 66,835.75 | 100% |
| 81 | Prime Coat & CCO 34 | TON | 167 | 1,420.00 | 237,140.00 | -167.00 | -237,140.00 | | | | | | | | N/A |
| 82 | Hot Mix Asphalt (Type A) & CCO 7, CCO 8, CCO 18, CCO 27, CCO 34 | TON | 28,317 | 72.00 | 2,038,824.00 | -704.99 | -50,759.28 | 27,612.01 | 1,988,064.72 | | | 27,612.01 | 27,612.01 | 1,988,064.72 | 100% |
| 83 | Rubberized Hot Mix Asphalt (Gap-Graded) & CCO 34 | TON | 3,265 | 81.00 | 264,465.00 | -363.40 | -29,435.40 | 2,901.60 | 235,029.60 | | | 2,901.60 | 2,901.60 | 235,029.60 | 100% |
| 84 | Tack Coat & CCO 34 | TON | 206 | 610.00 | 125,660.00 | -196.11 | -119,627.10 | 9.89 | 6,032.90 | | | 9.89 | 9.89 | 6,032.90 | 100% |
| 85 | Cold Plane Asphalt Concrete Pavement & CCO 34 | SQYD | 526 | 18.50 | 9,731.00 | -86.00 | -1,591.00 | 440.00 | 8,140.00 | | | 440.00 | 440.00 | 8,140.00 | 100% |
| 86 | Jointed Plain Concrete Pavement | CY | 25,020 | 173.00 | 4,328,460.00 | | | 25,020.00 | 4,328,460.00 | | | 25,020.00 | 25,020.00 | 4,328,460.00 | 100% |
| 87 | Joint Seal (Preformed Compression) & CCO 34 | LF | 96,345 | 4.00 | 385,380.00 | -30,384.00 | -121,536.00 | 65,961.00 | 263,844.00 | | | 65,961.00 | 65,961.00 | 263,844.00 | 100% |
| 88 | Isolation Joint Seal (Silicone) & CCO 34 | LF | 12,220 | 7.00 | 85,540.00 | -66.00 | -462.00 | 12,154.00 | 85,078.00 | | | 12,154.00 | 12,154.00 | 85,078.00 | 100% |
| 89 | Grind Existing Concrete Pavement & CCO 22, CCO 34 | SQYD | 29,616 | 5.00 | 148,080.00 | -13,880.00 | -69,400.00 | 15,736.00 | 78,680.00 | | | 15,736.00 | 15,736.00 | 78,680.00 | 100% |
| 90 | 16" Cast-In-Drilled-Hole Concrete Piling & CCO 27 | LF | 610 | 66.00 | 40,260.00 | 15.25 | 1,006.50 | 625.25 | 41,266.50 | | | 625.25 | 625.25 | 41,266.50 | 100% |
| 91 | 24" Cast-In-Drilled-Hole Concrete Piling | LF | 5,746 | 80.00 | 459,680.00 | | | 5,746.00 | 459,680.00 | | | 5,746.00 | 5,746.00 | 459,680.00 | 100% |
| 92 | 54" Cast-In-Drilled-Hole Concrete Pile (Sign Foundation) & CCO 27 | LF | 30 | 588.00 | 17,640.00 | 1.50 | 882.00 | 31.50 | 18,522.00 | | | 31.50 | 31.50 | 18,522.00 | 100% |
| 93 | 60" Cast-In-Drilled-Hole Concrete Pile (Sign Foundation) | LF | 100 | 573.00 | 57,300.00 | | | 100.00 | 57,300.00 | | | 100.00 | 100.00 | 57,300.00 | 100% |
| 94 | Prestressing Cast-In-Place Concrete | LS | 1 | 452,000.00 | 452,000.00 | | | 1.00 | 452,000.00 | | | 1.00 | 1.00 | 452,000.00 | 100% |
| 95 | Structural Concrete, Bridge Footing | CY | 820 | 276.00 | 226,320.00 | | | 820.00 | 226,320.00 | | | 820.00 | 820.00 | 226,320.00 | 100% |
| 96 | Structural Concrete, Bridge | CY | 4,040 | 767.00 | 3,098,680.00 | | | 4,040.00 | 3,098,680.00 | | | 4,040.00 | 4,040.00 | 3,098,680.00 | 100% |
| 97 | Structural Concrete, Bridge (Polymer Fiber) | CY | 1,678 | 485.00 | 813,830.00 | | | 1,678.00 | 813,830.00 | | | 1,678.00 | 1,678.00 | 813,830.00 | 100% |
| 98 | Structural Concrete, Retaining Wall | CY | 1,370 | 368.00 | 504,160.00 | | | 1,370.00 | 504,160.00 | | | 1,370.00 | 1,370.00 | 504,160.00 | 100% |
| 99 | Structural Concrete, Sound Wall | CY | 82 | 366.00 | 30,012.00 | | | 82.00 | 30,012.00 | | | 82.00 | 82.00 | 30,012.00 | 100% |
| 100 | Structural Concrete, Approach Slab (Type N) | CY | 450 | 578.00 | 260,100.00 | | | 450.00 | 260,100.00 | | | 450.00 | 450.00 | 260,100.00 | 100% |
| 101 | Structural Concrete, Box Culvert | CY | 500 | 785.00 | 392,500.00 | | | 500.00 | 392,500.00 | | | 500.00 | 500.00 | 392,500.00 | 100% |
| 102 | Structural Concrete, Headwall | CY | 8 | 2,875.00 | 23,000.00 | | | 8.00 | 23,000.00 | | | 8.00 | 8.00 | 23,000.00 | 100% |
| 103 | Structural Concrete, Drainage Inlet & CCO 18 | CY | 63 | 2,075.00 | 130,725.00 | 14.25 | 29,568.75 | 77.25 | 160,293.75 | | | 77.25 | 77.25 | 160,293.75 | 100% |
| 104 | Minor Concrete (Minor Structure) & CCO 18, CCO 34 | CY | 112 | 1,565.00 | 175,280.00 | -17.10 | -26,761.50 | 94.90 | 148,518.50 | | | 94.90 | 94.90 | 148,518.50 | 100% |
| 105 | Minor Concrete (Backfill) & CCO 27 | CY | 50 | 211.00 | 10,550.00 | 19.90 | 4,198.90 | 69.90 | 14,748.90 | | | 69.90 | 69.90 | 14,748.90 | 100% |

PROJECT: Limonite Avenue at I-15 Interchange Project, City of Eastvale & the City of Jurupa Valley
 County Project No.: A3-0393
 Contract No.: 18-06-006

Contractor: Guy F. Atkinson
 Address: 18201 Von Karman, Suite 800
 City, State, Zip: Irvine, CA 92612



Estimate No. 36 Final
 From: March 26, 2022
 To: May 25, 2022

| Item No. | Item Description | Units | Quantity | Unit Price | Original Contract Amount | Change Authorized | | Total Authorized | | This Estimate | | Previous Quantity | Total Estimate To Date | | % Auth. |
|----------|--|-------|-----------|------------|--------------------------|-------------------|------------|------------------|--------------|---------------|--------|-------------------|------------------------|--------------|---------|
| | | | | | | Quantity | Amount | Quantity | Amount | Quantity | Amount | | Quantity | Amount | |
| 106 | Concrete Surface Texture | SQFT | 6,140 | 17.00 | 104,380.00 | | | 6,140.00 | 104,380.00 | | | 6,140.00 | 6,140.00 | 104,380.00 | 100% |
| 107 | Joint Seal (MR 2 1/2") | LF | 278 | 244.00 | 67,832.00 | | | 278.00 | 67,832.00 | | | 278.00 | 278.00 | 67,832.00 | 100% |
| 108 | Bar Reinforcing Steel (Bridge) | LB | 1,566,099 | 1.00 | 1,566,099.00 | | | 1,566,099.00 | 1,566,099.00 | | | 1,566,099.00 | 1,566,099.00 | 1,566,099.00 | 100% |
| 109 | Bar Reinforcing Steel (Retaining Wall) | LB | 135,000 | 1.10 | 148,500.00 | | | 135,000.00 | 148,500.00 | | | 135,000.00 | 135,000.00 | 148,500.00 | 100% |
| 110 | Bar Reinforcing Steel (Box Culvert) & CCO 34 | LB | 82,000 | 1.10 | 90,200.00 | -16,005.00 | -17,605.50 | 65,995.00 | 72,594.50 | | | 65,995.00 | 65,995.00 | 72,594.50 | 100% |
| 111 | Headed Bar Reinforcement | EA | 16 | 50.00 | 800.00 | | | 16.00 | 800.00 | | | 16.00 | 16.00 | 800.00 | 100% |
| 112 | Furnish Sign Structure (Truss) | LB | 86,500 | 4.00 | 346,000.00 | | | 86,500.00 | 346,000.00 | | | 86,500.00 | 86,500.00 | 346,000.00 | 100% |
| 113 | Install Sign Structure (Truss) | LB | 86,500 | 0.40 | 34,600.00 | | | 86,500.00 | 34,600.00 | | | 86,500.00 | 86,500.00 | 34,600.00 | 100% |
| 114 | Furnish Laminated Panel Sign (1"-Type A) & CCO 34 | SQFT | 829 | 26.00 | 21,554.00 | -67.00 | -1,742.00 | 762.00 | 19,812.00 | | | 762.00 | 762.00 | 19,812.00 | 100% |
| 115 | Remove Sign Structure | EA | 4.0 | 6,300.00 | 25,200.00 | | | 4.00 | 25,200.00 | | | 4.00 | 4.00 | 25,200.00 | 100% |
| 116 | Sound Wall (Masonry Block) | SQFT | 10,052.0 | 16.00 | 160,832.00 | | | 10,052.00 | 160,832.00 | | | 10,052.00 | 10,052.00 | 160,832.00 | 100% |
| 117 | Remove Retaining Wall | LF | 90 | 41.00 | 3,690.00 | | | 90.00 | 3,690.00 | | | 90.00 | 90.00 | 3,690.00 | 100% |
| 118 | Bridge Removal | LS | 1 | 400,000.00 | 400,000.00 | | | 1.00 | 400,000.00 | | | 1.00 | 1.00 | 400,000.00 | 100% |
| 119 | 18" Temporary Culvert & CCO 34 | LF | 565 | 36.00 | 20,340.00 | -365.00 | -13,140.00 | 200.00 | 7,200.00 | | | 200.00 | 200.00 | 7,200.00 | 100% |
| 120 | 24" Temporary Culvert & CCO 34 | LF | 125 | 46.00 | 5,750.00 | -125.00 | -5,750.00 | | | | | | | | N/A |
| 121 | 18" Plastic Pipe & CCO 27 | LF | 118 | 93.00 | 10,974.00 | 2.50 | 232.50 | 120.50 | 11,206.50 | | | 120.50 | 120.50 | 11,206.50 | 100% |
| 122 | 24" Plastic Pipe & CCO 18, CCO 34 | LF | 308 | 108.00 | 33,264.00 | -148.00 | -15,984.00 | 160.00 | 17,280.00 | | | 160.00 | 160.00 | 17,280.00 | 100% |
| 123 | 48" Plastic Pipe | LF | 866 | 155.00 | 134,230.00 | | | 866.00 | 134,230.00 | | | 866.00 | 866.00 | 134,230.00 | 100% |
| 124 | 18" Reinforced Concrete Pipe & CCO 18, CCO 34 | LF | 1,938 | 80.00 | 155,040.00 | 409.25 | 32,740.00 | 2,347.25 | 187,780.00 | | | 2,347.25 | 2,347.25 | 187,780.00 | 100% |
| 125 | 24" Reinforced Concrete Pipe & CCO 18, CCO 27 | LF | 1,229 | 106.00 | 130,274.00 | -0.40 | -42.40 | 1,228.60 | 130,231.60 | | | 1,228.60 | 1,228.60 | 130,231.60 | 100% |
| 126 | 30" Reinforced Concrete Pipe | LF | 94 | 93.25 | 8,728.20 | | | 93.60 | 8,728.20 | | | 93.60 | 93.60 | 8,728.20 | 100% |
| 127 | 36" Reinforced Concrete Pipe & CCO 34 | LF | 56 | 58.00 | 3,248.00 | -0.80 | -46.40 | 55.20 | 3,201.60 | | | 55.20 | 55.20 | 3,201.60 | 100% |
| 128 | 24" Corrugated Steel Pipe (.109" Thick) & CCO 34 | LF | 103 | 98.00 | 10,113.60 | -3.20 | -313.60 | 100.00 | 9,800.00 | | | 100.00 | 100.00 | 9,800.00 | 100% |
| 129 | 48" Corrugated Steel Pipe (.138" Thick) & CCO 34 | LF | 1,009 | 170.00 | 171,564.00 | -0.20 | -34.00 | 1,009.00 | 171,530.00 | | | 1,009.00 | 1,009.00 | 171,530.00 | 100% |
| 130 | 12" Bituminous Coated Corrugated Steel Pipe (0.64" Thick) & CCO 34 | LF | 746.0 | 38.40 | 28,646.40 | -746.00 | -28,646.40 | | | | | | | | N/A |
| 131 | 29"x18" Corrugated Steel Pipe Arch (.109" Thick) | LF | 42.0 | 140.00 | 5,880.00 | | | 42.00 | 5,880.00 | | | 42.00 | 42.00 | 5,880.00 | 100% |
| 132 | 42"x29" Corrugated Steel Pipe Arch (.109" Thick) | LF | 96.0 | 150.00 | 14,400.00 | | | 96.00 | 14,400.00 | | | 96.00 | 96.00 | 14,400.00 | 100% |
| 133 | 18" Corrugated Steel Pipe Downdrain (.079" Thick) & CCO 34 | LF | 436.0 | 81.00 | 35,316.00 | -1.00 | -81.00 | 435.00 | 35,235.00 | | | 435.00 | 435.00 | 35,235.00 | 100% |
| 134 | 24" Welded Steel Pipe Casing (Bridge) | LF | 154 | 237.00 | 36,498.00 | | | 154.00 | 36,498.00 | | | 154.00 | 154.00 | 36,498.00 | 100% |
| 135 | 18" Steel Flared End Section | EA | 5 | 745.00 | 3,725.00 | | | 5.00 | 3,725.00 | | | 5.00 | 5.00 | 3,725.00 | 100% |

PROJECT: Limonite Avenue at I-15 Interchange Project, City of Eastvale & the City of Jurupa Valley
 County Project No.: A3-0393
 Contract No.: 18-06-006

Contractor: Guy F. Atkinson
 Address: 18201 Von Karman, Suite 800
 City, State, Zip: Irvine, CA 92612



Estimate No. 36 Final
 From: March 26, 2022
 To: May 25, 2022

| Item No. | Item Description | Units | Quantity | Unit Price | Original Contract Amount | Change Authorized | | Total Authorized | | This Estimate | | Previous Quantity | Total Estimate To Date | | % Auth. |
|----------|---|-------|----------|------------|--------------------------|-------------------|------------|------------------|------------|---------------|--------|-------------------|------------------------|------------|---------|
| | | | | | | Quantity | Amount | Quantity | Amount | Quantity | Amount | | Quantity | Amount | |
| 136 | 24" Steel Flared End Section | EA | 6 | 810.00 | 4,860.00 | | | 6.00 | 4,860.00 | | | 6.00 | 6.00 | 4,860.00 | 100% |
| 137 | 29"x18" Steel Flared End Pipe Arch Section | EA | 1 | 810.00 | 810.00 | | | 1.00 | 810.00 | | | 1.00 | 1.00 | 810.00 | 100% |
| 138 | 24" Concrete Flared End Section & CCO 34 | EA | 12 | 1,580.00 | 18,960.00 | -1.00 | -1,580.00 | 11.00 | 17,380.00 | | | 11.00 | 11.00 | 17,380.00 | 100% |
| 139 | Abandon Pipeline & CCO 34 | EA | 3 | 2,970.00 | 8,910.00 | -2.00 | -5,940.00 | 1.00 | 2,970.00 | | | 1.00 | 1.00 | 2,970.00 | 100% |
| 140 | Remove Inlet | EA | 20 | 1,100.00 | 22,000.00 | | | 20.00 | 22,000.00 | | | 20.00 | 20.00 | 22,000.00 | 100% |
| 141 | Remove Pipe & CCO 34 | LF | 1,765 | 25.00 | 44,125.00 | -939.90 | -23,497.50 | 825.10 | 20,627.50 | | | 825.10 | 825.10 | 20,627.50 | 100% |
| 142 | Remove Flared End Section | EA | 5 | 620.00 | 3,100.00 | | | 5.00 | 3,100.00 | | | 5.00 | 5.00 | 3,100.00 | 100% |
| 143 | Remove Concrete (Channel) & CCO 6 | CY | 20 | 225.00 | 4,500.00 | -20.00 | -4,500.00 | | | | | | | | N/A |
| 144 | Rock Slope Protection (Facing, Method B) & CCO 18 | CY | 36 | 185.00 | 6,641.50 | 17.00 | 3,145.00 | 52.90 | 9,786.50 | | | 52.90 | 52.90 | 9,786.50 | 100% |
| 145 | Rock Slope Protection (No. 3, Method B) | CY | 10 | 300.00 | 3,090.00 | | | 10.30 | 3,090.00 | | | 10.30 | 10.30 | 3,090.00 | 100% |
| 146 | Rock Slope Protection (No. 2, Method B) | CY | 16 | 210.00 | 3,297.00 | | | 15.70 | 3,297.00 | | | 15.70 | 15.70 | 3,297.00 | 100% |
| 147 | Rock Slope Protection (No. 2, Method A) | CY | 1.9 | 1,480.00 | 2,812.00 | | | 1.90 | 2,812.00 | | | 1.90 | 1.90 | 2,812.00 | 100% |
| 148 | Slope Paving (Concrete) & CCO 34 | CY | 50 | 888.00 | 44,400.00 | -36.50 | -32,412.00 | 13.50 | 11,988.00 | | | 13.50 | 13.50 | 11,988.00 | 100% |
| 149 | Rock Slope Protection Fabric (Class 8) & CCO 18, CCO 34 | SQYD | 168 | 1.00 | 168.00 | -109.20 | -109.20 | 58.80 | 58.80 | | | 58.80 | 58.80 | 58.80 | 100% |
| 150 | Minor Concrete (Curb) & CCO 18, CCO 34 | CY | 224 | 446.00 | 99,904.00 | -15.31 | -6,828.26 | 208.69 | 93,075.74 | | | 208.69 | 208.69 | 93,075.74 | 100% |
| 151 | Minor Concrete (Gutter) | CY | 48 | 495.00 | 23,760.00 | | | 48.00 | 23,760.00 | | | 48.00 | 48.00 | 23,760.00 | 100% |
| 152 | Detectable Warning Surface & CCO 18, CCO 34 | SQFT | 293 | 2.50 | 732.50 | -37.75 | -94.38 | 255.25 | 638.13 | | | 255.25 | 255.25 | 638.13 | 100% |
| 153 | Minor Concrete (Curb and Gutter) & CCO 18 & CCO 27 | CY | 252 | 395.00 | 99,540.00 | -25.78 | -10,183.10 | 226.22 | 89,356.90 | | | 226.22 | 226.22 | 89,356.90 | 100% |
| 154 | Minor Concrete (Cross Gutter) | CY | 30 | 259.00 | 7,770.00 | | | 30.00 | 7,770.00 | | | 30.00 | 30.00 | 7,770.00 | 100% |
| 155 | Minor Concrete (Commercial Driveway) & CCO 34 | CY | 86 | 218.00 | 18,748.00 | -39.25 | -8,556.50 | 46.75 | 10,191.50 | | | 46.75 | 46.75 | 10,191.50 | 100% |
| 156 | Minor Concrete (Stamped Concrete) | SQFT | 20,183 | 15.00 | 302,745.00 | | | 20,183.00 | 302,745.00 | | | 20,183.00 | 20,183.00 | 302,745.00 | 100% |
| 157 | Minor Concrete (Sidewalk) & CCO 18, CCO 34 | CY | 302 | 262.00 | 79,124.00 | -21.37 | -5,598.94 | 280.63 | 73,525.06 | | | 280.63 | 280.63 | 73,525.06 | 100% |
| 158 | Minor Concrete (Curb Ramp) & CCO 18, CCO 34 | CY | 24 | 1,000.00 | 24,000.00 | | | 24.00 | 24,000.00 | | | 24.00 | 24.00 | 24,000.00 | 100% |
| 159 | Remove Concrete Curb & CCO 34 | LF | 377 | 19.00 | 7,163.00 | -7.00 | -133.00 | 370.00 | 7,030.00 | | | 370.00 | 370.00 | 7,030.00 | 100% |
| 160 | Remove Concrete Sidewalk & CCO 34 | SQYD | 810 | 7.00 | 5,670.00 | -170.00 | -1,190.00 | 640.00 | 4,480.00 | | | 640.00 | 640.00 | 4,480.00 | 100% |
| 161 | Remove Concrete (Curb and Gutter) & CCP 34 | LF | 2,151 | 3.00 | 6,453.00 | -68.00 | -204.00 | 2,083.00 | 6,249.00 | | | 2,083.00 | 2,083.00 | 6,249.00 | 100% |
| 162 | Remove Concrete [Cross Gutter] | SQYD | 29 | 150.00 | 4,350.00 | | | 29.00 | 4,350.00 | | | 29.00 | 29.00 | 4,350.00 | 100% |
| 163 | Remove Concrete [Curb Ramp] | SQYD | 76 | 78.00 | 5,928.00 | | | 76.00 | 5,928.00 | | | 76.00 | 76.00 | 5,928.00 | 100% |
| 164 | Remove Concrete [Island] & CCO 34 | SQYD | 742 | 13.00 | 9,646.00 | -26.00 | -338.00 | 716.00 | 9,308.00 | | | 716.00 | 716.00 | 9,308.00 | 100% |
| 165 | Remove Concrete [Driveway] | SQFT | 2,801 | 3.00 | 8,403.00 | | | 2,801.00 | 8,403.00 | | | 2,801.00 | 2,801.00 | 8,403.00 | 100% |
| 166 | Miscellaneous Iron and Steel & CCO 18, CCO 34 | LB | 18,614 | 2.50 | 46,535.00 | | | 18,614.00 | 46,535.00 | | | 18,614.00 | 18,614.00 | 46,535.00 | 100% |

PROJECT: Limonite Avenue at I-15 Interchange Project, City of Eastvale & the City of Jurupa Valley
 County Project No.: A3-0393
 Contract No.: 18-06-006

Contractor: Guy F. Atkinson
 Address: 18201 Von Karman, Suite 800
 City, State, Zip: Irvine, CA 92612



Estimate No. 36 Final
 From: March 26, 2022
 To: May 25, 2022

| Item No. | Item Description | Units | Quantity | Unit Price | Original Contract Amount | Change Authorized | | Total Authorized | | This Estimate | | Previous Quantity | Total Estimate To Date | | % Auth. |
|----------|---|-------|----------|------------|--------------------------|-------------------|-----------|------------------|------------|---------------|-----------|-------------------|------------------------|------------|---------|
| | | | | | | Quantity | Amount | Quantity | Amount | Quantity | Amount | | Quantity | Amount | |
| 167 | Miscellaneous Metal (Bridge) | LB | 1,732 | 7.00 | 12,124.00 | | | 1,732.00 | 12,124.00 | | | 1,732.00 | 1,732.00 | 12,124.00 | 100% |
| 168 | Metal Script Lettering (Railing Mounted) | LS | 1 | 250,000.00 | 250,000.00 | | | 1.00 | 250,000.00 | | | 1.00 | 1.00 | 250,000.00 | 100% |
| 169 | Signal and Lighting (City) | LS | 1 | 200,000.00 | 200,000.00 | | | 1.00 | 200,000.00 | 0.05 | 10,000.00 | 0.950 | 1.000 | 200,000.00 | 100% |
| 170 | Lighting (City Street) | LS | 1.0 | 350,000.00 | 350,000.00 | | | 1.00 | 350,000.00 | | | 1.0000 | 1.00 | 350,000.00 | 100% |
| 171 | Paint Curb (2-Coat) & CCO 18 | SQFT | 152.0 | 3.00 | 456.00 | -152.00 | -456.00 | | | | | | | | N/A |
| 172 | Parking Bumper (Precast Concrete) | EA | 6 | 110.00 | 660.00 | -3.00 | -330.00 | 3.00 | 330.00 | | | 3.00 | 3.00 | 330.00 | 100% |
| 173 | Reconstruct Monument Sign | EA | 1 | 11,000.00 | 11,000.00 | | | 1.00 | 11,000.00 | | | 1.00 | 1.00 | 11,000.00 | 100% |
| 174 | Chain Link Fence (Type CL-6) & CCO 27, CCO 34 | LF | 4,380 | 21.00 | 91,980.00 | 741.00 | 15,561.00 | 5,121.00 | 107,541.00 | | | 5,121.00 | 5,121.00 | 107,541.00 | 100% |
| 175 | 12' Chain Link Gate (Type CL-6) & CCO 18, CCO 27 | EA | 2 | 2,200.00 | 4,400.00 | 2.00 | 4,400.00 | 4.00 | 8,800.00 | | | 4.00 | 4.00 | 8,800.00 | 100% |
| 176 | Remove Fence & CCO 27 | LF | 4,611 | 6.00 | 27,666.00 | 1,092.00 | 6,552.00 | 5,703.00 | 34,218.00 | | | 5,703.00 | 5,703.00 | 34,218.00 | 100% |
| 177 | Remove Gate | EA | 2 | 435.00 | 870.00 | | | 2.00 | 870.00 | | | 2.00 | 2.00 | 870.00 | 100% |
| 178 | Relocate Fence & CCO 34 | LF | 170 | 35.50 | 6,035.00 | -85.00 | -3,017.50 | 85.00 | 3,017.50 | | | 85.00 | 85.00 | 3,017.50 | 100% |
| 179 | Delineator (Class 1) & CCO 34 | EA | 145 | 75.00 | 10,875.00 | -19.00 | -1,425.00 | 126.00 | 9,450.00 | | | 126.00 | 126.00 | 9,450.00 | 100% |
| 180 | Pavement Marker (Retroreflective) & CCO 27, CCO 34 | EA | 2,002 | 3.50 | 7,007.00 | 669.00 | 2,341.50 | 2,671.00 | 9,348.50 | | | 2,671.00 | 2,671.00 | 9,348.50 | 100% |
| 181 | Remove Roadside Sign & CCO 34 | EA | 68 | 75.00 | 5,100.00 | -36.00 | -2,700.00 | 32.00 | 2,400.00 | | | 32.00 | 32.00 | 2,400.00 | 100% |
| 182 | Remove Roadside Sign (Strap and Saddle Bracket Method) & CCO 34 | EA | 17 | 40.00 | 680.00 | -16.00 | -640.00 | 1.00 | 40.00 | | | 1.00 | 1.00 | 40.00 | 100% |
| 183 | Relocate Roadside Sign & CCO 34 | EA | 10 | 430.00 | 4,300.00 | -9.00 | -3,870.00 | 1.00 | 430.00 | | | 1.00 | 1.00 | 430.00 | 100% |
| 184 | Furnish Single Sheet Aluminum Sign (0.063"-Unframed) & CCO 34 | SQFT | 664.2 | 11.50 | 7,638.30 | -30.30 | -348.45 | 633.90 | 7,289.85 | | | 633.90 | 633.90 | 7,289.85 | 100% |
| 185 | Furnish Single Sheet Aluminum Sign (0.080"-Unframed) & CCO 34 | SQFT | 866.5 | 12.00 | 10,398.00 | 23.30 | 279.60 | 889.80 | 10,677.60 | | | 889.80 | 889.80 | 10,677.60 | 100% |
| 186 | Furnish Single Sheet Aluminum Sign (0.063"-Framed) & CCO 34 | SQFT | 292 | 20.00 | 5,840.00 | 22.75 | 455.00 | 314.75 | 6,295.00 | | | 314.75 | 314.75 | 6,295.00 | 100% |
| 187 | Roadside Sign - One Post & CCO 18, CCO 34 | EA | 117 | 300.00 | 35,100.00 | -8.00 | -2,400.00 | 109.00 | 32,700.00 | | | 109.00 | 109.00 | 32,700.00 | 100% |
| 188 | Roadside Sign - Two Post & CCO 27, CCO 34 | EA | 9 | 930.00 | 8,370.00 | 3.00 | 2,790.00 | 12.00 | 11,160.00 | | | 12.00 | 12.00 | 11,160.00 | 100% |
| 189 | Install Sign (Strap and Saddle Bracket Method) & CCO 34 | EA | 30 | 135.00 | 4,050.00 | -4.00 | -540.00 | 26.00 | 3,510.00 | | | 26.00 | 26.00 | 3,510.00 | 100% |
| 190 | Install Sign (Mast-Arm Hanger Method) & CCO 34 | EA | 14 | 675.00 | 9,450.00 | -4.00 | -2,700.00 | 10.00 | 6,750.00 | | | 10.00 | 10.00 | 6,750.00 | 100% |
| 191 | Midwest Guardrail System & CCO 34 | LF | 4,275 | 28.00 | 119,700.00 | 19.00 | 532.00 | 4,294.00 | 120,232.00 | | | 4,294.00 | 4,294.00 | 120,232.00 | 100% |
| 192 | Vegetation Control (Minor Concrete) & CCO 34 | SQYD | 1,780 | 80.00 | 142,400.00 | -39.00 | -3,120.00 | 1,741.00 | 139,280.00 | | | 1,741.00 | 1,741.00 | 139,280.00 | 100% |
| 193 | Chain Link Railing (Type 6) | LF | 763 | 113.00 | 86,219.00 | | | 763.00 | 86,219.00 | | | 763.00 | 763.00 | 86,219.00 | 100% |
| 194 | Tubular Handrailing | LF | 66 | 105.00 | 6,930.00 | | | 66.00 | 6,930.00 | | | 66.00 | 66.00 | 6,930.00 | 100% |

PROJECT: Limonite Avenue at I-15 Interchange Project, City of Eastvale & the City of Jurupa Valley
 County Project No.: A3-0393
 Contract No.: 18-06-006

Contractor: Guy F. Atkinson
 Address: 18201 Von Karman, Suite 800
 City, State, Zip: Irvine, CA 92612



Estimate No. 36 Final
 From: March 26, 2022
 To: May 25, 2022

| Item No. | Item Description | Units | Quantity | Unit Price | Original Contract Amount | Change Authorized | | Total Authorized | | This Estimate | | Previous Quantity | Total Estimate To Date | | % Auth. |
|----------|---|-------|----------|--------------|--------------------------|-------------------|------------|------------------|--------------|---------------|--------|-------------------|------------------------|--------------|---------|
| | | | | | | Quantity | Amount | Quantity | Amount | Quantity | Amount | | Quantity | Amount | |
| 195 | Cable Railing & CCO 18 | LF | 1,352 | 17.00 | 22,984.00 | 47.00 | 799.00 | 1,399.00 | 23,783.00 | | | 1,399.00 | 1,399.00 | 23,783.00 | 100% |
| 196 | Transition Railing (Type WB-31) | EA | 3 | 4,000.00 | 12,000.00 | | | 3.00 | 12,000.00 | | | 3.00 | 3.00 | 12,000.00 | 100% |
| 197 | End Anchor Assembly (Type SFT) & CCO 34 | EA | 7 | 800.00 | 5,600.00 | 1.00 | 800.00 | 8.00 | 6,400.00 | | | 8.00 | 8.00 | 6,400.00 | 100% |
| 198 | Alternative In-line Terminal System & CCO 34 | EA | 6 | 3,200.00 | 19,200.00 | 4.00 | 12,800.00 | 10.00 | 32,000.00 | | | 10.00 | 10.00 | 32,000.00 | 100% |
| 199 | Alternative Flared Terminal System & CCO 34 | EA | 3 | 2,800.00 | 8,400.00 | -3.00 | -8,400.00 | | | | | | | | N/A |
| 200 | Concrete Barrier (Type 60G) & CCO 27 | LF | 111 | 130.00 | 14,430.00 | 602.00 | 78,260.00 | 713.00 | 92,690.00 | | | 713.00 | 713.00 | 92,690.00 | 100% |
| 201 | Concrete Barrier (Type 60GE) & CCO 27 | LF | 240 | 300.00 | 72,000.00 | 13.00 | 3,900.00 | 253.00 | 75,900.00 | | | 253.00 | 253.00 | 75,900.00 | 100% |
| 202 | Remove Guardrail & CCO 34 | LF | 1,434 | 20.00 | 28,680.00 | -259.00 | -5,180.00 | 1,175.00 | 23,500.00 | | | 1,175.00 | 1,175.00 | 23,500.00 | 100% |
| 203 | Concrete Barrier (Type 60D) | LF | 1,352 | 49.00 | 66,248.00 | | | 1,352.00 | 66,248.00 | | | 1,352.00 | 1,352.00 | 66,248.00 | 100% |
| 204 | Concrete Barrier (Type 732SW Modified) | LF | 854 | 312.00 | 266,448.00 | | | 854.00 | 266,448.00 | | | 854.00 | 854.00 | 266,448.00 | 100% |
| 205 | Thermoplastic Traffic Stripe & CCO 27 | LF | 77,794 | 0.75 | 58,345.50 | 15,562.00 | 11,671.50 | 93,356.00 | 70,017.00 | | | 93,356.00 | 93,356.00 | 70,017.00 | 100% |
| 206 | 6" Thermoplastic Traffic Stripe (Enhanced Wet Night Visibility) & CCO 18, CCO 27, CCO 34 | LF | 36,278 | 1.00 | 36,278.00 | 9,807.00 | 9,807.00 | 46,085.00 | 46,085.00 | | | 46,085.00 | 46,085.00 | 46,085.00 | 100% |
| 207 | 8" Thermoplastic Traffic Stripe (Enhanced Wet Night Visibility) & CCO 34 | LF | 17,035 | 1.25 | 21,293.75 | 3,727.00 | 4,658.75 | 20,762.00 | 25,952.50 | | | 20,762.00 | 20,762.00 | 25,952.50 | 100% |
| 208 | 6" Thermoplastic Traffic Stripe (Enhanced Wet Night Visibility) (Broken 8-4) & CCO 27, CCO 34 | LF | 3,241 | 0.75 | 2,430.75 | 506.00 | 379.50 | 3,747.00 | 2,810.25 | | | 3,747.00 | 3,747.00 | 2,810.25 | 100% |
| 209 | 8" Thermoplastic Traffic Stripe (Enhanced Wet Night Visibility)(Broken 12-3) & CCO 27 | LF | 2,375 | 1.00 | 2,375.00 | 381.00 | 381.00 | 2,756.00 | 2,756.00 | | | 2,756.00 | 2,756.00 | 2,756.00 | 100% |
| 210 | Thermoplastic Pavement Marking (Enhanced Wet Night Visibility) & CCO 27, CCO 34 | SQFT | 5,133 | 4.00 | 20,532.00 | 376.00 | 1,504.00 | 5,509.00 | 22,036.00 | | | 5,509.00 | 5,509.00 | 22,036.00 | 100% |
| 211 | 6" Thermoplastic Traffic Stripe (Enhanced Wet Night Visibility) (Broken 6-1) & CCO 34 | LF | 1,085 | 1.00 | 1,085.00 | -370.00 | -370.00 | 715.00 | 715.00 | | | 715.00 | 715.00 | 715.00 | 100% |
| 212 | 6" Thermoplastic Traffic Stripe (Enhanced Wet Night Visibility) (Broken 36-12) & CCO 34 | LF | 46,265 | 1.00 | 46,265.00 | -31,105.00 | -31,105.00 | 15,160.00 | 15,160.00 | | | 15,160.00 | 15,160.00 | 15,160.00 | 100% |
| 213 | 6" Thermoplastic Traffic Stripe (Enhanced Wet Night Visibility) (Broken 17-7) & CCO 34 | LF | 4,984 | 0.75 | 3,738.00 | -150.00 | -112.50 | 4,834.00 | 3,625.50 | | | 4,834.00 | 4,834.00 | 3,625.50 | 100% |
| 214 | Painted Stall Lines and Pavement Markings & CCO 18, CCO 27 | SQFT | 1,146 | 2.50 | 2,865.00 | 72.09 | 180.23 | 1,218.09 | 3,045.23 | | | 1,218.09 | 1,218.09 | 3,045.23 | 100% |
| 215 | Remove Traffic Stripe & CCO 34 | LF | 84,465 | 0.50 | 42,232.50 | -28,573.00 | -14,286.50 | 55,892.00 | 27,946.00 | | | 55,892.00 | 55,892.00 | 27,946.00 | 100% |
| 216 | Remove Pavement Marking & CCO 27, CCO 34 | SQFT | 745 | 1.50 | 1,117.50 | 137.00 | 205.50 | 882.00 | 1,323.00 | | | 882.00 | 882.00 | 1,323.00 | 100% |
| 217 | Maintain Existing Traffic Management System Elements During Construction | LS | 1 | 2,000.00 | 2,000.00 | | | 1.00 | 2,000.00 | | | 1.00 | 1.00 | 2,000.00 | 100% |
| 218 | Electrical Service for Irrigation | LS | 1 | 10,000.00 | 10,000.00 | | | 1.00 | 10,000.00 | | | 1.00 | 1.00 | 10,000.00 | 100% |
| 219 | Interconnection Conduit and Cable | LS | 1 | 65,000.00 | 65,000.00 | | | 1.00 | 65,000.00 | | | 1.00 | 1.00 | 65,000.00 | 100% |
| 220 | Modifying Existing Electrical System | LS | 1 | 2,050,000.00 | 2,050,000.00 | | | 1.00 | 2,050,000.00 | | | 1.00 | 1.00 | 2,050,000.00 | 100% |

PROJECT: Limonite Avenue at I-15 Interchange Project, City of Eastvale & the City of Jurupa Valley
 County Project No.: A3-0393
 Contract No.: 18-06-006

Contractor: Guy F. Atkinson
 Address: 18201 Von Karman, Suite 800
 City, State, Zip: Irvine, CA 92612



Estimate No. 36 Final
 From: March 26, 2022
 To: May 25, 2022

| Item No. | Item Description | Units | Quantity | Unit Price | Original Contract Amount | Change Authorized | | Total Authorized | | This Estimate | | Previous Quantity | Total Estimate To Date | | % Auth. |
|----------|--|-------|----------|--------------|--------------------------|-------------------|-----------|------------------|--------------|---------------|--------|-------------------|------------------------|--------------|---------|
| | | | | | | Quantity | Amount | Quantity | Amount | Quantity | Amount | | Quantity | Amount | |
| 221 | Water Meter Charges & CCO 34 | LS | 1 | 7,000.00 | 7,000.00 | -1.00 | -7,000.00 | | | | | | | | N/A |
| 222 | Mobilization | LS | 1 | 3,419,677.00 | 3,419,677.00 | | | 1.00 | 3,419,677.00 | | | 1.00 | 1.00 | 3,419,677.00 | 100% |
| 223 | Preconstruction Video and Pipeline Work Close-out | LS | 1 | 3,000.00 | 3,000.00 | | | 1.00 | 3,000.00 | | | 1.00 | 1.00 | 3,000.00 | 100% |
| 224 | Trench and Excavation Sheeting, Shoring and Bracing | LS | 1 | 5,100.00 | 5,100.00 | | | 1.00 | 5,100.00 | | | 1.00 | 1.00 | 5,100.00 | 100% |
| 225 | Furnish and Install 30" Class 200 CML/CMC Welded Steel Pipe | LF | 739 | 315.00 | 232,785.00 | | | 739.00 | 232,785.00 | | | 739.00 | 739.00 | 232,785.00 | 100% |
| 226 | Furnish and Install 48" Steel Casing (.750" Thick) with Dielectric Coating | LF | 282 | 1,095.00 | 308,790.00 | | | 282.00 | 308,790.00 | | | 282.00 | 282.00 | 308,790.00 | 100% |
| 227 | Furnish and Install 24" Manway | EA | 2 | 13,000.00 | 26,000.00 | | | 2.00 | 26,000.00 | | | 2.00 | 2.00 | 26,000.00 | 100% |
| 228 | Furnish and Install 4" Air Valve | EA | 2 | 13,200.00 | 26,400.00 | | | 2.00 | 26,400.00 | | | 2.00 | 2.00 | 26,400.00 | 100% |
| 229 | Furnish and Install Cathodic Protection Test Station | EA | 2 | 4,000.00 | 8,000.00 | | | 2.00 | 8,000.00 | | | 2.00 | 2.00 | 8,000.00 | 100% |
| 230 | Furnish and Install 6" Blow-off | EA | 2 | 8,800.00 | 17,600.00 | | | 2.00 | 17,600.00 | | | 2.00 | 2.00 | 17,600.00 | 100% |
| 231 | Connection to Existing 30" Waterline (Station 11+60 to 11+68) | LS | 1 | 12,650.00 | 12,650.00 | | | 1.00 | 12,650.00 | | | 1.00 | 1.00 | 12,650.00 | 100% |
| 232 | Connection to Existing 30" Waterline (Station 27+24 to 27+34) | LS | 1 | 12,650.00 | 12,650.00 | | | 1.00 | 12,650.00 | | | 1.00 | 1.00 | 12,650.00 | 100% |
| 233 | Connection to Existing 30" Waterline (Station 14+86 to 15+04) | LS | 1 | 12,650.00 | 12,650.00 | | | 1.00 | 12,650.00 | | | 1.00 | 1.00 | 12,650.00 | 100% |
| 234 | Connection to Existing 30" Waterline (Station 23+29 to 23+53) | LS | 1 | 12,650.00 | 12,650.00 | | | 1.00 | 12,650.00 | | | 1.00 | 1.00 | 12,650.00 | 100% |
| 235 | Support of Existing Utilities | LS | 1 | 10,000.00 | 10,000.00 | | | 1.00 | 10,000.00 | | | 1.00 | 1.00 | 10,000.00 | 100% |
| 236 | Pressure Testing and Disinfection | LS | 1 | 27,000.00 | 27,000.00 | | | 1.00 | 27,000.00 | | | 1.00 | 1.00 | 27,000.00 | 100% |
| 237 | Abandon Waterline and Appurtenances | LS | 1 | 8,000.00 | 8,000.00 | | | 1.00 | 8,000.00 | | | 1.00 | 1.00 | 8,000.00 | 100% |
| 238 | Prepare Cut Sheets | LS | 1 | 5,000.00 | 5,000.00 | | | 1.00 | 5,000.00 | | | 1.00 | 1.00 | 5,000.00 | 100% |
| 238A | Install District Supplied 30" Isolation Valve | LS | 1 | 23,000.00 | 23,000.00 | | | 1.00 | 23,000.00 | | | 1.00 | 1.00 | 23,000.00 | 100% |
| 239 | Rock Blanket | SQFT | 43,391 | 12.00 | 520,692.00 | | | 43,391.00 | 520,692.00 | | | 43,391.00 | 43,391.00 | 520,692.00 | 100% |
| 240 | Cultivation & CCO 34 | SQYD | 13,133 | 3.00 | 39,399.00 | 1,551.00 | 4,653.00 | 14,684.00 | 44,052.00 | | | 14,684.00 | 14,684.00 | 44,052.00 | 100% |
| 241 | Iron Sulfate & CCO 34 | LB | 3,442 | 1.00 | 3,442.00 | 200.00 | 200.00 | 3,642.00 | 3,642.00 | | | 3,642.00 | 3,642.00 | 3,642.00 | 100% |
| 242 | Soil Amendment & CCO 34 | CY | 148 | 32.50 | 4,810.00 | -1.00 | -32.50 | 147.00 | 4,777.50 | | | 147.00 | 147.00 | 4,777.50 | 100% |
| 243 | Slow-Release Fertilizer | LB | 6,534 | 1.00 | 6,534.00 | | | 6,534.00 | 6,534.00 | | | 6,534.00 | 6,534.00 | 6,534.00 | 100% |
| 244 | Plant (Group K) | EA | 67 | 336.00 | 22,512.00 | | | 67.00 | 22,512.00 | | | 67.00 | 67.00 | 22,512.00 | 100% |
| 245 | Plant (Group A) | EA | 3,200 | 11.00 | 35,200.00 | | | 3,200.00 | 35,200.00 | | | 3,200.00 | 3,200.00 | 35,200.00 | 100% |
| 246 | Plant (Group B) | EA | 2,554 | 21.00 | 53,634.00 | | | 2,554.00 | 53,634.00 | | | 2,554.00 | 2,554.00 | 53,634.00 | 100% |
| 247 | Plant (Group U) & CCO 34 | EA | 60 | 97.00 | 5,820.00 | 15.00 | 1,455.00 | 75.00 | 7,275.00 | | | 75.00 | 75.00 | 7,275.00 | 100% |
| 248 | Plant Establishment Work | LS | 1 | 13,100.00 | 13,100.00 | | | 1.00 | 13,100.00 | | | 1.00 | 1.00 | 13,100.00 | 100% |
| 249 | Wood Mulch | CY | 1,095 | 40.00 | 43,800.00 | | | 1,095.00 | 43,800.00 | | | 1,095.00 | 1,095.00 | 43,800.00 | 100% |
| 250 | Control and Neutral Conductors (Armor-Clad) | LS | 1 | 53,000.00 | 53,000.00 | | | 1.00 | 53,000.00 | | | 1.00 | 1.00 | 53,000.00 | 100% |

PROJECT: Limonite Avenue at I-15 Interchange Project, City of Eastvale & the City of Jurupa Valley
 County Project No.: A3-0393
 Contract No.: 18-06-006

Contractor: Guy F. Atkinson
 Address: 18201 Von Karman, Suite 800
 City, State, Zip: Irvine, CA 92612



Estimate No. 36 Final
 From: March 26, 2022
 To: May 25, 2022

| Item No. | Item Description | Units | Quantity | Unit Price | Original Contract Amount | Change Authorized | | Total Authorized | | This Estimate | | Previous Quantity | Total Estimate To Date | | % Auth. |
|----------|---|-------|----------|------------|--------------------------|-------------------|------------|------------------|------------|---------------|--------|-------------------|------------------------|------------|---------|
| | | | | | | Quantity | Amount | Quantity | Amount | Quantity | Amount | | Quantity | Amount | |
| 251 | 1" Remote Control Valve | EA | 8 | 480.00 | 3,840.00 | | | 8.00 | 3,840.00 | | | 8.00 | 8.00 | 3,840.00 | 100% |
| 252 | 1 1/2" Remote Control Valve & CCO 34 | EA | 5 | 480.00 | 2,400.00 | 1.00 | 480.00 | 6.00 | 2,880.00 | | | 6.00 | 6.00 | 2,880.00 | 100% |
| 253 | 2" Remote Control Valve & CCO 34 | EA | 21 | 480.00 | 10,080.00 | 1.00 | 480.00 | 22.00 | 10,560.00 | | | 22.00 | 22.00 | 10,560.00 | 100% |
| 254 | Tree Well Sprinkler Assembly | EA | 95 | 78.00 | 7,410.00 | | | 95.00 | 7,410.00 | | | 95.00 | 95.00 | 7,410.00 | 100% |
| 255 | Riser Sprinkler Assembly (Gear Driven) & CCO 34 | EA | 34 | 41.00 | 1,394.00 | 7.00 | 287.00 | 41.00 | 1,681.00 | | | 41.00 | 41.00 | 1,681.00 | 100% |
| 256 | Pop-up Sprinkler Assembly (Gear Driven) | EA | 110 | 23.00 | 2,530.00 | | | 110.00 | 2,530.00 | | | 110.00 | 110.00 | 2,530.00 | 100% |
| 257 | 3/4" Plastic Pipe (Schedule 40) (Supply Line) | LF | 3,457 | 3.00 | 10,371.00 | | | 3,457.00 | 10,371.00 | | | 3,457.00 | 3,457.00 | 10,371.00 | 100% |
| 258 | 1" Plastic Pipe (Schedule 40) (Supply Line) & CCO 34 | LF | 2,639 | 3.50 | 9,236.50 | 25.00 | 87.50 | 2,664.00 | 9,324.00 | | | 2,664.00 | 2,664.00 | 9,324.00 | 100% |
| 259 | 1 1/2" Plastic Pipe (Schedule 40) (Supply Line) & CCO 34 | LF | 2,491 | 4.00 | 9,964.00 | 50.00 | 200.00 | 2,541.00 | 10,164.00 | | | 2,541.00 | 2,541.00 | 10,164.00 | 100% |
| 260 | 2" Plastic Pipe (Schedule 40) (Supply Line) & CCO 34 | LF | 2,632 | 6.00 | 15,792.00 | 295.00 | 1,770.00 | 2,927.00 | 17,562.00 | | | 2,927.00 | 2,927.00 | 17,562.00 | 100% |
| 261 | 3" Plastic Pipe (Class 315) (Supply Line) & CCO 34 | LF | 2,230 | 8.00 | 17,840.00 | 255.00 | 2,040.00 | 2,485.00 | 19,880.00 | | | 2,485.00 | 2,485.00 | 19,880.00 | 100% |
| 262 | Check Valve & CCO 34 | EA | 24 | 47.00 | 1,128.00 | 14.00 | 658.00 | 38.00 | 1,786.00 | | | 38.00 | 38.00 | 1,786.00 | 100% |
| 263 | Ball Valve & CCO 34 | EA | 10 | 400.00 | 4,000.00 | -1.00 | -400.00 | 9.00 | 3,600.00 | | | 9.00 | 9.00 | 3,600.00 | 100% |
| 264 | PVC Pipe Conduit (Sleeve) | LF | 285 | 21.00 | 5,985.00 | | | 285.00 | 5,985.00 | | | 285.00 | 285.00 | 5,985.00 | 100% |
| 265 | Hydroseed & CCO 34 | SQFT | 93,400 | 0.10 | 9,340.00 | 1,023.00 | 102.30 | 94,423.00 | 9,442.30 | | | 94,423.00 | 94,423.00 | 9,442.30 | 100% |
| 266 | Minor Concrete (Curb) & CCO 34 | CY | 17 | 612.00 | 10,404.00 | -17.00 | -10,404.00 | | | | | | | | N/A |
| 267 | Isolation Joint Seal (Silicone) & CCO 34 | LF | 560 | 7.00 | 3,920.00 | -560.00 | -3,920.00 | | | | | | | | N/A |
| 268 | 24" Welded Steel Pipe Casing (Bridge) | LF | 154 | 715.00 | 110,110.00 | | | 154.00 | 110,110.00 | | | 154.00 | 154.00 | 110,110.00 | 100% |
| 269 | 18" Welded Steel Pipe (0.250" Thick) (Non-Potable Water Line) (JCSD) & CCO 34 | LF | 912 | 275.00 | 250,800.00 | -28.00 | -7,700.00 | 884.00 | 243,100.00 | | | 884.00 | 884.00 | 243,100.00 | 100% |
| 270 | Seismic Expansion Assembly | EA | 4 | 30,000.00 | 120,000.00 | | | 4.00 | 120,000.00 | | | 4.00 | 4.00 | 120,000.00 | 100% |
| 271 | 2" Combination Air Release and Air/Vacuum Valve | EA | 2 | 5,750.00 | 11,500.00 | | | 2.00 | 11,500.00 | | | 2.00 | 2.00 | 11,500.00 | 100% |
| 272 | 24" Welded Steel Pipe Casing (Bridge) | LF | 77 | 965.00 | 74,305.00 | | | 77.00 | 74,305.00 | | | 77.00 | 77.00 | 74,305.00 | 100% |
| 273 | 18" Welded Steel Pipe (0.250" Thick) (Water Line) & CCO 34 | LF | 456 | 268.00 | 122,208.00 | -14.00 | -3,752.00 | 442.00 | 118,456.00 | | | 442.00 | 442.00 | 118,456.00 | 100% |
| 274 | Seismic Expansion Assembly | EA | 2 | 30,000.00 | 60,000.00 | | | 2.00 | 60,000.00 | | | 2.00 | 2.00 | 60,000.00 | 100% |
| 275 | 2" Combination Air Release and Air/Vacuum Valve | EA | 1 | 5,745.00 | 5,745.00 | | | 1.00 | 5,745.00 | | | 1.00 | 1.00 | 5,745.00 | 100% |
| 276 | Rock Blanket | SQFT | 45,060 | 14.00 | 630,840.00 | | | 45,060.00 | 630,840.00 | | | 45,060.00 | 45,060.00 | 630,840.00 | 100% |
| 277 | Cultivation & CCO 34 | SQYD | 13,430 | 3.00 | 40,290.00 | -4.00 | -12.00 | 13,426.00 | 40,278.00 | | | 13,426.00 | 13,426.00 | 40,278.00 | 100% |
| 278 | Iron Sulfate & CCO 34 | LB | 3,415 | 1.00 | 3,415.00 | -3.00 | -3.00 | 3,412.00 | 3,412.00 | | | 3,412.00 | 3,412.00 | 3,412.00 | 100% |
| 279 | Soil Amendment | CY | 138 | 33.00 | 4,554.00 | | | 138.00 | 4,554.00 | | | 138.00 | 138.00 | 4,554.00 | 100% |
| 280 | Slow-Release Fertilizer | LB | 6,140 | 1.00 | 6,140.00 | | | 6,140.00 | 6,140.00 | | | 6,140.00 | 6,140.00 | 6,140.00 | 100% |
| 281 | Plant (Group K) | EA | 56 | 340.00 | 19,040.00 | | | 56.00 | 19,040.00 | | | 56.00 | 56.00 | 19,040.00 | 100% |

PROJECT: Limonite Avenue at I-15 Interchange Project, City of Eastvale & the City of Jurupa Valley
 County Project No.: A3-0393
 Contract No.: 18-06-006

Contractor: Guy F. Atkinson
 Address: 18201 Von Karman, Suite 800
 City, State, Zip: Irvine, CA 92612



Estimate No. 36 Final
 From: March 26, 2022
 To: May 25, 2022

| Item No. | Item Description | Units | Quantity | Unit Price | Original Contract Amount | Change Authorized | | Total Authorized | | This Estimate | | Previous Quantity | Total Estimate To Date | | % Auth. |
|----------|--|-------|----------|------------|--------------------------|-------------------|------------|------------------|------------|---------------|--------|-------------------|------------------------|------------|---------|
| | | | | | | Quantity | Amount | Quantity | Amount | Quantity | Amount | | Quantity | Amount | |
| 282 | Plant (Group A) | EA | 2,905 | 11.00 | 31,955.00 | | | 2,905.00 | 31,955.00 | | | 2,905.00 | 2,905.00 | 31,955.00 | 100% |
| 283 | Plant (Group B) & CCO 34 | EA | 2,462 | 21.00 | 51,702.00 | 175.00 | 3,675.00 | 2,637.00 | 55,377.00 | | | 2,637.00 | 2,637.00 | 55,377.00 | 100% |
| 284 | Plant (Group U) | EA | 57 | 97.00 | 5,529.00 | | | 57.00 | 5,529.00 | | | 57.00 | 57.00 | 5,529.00 | 100% |
| 285 | Plant Establishment Work | LS | 1 | 13,100.00 | 13,100.00 | | | 1.00 | 13,100.00 | | | 1.00 | 1.00 | 13,100.00 | 100% |
| 286 | Wood Mulch & CCO 34 | CY | 1,240 | 40.00 | 49,600.00 | -5.00 | -200.00 | 1,235.00 | 49,400.00 | | | 1,235.00 | 1,235.00 | 49,400.00 | 100% |
| 287 | Control and Neutral Conductors (Armor-Clad) | LS | 1 | 52,500.00 | 52,500.00 | | | 1.00 | 52,500.00 | | | 1.00 | 1.00 | 52,500.00 | 100% |
| 288 | 1 1/2" Remote Control Valve & CCO 34 | EA | 36 | 478.00 | 17,208.00 | -1.00 | -478.00 | 35.00 | 16,730.00 | | | 35.00 | 35.00 | 16,730.00 | 100% |
| 289 | 2" Remote Control Valve | EA | 1 | 478.00 | 478.00 | | | 1.00 | 478.00 | | | 1.00 | 1.00 | 478.00 | 100% |
| 290 | Tree Well Sprinkler Assembly | EA | 112 | 78.00 | 8,736.00 | | | 112.00 | 8,736.00 | | | 112.00 | 112.00 | 8,736.00 | 100% |
| 291 | Riser Sprinkler Assembly (Gear Driven) | EA | 66 | 41.00 | 2,706.00 | | | 66.00 | 2,706.00 | | | 66.00 | 66.00 | 2,706.00 | 100% |
| 292 | Pop-up Sprinkler Assembly (Gear Driven) | EA | 172 | 23.00 | 3,956.00 | | | 172.00 | 3,956.00 | | | 172.00 | 172.00 | 3,956.00 | 100% |
| 293 | 3/4" Plastic Pipe (Schedule 40) (Supply Line) | LF | 2,500 | 3.00 | 7,500.00 | | | 2,500.00 | 7,500.00 | | | 2,500.00 | 2,500.00 | 7,500.00 | 100% |
| 294 | 1" Plastic Pipe (Schedule 40) (Supply Line) | LF | 5,270 | 3.50 | 18,445.00 | | | 5,270.00 | 18,445.00 | | | 5,270.00 | 5,270.00 | 18,445.00 | 100% |
| 295 | 1 1/2" Plastic Pipe (Schedule 40) (Supply Line) | LF | 4,010 | 3.50 | 14,035.00 | | | 4,010.00 | 14,035.00 | | | 4,010.00 | 4,010.00 | 14,035.00 | 100% |
| 296 | 2" Plastic Pipe (Schedule 40) (Supply Line) | LF | 1,840 | 4.00 | 7,360.00 | | | 1,840.00 | 7,360.00 | | | 1,840.00 | 1,840.00 | 7,360.00 | 100% |
| 297 | 3" Plastic Pipe (Class 315) (Supply Line) | LF | 2,130 | 8.00 | 17,040.00 | | | 2,130.00 | 17,040.00 | | | 2,130.00 | 2,130.00 | 17,040.00 | 100% |
| 298 | Check Valve & CCO 34 | EA | 61 | 47.00 | 2,867.00 | -1.00 | -47.00 | 60.00 | 2,820.00 | 13.00 | 611.00 | 47.00 | 60.00 | 2,820.00 | 100% |
| 299 | Ball Valve | EA | 9 | 396.00 | 3,564.00 | | | 9.00 | 3,564.00 | | | 9.00 | 9.00 | 3,564.00 | 100% |
| 300 | PVC Pipe Conduit (Sleeve) | LF | 260 | 21.00 | 5,460.00 | | | 260.00 | 5,460.00 | | | 260.00 | 260.00 | 5,460.00 | 100% |
| 301 | Hydroseed & CCO 34 | SQFT | 96,600 | 0.10 | 9,660.00 | -29.00 | -2.90 | 96,571.00 | 9,657.10 | | | 96,571.00 | 96,571.00 | 9,657.10 | 100% |
| CCO 2 | Maintaining Traffic and Construction Improvements | FA | 0 | 1.00 | 0.00 | 50,000.00 | 50,000.00 | 50,000.00 | 50,000.00 | | | 50,000.00 | 50,000.00 | 50,000.00 | 100% |
| CCO 2S1 | Maintaining Traffic and Construction Improvements | FA | 0 | 1.00 | 0.00 | 100,000.00 | 100,000.00 | 100,000.00 | 100,000.00 | | | 100,000.00 | 100,000.00 | 100,000.00 | 100% |
| CCO2S2 | Maintaining Traffic and Construction Improvements | FA | 0 | 1.00 | 0.00 | 100,000.00 | 100,000.00 | 100,000.00 | 100,000.00 | | | 100,000.00 | 100,000.00 | 100,000.00 | 100% |
| CCO 2S3 | Maintaining Traffic and Construction Improvements & CCO 34 | FA | 0 | 1.00 | 0.00 | 36,939.80 | 36,939.80 | 36,939.80 | 36,939.80 | | | 36,939.80 | 36,939.80 | 36,939.80 | 100% |
| CCO 3 | Partnering and DRB & CCO 34 | FA | 0 | 1.00 | 0.00 | 17,795.03 | 17,795.03 | 17,795.03 | 17,795.03 | | | 17,795.03 | 17,795.03 | 17,795.03 | 100% |
| CCO 4 | Stage 1C Incentive | LS | 0 | 1.00 | 0.00 | 50,000.00 | 50,000.00 | 50,000.00 | 50,000.00 | | | 50,000.00 | 50,000.00 | 50,000.00 | 100% |
| CCO 5 | Cross Over for FW Erection & CCO 34 | FA | 0 | 1.00 | 0.00 | 72,834.02 | 72,834.02 | 72,834.02 | 72,834.02 | | | 72,834.02 | 72,834.02 | 72,834.02 | 100% |
| CCO 6 | Remove Concrete Channel & CCO 34 | FA | 0 | 1.00 | 0.00 | 37,316.59 | 37,316.59 | 37,316.59 | 37,316.59 | | | 37,316.59 | 37,316.59 | 37,316.59 | 100% |
| CCO 6S1 | Remove Concrete Channel & CCO 34 | FA | 0 | 1.00 | 0.00 | | | | | | | | | | N/A |
| CCO 7 | VECP JPCP Structural Change | LS | 0 | 1.00 | 0.00 | 201,590.51 | 201,590.51 | 201,590.51 | 201,590.51 | | | 201,590.51 | 201,590.51 | 201,590.51 | 100% |
| CCO 7 | VECP JPCP Structural Change (Triax-Final Pay) | AP | 0 | 1.00 | 0.00 | 743,880.50 | 743,880.50 | 743,880.50 | 743,880.50 | | | 743,880.50 | 743,880.50 | 743,880.50 | 100% |


PROJECT: Limonite Avenue at I-15 Interchange Project, City of Eastvale & the City of Jurupa Valley
 County Project No.: A3-0393
 Contract No.: 18-06-006

Contractor: Guy F. Atkinson
 Address: 18201 Von Karman, Suite 800
 City, State, Zip: Irvine, CA 92612



Estimate No. 36 Final
 From: March 26, 2022
 To: May 25, 2022

| Item No. | Item Description | Units | Quantity | Unit Price | Original Contract Amount | Change Authorized | | Total Authorized | | This Estimate | | Previous Quantity | Total Estimate To Date | | % Auth. |
|----------|---|-------|----------|------------|--------------------------|-------------------|------------|------------------|------------|---------------|-----------|-------------------|------------------------|------------|---------|
| | | | | | | Quantity | Amount | Quantity | Amount | Quantity | Amount | | Quantity | Amount | |
| CCO 8 | Repair Damaged Fiber Optic Line & CCO 34 | FA | 0 | 1.00 | 0.00 | 67,977.51 | 67,977.51 | 67,977.51 | 67,977.51 | | | 67,977.51 | 67,977.51 | 67,977.51 | 100% |
| CCO 8 | Repair Damaged Fiber Optic Line | AP | 0 | 16.482 | 0.00 | -1,000.00 | -16,482.00 | -1,000.00 | -16,482.00 | | | -1,000.00 | -1,000.00 | -16,482.00 | 100% |
| CCO 8S1 | Repair Damaged Fiber Optic Line & CCO 34 | FA | 0 | 1.00 | 0.00 | | | | | | | | | | |
| CCO 11 | Drainage Facilities | FA | 0 | 1.00 | 0.00 | 30,000.00 | 30,000.00 | 30,000.00 | 30,000.00 | | | 30,000.00 | 30,000.00 | 30,000.00 | 100% |
| CCO 11S1 | Drainage Facilities & CCO 34 | FA | 0 | 1.00 | 0.00 | 86,605.78 | 86,605.78 | 86,605.78 | 86,605.78 | | | 86,605.78 | 86,605.78 | 86,605.78 | 100% |
| CCO 12 | Maintenance Vehicle Pullout & CCO 34 | FA | 0 | 1.00 | 0.00 | 9,913.26 | 9,913.26 | 9,913.26 | 9,913.26 | | | 9,913.26 | 9,913.26 | 9,913.26 | 100% |
| CCO 13 | Credit for Metal Script Lettering (Bid Item No. 168) | AP | 0 | 1.00 | 0.00 | -3,155.00 | -3,155.00 | -3,155.00 | -3,155.00 | | | -3,155.00 | -3,155.00 | -3,155.00 | 100% |
| CCO 14 | Electrical Systems | FA | 0 | 1.00 | 0.00 | 51,364.67 | 51,364.67 | 51,364.67 | 51,364.67 | | | 51,364.67 | 51,364.67 | 51,364.67 | 100% |
| CCO 14 | Electrical Systems | LS | 0 | 1.00 | 0.00 | 48,635.33 | 48,635.33 | 48,635.33 | 48,635.33 | | | 48,635.33 | 48,635.33 | 48,635.33 | 100% |
| CCO 14S1 | Electrical Systems & CCO 34 | FA | 0 | 1.00 | 0.00 | 6,608.52 | 6,608.52 | 6,608.52 | 6,608.52 | | | 6,608.52 | 6,608.52 | 6,608.52 | 100% |
| CCO 14S1 | Electrical Systems | LS | 0 | 1.00 | 0.00 | 95,859.00 | 95,859.00 | 95,859.00 | 95,859.00 | | | 95,859.00 | 95,859.00 | 95,859.00 | 100% |
| CCO 15 | Unforeseen Work | FA | 0 | 1.00 | 0.00 | 35,000.00 | 35,000.00 | 35,000.00 | 35,000.00 | | | 35,000.00 | 35,000.00 | 35,000.00 | 100% |
| CCO 15S1 | Unforeseen Work & CCO 34 | FA | 0 | 1.00 | 0.00 | 49,137.02 | 49,137.02 | 49,137.02 | 49,137.02 | | | 49,137.02 | 49,137.02 | 49,137.02 | 100% |
| CCO 16 | Sound Wall Architectural Modifications | LS | 0 | 1.00 | 0.00 | 56,980.00 | 56,980.00 | 56,980.00 | 56,980.00 | | | 56,980.00 | 56,980.00 | 56,980.00 | 100% |
| CCO 17 | Incentive Completion of Stage 1 | LS | 0 | 1.00 | 0.00 | 200,000.00 | 200,000.00 | 200,000.00 | 200,000.00 | | | 200,000.00 | 200,000.00 | 200,000.00 | 100% |
| CCO 18 | Revised Plans | AP | 0 | 1.00 | 0.00 | 138,066.91 | 138,066.91 | 138,066.91 | 138,066.91 | | | 138,066.91 | 138,066.91 | 138,066.91 | 100% |
| CCO 19 | JPCP Concrete | LS | 0 | 1.00 | 0.00 | 119,952.00 | 119,952.00 | 119,952.00 | 119,952.00 | | | 119,952.00 | 119,952.00 | 119,952.00 | 100% |
| CCO 20 | Drainage Systems 4 & CCO 34 | LS | 0 | 1.00 | 0.00 | 170,484.86 | 170,484.86 | 170,484.86 | 170,484.86 | | | 170,484.86 | 170,484.86 | 170,484.86 | 100% |
| CCO 21 | Related Impacts Due to Delays | AP | 0 | 1.00 | 0.00 | 104,305.00 | 104,305.00 | 104,305.00 | 104,305.00 | | | 104,305.00 | 104,305.00 | 104,305.00 | 100% |
| CCO 24 | Chain Link Railing | LS | 0 | 1.00 | 0.00 | 60,306.00 | 60,306.00 | 60,306.00 | 60,306.00 | | | 60,306.00 | 60,306.00 | 60,306.00 | 100% |
| CCO 26 | CALTRANS SAFETY COMMITTEE | FA | 0 | 1.00 | 0.00 | 30,000.00 | 30,000.00 | 30,000.00 | 30,000.00 | 117.73 | 117.73 | 29,882.27 | 30,000.00 | 30,000.00 | 100% |
| CCO 26S1 | CALTRANS SAFETY COMMITTEE & CCO 34 | FA | 0 | 1.00 | 0.00 | 75,438.69 | 75,438.69 | 75,438.69 | 75,438.69 | 75,438.69 | 75,438.69 | | 75,438.69 | 75,438.69 | 100% |
| CCO 27 | BALANCING & INCENTIVE STAGE 2 | AP | 0 | 1.00 | 0.00 | 250,000.00 | 250,000.00 | 250,000.00 | 250,000.00 | | | 250,000.00 | 250,000.00 | 250,000.00 | 100% |
| CCO 28 | Iron Fence and Erosion Control Blankets | AP | 0 | 1.00 | 0.00 | 58,967.40 | 58,967.40 | 58,967.40 | 58,967.40 | | | 58,967.40 | 58,967.40 | 58,967.40 | 100% |
| CCO 28 | Construct Access Road, Fix Invert Bump Pats Ranch, Drainage | LS | 0 | 1.00 | 0.00 | 95,361.67 | 95,361.67 | 95,361.67 | 95,361.67 | | | 95,361.67 | 95,361.67 | 95,361.67 | 100% |
| CCO 29 | Credit for Application of Seed & Hydromulch | AP | 0 | 1.00 | 0.00 | -14,680.93 | -14,680.93 | -14,680.93 | -14,680.93 | | | -14,680.93 | -14,680.93 | -14,680.93 | 100% |
| CCO 30 | Remove Weeds | FA | 0 | 1.00 | 0.00 | 15,000.00 | 15,000.00 | 15,000.00 | 15,000.00 | | | 15,000.00 | 15,000.00 | 15,000.00 | 100% |
| CCO 30S1 | Remove Weeds | FA | 0 | 1.00 | 0.00 | 35,000.00 | 35,000.00 | 35,000.00 | 35,000.00 | | | 35,000.00 | 35,000.00 | 35,000.00 | 100% |
| CCO 30S2 | Remove Weeds | FA | 0 | 1.00 | 0.00 | 40,000.00 | 40,000.00 | 40,000.00 | 40,000.00 | | | 40,000.00 | 40,000.00 | 40,000.00 | 100% |
| CCO 30S3 | Remove Weeds & CCO 34 | FA | 0 | 1.00 | 0.00 | 43,100.71 | 43,100.71 | 43,100.71 | 43,100.71 | | | 43,100.71 | 43,100.71 | 43,100.71 | 100% |
| CCO 31 | JPCP Replacement | AP | 0 | 1.00 | 0.00 | 69,709.99 | 69,709.99 | 69,709.99 | 69,709.99 | | | 69,709.99 | 69,709.99 | 69,709.99 | 100% |

| PROJECT: Limonite Avenue at I-15 Interchange Project, City of Eastvale & the City of Jurupa Valley | | | | | Contractor: Guy F. Atkinson | | | | |  | | Estimate No. | | 36 Final | |
|--|---|-------|----------|------------|--------------------------------------|-------------------|-----------|------------------|-----------|---|-----------|-------------------|------------------------|----------------|---------|
| County Project No.: A3-0393 | | | | | Address: 18201 Von Karman, Suite 800 | | | | | | | From: | | March 26, 2022 | |
| Contract No.: 18-06-006 | | | | | City, State, Zip: Irvine, CA 92612 | | | | | To: | | May 25, 2022 | | | |
| Item No. | Item Description | Units | Quantity | Unit Price | Original Contract Amount | Change Authorized | | Total Authorized | | This Estimate | | Previous Quantity | Total Estimate To Date | | % Auth. |
| | | | | | | Quantity | Amount | Quantity | Amount | Quantity | Amount | | Quantity | Amount | |
| CCO 32 | Repair Joints at Drainage Pipes | AP | 0 | 1.00 | 0.00 | 11,437.58 | 11,437.58 | 11,437.58 | 11,437.58 | | | 11,437.58 | 11,437.58 | 11,437.58 | 100% |
| CCO 33 | Item Adjustments | AP | 0 | 1.00 | 0.00 | 23,857.32 | 23,857.32 | 23,857.32 | 23,857.32 | 23,857.32 | 23,857.32 | | 23,857.32 | 23,857.32 | 100% |
| DEDUCT | 2015 Standard - Contract Compliance Cleanliness Value | CY | 0 | 3.50 | | | | | | | | -725.65428 | -725.65428 | -2,539.79 | N/A |
| DEDUCT | Source Inspection | AP | 0 | 1.00 | | | | | | | | -12,000.00 | -12000.00 | -12000.00 | N/A |
| DEDUCT | COZEEP | AP | 0 | 1.00 | | | | | | | | -2,247.46 | -2247.46 | -2247.46 | N/A |

PROJECT: Limonite Avenue at I-15 Interchange Project, City of Eastvale & the City of Jurupa Valley
 County Project No.: A3-0393
 Contract No.: 18-06-006

Contractor: Guy F. Atkinson
 Address: 18201 Von Karman, Suite 800
 City, State, Zip: Irvine, CA 92612

Estimate No. 36 Final
 From: March 26, 2022
 To: May 25, 2022

| Item No. | Item Description | Units | Quantity | Unit Price | Original Contract Amount | Change Authorized | | Total Authorized | | This Estimate | | Previous Quantity | Total Estimate To Date | | % Auth. |
|----------------------|------------------|-------|----------|------------|--------------------------|-------------------|-------------------|------------------|----------------------|---------------|-------------------|-------------------|------------------------|----------------------|---------|
| | | | | | | Quantity | Amount | Quantity | Amount | Quantity | Amount | | Quantity | Amount | |
| PROJECT TOTAL | | | | | 39,063,043.00 | | 504,102.97 | | 39,567,145.98 | | 112,904.74 | | | 39,550,358.73 | |

Made by: Zaid Afanan/Juan Rojas
 Checked by: DR
 OK Const. Supv. HD

Working Days: 356
 Days Added: 63
 Subtotal: 419
 Days Used: 419
 % Time Elapsed: 100%

Start Date: 8-23-18
 End Date: 4-17-20
 % \$ Complete: 100%
 Original Contract: \$39,063,043.00
 Amended Contract: \$39,567,145.98

TOTAL VALUE OF WORK TO DATE: \$39,550,358.73
 LESS RETENTION: 0.0026 102,830.95
 TOTAL DUE TO DATE: \$39,447,527.78
 LESS PREVIOUSLY INVOICED: 39,281,292.89
 LESS LABOR NON COMPLIANCE: 0.00
 RELEASE 125% OF STOP PAYMENT NOTICE \$42,898.96 = \$53,623.70: 0.00
 TOTAL DUE THIS PAYMENT: \$166,234.89

This Estimate Approved Mark Lancaster Date: 6/21/2022
 Mark Lancaster, Director of Transportation

Digitally signed by Torrence Reiman
 Date: 2022.06.21 10:32:45-0700
 Quantities on This Estimate Approved _____
 Guy F. Atkinson

\$166,234.89

Payment Approval

Received by Accounts Payable: _____
 By: _____

FUND: 20000

DEPT. ID.: 31305

ACCOUNT: 527980

PROJECT: ZA3-0393E

ACTIVITY ID.: Z3500

RESOURCE CNT

SIGNATURE: Cindi A. Wachter

DATE: 06/21/2022

YG
 06/21/22

Transfiscal Approved
 Donna Gentry 58871
 6/30/22

Limonite Avenue at I-15 Interchange Attachment to Estimate 36 Final

| | DEDUCTION | | TOTAL |
|-------------|-----------|--------------------------------|-------------|
| Estimate 36 | | Release of Stop Payment Notice | \$53,623.70 |
| | | Total to Release | \$53,623.70 |

| | THIS ESTIMATE - | RETENTION THIS ESTIMATE + | Credit | TOTAL DUE THIS PAYMENT |
|-------------|-----------------|---------------------------|-------------|------------------------|
| Estimate 36 | \$112,904.74 | \$293.55 | \$53,623.70 | \$166,234.89 |