

**SUBMITTAL TO THE BOARD OF SUPERVISORS  
COUNTY OF RIVERSIDE, STATE OF CALIFORNIA**



**ITEM: 2.9  
(ID # 19282)**

**MEETING DATE:**  
Tuesday, June 28, 2022


**FROM :** TREASURER-TAX COLLECTOR:

**SUBJECT:** TREASURER-TAX COLLECTOR: Receive and File the Treasurer's Monthly Disclosure Report on Investments dated May, 2022, All Districts. [\$0]

**RECOMMENDED MOTION:** That the Board of Supervisors:

1. Receives and files the 'Monthly Disclosure Report on Investments dated May, 2022'.

**ACTION:Consent**


  
Matthew Jennings, Treasurer-Tax Collector 6/16/2022

---

**MINUTES OF THE BOARD OF SUPERVISORS**

On motion of Supervisor Spiegel, seconded by Supervisor Perez and duly carried by unanimous vote, IT WAS ORDERED that the above matter is received and filed as recommended.

**Ayes:** Jeffries, Spiegel, Washington, Perez and Hewitt  
**Nays:** None  
**Absent:** None  
**Date:** June 28, 2022  
**xc:** Treasurer

Kecia R. Harper  
Clerk of the Board  
By:   
Deputy

**SUBMITTAL TO THE BOARD OF SUPERVISORS COUNTY OF RIVERSIDE,  
STATE OF CALIFORNIA**

<b>FINANCIAL DATA</b>	<b>Current Fiscal Year:</b>	<b>Next Fiscal Year:</b>	<b>Total Cost:</b>	<b>Ongoing Cost</b>
<b>COST</b>	\$ 0	\$ 0	\$ 0	\$ 0
<b>NET COUNTY COST</b>	\$ 0	\$ 0	\$ 0	\$ 0
<b>SOURCE OF FUNDS: NA</b>			<b>Budget Adjustment:</b>	<b>No</b>
			<b>For Fiscal Year:</b>	<b>2021-2022</b>

**C.E.O. RECOMMENDATION:** Approve.

**BACKGROUND:**

**Summary**

The County Treasurer -Tax Collector is submitting the above noted report to the County Board of Supervisors in keeping with Section 53607 of the California Government Code, which requires a quarterly report on the status of investments. The practice has been to provide the Board with a monthly report. The report gives various statistics on the portfolio as to overall composition, liquidity, credit quality on the various securities and provides several trends on earning performance, average weighted maturity, and the portfolio's 'paper loss or gain'.



# County of Riverside

Treasurer-Tax Collector's Pooled  
Investment Fund

May 2022

# Contents

**2** | Treasurer-Tax Collector's Pooled Investment Fund

**3** | Economy

**5** | Market Data

**7** | Portfolio Data

**8** | Compliance Report

**9** | Month End Holdings



# Treasurer-Tax Collector's Pooled Investment Fund

## Monthly Commentary

### The FED Still Focused on Inflation

The rising Federal Funds (FEDFUNDS) rate was seen working its way into the economy in May. In order to slow inflation growth, the Federal Reserve (FED) raised their overnight borrowing rate by a half percent at their May meeting. This followed a quarter percent hike in March which lead the market to expect more 0.50% moves will follow. The FED continues to emphasize the economic impact of high and rising prices on goods and services over growth and labor considerations. Market participants like the Treasurer-Tax Collector's Pooled Investment Fund benefit from higher investment yields as rates rise.

First quarter GDP retracted 1.5%. The cool down in U.S. residential homes, in addition to pre-existing headwinds including China lockdowns and the Russia-Ukraine conflict, bolsters an expectation of lower real GDP growth in the second quarter of 2022. May job openings continue to be very high and unemployment remains low, alleviating some worry over an impending recession.

Higher interest rates are already being felt in real estate. Financing costs are esca-

lating even as home prices continue to rise. This is leading many traditional buyers, already discouraged by the shallow pool of available homes for sale, back to the sidelines. 30-year mortgage rates are now above 5.00%, double what they were just one year ago. Not surprisingly, home sales appear to be slowing as buyers face higher monthly payments. New home sales dropped 16.6%, marking the fourth straight monthly decline and the second consecutive double digit drop. Riverside County home prices continue to rise, although at a slower rate, with the most recent monthly data showing median single-family home prices of \$630,000, up 16.0% versus one year ago.

On the inflation front, the Consumer Price Index (CPI) was up 8.3% over the past year while the Producer Price Index (PPI) was up 11%. The Personal Consumption Expenditure Index (PCE), was up 6.3% year over year, which lends credence to our view that the FED will continue to tighten monetary policy aggressively to bring down inflation.

The FED opened their May statement

pointing out mitigating factors to weaker economic activity, which include strong consumer spending and business fixed investment, as well as robust employment conditions. FED commentary highlights combatting inflation and points to continued FEDFUNDS rate hikes and higher market rates.

The yield curve flattened a bit during May. The 1-month Treasury bill rose from 0.30% to 0.70%. The 1-year remained relatively unchanged. The 2-year Treasury note began the month yielding 2.73% and ended the month at 2.56%. The 5-year Treasury note began the month yielding 3.00% and ended the month at 2.83%. Stocks declined during May, with the Dow Jones Industrial Average beginning the month at 34,600 and ending the month at 33,000. Investors expect that at least another half percent increase is likely at the FED's June 15 FOMC meeting, which would bring the low end of the Fed Funds Rate to 1.25%.

**Matt Jennings**  
Treasurer-Tax Collector

## Capital Markets Team

Matt Jennings  
Treasurer-Tax Collector

Giovane Pizano  
Assistant Treasurer

John Byerly  
Chief Investment Officer

Steve Faeth  
Senior Investment Officer

Isela Licea  
Investment Officer

## Treasurer's Statement

The Treasurer's Pooled Investment Fund is comprised of contributions from the county, schools, special districts, and other discretionary depositors throughout the County of Riverside. The primary objective of the Treasurer shall be to **safeguard the principal** of the funds under the Treasurer's control, meet the **liquidity needs** of the depositor, and to maximize a **return on the funds** within the given parameters.

The Treasurer-Tax Collector and the Capital Markets team are committed to maintaining the highest credit ratings. The Treasurer's Pooled Investment Fund is currently rated **Aaa-bf** by **Moody's Investor Service** and **AAAI/S1** by **Fitch Ratings**, two of the nation's most trusted bond credit rating services.

Since its inception, the Treasurer's Pooled Investment Fund has been in **full compliance** with the Treasurer's Statement of Investment Policy, which is more restrictive than California.

## 6-Month Pool Performance

	Month End Market Value (\$)*	Month End Principal Value (\$)	Paper Gain or Loss (\$)	Paper Gain or Loss (%)	Book Yield (%)	WAM (Yrs)
<b>May-22</b>	11,498,067,095.38	11,683,069,722.58	(189,446,682.25)	-1.622%	0.86	1.23
<b>Apr-22</b>	12,223,501,225.69	12,388,309,036.60	(164,807,810.91)	-1.330%	0.68	1.10
<b>Mar-22</b>	11,224,948,921.05	11,359,758,397.80	(134,809,476.75)	-1.187%	0.56	1.17
<b>Feb-22</b>	10,647,353,094.73	10,725,034,718.84	(77,681,624.11)	-0.724%	0.39	1.17
<b>Jan-22</b>	11,106,132,666.90	11,166,034,565.94	(59,901,899.04)	-0.536%	0.33	1.13
<b>Dec-21</b>	11,219,005,977.66	11,247,581,460.79	(28,575,483.13)	-0.254%	0.30	1.12

\* Market values do not include accrued interest.

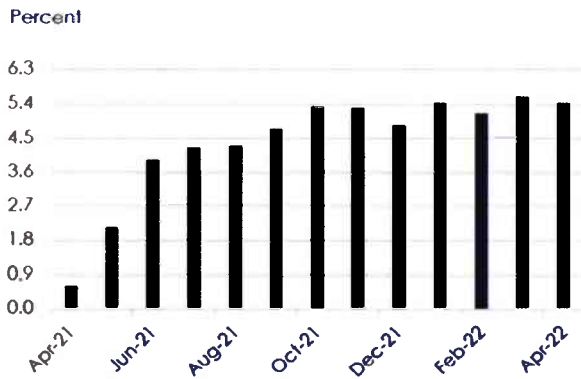
\* Net Unrealized Gain/Loss is Market Value - Book Value

\* Book Value is amount paid changed by amortization, Accretion, adjustments, write downs

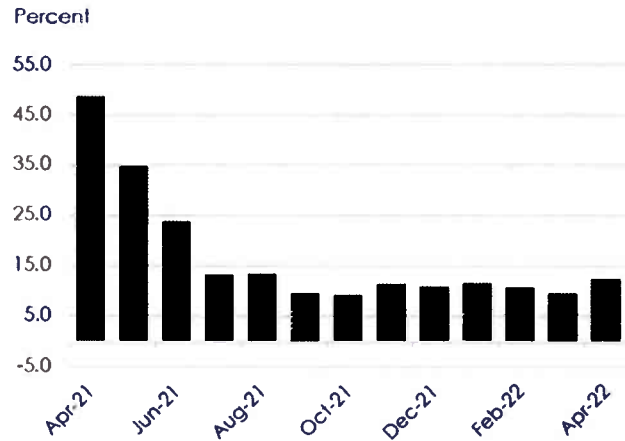


# Economy

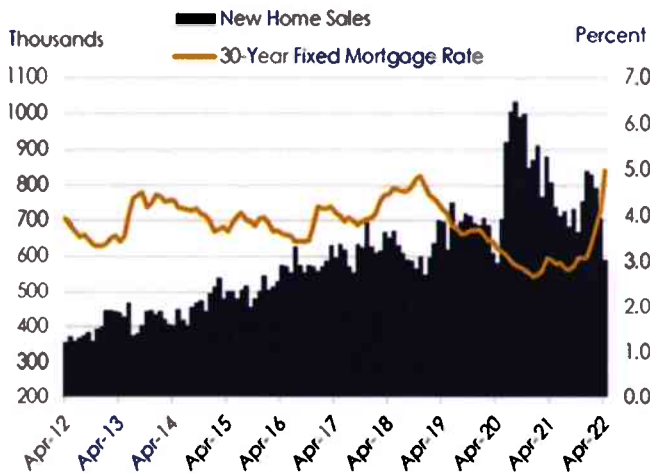
Private Sector Average Hourly Earnings Y/Y



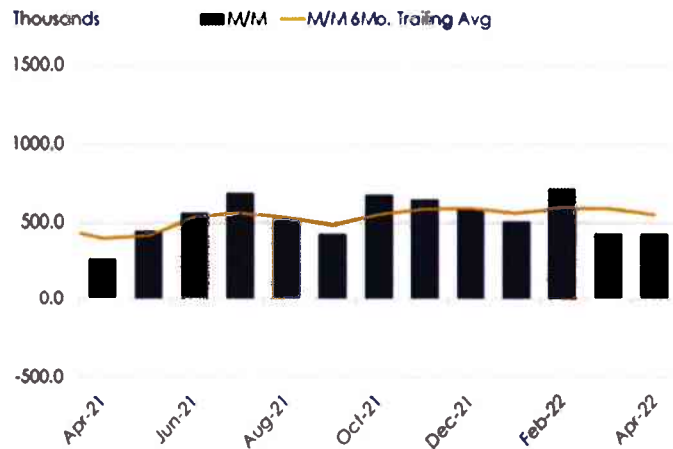
Durable Goods Percent Chg. Y/Y



New Home Sales SAAR



Nonfarm Payrolls Total M/M Change SA



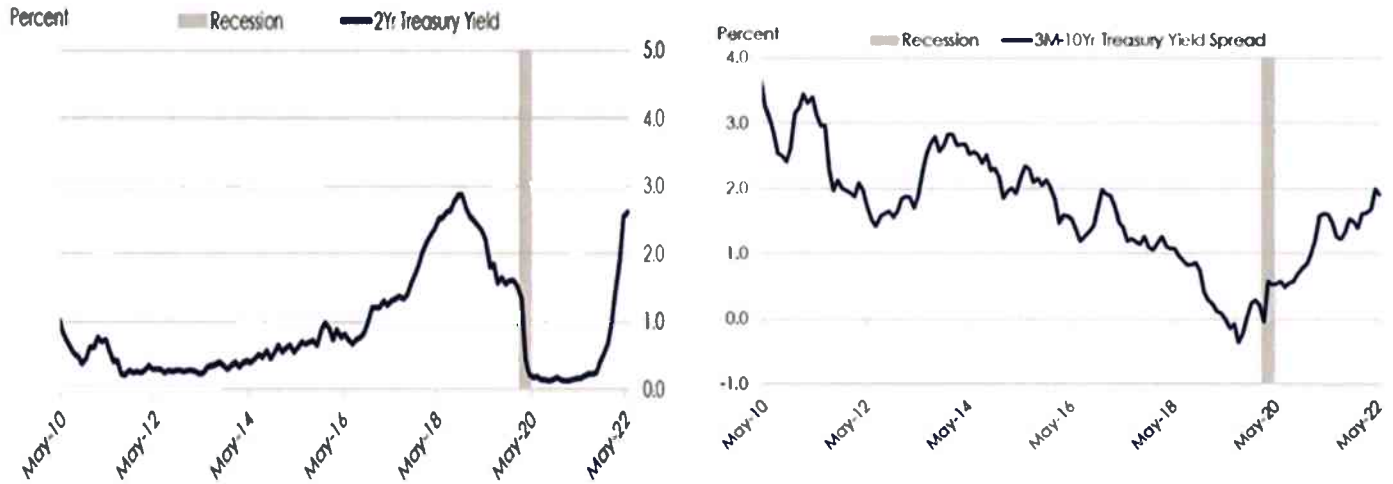
## Key Economic Indicators

Release Date	Indicator	Actual	Consensus
05/03/2022	Factory Orders - M/M Change	<b>2.2%</b>	1.2%
05/03/2022	Durable Goods Orders - New Orders - M/M Change	<b>1.1%</b>	0.8%
05/04/2022	ISM Non-Manufacturing Index (> 50 indicates growth)	<b>57.1</b>	58.5
05/06/2022	Unemployment Rate - Seasonally Adjusted	<b>3.6%</b>	3.5%
05/06/2022	Non-Farm Payrolls - M/M Change - Thousands	<b>428</b>	380
05/11/2022	CPI - Y/Y Change	<b>8.3%</b>	8.1%
05/11/2022	CPI Ex Food and Energy - Y/Y Change	<b>6.2%</b>	6.0%
05/24/2022	New Home Sales - SAAR - Thousands	<b>591</b>	748
05/26/2022	Real GDP - Q/Q Change	<b>-1.5%</b>	1.3%

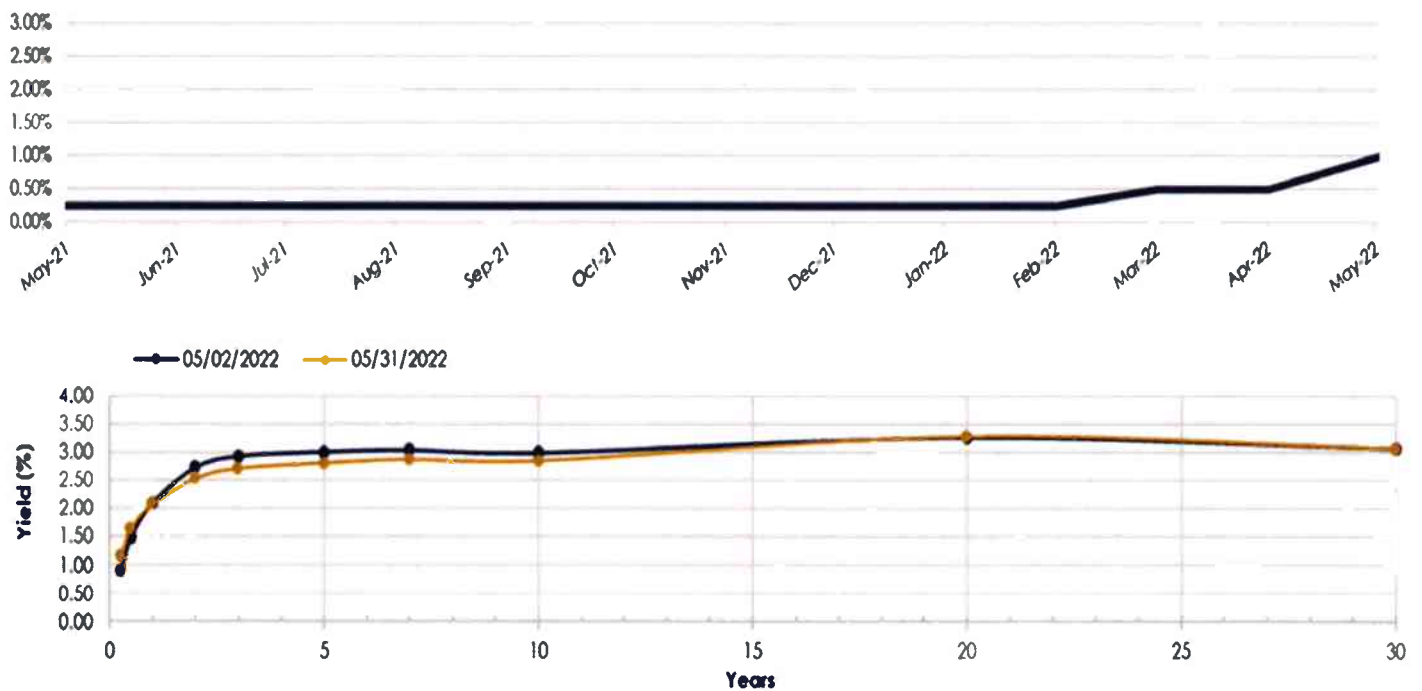
\*Note: 'Prior Year' displays final estimates of indicator values from the equivalent period of the prior year.

# Treasury Rates Data

## U.S. Treasuries



## Fed Funds Target Rate (Upper Limit)

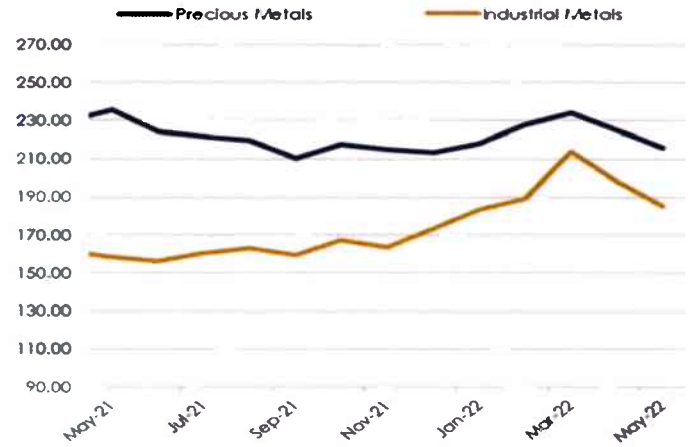
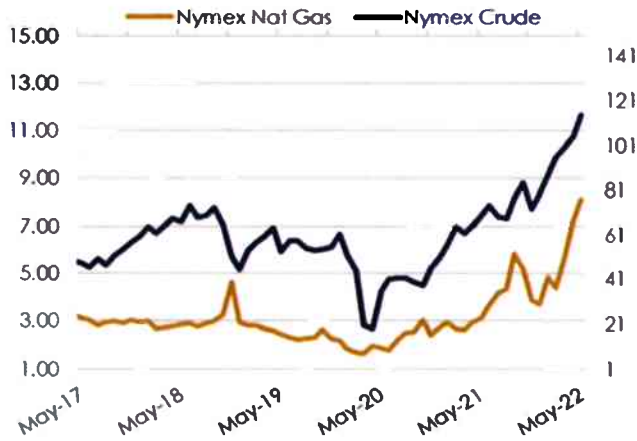


US Treasury Yield Curve	3 Mo	6 Mo	1 Yr	2 Yr	3 Yr	5 Yr	10 Yr	30 Yr
05/31/2022 - 05/02/2022	0.26	0.15	-0.02	-0.20	-0.22	-0.20	-0.14	0.00
05/31/2022	1.16	1.64	2.08	2.53	2.71	2.81	2.85	3.07
05/02/2022	0.90	1.49	2.10	2.73	2.93	3.01	2.99	3.07

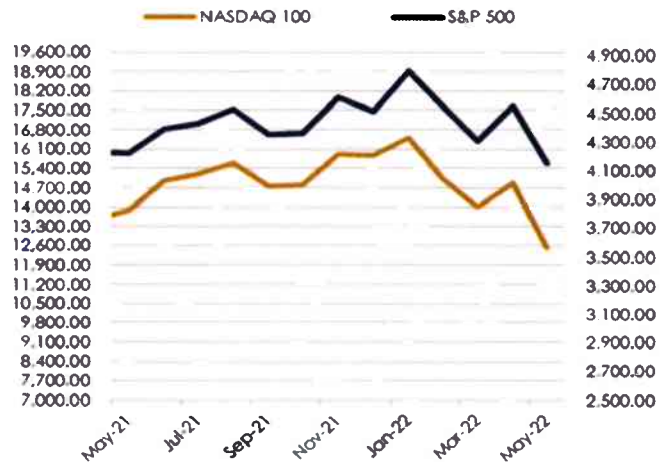
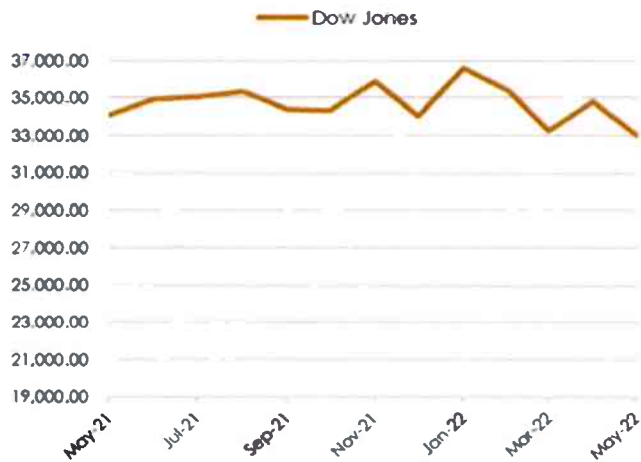
The US Treasury Curve and its values are subject to frequent change and will be updated monthly with each issued TPIF report.

# Market Data


## Commodities



## Stocks



## TIMMI



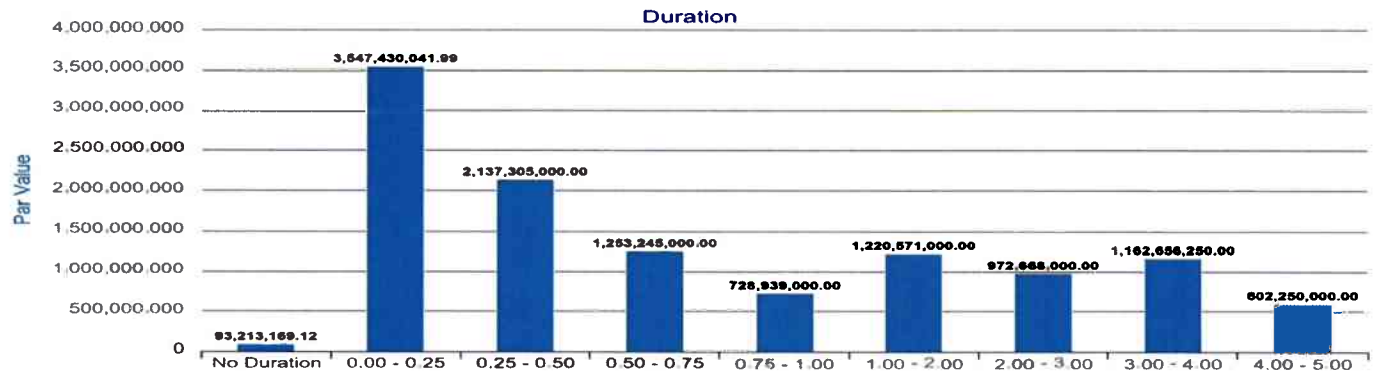
The Treasurer's Institutional Money Market Index (TIMMI) is a composite index of four AAA rated prime institutional money market funds. Their average yield is compared to the yield of the Treasurer's Pooled Investment Fund in the above graph.

\* Values listed for commodities and stocks are in US dollars and are as of the final business day of each month.

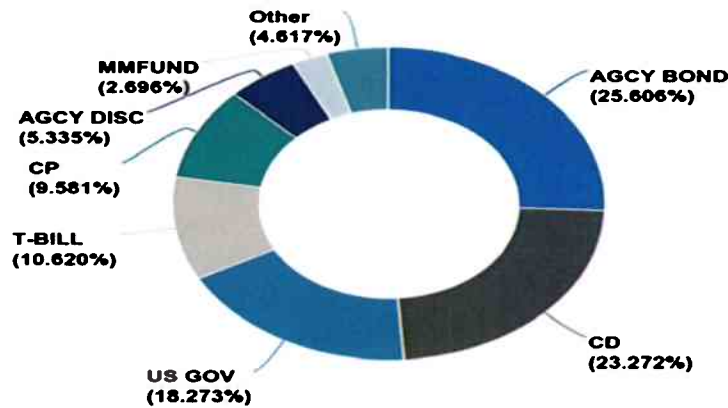


# Portfolio Data

## Portfolio Duration



## Asset Allocation



## 12-Month Projected Cash Flow

Month	Monthly Receipts	Monthly Disbursements	Difference	Required Matures Investments	Balance	Actual Investments Maturing	Available to Invest > 1 Year
06/2022					66.80		
06/2022	2,000.00	2,400.00	-400.00	333.20	0.00	1,761.27	
07/2022	1,500.00	1,800.00	-300.00	300.00	0.00	913.77	
08/2022	1,398.14	1,552.97	-154.83	154.83	0.00	651.02	
09/2022	2,050.00	1,804.41	245.59		245.59	710.50	
10/2022	1,500.00	1,700.00	-200.00		45.59	772.31	
11/2022	1,600.00	1,700.00	-100.00	54.41	0.00	730.00	
12/2022	3,500.00	1,800.00	1700.00		1,700.00	103.25	
01/2023	1,600.00	2,400.00	-800.00		900.00	920.00	
02/2023	1,500.00	1,800.00	-300.00		600.00	230.00	
03/2023	2,350.00	1,800.00	550.00		1,150.00	236.75	
04/2023	2,750.00	2,070.00	680.00		1,830.00	60.00	
05/2023	1,600.00	2,500.00	-900.00		930.00	397.19	
<b>TOTALS</b>	<b>23,348.14</b>	<b>23,327.38</b>	<b>20.76</b>	<b>842.44</b>	<b>7,467.98</b>	<b>7,486.05</b>	<b>10,840.62</b>
				<b>7.21%</b>		<b>64.08%</b>	<b>92.79%</b>

\* Values listed in Cash Flow Table are in millions of USD.

# Compliance Report

## Compliance Status: Full Compliance

The Treasurer's Pooled Investment Fund was in full compliance with the County of Riverside's Treasurer's Statement of Investment Policy. The County's Statement of Investment Policy is more restrictive than California Government Code 53646. The County's Investment Policy is reviewed annually by the County of Riverside's Oversight Committee and approved by the Board of Supervisors.

Investment Category	GOVERNMENT CODE			COUNTY INVESTMENT POLICY			Actual %
	Maximum Remaining Maturity	Authorized % Limit	S&P/Moody's	Maximum Remaining Maturity	Authorized % Limit	S&P/Moody's/Fitch	
<b>MUNICIPAL BONDS (MUNI)</b>	5 YEARS	NO LIMIT	NA	4 YEARS	15%	AA-/Aa3/AA-	<b>2.31%</b>
<b>U.S. TREASURIES</b>	5 YEARS	NO LIMIT	NA	5 YEARS	100%	NA	<b>28.92%</b>
<b>LOCAL AGENCY OBLIGATIONS (LAO)</b>	5 YEARS	NO LIMIT	NA	3 YEARS	2.50%	INVESTMENT GRADE	<b>0.00%</b>
<b>FEDERAL AGENCIES</b>	5 YEARS	NO LIMIT	AAA	5 YEARS	100%	NA	<b>26.08%</b>
<b>COMMERCIAL PAPER (CP)</b>	270 DAYS	40%	A1/P1	270 DAYS	40%	A1/P1/F1	<b>13.62%</b>
<b>CERTIFICATE &amp; TIME DEPOSITS (NCD &amp; TCD)</b>	5 YEARS	30%	NA	1 YEAR	25% Combined	A1/P1/F1	<b>19.94%</b>
<b>INT'L BANK FOR RECONSTRUCTION AND DEVELOPMENT AND INT'L FINANCE CORPORATION</b>	NA	NA	NA	4 YEARS	20%	AA/Aa/AA	<b>2.42%</b>
<b>REPURCHASE AGREEMENTS (REPO)</b>	1 YEARS	NO LIMIT	NA	45 DAYS	40% max, 25% in term repo over 7 days	A1/P1/F1	<b>0.0%</b>
<b>REVERSE REPOS</b>	92 DAYS	20%	NA	60 DAYS	10%	NA	<b>0.00%</b>
<b>MEDIUM TERM NOTES (MTNO)</b>	5 YEARS	30%	A	3 YEARS	20%	AA/Aa2/AA	<b>0.00%</b>
<b>CALTRUST SHORT TERM FUND</b>	NA	NA	NA	DAILY LIQUIDITY	1.00%	NA	<b>0.83%</b>
<b>MONEY MARKET MUTUAL FUNDS (MMF)</b>	60 DAYS <sup>(1)</sup>	20%	AAA/Aaa <sup>(2)</sup>	DAILY LIQUIDITY	20%	AAA by 2 Of 3 RATINGS	<b>4.38%</b>
<b>LOCAL AGENCY INVESTMENT FUND (LAIF)</b>	NA	NA	NA	DAILY LIQUIDITY	Max \$50 million	NA	<b>0.00%</b>
<b>CASH/DEPOSIT AC-COUNT</b>	NA	NA	NA	NA	NA	NA	<b>0.01%</b>

<sup>1</sup> Money Market Mutual Funds maturity may be interpreted as a weighted average maturity not exceeding 60 days.

<sup>2</sup> Or must have an investment advisor with no fewer than 5 years experience and with assets under management of \$500,000,000 USD.

**THIS COMPLETES THE REPORT REQUIREMENTS OF CALIFORNIA GOVERNMENT CODE 53646.**

AGCY BOND

Identifier	Description	Yield	Price	Final Maturity	Par Value	Principle Value	Market Value	Net Unrealized Gain/Loss
3132X0B5	FEDERAL AGRICULTURAL MORTGAGE C	2.90	100.6146	06/30/2023	10,000,000.00	9,947,900.00	10,061,460.00	72,879.78
3133EJKN8	FEDERAL FARM CREDIT BANKS FUNDING	2.719	100.5506	04/11/2023	10,000,000.00	9,990,300.00	10,055,060.00	56,730.59
3133EJ048	FEDERAL FARM CREDIT BANKS FUNDING	3.092	100.9526	10/02/2023	10,000,000.00	9,979,300.00	10,095,260.00	100,798.82
3133EKP75	FEDERAL FARM CREDIT BANKS FUNDING	1.671	97.6524	09/17/2024	6,128,000.00	6,107,471.20	5,984,139.07	(134,203.59)
3133EKQA7	FEDERAL FARM CREDIT BANKS FUNDING	1.693	98.7458	09/10/2024	2,064,000.00	2,101,585.44	2,038,113.31	(43,499.47)
3133ELJ9	FEDERAL FARM CREDIT BANKS FUNDING	1.542	98.3492	02/28/2024	5,000,000.00	5,000,000.00	4,917,460.00	(82,540.00)
3133ELH80	FEDERAL FARM CREDIT BANKS FUNDING	0.680	93.8976	06/10/2025	5,025,000.00	5,025,000.00	4,718,354.40	(306,645.60)
3133EL3E2	FEDERAL FARM CREDIT BANKS FUNDING	0.320	97.6990	08/10/2023	15,945,000.00	15,945,000.00	15,578,105.55	(366,894.45)
3133EL4J0	FEDERAL FARM CREDIT BANKS FUNDING	2.882	95.3580	08/19/2024	10,000,000.00	9,461,200.00	9,535,800.00	49,244.71
3133EL5S9	FEDERAL FARM CREDIT BANKS FUNDING	2.905	95.2543	09/03/2024	10,000,000.00	9,449,800.00	9,525,430.00	50,187.23
3133EL7E8	FEDERAL FARM CREDIT BANKS FUNDING	0.250	98.6028	03/15/2023	10,000,000.00	9,992,500.00	9,860,280.00	(137,350.81)
3133EMHL9	FEDERAL FARM CREDIT BANKS FUNDING	0.310	96.8899	11/30/2023	10,000,000.00	10,000,000.00	9,688,990.00	(311,010.00)
3133EMJQ6	FEDERAL FARM CREDIT BANKS FUNDING	0.253	96.8146	12/08/2023	9,931,000.00	9,935,667.57	9,614,457.93	(317,731.15)
3133EMKH4	FEDERAL FARM CREDIT BANKS FUNDING	0.160	99.1614	12/15/2022	18,245,000.00	18,245,000.00	18,091,997.43	(153,002.57)
3133EMKW1	FEDERAL FARM CREDIT BANKS FUNDING	0.235	96.6109	12/21/2023	30,000,000.00	29,977,500.00	28,983,270.00	(1,005,024.43)
3133EMKG6	FEDERAL FARM CREDIT BANKS FUNDING	0.200	97.9154	06/15/2023	15,000,000.00	15,000,000.00	14,687,310.00	(312,690.00)
3133EMLF7	FEDERAL FARM CREDIT BANKS FUNDING	0.155	99.6249	09/22/2022	15,000,000.00	14,991,000.00	14,943,735.00	(54,649.67)
3133EMLE0	FEDERAL FARM CREDIT BANKS FUNDING	0.190	97.2381	09/22/2023	10,000,000.00	10,000,000.00	9,723,810.00	(276,190.00)
3133EMLR1	FEDERAL FARM CREDIT BANKS FUNDING	0.506	92.0718	12/23/2025	12,430,000.00	12,426,271.00	11,444,524.74	(982,814.90)
3133EMLP5	FEDERAL FARM CREDIT BANKS FUNDING	0.326	94.0177	12/23/2024	30,000,000.00	29,992,500.00	28,205,310.00	(1,789,864.77)
3133EML17	FEDERAL FARM CREDIT BANKS FUNDING	0.239	96.5573	12/28/2023	25,000,000.00	24,978,750.00	24,139,325.00	(849,425.15)
3133EMML3	FEDERAL FARM CREDIT BANKS FUNDING	0.125	98.9849	01/12/2023	25,000,000.00	24,997,500.00	24,746,225.00	(252,985.78)
3133EMSC7	FEDERAL FARM CREDIT BANKS FUNDING	0.501	93.9730	03/03/2025	15,000,000.00	14,987,500.00	14,095,950.00	(895,436.46)
3133EMTW2	FEDERAL FARM CREDIT BANKS FUNDING	0.307	96.1392	03/18/2024	25,000,000.00	24,994,675.00	24,034,800.00	(961,989.05)
3133EMUP5	FEDERAL FARM CREDIT BANKS FUNDING	0.710	94.4027	04/01/2025	20,000,000.00	20,000,000.00	18,880,540.00	(1,119,460.00)
3133EMVD1	FEDERAL FARM CREDIT BANKS FUNDING	0.330	96.0505	04/05/2024	10,000,000.00	10,000,000.00	9,605,050.00	(394,950.00)
3133EMZ54	FEDERAL FARM CREDIT BANKS FUNDING	0.900	92.5549	05/18/2026	5,000,000.00	5,000,000.00	4,627,745.00	(372,255.00)
3133EMDM1	FEDERAL FARM CREDIT BANKS FUNDING	0.270	97.1339	10/20/2023	10,000,000.00	10,000,000.00	9,713,390.00	(286,610.00)
3133EMQ62	FEDERAL FARM CREDIT BANKS FUNDING	0.990	92.5835	07/13/2026	20,000,000.00	20,000,000.00	18,516,700.00	(1,483,300.00)
3133ENBK5	FEDERAL FARM CREDIT BANKS FUNDING	1.295	92.5867	10/20/2026	20,000,000.00	19,852,500.00	18,517,340.00	(1,351,502.00)
3133ENEM8	FEDERAL FARM CREDIT BANKS FUNDING	1.430	93.5076	11/23/2026	10,000,000.00	10,000,000.00	9,350,760.00	(649,240.00)
3133ENEW6	FEDERAL FARM CREDIT BANKS FUNDING	0.457	98.2916	05/23/2023	50,000,000.00	49,939,500.00	49,145,800.00	(814,314.81)
3133ENGN4	FEDERAL FARM CREDIT BANKS FUNDING	0.970	95.6914	12/09/2024	10,000,000.00	10,000,000.00	9,569,140.00	(430,860.00)
3133ENK4	FEDERAL FARM CREDIT BANKS FUNDING	1.908	93.3895	01/11/2027	10,000,000.00	9,795,000.00	9,338,950.00	(468,933.76)
3133ENKS8	FEDERAL FARM CREDIT BANKS FUNDING	1.202	95.9992	01/06/2025	5,000,000.00	4,988,750.00	4,799,960.00	(190,243.94)
3133ENLZ1	FEDERAL FARM CREDIT BANKS FUNDING	1.860	94.4487	01/26/2027	10,000,000.00	9,962,090.00	9,444,870.00	(519,680.61)
3133ENPY0	FEDERAL FARM CREDIT BANKS FUNDING	1.764	97.3802	02/25/2025	5,000,000.00	4,998,000.00	4,869,010.00	(129,165.18)
3133ENRR3	FEDERAL FARM CREDIT BANKS FUNDING	1.764	98.4790	03/14/2024	20,000,000.00	19,945,600.00	19,695,800.00	(255,679.07)
3133ENUL2	FEDERAL FARM CREDIT BANKS FUNDING	3.110	99.4500	04/13/2026	10,000,000.00	10,000,000.00	9,945,000.00	(55,000.00)
3133ENUS7	FEDERAL FARM CREDIT BANKS FUNDING	2.652	99.7668	04/18/2024	20,520,000.00	20,491,596.00	20,472,147.36	(20,825.57)
3133ENVD9	FEDERAL FARM CREDIT BANKS FUNDING	2.913	99.7465	04/26/2027	10,000,000.00	9,982,400.00	9,974,650.00	(8,096.99)
313382AX1	FEDERAL HOME LOAN BANKS	2.691	100.1327	03/10/2023	11,750,000.00	11,432,397.50	11,765,592.25	65,597.43
3130AK3T1	FEDERAL HOME LOAN BANKS	0.500	94.5540	12/09/2024	10,000,000.00	10,000,000.00	9,455,400.00	(544,600.00)
3130AKDH6	FEDERAL HOME LOAN BANKS	0.176	99.4852	10/21/2022	10,000,000.00	9,989,900.00	9,948,520.00	(49,508.51)
3130AKKF2	FEDERAL HOME LOAN BANKS	0.273	96.0029	03/28/2024	40,000,000.00	39,995,500.00	38,401,160.00	(1,596,306.22)
3130AKL79	FEDERAL HOME LOAN BANKS	0.250	96.6189	12/28/2023	10,000,000.00	10,000,000.00	9,661,890.00	(338,110.00)
3130AKKP0	FEDERAL HOME LOAN BANKS	0.235	96.5728	12/22/2023	15,000,000.00	14,979,900.00	14,485,920.00	(503,604.64)
3130AKYH3	FEDERAL HOME LOAN BANKS	1.746	90.7242	02/10/2027	10,000,000.00	9,563,275.40	9,072,420.00	(517,403.28)
3130AL2G8	FEDERAL HOME LOAN BANKS	0.615	91.9967	02/18/2026	5,000,000.00	4,996,250.00	4,599,835.00	(397,374.47)
3130AL6K5	FEDERAL HOME LOAN BANKS	0.580	91.8864	02/25/2026	6,000,000.00	6,000,000.00	5,513,184.00	(486,816.00)
3130ALCV4	FEDERAL HOME LOAN BANKS	2.112	92.4845	02/24/2026	25,000,000.00	23,715,250.00	23,121,125.00	(666,880.81)
3130ALEM2	FEDERAL HOME LOAN BANKS	0.790	92.6179	02/25/2026	25,000,000.00	25,000,000.00	23,154,475.00	(1,845,525.00)
3130ALDX9	FEDERAL HOME LOAN BANKS	0.500	93.4972	05/23/2025	14,750,000.00	14,750,000.00	13,790,837.00	(959,163.00)
3130ALED2	FEDERAL HOME LOAN BANKS	2.050	91.4402	02/24/2027	15,000,000.00	14,275,500.00	13,716,030.00	(592,656.26)
3130ALF25	FEDERAL HOME LOAN BANKS	0.400	94.4014	11/26/2024	5,000,000.00	5,000,000.00	4,720,070.00	(279,930.00)
3130ALGJ7	FEDERAL HOME LOAN BANKS	1.393	93.2016	03/23/2026	126,421,250.00	124,507,244.06	117,826,627.74	(6,691,465.19)
3130ALGR9	FEDERAL HOME LOAN BANKS	0.850	92.8195	02/26/2026	10,000,000.00	10,000,000.00	9,281,950.00	(718,050.00)
3130ALHH0	FEDERAL HOME LOAN BANKS	3.040	93.1578	03/05/2026	10,500,000.00	9,707,880.00	9,781,569.00	50,720.88
3130ALH56	FEDERAL HOME LOAN BANKS	0.750	92.3657	03/18/2026	20,000,000.00	20,000,000.00	18,473,140.00	(1,526,860.00)
3130ALFN9	FEDERAL HOME LOAN BANKS	0.550	93.0197	08/25/2025	5,000,000.00	5,000,000.00	4,650,985.00	(349,015.00)
3130ALHZ0	FEDERAL HOME LOAN BANKS	0.530	93.4161	06/18/2025	10,000,000.00	10,000,000.00	9,341,610.00	(658,390.00)
3130ALLP7	FEDERAL HOME LOAN BANKS	0.697	94.3344	03/17/2025	40,000,000.00	39,927,500.00	37,733,760.00	(2,214,965.97)
US3130AL2X12	FEDERAL HOME LOAN BANKS	3.001	90.7707	02/17/2027	10,000,000.00	9,057,500.00	9,077,070.00	14,669.65
3130ALTJ3	FEDERAL HOME LOAN BANKS	0.375	96.1097	04/08/2024	10,000,000.00	10,000,000.00	9,610,970.00	(389,030.00)
3130ALTH7	FEDERAL HOME LOAN BANKS	0.510	95.1384	09/30/2024	25,000,000.00	25,000,000.00	23,784,600.00	(1,215,400.00)
3130ALNK6	FEDERAL HOME LOAN BANKS	0.625	94.2182	03/25/2025	10,000,000.00	10,000,000.00	9,421,820.00	(578,180.00)
3130ALU93	FEDERAL HOME LOAN BANKS	0.750	93.9841	06/30/2025	10,000,000.00	10,000,000.00	9,398,410.00	(601,590.00)
3130AMJN3	FEDERAL HOME LOAN BANKS	1.030	92.9855	05/26/2026	5,000,000.00	5,000,000.00	4,649,275.00	(350,725.00)
3130AMKB7	FEDERAL HOME LOAN BANKS	1.050	93.0568	05/26/2026	15,000,000.00	15,000,000.00	13,958,520.00	(1,041,480.00)
3130AMWT5	FEDERAL HOME LOAN BANKS	1.050	92.9172	06/26/2026	15,000,000.00	15,000,000.00	13,937,580.00	(1,062,420.00)
3130ANAJ9	FEDERAL HOME LOAN BANKS	1.000	92.5573	07/27/2026	25,000,000.00	25,000,000.00	23,139,325.00	(1,860,675.00)
3130ANE48	FEDERAL HOME LOAN BANKS	1.000	92.4427	08/17/2026	10,000,000.00	10,000,000.00	9,244,270.00	(755,730.00)
3130ANFD7	FEDERAL HOME LOAN BANKS	1.000	92.5015	08/05/2026	10,000,000.00	10,000,000.00	9,250,150.00	(749,850.00)
3130AMME9	FEDERAL HOME LOAN BANKS	1.000	92.8784	05/26/2026	10,000,000.00	10,000,000.00	9,287,840.00	(712,160.00)
3130ALHG2	FEDERAL HOME LOAN BANKS	0.750	92.3657	03/18/2026	10,000,000.00	10,000,000.00	9,236,570.00	(763,430.00)
3130ALFW9	FEDERAL HOME LOAN BANKS	0.790	92.5010	03/18/2026	15,000,000.00	15,000,000.00	13,875,150.00	(1,124,850.00)
3130AMSS2	FEDERAL HOME LOAN BANKS	1.000	92.8243	06/08/2026	15,000,000.00	15,000,000.00	13,923,645.00	(1,076,355.00)
3130ALN34	FEDERAL HOME LOAN BANKS	0.700	94.4251	03/24/2025	10,000,000.00	10,000,000.00	9,442,510.00	(557,490.00)
3130AKL80	FEDERAL HOME LOAN BANKS	0.260	95.2973	06/28/2024	25,000,000.00	25,000,000.00	23,824,325.00	(1,175,675.00)
3130ANBX7	FEDERAL HOME LOAN BANKS	1.000	92.5823	07/22/2026	15,000,000.00	15,000,000.00	13,887,345.00	(1,112,655.00)
3130AMM22	FEDERAL HOME LOAN BANKS	1.000	92.7922	06/10/2026	5,000,000.00	5,000,000.00	4,639,610.00	(360,390.00)
3130AN3R9	FEDERAL HOME LOAN BANKS	1.130	93.0860	07/20/2026	10,000,000.00	10,000,000.00	9,308,600.00	(691,400.00)
3130AN3B4	FEDERAL HOME LOAN BANKS	1.020	92.7557	07/06/2026	15,000,000.00	15,000,000.00	13,913,355.00	(1,086,645.00)
3130AKL7	FEDERAL HOME LOAN BANKS	0.850	92.7009	03/25/2026	10,000,000.00	10,000,000.00	9,270,090.00	(729,910.00)
3130ALWL4	FEDERAL HOME LOAN BANKS	0.720	94.3885	04/08/2025	15,000,000.00	15,000,000.00	14,158,275.00	(841,725.00)

3130ALBX1	FEDERAL HOME LOAN BANKS	0.580	91.8968	02/23/2026	10,000,000.00	10,000,000.00	9,189,680.00	(810,320.00)
3130AMT69	FEDERAL HOME LOAN BANKS	1.070	92.9893	06/26/2026	10,000,000.00	10,000,000.00	9,298,930.00	(701,070.00)
3130ALKFO	FEDERAL HOME LOAN BANKS	0.625	94.2182	03/25/2025	20,000,000.00	20,000,000.00	18,843,640.00	(1,156,360.00)
3130ALEH3	FEDERAL HOME LOAN BANKS	0.700	92.1959	03/16/2026	25,000,000.00	25,000,000.00	23,048,975.00	(1,951,025.00)
3130ANPF1	FEDERAL HOME LOAN BANKS	1.000	92.4127	08/25/2026	10,000,000.00	10,000,000.00	9,241,270.00	(758,730.00)
3130ANX88	FEDERAL HOME LOAN BANKS	0.500	95.1362	09/27/2024	10,000,000.00	10,000,000.00	9,513,620.00	(486,380.00)
3130ANYN4	FEDERAL HOME LOAN BANKS	1.000	92.1538	09/30/2026	10,000,000.00	10,000,000.00	9,215,380.00	(784,620.00)
3130ANR88	FEDERAL HOME LOAN BANKS	0.553	94.6238	12/17/2024	10,000,000.00	9,999,000.00	9,462,380.00	(536,836.51)
3130ANMH0	FEDERAL HOME LOAN BANKS	1.380	92.7983	08/20/2026	20,000,000.00	19,755,200.00	18,559,660.00	(1,210,317.56)
3130ANSC5	FEDERAL HOME LOAN BANKS	1.000	92.3996	08/26/2026	15,000,000.00	15,000,000.00	13,859,940.00	(1,140,060.00)
3130ANTS9	FEDERAL HOME LOAN BANKS	1.000	92.4080	08/26/2026	15,000,000.00	15,000,000.00	13,861,200.00	(1,138,800.00)
3130APBH7	FEDERAL HOME LOAN BANKS	0.590	95.2733	09/30/2024	20,000,000.00	19,988,000.00	19,054,660.00	(936,011.53)
3130AP5M3	FEDERAL HOME LOAN BANKS	1.040	92.3111	09/28/2026	15,000,000.00	15,000,000.00	13,846,665.00	(1,153,335.00)
3130APAD7	FEDERAL HOME LOAN BANKS	1.035	92.3369	09/28/2026	15,000,000.00	15,000,000.00	13,850,535.00	(1,149,465.00)
3130APXH3	FEDERAL HOME LOAN BANKS	2.589	97.6247	11/27/2023	20,000,000.00	20,000,000.00	19,524,940.00	43,176.79
3130APWW1	FEDERAL HOME LOAN BANKS	1.503	93.7664	11/24/2026	20,000,000.00	19,997,000.00	18,753,280.00	(1,244,020.16)
3130AQ6U2	FEDERAL HOME LOAN BANKS	1.000	96.7809	06/28/2024	25,000,000.00	25,000,000.00	24,195,225.00	(804,775.00)
3130AQF65	FEDERAL HOME LOAN BANKS	1.306	92.9221	12/21/2026	10,000,000.00	9,972,990.00	9,292,210.00	(883,162.80)
3130AQF57	FEDERAL HOME LOAN BANKS	0.736	97.2703	12/22/2023	25,000,000.00	24,945,000.00	24,317,575.00	(639,555.14)
3130AQAC6	FEDERAL HOME LOAN BANKS	0.500	98.1232	06/30/2023	50,000,000.00	50,000,000.00	49,061,600.00	(938,400.00)
3130AQ7C1	FEDERAL HOME LOAN BANKS	0.500	98.1232	06/30/2023	50,000,000.00	50,000,000.00	49,061,600.00	(938,400.00)
3130AQAY9	FEDERAL HOME LOAN BANKS	1.500	93.6108	12/30/2026	25,000,000.00	25,000,000.00	23,402,700.00	(1,597,300.00)
3130AQHS5	FEDERAL HOME LOAN BANKS	2.052	94.1262	01/28/2027	30,000,000.00	29,506,500.00	28,237,860.00	(1,295,947.14)
3130AQKM4	FEDERAL HOME LOAN BANKS	1.750	94.3001	01/28/2027	11,250,000.00	11,250,000.00	10,608,761.25	(641,238.75)
3130AQRQ8	FEDERAL HOME LOAN BANKS	2.000	95.1735	02/25/2027	10,000,000.00	10,000,000.00	9,517,350.00	(482,650.00)
3130AQRH8	FEDERAL HOME LOAN BANKS	2.000	95.1735	02/25/2027	10,000,000.00	10,000,000.00	9,517,350.00	(482,650.00)
3130AR4V0	FEDERAL HOME LOAN BANKS	2.150	98.0781	03/14/2025	5,000,000.00	5,000,000.00	4,903,905.00	(96,095.00)
3130AR6U0	FEDERAL HOME LOAN BANKS	2.500	96.6443	03/22/2027	5,000,000.00	5,000,000.00	4,832,215.00	(167,785.00)
3130ARHG9	FEDERAL HOME LOAN BANKS	2.180	99.3804	02/28/2024	7,000,000.00	6,992,020.00	6,956,628.00	(36,161.70)
3130AR7D7	FEDERAL HOME LOAN BANKS	2.050	97.8355	03/25/2025	5,000,000.00	5,000,000.00	4,891,775.00	(108,225.00)
3130ARF55	FEDERAL HOME LOAN BANKS	2.000	99.0354	03/28/2024	10,000,000.00	10,000,000.00	9,903,540.00	(96,460.00)
3130ARHX2	FEDERAL HOME LOAN BANKS	3.000	98.2374	03/25/2027	30,000,000.00	30,000,000.00	29,471,220.00	(528,780.00)
3130ARPV7	FEDERAL HOME LOAN BANKS	3.500	99.9028	04/28/2027	10,000,000.00	10,000,000.00	9,990,280.00	(9,720.00)
3130ARMT5	FEDERAL HOME LOAN BANKS	2.838	99.7875	10/25/2024	10,000,000.00	9,991,000.00	9,978,750.00	(12,595.39)
3130ARSF9	FEDERAL HOME LOAN BANKS	3.000	98.9263	04/29/2027	10,000,000.00	10,000,000.00	9,892,630.00	(107,370.00)
3130ARSC6	FEDERAL HOME LOAN BANKS	2.900	99.7426	05/29/2025	10,000,000.00	10,000,000.00	9,974,260.00	(25,740.00)
3130ARUF6	FEDERAL HOME LOAN BANKS	3.125	99.6905	10/29/2026	10,000,000.00	10,000,000.00	9,969,050.00	(30,950.00)
3130AS3F4	FEDERAL HOME LOAN BANKS	3.770	100.1395	05/26/2027	10,000,000.00	10,000,000.00	10,013,950.00	13,950.00
3130AS5B1	FEDERAL HOME LOAN BANKS	2.201	99.9877	06/09/2023	10,000,000.00	10,000,000.00	9,998,770.00	(1,230.00)
3130AS4G1	FEDERAL HOME LOAN BANKS	2.289	99.8855	06/09/2023	10,000,000.00	10,000,000.00	9,988,550.00	(11,450.00)
3130AS4T3	FEDERAL HOME LOAN BANKS	2.325	99.8972	06/12/2023	10,000,000.00	10,000,000.00	9,989,720.00	(10,280.00)
3134GVWM6	FEDERAL HOME LOAN MORTGAGE COI	0.730	94.1202	05/28/2025	15,000,000.00	15,000,000.00	14,118,030.00	(881,970.00)
3134GVB31	FEDERAL HOME LOAN MORTGAGE COI	0.760	94.1769	05/28/2025	15,000,000.00	14,992,500.00	14,126,535.00	(868,961.85)
3134GVYX0	FEDERAL HOME LOAN MORTGAGE COI	0.500	95.9530	06/03/2024	10,000,000.00	10,000,000.00	9,595,300.00	(404,700.00)
3134GVE95	FEDERAL HOME LOAN MORTGAGE COI	0.650	93.7920	06/09/2025	15,000,000.00	15,000,000.00	14,068,800.00	(931,200.00)
3134GV5R5	FEDERAL HOME LOAN MORTGAGE COI	0.570	95.8072	07/15/2024	5,000,000.00	5,000,000.00	4,790,360.00	(209,640.00)
3134GWET9	FEDERAL HOME LOAN MORTGAGE COI	0.510	94.2909	01/29/2025	15,000,000.00	15,000,000.00	14,143,635.00	(856,365.00)
3134GWLW4	FEDERAL HOME LOAN MORTGAGE COI	0.625	93.2931	08/19/2025	10,000,000.00	10,000,000.00	9,329,310.00	(670,690.00)
3134GWL38	FEDERAL HOME LOAN MORTGAGE COI	0.540	92.8559	09/15/2025	25,000,000.00	25,000,000.00	23,213,975.00	(1,786,025.00)
3134GWN85	FEDERAL HOME LOAN MORTGAGE COI	0.450	95.1407	09/10/2024	10,000,000.00	10,000,000.00	9,514,070.00	(485,930.00)
3137EAEX3	FEDERAL HOME LOAN MORTGAGE COI	0.497	92.3504	09/23/2025	10,000,000.00	9,941,100.00	9,235,040.00	(725,029.90)
3134GWZV1	FEDERAL HOME LOAN MORTGAGE COI	1.238	92.9469	10/22/2025	15,000,000.00	15,000,000.00	14,667,187.50	(336,548.26)
3134GW3Z7	FEDERAL HOME LOAN MORTGAGE COI	0.600	92.7503	10/28/2025	10,000,000.00	10,000,000.00	9,275,030.00	(724,970.00)
3134GW3Y0	FEDERAL HOME LOAN MORTGAGE COI	0.550	92.5893	10/28/2025	10,000,000.00	10,000,000.00	9,258,930.00	(741,070.00)
3134GW4C7	FEDERAL HOME LOAN MORTGAGE COI	3.046	91.2269	10/27/2026	20,000,000.00	18,124,000.00	18,245,380.00	81,440.83
3134GW6C5	FEDERAL HOME LOAN MORTGAGE COI	3.122	91.2216	10/28/2026	15,000,000.00	13,566,000.00	13,683,240.00	105,753.86
3134GW3X2	FEDERAL HOME LOAN MORTGAGE COI	0.625	92.8367	10/27/2025	10,000,000.00	10,000,000.00	9,283,670.00	(716,330.00)
3137EAEZ8	FEDERAL HOME LOAN MORTGAGE COI	0.280	97.0484	11/06/2023	10,000,000.00	9,991,000.00	9,704,840.00	(290,860.28)
3134GXBM5	FEDERAL HOME LOAN MORTGAGE COI	0.600	92.6576	11/12/2025	10,000,000.00	10,000,000.00	9,265,760.00	(734,240.00)
3134GXCA0	FEDERAL HOME LOAN MORTGAGE COI	0.328	96.9478	11/24/2023	20,710,000.00	20,704,822.50	20,077,889.38	(629,538.71)
3134GXBL7	FEDERAL HOME LOAN MORTGAGE COI	0.325	96.9771	11/16/2023	15,000,000.00	14,988,750.00	14,546,565.00	(447,952.66)
3134GXEA8	FEDERAL HOME LOAN MORTGAGE COI	0.200	99.3178	11/23/2022	20,000,000.00	20,000,000.00	19,863,560.00	(136,440.00)
3134GXCF9	FEDERAL HOME LOAN MORTGAGE COI	0.400	95.8301	05/24/2024	20,000,000.00	20,000,000.00	19,166,020.00	(833,980.00)
3134GXEX8	FEDERAL HOME LOAN MORTGAGE COI	0.262	98.0683	06/01/2023	30,000,000.00	29,991,000.00	29,420,490.00	(575,894.28)
3134GXGQ1	FEDERAL HOME LOAN MORTGAGE COI	0.200	99.1828	12/15/2022	10,000,000.00	10,000,000.00	9,918,280.00	(81,720.00)
3134GXHL3	FEDERAL HOME LOAN MORTGAGE COI	0.700	92.7028	12/30/2025	10,000,000.00	10,000,000.00	9,270,280.00	(729,720.00)
3134GXHH0	FEDERAL HOME LOAN MORTGAGE COI	0.220	97.8256	06/30/2023	10,000,000.00	10,000,000.00	9,782,560.00	(217,440.00)
3134GWCm6	FEDERAL HOME LOAN MORTGAGE COI	0.420	96.7414	01/24/2024	15,000,000.00	15,000,000.00	14,511,210.00	(488,790.00)
3134GWTG1	FEDERAL HOME LOAN MORTGAGE COI	0.600	92.9514	09/30/2025	5,000,000.00	5,000,000.00	4,647,570.00	(352,430.00)
3134GWP91	FEDERAL HOME LOAN MORTGAGE COI	0.500	93.3416	06/16/2025	5,000,000.00	5,000,000.00	4,667,080.00	(332,920.00)
3134GWN44	FEDERAL HOME LOAN MORTGAGE COI	0.450	95.1339	09/11/2024	10,000,000.00	10,000,000.00	9,513,390.00	(486,610.00)
3134GWA10	FEDERAL HOME LOAN MORTGAGE COI	0.500	96.1922	04/29/2024	15,000,000.00	15,000,000.00	14,428,830.00	(571,170.00)
3134GWR32	FEDERAL HOME LOAN MORTGAGE COI	0.410	95.6281	06/24/2024	10,000,000.00	10,000,000.00	9,562,810.00	(437,190.00)
3134GVRV2	FEDERAL HOME LOAN MORTGAGE COI	0.750	94.1827	05/27/2025	10,000,000.00	10,000,000.00	9,418,270.00	(581,730.00)
3134GXD66	FEDERAL HOME LOAN MORTGAGE COI	0.190	99.3130	11/23/2022	10,000,000.00	10,000,000.00	9,931,300.00	(68,700.00)
3134GV3A4	FEDERAL HOME LOAN MORTGAGE COI	0.500	95.7598	07/01/2024	5,000,000.00	5,000,000.00	4,787,990.00	(212,010.00)
3134GWT22	FEDERAL HOME LOAN MORTGAGE COI	0.475	93.8209	03/24/2025	15,000,000.00	15,000,000.00	14,073,135.00	(926,865.00)
3134GWP26	FEDERAL HOME LOAN MORTGAGE COI	0.500	93.8621	03/28/2025	10,000,000.00	10,000,000.00	9,386,210.00	(613,790.00)
3134GWL79	FEDERAL HOME LOAN MORTGAGE COI	0.400	95.0308	09/10/2024	20,000,000.00	20,000,000.00	19,006,160.00	(993,840.00)
3135G0T94	FEDERAL NATIONAL MORTGAGE ASSO	2.490	100.3657	01/19/2023	10,000,000.00	9,944,100.00	10,036,570.00	43,700.47
3135G0U43	FEDERAL NATIONAL MORTGAGE ASSO	2.345	100.7317	09/11/2023	30,000,000.00	30,670,500.00	30,219,510.00	22,652.07
3135G0X24	FEDERAL NATIONAL MORTGAGE ASSO	1.098	97.2415	01/07/2025	10,000,000.00	10,247,300.00	9,724,150.00	(410,037.76)
3136G4XK4	FEDERAL NATIONAL MORTGAGE ASSO	0.650	93.6075	06/30/2025	5,000,000.00	5,000,000.00	4,680,375.00	(319,625.00)
3136G4YU1	FEDERAL NATIONAL MORTGAGE ASSO	0.730	93.8381	07/15/2025	15,000,000.00	15,000,000.00	14,075,715.00	(924,285.00)
3136G4C27	FEDERAL NATIONAL MORTGAGE ASSO	0.700	93.6679	07/29/2025	15,000,000.00	15,000,000.00	14,050,185.00	(949,815.00)
3136G4D75	FEDERAL NATIONAL MORTGAGE ASSO	0.600	93.3682	07/29/2025	10,000,000.00	10,000,000.00	9,336,820.00	(663,180.00)
3136G4B77	FEDERAL NATIONAL MORTGAGE ASSO	0.700	93.6021	08/04/2025	25,000,000.00	25,000,000.00	23,400,525.00	(1,599,475.00)
3136G4F32	FEDERAL NATIONAL MORTGAGE ASSO	0.600	93.3682	07/29/2025	10,000,000.00	10,000,000.00	9,336,820.00	(663,180.00)
3136G4H63	FEDERAL NATIONAL MORTGAGE ASSO	0.550	93.0575	08/19/2025	15,000,000.00	15,000,000.00	13,958,625.00	(1,041,375.00)
3136G4J38	FEDERAL NATIONAL MORTGAGE ASSO	0.410	95.2171	08/12/2024	15,000,000.00	15,000,000.00	14,282,565.00	(717,435.00)
3136G4K51	FEDERAL NATIONAL MORTGAGE ASSO							



3136G4Z97	FEDERAL NATIONAL MORTGAGE ASSOC	0.375	96.3133	02/28/2024	10,000,000.00	10,000,000.00	9,631,330.00	(368,670.00)
3135G06A6	FEDERAL NATIONAL MORTGAGE ASSOC	0.584	92.7350	10/20/2025	20,000,000.00	19,996,500.00	18,547,000.00	(1,450,606.49)
3136G45C3	FEDERAL NATIONAL MORTGAGE ASSOC	0.540	92.5638	10/27/2025	10,000,000.00	10,000,000.00	9,256,380.00	(743,620.00)
3135G06C2	FEDERAL NATIONAL MORTGAGE ASSOC	0.602	92.7442	10/29/2025	20,000,000.00	19,998,000.00	18,548,840.00	(1,449,794.40)
3136G46N8	FEDERAL NATIONAL MORTGAGE ASSOC	0.600	92.7442	10/29/2025	5,000,000.00	5,000,000.00	4,637,210.00	(362,790.00)
3135GA2N0	FEDERAL NATIONAL MORTGAGE ASSOC	0.550	92.5450	11/04/2025	10,000,000.00	10,000,000.00	9,254,500.00	(745,500.00)
3135GA2P5	FEDERAL NATIONAL MORTGAGE ASSOC	0.356	95.8304	05/03/2024	3,500,000.00	3,499,300.00	3,354,064.00	(145,549.00)
3135GA3C3	FEDERAL NATIONAL MORTGAGE ASSOC	0.350	95.7287	05/17/2024	20,000,000.00	20,000,000.00	19,145,740.00	(854,260.00)
3135G06F5	FEDERAL NATIONAL MORTGAGE ASSOC	0.310	96.9914	11/16/2023	5,000,000.00	5,000,000.00	4,849,570.00	(150,430.00)
3135G06E8	FEDERAL NATIONAL MORTGAGE ASSOC	0.420	94.4362	11/18/2024	10,000,000.00	10,000,000.00	9,443,620.00	(556,380.00)
3135G06G3	FEDERAL NATIONAL MORTGAGE ASSOC	0.573	92.4258	11/07/2025	14,000,000.00	13,949,880.00	12,939,612.00	(1,025,824.47)
3135GA2Z3	FEDERAL NATIONAL MORTGAGE ASSOC	0.560	92.4974	11/17/2025	20,000,000.00	20,000,000.00	18,499,480.00	(1,500,520.00)
3135GA4P3	FEDERAL NATIONAL MORTGAGE ASSOC	0.650	92.7860	11/18/2025	20,000,000.00	20,000,000.00	18,557,200.00	(1,442,800.00)
3136G43W1	FEDERAL NATIONAL MORTGAGE ASSOC	0.320	96.0400	03/28/2024	10,000,000.00	10,000,000.00	9,604,000.00	(396,000.00)
3136G4657	FEDERAL NATIONAL MORTGAGE ASSOC	0.560	92.6223	10/28/2025	5,000,000.00	5,000,000.00	4,631,115.00	(368,885.00)
3136G4XR9	FEDERAL NATIONAL MORTGAGE ASSOC	0.740	93.9140	07/07/2025	14,900,000.00	14,900,000.00	13,993,186.00	(906,814.00)
3136G4XZ1	FEDERAL NATIONAL MORTGAGE ASSOC	0.740	93.8705	06/30/2025	5,000,000.00	5,000,000.00	4,693,525.00	(306,475.00)
3136G4P31	FEDERAL NATIONAL MORTGAGE ASSOC	0.450	95.2529	08/19/2024	3,701,000.00	3,701,000.00	3,525,309.83	(175,690.17)
3135GA5A5	FEDERAL NATIONAL MORTGAGE ASSOC	0.350	96.3074	02/23/2024	20,000,000.00	20,000,000.00	19,261,480.00	(738,520.00)
3135GA3Z2	FEDERAL NATIONAL MORTGAGE ASSOC	0.600	92.5801	11/25/2025	15,000,000.00	15,000,000.00	13,887,015.00	(1,112,985.00)
3135GA4R9	FEDERAL NATIONAL MORTGAGE ASSOC	0.420	95.1602	08/23/2024	15,000,000.00	15,000,000.00	14,274,030.00	(725,970.00)
3136G43H4	FEDERAL NATIONAL MORTGAGE ASSOC	0.400	94.9246	09/16/2024	10,000,000.00	10,000,000.00	9,492,460.00	(507,540.00)
3136G4Q97	FEDERAL NATIONAL MORTGAGE ASSOC	0.650	93.3146	08/27/2025	8,650,000.00	8,650,000.00	8,071,712.90	(578,287.10)
3135GA4A2	FEDERAL NATIONAL MORTGAGE ASSOC	0.500	93.2063	06/24/2025	10,000,000.00	10,000,000.00	9,320,630.00	(679,370.00)
3135GA3N9	FEDERAL NATIONAL MORTGAGE ASSOC	0.300	96.9771	11/16/2023	10,000,000.00	10,000,000.00	9,697,710.00	(302,290.00)

\*\*\* \*\*\* **0.984 95.1710 03/09/2025 2,928,420,250.00 2,915,776,603.17 2,786,675,128.14 (129,469,407.00)**

**AGCY DISC**

Identifier	Description	Yield	Price	Final Maturity	Par Value	Principle Value	Market Value	Net Unrealized Gain/Loss
31315LM62	FEDERAL AGRICULTURAL MORTGAGE C	1.228	99.4493	10/31/2022	40,000,000.00	39,708,555.56	39,779,720.00	(14,235.56)
313313M70	FEDERAL FARM CREDIT BANKS FUNDING	0.401	99.4029	11/01/2022	20,000,000.00	19,934,888.89	19,880,580.00	(85,420.00)
313385XX9	FEDERAL HOME LOAN BANKS	0.128	99.9807	06/10/2022	50,000,000.00	49,967,644.44	49,990,350.00	(8,050.00)
313385XN1	FEDERAL HOME LOAN BANKS	0.381	99.9979	06/01/2022	50,000,000.00	49,952,500.00	49,998,950.00	(1,050.00)
313385Y77	FEDERAL HOME LOAN BANKS	0.521	99.9322	06/30/2022	50,000,000.00	49,927,055.56	49,966,100.00	(12,955.56)
313385Z55	FEDERAL HOME LOAN BANKS	0.782	99.8482	07/29/2022	15,000,000.00	14,964,900.00	14,977,230.00	(3,920.00)
313385H74	FEDERAL HOME LOAN BANKS	1.076	99.6056	09/30/2022	50,000,000.00	49,747,361.11	49,802,800.00	(17,380.55)
313384AC3	FEDERAL HOME LOAN BANKS	1.433	99.0483	01/03/2023	25,000,000.00	24,732,763.89	24,762,075.00	(24,925.00)
313384AS8	FEDERAL HOME LOAN BANKS	1.464	98.9544	01/17/2023	50,000,000.00	49,436,111.11	49,477,200.00	(59,605.55)
313385ZX7	FEDERAL HOME LOAN BANKS	0.782	99.8508	07/28/2022	30,000,000.00	29,930,450.00	29,955,240.00	(7,710.00)
313384BA6	FEDERAL HOME LOAN BANKS	1.474	98.9180	01/25/2023	50,000,000.00	49,418,028.00	49,459,000.00	(58,389.07)
313384EG0	FEDERAL HOME LOAN BANKS	1.722	98.3420	04/13/2023	25,000,000.00	24,569,097.22	24,585,500.00	(41,444.44)
313385P67	FEDERAL HOME LOAN BANKS	1.511	99.3491	11/16/2022	25,000,000.00	24,812,500.00	24,837,275.00	12,275.00
313385M60	FEDERAL HOME LOAN BANKS	1.369	99.4578	10/31/2022	50,000,000.00	49,686,472.22	49,728,900.00	16,011.11
313384FT1	FEDERAL HOME LOAN BANKS	2.061	98.0009	05/18/2023	50,000,000.00	48,987,819.44	49,000,450.00	(9,925.00)
313384FY0	FEDERAL HOME LOAN BANKS	2.035	97.9724	05/23/2023	17,189,000.00	16,847,232.55	16,840,475.84	(7,714.05)
313385R24	FEDERAL HOME LOAN BANKS	1.552	99.3026	11/28/2022	15,000,000.00	14,883,858.33	14,895,390.00	10,890.00

\*\*\* \*\*\* **1.125 99.3093 11/02/2022 612,189,000.00 607,507,238.32 607,937,235.84 (313,548.67)**

**CD**

Identifier	Description	Yield	Price	Final Maturity	Par Value	Principle Value	Market Value	Net Unrealized Gain/Loss
06367CM53	Bank of Montreal - Chicago Branch	0.150	100.0000	06/23/2022	55,000,000.00	55,000,000.00	55,000,000.00	0.00
06367CMV6	Bank of Montreal - Chicago Branch	0.210	100.0000	07/18/2022	25,000,000.00	25,000,000.00	25,000,000.00	0.00
06367CPR2	Bank of Montreal - Chicago Branch	0.410	100.0000	09/02/2022	30,000,000.00	30,000,000.00	30,000,000.00	0.00
06367CQX8	Bank of Montreal - Chicago Branch	0.380	100.0000	09/16/2022	15,000,000.00	15,000,000.00	15,000,000.00	0.00
06367CSD0	Bank of Montreal - Chicago Branch	0.700	100.0000	08/26/2022	30,000,000.00	30,000,000.00	30,000,000.00	0.00
06367CTF4	Bank of Montreal - Chicago Branch	0.780	100.0000	06/14/2022	20,000,000.00	20,000,000.00	20,000,000.00	0.00
06367CTG2	Bank of Montreal - Chicago Branch	0.850	100.0000	06/16/2022	50,000,000.00	50,000,000.00	50,000,000.00	0.00
06367CTN7	Bank of Montreal - Chicago Branch	1.640	100.0000	11/30/2022	50,000,000.00	50,000,000.00	50,000,000.00	0.00
06367CSH1	Bank of Montreal - Chicago Branch	0.630	100.0004	06/15/2022	20,000,000.00	20,000,359.58	20,000,074.03	0.00
06367CUC9	Bank of Montreal - Chicago Branch	0.960	100.0000	07/20/2022	25,000,000.00	25,000,000.00	25,000,000.00	0.00
06367CVA2	Bank of Montreal - Chicago Branch	1.530	100.0000	09/21/2022	45,000,000.00	45,000,000.00	45,000,000.00	0.00
06417MRX5	Bank of Nova Scotia - Houston Branch	0.160	100.0000	07/08/2022	50,000,000.00	50,000,000.00	50,000,000.00	0.00
06417MVV2	Bank of Nova Scotia - Houston Branch	0.220	100.0000	09/22/2022	50,000,000.00	50,000,000.00	50,000,000.00	0.00
06417MVY8	Bank of Nova Scotia - Houston Branch	0.750	100.0000	09/01/2022	50,000,000.00	50,000,000.00	50,000,000.00	0.00
06417MXK6	Bank of Nova Scotia - Houston Branch	0.700	100.0000	01/03/2023	50,000,000.00	50,000,000.00	50,000,000.00	0.00
23344NPF7	DNB Bank ASA - New York Branch	0.360	100.0000	09/01/2022	50,000,000.00	50,000,000.00	50,000,000.00	0.00
23344NPG5	DNB Bank ASA - New York Branch	0.400	100.0000	09/30/2022	50,000,000.00	50,000,000.00	50,000,000.00	0.00
23344NPE0	DNB Bank ASA - New York Branch	0.290	100.0000	07/01/2022	50,000,000.00	50,000,000.00	50,000,000.00	0.00
23344NUL8	DNB Bank ASA - New York Branch	0.540	100.0000	06/07/2022	30,000,000.00	30,000,000.00	30,000,000.00	0.00
23344NUJ3	DNB Bank ASA - New York Branch	0.760	100.0000	07/06/2022	25,000,000.00	25,000,000.00	25,000,000.00	0.00
23344NUS3	DNB Bank ASA - New York Branch	0.690	100.0000	06/29/2022	50,000,000.00	50,000,000.00	50,000,000.00	0.00
23344NUP9	DNB Bank ASA - New York Branch	0.550	100.0000	06/08/2022	80,000,000.00	80,000,000.00	80,000,000.00	0.00
23344NUZ7	DNB Bank ASA - New York Branch	0.900	100.0000	07/19/2022	30,000,000.00	30,000,000.00	30,000,000.00	0.00
23344NW88	DNB Bank ASA - New York Branch	1.200	100.0000	08/08/2022	50,000,000.00	50,000,000.00	50,000,000.00	0.00
23344NWD4	DNB Bank ASA - New York Branch	1.220	100.0000	08/11/2022	15,000,000.00	15,000,000.00	15,000,000.00	0.00
65558UJZ6	Nordea ABP - New York Branch	0.330	100.0000	08/19/2022	50,000,000.00	50,000,000.00	50,000,000.00	0.00
65558UKN1	Nordea ABP - New York Branch	0.320	100.0000	07/05/2022	50,000,000.00	50,000,000.00	50,000,000.00	0.00
65558UKR2	Nordea ABP - New York Branch	0.290	100.0000	06/02/2022	50,000,000.00	50,000,000.00	50,000,000.00	0.00
65558URJ3	Nordea ABP - New York Branch	0.800	100.0000	07/08/2022	50,000,000.00	50,000,000.00	50,000,000.00	0.00
65558URG9	Nordea ABP - New York Branch	0.800	100.0000	07/07/2022	50,000,000.00	50,000,000.00	50,000,000.00	0.00
65558URK0	Nordea ABP - New York Branch	0.640	100.0000	06/30/2022	30,000,000.00	30,000,000.00	30,000,000.00	0.00
65558URZ7	Nordea ABP - New York Branch	0.950	100.0000	07/19/2022	50,000,000.00	50,000,000.00	50,000,000.00	0.00
65558USD5	Nordea ABP - New York Branch	0.960	100.0000	07/19/2022	35,000,000.00	35,000,000.00	35,000,000.00	0.00
21684XUA2	Rabobank Nederland - New York Branch	0.240	100.0000	07/14/2022	50,000,000.00	50,000,000.00	50,000,000.00	0.00
21684XUB0	Rabobank Nederland - New York Branch	0.270	100.0000	08/12/2022	50,000,000.00	50,000,000.00	50,000,000.00	0.00
21684XUJ3	Rabobank Nederland - New York Branch	0.380	100.0000	09/06/2022	30,000,000.00	30,000,000.00	30,000,000.00	0.00
21684XVQ6	Rabobank Nederland - New York Branch	1.720	100.0000	11/21/2022	30,000,000.00	30,000,000.00	30,000,000.00	0.00



21684XWU6	Rabobank Nederland - New York Branc	1.760	100.0000	11/16/2022	40,000,000.00	40,000,000.00	40,000,000.00	0.00
21684XXJ0	Rabobank Nederland - New York Branc	2.450	100.0000	02/13/2023	50,000,000.00	50,000,000.00	50,000,000.00	0.00
78012U240	Royal Bank of Canada New York Branc	0.340	100.0000	10/18/2022	50,000,000.00	50,000,000.00	50,000,000.00	0.00
78012U257	Royal Bank of Canada New York Branc	0.380	100.0000	11/17/2022	50,000,000.00	50,000,000.00	50,000,000.00	0.00
78012U2K0	Royal Bank of Canada New York Branc	0.450	100.0000	11/08/2022	75,000,000.00	75,000,000.00	75,000,000.00	0.00
78012U2M6	Royal Bank of Canada New York Branc	0.360	100.0000	09/09/2022	25,000,000.00	25,000,000.00	25,000,000.00	0.00
78012U2T1	Royal Bank of Canada New York Branc	0.500	100.0000	11/21/2022	25,000,000.00	25,000,000.00	25,000,000.00	0.00
78012U3E3	Royal Bank of Canada New York Branc	0.800	100.0000	01/24/2023	25,000,000.00	25,000,000.00	25,000,000.00	0.00
78012U4P7	Royal Bank of Canada New York Branc	1.800	100.0000	01/23/2023	25,000,000.00	25,000,000.00	25,000,000.00	0.00
78012U4T9	Royal Bank of Canada New York Branc	1.870	100.0000	01/25/2023	35,000,000.00	35,000,000.00	35,000,000.00	0.00
78012U4U6	Royal Bank of Canada New York Branc	1.830	100.0000	01/03/2023	25,000,000.00	25,000,000.00	25,000,000.00	0.00
78012U5A9	Royal Bank of Canada New York Branc	2.050	100.0000	02/13/2023	25,000,000.00	25,000,000.00	25,000,000.00	0.00
78012U5E1	Royal Bank of Canada New York Branc	2.000	100.0000	01/18/2023	25,000,000.00	25,000,000.00	25,000,000.00	0.00
78012U5F8	Royal Bank of Canada New York Branc	2.220	100.0000	03/20/2023	35,000,000.00	35,000,000.00	35,000,000.00	0.00
86959RUX6	Svenska Handels AB Publ - New York Br	0.280	100.0000	08/12/2022	50,000,000.00	50,000,000.00	50,000,000.00	0.00
86959RVT4	Svenska Handels AB Publ - New York Br	0.300	100.0026	09/02/2022	60,000,000.00	60,004,423.53	60,001,546.57	0.00
86959RZK9	Svenska Handels AB Publ - New York Br	1.350	100.0000	08/22/2022	50,000,000.00	50,000,000.00	50,000,000.00	0.00
89114WG41	Toronto-Dominion Bank - New York Brar	0.150	100.0000	06/13/2022	30,000,000.00	30,000,000.00	30,000,000.00	0.00
89114WHT5	Toronto-Dominion Bank - New York Brar	0.200	100.0000	07/08/2022	45,000,000.00	45,000,000.00	45,000,000.00	0.00
89114WJP1	Toronto-Dominion Bank - New York Brar	0.300	100.0000	10/27/2022	45,000,000.00	45,000,000.00	45,000,000.00	0.00
89114WKA2	Toronto-Dominion Bank - New York Brar	0.310	100.0000	11/03/2022	55,000,000.00	55,000,000.00	55,000,000.00	0.00
89114WKC8	Toronto-Dominion Bank - New York Brar	0.280	100.0000	09/29/2022	55,000,000.00	55,000,000.00	55,000,000.00	0.00
89114WMP7	Toronto-Dominion Bank - New York Brar	0.430	100.0000	11/10/2022	75,000,000.00	75,000,000.00	75,000,000.00	0.00
89114WMR3	Toronto-Dominion Bank - New York Brar	0.370	100.0000	09/06/2022	20,000,000.00	20,000,000.00	20,000,000.00	0.00
89114WNE1	Toronto-Dominion Bank - New York Brar	0.430	100.0000	11/21/2022	30,000,000.00	30,000,000.00	30,000,000.00	0.00
89114WNL5	Toronto-Dominion Bank - New York Brar	0.440	100.0000	11/22/2022	15,000,000.00	15,000,000.00	15,000,000.00	0.00
89114WPN9	Toronto-Dominion Bank - New York Brar	0.800	100.0000	01/20/2023	20,000,000.00	20,000,000.00	20,000,000.00	0.00
89114WPS8	Toronto-Dominion Bank - New York Brar	0.810	100.0000	01/25/2023	25,000,000.00	25,000,000.00	25,000,000.00	0.00
89114WVA0	Toronto-Dominion Bank - New York Brar	2.200	100.0000	03/20/2023	20,000,000.00	20,000,000.00	20,000,000.00	0.00
89114WXR1	Toronto-Dominion Bank - New York Brar	1.308	100.0000	05/22/2023	25,000,000.00	25,000,000.00	25,000,000.00	0.00
---	---	0.735	100.0001	09/16/2022	2,650,000,000.00	2,650,004,783.11	2,650,001,620.60	0.00

CP

Identifier	Description	Yield	Price	Final Maturity	Par Value	Principle Value	Market Value	Net Unrealized Gain/Loss
02314QHJ2	Amazon.com, Inc.	0.984	99.7768	08/22/2022	30,000,000.00	29,881,583.33	29,933,033.33	0.00
02314QKB4	Amazon.com, Inc.	1.081	99.5857	10/11/2022	100,000,000.00	99,386,736.11	99,585,666.67	(20,166.66)
02314QK57	Amazon.com, Inc.	1.026	99.6430	10/05/2022	40,000,000.00	39,772,200.00	39,857,200.00	0.00
02314QFH7	Amazon.com, Inc.	0.601	99.9733	06/17/2022	50,000,000.00	49,927,500.00	49,986,666.67	0.00
03785EFD1	Apple Inc.	0.501	99.9833	06/13/2022	100,000,000.00	99,893,055.56	99,983,333.33	0.00
03785EQ60	Apple Inc.	1.592	99.3636	10/24/2022	50,000,000.00	49,666,444.44	49,681,805.55	0.00
03785EGV0	Apple Inc.	0.933	99.8502	07/29/2022	20,000,000.00	19,963,316.67	19,970,033.34	0.00
46640QHF1	J.P. Morgan Securities LLC	0.823	99.8292	08/15/2022	50,000,000.00	49,795,000.00	49,914,583.33	0.00
46640QKH3	J.P. Morgan Securities LLC	1.006	99.6167	10/17/2022	50,000,000.00	49,663,888.89	49,808,333.33	0.00
46640QJG7	J.P. Morgan Securities LLC	0.915	99.7295	09/16/2022	50,000,000.00	49,733,319.44	49,864,763.89	0.00
46640QJH0	J.P. Morgan Securities LLC	1.407	99.7589	08/02/2022	30,000,000.00	29,920,666.67	29,927,666.67	0.00
46640QNL1	J.P. Morgan Securities LLC	2.200	98.5955	01/20/2023	30,000,000.00	29,515,366.67	29,578,658.34	0.00
46640QGD7	J.P. Morgan Securities LLC	1.104	99.8717	07/13/2022	50,000,000.00	49,926,666.67	49,935,833.34	0.00
46640QGT2	J.P. Morgan Securities LLC	1.205	99.8133	07/27/2022	50,000,000.00	49,896,666.67	49,906,666.67	0.00
63763QF10	National Securities Clearing Corporatic	0.509	100.0000	06/01/2022	125,000,000.00	124,877,666.67	125,000,000.00	0.00
63763QF93	National Securities Clearing Corporatic	0.501	99.9889	06/09/2022	20,000,000.00	19,972,222.22	19,997,777.78	0.00
63763QKX4	National Securities Clearing Corporatic	0.905	99.6200	10/31/2022	40,000,000.00	39,757,000.00	39,848,000.00	0.00
7426M5G88	Private Export Funding Corporation	0.632	99.9248	07/14/2022	25,000,000.00	24,935,687.50	24,981,187.50	0.00
7426M3FF1	Private Export Funding Corporation	0.601	99.9767	06/15/2022	25,000,000.00	24,962,500.00	24,994,166.67	0.00
7426M5NPS	Private Export Funding Corporation	1.454	99.0560	01/23/2023	25,000,000.00	24,701,000.00	24,764,000.00	0.00
7426M3G89	Private Export Funding Corporation	0.721	99.9200	07/11/2022	25,000,000.00	24,955,500.00	24,980,000.00	0.00
7426M5HV9	Private Export Funding Corporation	1.155	99.7157	08/29/2022	25,000,000.00	24,910,555.56	24,928,923.61	0.00
77119MFP4	Roche Holdings, Inc.	0.852	99.9339	06/29/2022	30,000,000.00	29,970,958.33	29,980,166.66	0.00
77119MFP7	Roche Holdings, Inc.	0.852	99.9481	06/23/2022	30,000,000.00	29,979,458.33	29,984,416.66	0.00
89233HF33	Toyota Motor Credit Corporation	0.842	99.9953	06/03/2022	25,000,000.00	24,978,416.67	24,998,833.33	0.00
---	---	0.925	99.7627	08/12/2022	1,095,000,000.00	1,090,943,376.40	1,092,391,716.68	(20,166.66)

FHLMC

Identifier	Description	Yield	Price	Final Maturity	Par Value	Principle Value	Market Value	Net Unrealized Gain/Loss
31378XQY1	FHMS K-064 A2	3.154	99.9990	03/25/2027	1,000,000.00	1,001,760.00	999,990.00	(1,760.91)
31378XQY1	FHMS K-064 A2	3.154	99.9990	03/25/2027	1,000,000.00	1,001,760.00	999,990.00	(1,760.91)

FNMA

Identifier	Description	Yield	Price	Final Maturity	Par Value	Principle Value	Market Value	Net Unrealized Gain/Loss
3138LCHR9	FEDERAL NATIONAL MORTGAGE ASSOC	4.174	99.5396	12/01/2025	15,000,000.00	14,392,987.86	14,930,942.40	534,650.43
3138LCHR9	FEDERAL NATIONAL MORTGAGE ASSOC	4.174	99.5396	12/01/2025	15,000,000.00	14,392,987.86	14,930,942.40	534,650.43

MMFUND

Identifier	Description	Yield	Price	Final Maturity	Par Value	Principle Value	Market Value	Net Unrealized Gain/Loss
949921126	ALLSPRING GOVT MM SEL	0.650	1.0000	05/31/2022	1,000,000.00	1,000,000.00	1,000,000.00	0.00
RIVCOWOBMMF	Bank of the West MMF	0.700	1.0000	05/31/2022	1,000,000.00	1,000,000.00	1,000,000.00	0.00
09248U700	BLKRR LQ:FEDFUND INSTL	0.730	1.0000	05/31/2022	1,000,000.00	1,000,000.00	1,000,000.00	0.00
608919718	FEDERATED HRMS GV O PRMR	0.700	1.0000	05/31/2022	1,000,000.00	1,000,000.00	1,000,000.00	0.00
31607A703	FIDELITY IMM:GOVT INSTL	0.660	1.0000	05/31/2022	1,000,000.00	1,000,000.00	1,000,000.00	0.00
38141W273	GOLDMAN:FS GOVT INST	0.660	1.0000	05/31/2022	1,000,000.00	1,000,000.00	1,000,000.00	0.00
48123X819	JPMORGAN:PRIME MM EMPWR	0.810	1.0002	05/31/2022	249,900,039.99	250,000,000.00	249,950,019.99	(49,980.01)
4812CA538	JPMORGAN:US GVT MM EMPWR	0.750	1.0000	05/31/2022	296,000,000.00	296,000,000.00	296,000,000.00	0.00

61747C707	MORG STAN I LGQV I	0.720	1.0000	05/31/2022	49,990,002.00	50,000,000.00	49,990,002.00	(9,998.00)
85749T517	SS INST INV:US GV MM OPP	0.710	1.0000	05/31/2022	1,000,000.00	1,000,000.00	1,000,000.00	0.00
---	---	<b>0.772</b>	<b>1.0001</b>	<b>05/31/2022</b>	<b>602,890,041.99</b>	<b>603,000,000.00</b>	<b>602,940,021.99</b>	<b>(59,978.01)</b>

**MUNI**

Identifier	Description	Yield	Price	Final Maturity	Par Value	Principle Value	Market Value	Net Unrealized Gain/Loss
074437HA5	BEAUMONT CALIF UNI SCH DIST	0.690	94.6520	08/01/2024	275,000.00	275,000.00	260,293.00	(14,707.00)
074437HB3	BEAUMONT CALIF UNI SCH DIST	1.109	93.3070	08/01/2025	500,000.00	500,000.00	466,535.00	(33,465.00)
074437GY4	BEAUMONT CALIF UNI SCH DIST	0.277	99.7580	08/01/2022	225,000.00	225,000.00	224,455.50	(544.50)
190335LK3	COAST CMNTY COLLEGE DIST CALIF	0.523	99.6900	08/01/2022	225,000.00	225,000.00	224,302.50	(697.50)
419792D29	HAWAII ST	0.422	97.0310	10/01/2023	3,260,000.00	3,260,000.00	3,163,210.60	(96,789.40)
419792A55	HAWAII ST	0.247	99.0840	10/01/2022	10,000,000.00	10,000,000.00	9,908,400.00	(91,600.00)
419792A71	HAWAII ST	0.713	94.5040	10/01/2024	10,000,000.00	10,000,000.00	9,450,400.00	(549,600.00)
419792F84	HAWAII ST	0.713	95.8770	08/01/2024	9,000,000.00	9,000,000.00	8,628,930.00	(371,070.00)
419792F76	HAWAII ST	0.422	97.4630	08/01/2023	15,000,000.00	15,000,000.00	14,619,450.00	(380,550.00)
419792F92	HAWAII ST	1.033	93.4440	08/01/2025	6,250,000.00	6,250,000.00	5,840,250.00	(409,750.00)
419792F68	HAWAII ST	0.247	99.5410	08/01/2022	10,000,000.00	10,000,000.00	9,954,100.00	(45,900.00)
419792A89	HAWAII ST	1.033	98.4440	10/01/2025	12,775,000.00	13,625,815.00	12,576,221.00	(913,463.60)
419792D37	HAWAII ST	0.713	94.5040	10/01/2024	2,500,000.00	2,500,000.00	2,362,600.00	(137,400.00)
419792A63	HAWAII ST	0.422	97.0310	10/01/2023	10,000,000.00	10,000,000.00	9,703,100.00	(296,900.00)
419792C95	HAWAII ST	0.247	99.2140	10/01/2022	2,305,000.00	2,305,000.00	2,286,882.70	(18,117.30)
419792D45	HAWAII ST	1.033	93.0660	10/01/2025	3,660,000.00	3,660,000.00	3,406,215.60	(253,784.40)
56781RKQ9	MARIN CALIF CMNTY COLLEGE DIST	0.176	99.6220	08/01/2022	990,000.00	990,000.00	986,257.80	(3,742.20)
56781RKT3	MARIN CALIF CMNTY COLLEGE DIST	0.763	92.0730	08/01/2025	1,065,000.00	1,065,000.00	980,577.45	(84,422.55)
675383TG8	OCEANSIDE CALIF UNI SCH DIST	0.290	99.7990	08/01/2022	125,000.00	125,000.00	124,748.75	(251.25)
757170U55	REDONDO BEACH CALIF UNI SCH DIST	1.571	97.4520	08/01/2024	500,000.00	500,000.00	487,260.00	(12,740.00)
757170UQ9	REDONDO BEACH CALIF UNI SCH DIST	0.869	99.7860	08/01/2022	265,000.00	265,000.00	264,432.90	(567.10)
757170UR7	REDONDO BEACH CALIF UNI SCH DIST	1.222	98.7010	08/01/2023	260,000.00	260,000.00	256,622.60	(3,377.40)
797508HU5	SAN DIEGUITO CALIF UN HIGH SCH DIST	0.175	99.8080	08/01/2022	1,000,000.00	1,000,000.00	998,080.00	(1,920.00)
797508J16	SAN DIEGUITO CALIF UN HIGH SCH DIST	0.275	97.3340	08/01/2023	425,000.00	425,000.00	413,669.50	(11,330.50)
797508J58	SAN DIEGUITO CALIF UN HIGH SCH DIST	0.175	99.8080	08/01/2022	425,000.00	425,000.00	424,184.00	(816.00)
797508HV3	SAN DIEGUITO CALIF UN HIGH SCH DIST	0.275	97.3340	08/01/2023	1,000,000.00	1,000,000.00	973,340.00	(26,660.00)
79773KGV0	SAN FRANCISCO CALIF CITY & CNTY	0.141	99.9730	06/15/2022	29,250,000.00	29,277,495.00	29,242,102.50	(9,123.39)
799017XT0	SAN MATEO CALIF UN HIGH SCH DIST	0.256	99.9120	09/01/2023	500,000.00	500,000.00	484,560.00	(15,440.00)
799017XS2	SAN MATEO CALIF UN HIGH SCH DIST	0.166	99.3840	09/01/2022	500,000.00	500,000.00	496,920.00	(3,080.00)
7994082B4	SAN RAMON VALLEY CALIF UNI SCH DIST	0.202	99.8180	08/01/2022	1,000,000.00	1,000,000.00	998,180.00	(1,820.00)
7994082E8	SAN RAMON VALLEY CALIF UNI SCH DIST	0.967	93.4140	08/01/2025	4,505,000.00	4,505,000.00	4,208,300.70	(296,699.30)
8014952P6	SANTA CLARA CALIF UNI SCH DIST	0.210	97.7730	07/01/2023	2,870,000.00	2,870,000.00	2,806,085.10	(63,914.90)
8014952N1	SANTA CLARA CALIF UNI SCH DIST	0.160	99.9310	07/01/2022	8,770,000.00	8,770,000.00	8,763,948.70	(6,051.30)
802498YV5	SANTA MONICA-MALIBU UNI SCH DIST C	0.396	94.8130	08/01/2024	1,000,000.00	1,000,000.00	948,130.00	(51,870.00)
802498YV9	SANTA MONICA-MALIBU UNI SCH DIST C	0.142	99.5660	08/01/2022	1,000,000.00	1,000,000.00	995,660.00	(4,340.00)
802498Y22	SANTA MONICA-MALIBU UNI SCH DIST C	0.669	93.1000	08/01/2025	1,000,000.00	1,000,000.00	931,000.00	(69,000.00)
826239FY6	SIERRA CALIF JT CMNTY COLLEGE DIST	0.344	94.1260	08/01/2024	500,000.00	500,000.00	470,630.00	(29,370.00)
826239GF6	SIERRA CALIF JT CMNTY COLLEGE DIST	0.179	99.8170	08/01/2022	205,000.00	205,000.00	204,624.85	(375.15)
826239FW0	SIERRA CALIF JT CMNTY COLLEGE DIST	0.179	99.8030	08/01/2022	260,000.00	260,000.00	259,487.80	(512.20)
826239FX8	SIERRA CALIF JT CMNTY COLLEGE DIST	0.229	97.2110	08/01/2023	260,000.00	260,000.00	252,748.60	(7,251.40)
826239GH2	SIERRA CALIF JT CMNTY COLLEGE DIST	0.354	94.5840	08/01/2024	720,000.00	720,000.00	681,004.80	(38,995.20)
882724XK8	TEXAS ST	0.794	95.0850	10/01/2024	5,810,000.00	5,810,000.00	5,524,438.50	(285,561.50)
882724XJ1	TEXAS ST	0.508	97.2440	10/01/2023	4,745,000.00	4,745,000.00	4,614,227.80	(130,772.20)
923035BS7	VENTURA CNTY CALIF	0.136	99.9120	07/01/2022	80,000,000.00	80,085,900.00	79,929,600.00	(77,875.86)
93974EF3	WASHINGTON ST	0.470	94.0200	08/01/2024	14,995,000.00	14,995,000.00	14,098,299.00	(896,701.00)
987388GU3	YOSEMITE CALIF CMNTY COLLEGE DIST	1.440	96.7480	08/01/2024	700,000.00	700,000.00	677,236.00	(22,764.00)
987388GS8	YOSEMITE CALIF CMNTY COLLEGE DIST	0.790	99.8750	08/01/2022	300,000.00	300,000.00	299,625.00	(375.00)
987388GT6	YOSEMITE CALIF CMNTY COLLEGE DIST	1.140	98.3430	08/01/2023	750,000.00	750,000.00	737,572.50	(12,427.50)
---	---	<b>0.384</b>	<b>98.0679</b>	<b>06/06/2023</b>	<b>261,670,000.00</b>	<b>262,634,210.00</b>	<b>256,608,900.75</b>	<b>(5,784,485.60)</b>

**Open-End Fund**

Identifier	Description	Yield	Price	Final Maturity	Par Value	Principle Value	Market Value	Net Unrealized Gain/Loss
CLTRSF	CALTRUST	0.740	1.0086	---	93,213,169.12	94,017,200.84	94,017,200.84	(0.00)
<b>CLTRSF</b>	<b>CALTRUST</b>	<b>0.740</b>	<b>1.0086</b>	<b>---</b>	<b>93,213,169.12</b>	<b>94,017,200.84</b>	<b>94,017,200.84</b>	<b>(0.00)</b>

**SUPRANATIONAL**

Identifier	Description	Yield	Price	Final Maturity	Par Value	Principle Value	Market Value	Net Unrealized Gain/Loss
459053D92	INTERNATIONAL BANK FOR RECONSTRU	0.160	99.6909	08/31/2022	25,000,000.00	24,971,444.44	24,922,725.00	(67,163.89)
45906M3C3	INTERNATIONAL BANK FOR RECONSTRU	2.540	99.5022	03/28/2024	3,895,000.00	3,873,763.14	3,875,610.69	615.99
45950VPQ3	INTERNATIONAL FINANCE CORP	0.273	94.5880	08/22/2024	25,000,000.00	24,980,250.00	23,647,000.00	(1,340,415.23)
45950VQG4	INTERNATIONAL FINANCE CORP	0.484	94.1811	09/23/2024	25,000,000.00	24,967,250.00	23,545,275.00	(1,429,475.23)
45950VQZ2	INTERNATIONAL FINANCE CORP	0.829	97.7140	01/19/2024	25,000,000.00	24,980,825.00	24,428,500.00	(555,818.53)
45950VRA6	INTERNATIONAL FINANCE CORP	1.099	94.9250	01/21/2025	25,000,000.00	24,956,750.00	23,731,250.00	(1,230,669.48)
45950VQL3	INTERNATIONAL FINANCE CORPORATIC	0.719	95.3730	10/29/2024	25,000,000.00	24,971,175.00	23,843,250.00	(1,133,579.54)
---	---	<b>0.643</b>	<b>96.1651</b>	<b>04/29/2024</b>	<b>153,895,000.00</b>	<b>153,701,457.58</b>	<b>147,993,610.69</b>	<b>(5,756,505.90)</b>

**T-BILL**

Identifier	Description	Yield	Price	Final Maturity	Par Value	Principle Value	Market Value	Net Unrealized Gain/Loss
912796J42	UNITED STATES TREASURY	0.071	99.9763	06/16/2022	50,000,000.00	49,964,661.67	49,988,125.00	(10,414.58)
912796M71	UNITED STATES TREASURY	0.269	99.6851	09/08/2022	25,000,000.00	24,955,097.22	24,921,281.25	(60,500.00)
912796M89	UNITED STATES TREASURY	0.235	99.5449	10/06/2022	260,000,000.00	259,526,513.54	258,816,784.20	(970,768.61)
912796N96	UNITED STATES TREASURY	0.530	99.3865	11/03/2022	85,000,000.00	84,700,072.22	84,478,489.30	(330,774.59)
912796P94	UNITED STATES TREASURY	0.244	99.2019	12/01/2022	25,000,000.00	24,939,333.25	24,800,479.25	(169,020.71)
912796R43	UNITED STATES TREASURY	0.158	99.9649	06/23/2022	25,000,000.00	24,980,258.00	24,991,215.25	(6,398.35)
912796R50	UNITED STATES TREASURY	0.208	99.9440	06/30/2022	75,000,000.00	74,923,465.27	74,958,010.50	(29,604.08)

912796R27	UNITED STATES TREASURY	0.381	99.0564	12/29/2022	50,000,000.00	49,810,416.67	49,528,180.50	(361,923.67)
912796S42	UNITED STATES TREASURY	0.358	99.8813	07/21/2022	25,000,000.00	24,955,448.00	24,970,312.50	(17,447.94)
912796S34	UNITED STATES TREASURY	1.338	98.8813	01/26/2023	150,000,000.00	148,337,011.46	148,322,020.50	(375,222.04)
912796W21	UNITED STATES TREASURY	0.539	99.9667	06/21/2022	50,000,000.00	49,912,320.14	49,983,333.50	(1,930.39)
912796T58	UNITED STATES TREASURY	0.708	99.7521	08/25/2022	130,000,000.00	129,549,152.08	129,677,707.90	(108,729.60)
912796T33	UNITED STATES TREASURY	1.530	98.7243	02/23/2023	80,000,000.00	78,916,539.23	78,979,466.40	(134,149.22)
912796X20	UNITED STATES TREASURY	0.620	99.8860	07/19/2022	50,000,000.00	49,899,180.56	49,943,000.00	(16,333.34)
912796U56	UNITED STATES TREASURY	0.986	99.6296	09/22/2022	40,000,000.00	39,808,551.11	39,851,844.40	(26,617.82)
912796U31	UNITED STATES TREASURY	1.652	98.5496	03/23/2023	35,000,000.00	34,441,952.58	34,492,354.05	(45,929.93)
912796U64	UNITED STATES TREASURY	1.091	99.5700	09/29/2022	50,000,000.00	49,747,125.00	49,785,000.00	(36,500.00)
912796W70	UNITED STATES TREASURY	1.532	99.2453	11/25/2022	10,000,000.00	9,923,750.00	9,924,529.20	(1,720.80)

---	<b>UNITED STATES TREASURY</b>	<b>0.665</b>	<b>99.4594</b>	<b>10/13/2022</b>	<b>1,215,000,000.00</b>	<b>1,209,290,848.00</b>	<b>1,208,412,133.70</b>	<b>(2,703,985.66)</b>
-----	-------------------------------	--------------	----------------	-------------------	-------------------------	-------------------------	-------------------------	-----------------------

**US GOV**

Identifier	Description	Yield	Price	Final Maturity	Par Value	Principle Value	Market Value	Net Unrealized Gain/Loss
912828T6	UNITED STATES TREASURY	1.482	100.0469	11/15/2022	50,000,000.00	50,035,156.25	50,023,437.50	(8,821.26)
912828V3	UNITED STATES TREASURY	2.080	99.6250	05/15/2023	50,000,000.00	49,837,890.63	49,812,500.00	(32,516.32)
912828P46	UNITED STATES TREASURY	0.734	95.8438	02/15/2026	20,000,000.00	20,867,575.63	19,168,750.00	(1,479,327.68)
912828R69	UNITED STATES TREASURY	2.156	99.4844	05/31/2023	15,000,000.00	14,915,039.06	14,922,656.25	831.63
912828S92	UNITED STATES TREASURY	0.334	98.8906	07/31/2023	50,000,000.00	50,818,359.38	49,445,312.50	(1,086,495.97)
912828T91	UNITED STATES TREASURY	1.064	99.0469	10/31/2023	30,000,000.00	30,392,968.75	29,714,062.50	(517,826.26)
912828W71	UNITED STATES TREASURY	2.395	99.3750	03/31/2024	30,000,000.00	29,842,968.75	29,812,500.00	(43,787.41)
912828XT2	UNITED STATES TREASURY	2.567	98.9844	05/31/2024	10,000,000.00	9,883,984.38	9,898,437.50	8,141.39
912828A45	UNITED STATES TREASURY	0.254	100.5313	02/28/2023	25,000,000.00	25,803,710.94	25,132,812.50	(308,822.60)
912828A56	UNITED STATES TREASURY	2.071	100.6094	05/31/2023	65,000,000.00	65,479,687.50	65,396,093.75	(36,096.43)
912828A48	UNITED STATES TREASURY	2.799	100.4375	05/31/2025	15,000,000.00	15,033,398.44	15,065,625.00	33,203.64
912828K2	UNITED STATES TREASURY	2.300	100.8125	10/31/2023	10,000,000.00	10,085,937.50	10,081,250.00	(1,911.27)
912828A1	UNITED STATES TREASURY	0.108	100.0313	06/15/2022	50,000,000.00	50,394,531.25	50,015,625.00	(15,937.50)
912828YV6	UNITED STATES TREASURY	1.747	97.1875	11/30/2024	25,000,000.00	24,296,078.13	24,296,875.00	(553,663.22)
912828Z29	UNITED STATES TREASURY	0.581	99.8594	01/15/2023	100,000,000.00	100,902,343.75	99,859,375.00	(712,109.38)
912828ZC7	UNITED STATES TREASURY	0.540	95.8750	02/28/2025	10,000,000.00	10,231,250.00	9,587,500.00	(571,484.40)
912828ZF0	UNITED STATES TREASURY	0.633	93.9844	03/31/2025	50,000,000.00	49,738,281.25	46,992,187.50	(2,822,050.14)
912828ZH6	UNITED STATES TREASURY	0.266	98.4375	04/15/2023	25,000,000.00	24,994,140.63	24,609,375.00	(387,193.55)
912828ZL7	UNITED STATES TREASURY	0.445	93.4375	04/30/2025	15,000,000.00	14,956,640.63	14,015,625.00	(954,121.16)
912828ZP8	UNITED STATES TREASURY	0.293	98.1094	05/15/2023	50,000,000.00	49,867,187.50	49,054,687.50	(865,210.68)
912828ZS2	UNITED STATES TREASURY	2.845	89.1406	05/31/2027	20,000,000.00	17,828,906.25	17,828,125.00	(1,970.24)
912828ZU7	UNITED STATES TREASURY	0.469	98.0313	06/15/2023	50,000,000.00	49,830,078.13	49,015,625.00	(870,994.03)
912828Z1	UNITED STATES TREASURY	0.108	99.9219	06/30/2022	55,000,000.00	55,011,132.81	54,957,031.25	(43,689.37)
912828AB7	UNITED STATES TREASURY	0.675	92.4375	07/31/2025	25,000,000.00	24,537,109.38	23,109,375.00	(1,559,275.57)
912828AC6	UNITED STATES TREASURY	0.725	99.7188	08/31/2022	50,000,000.00	49,841,796.87	49,859,375.00	(66,611.29)
912828AM3	UNITED STATES TREASURY	0.882	92.0000	09/30/2025	50,000,000.00	48,768,554.69	46,000,000.00	(2,966,789.18)
912828AP6	UNITED STATES TREASURY	2.274	97.0781	10/15/2023	10,000,000.00	9,687,109.38	9,707,812.50	(4,029.04)
912828AX9	UNITED STATES TREASURY	0.318	99.2813	11/30/2022	50,000,000.00	49,906,250.00	49,640,625.00	(311,446.63)
912828BC4	UNITED STATES TREASURY	0.700	91.8125	12/31/2025	25,000,000.00	24,652,343.75	22,953,125.00	(1,760,479.76)
912828BD2	UNITED STATES TREASURY	0.431	99.0938	12/31/2022	50,000,000.00	49,849,609.38	49,546,875.00	(364,013.52)
912828BG5	UNITED STATES TREASURY	0.509	98.8906	01/31/2023	175,000,000.00	174,317,382.82	173,058,593.75	(1,493,973.58)
912828BH3	UNITED STATES TREASURY	1.355	91.5938	01/31/2026	35,000,000.00	33,653,515.64	32,057,812.50	(1,705,878.50)
912828BM2	UNITED STATES TREASURY	0.219	96.2031	02/15/2024	25,000,000.00	24,930,664.06	24,050,781.25	(909,337.73)
912828BN0	UNITED STATES TREASURY	0.301	98.6719	02/28/2023	50,000,000.00	49,882,812.50	49,335,937.50	(598,610.75)
912828BQ3	UNITED STATES TREASURY	0.591	91.8281	02/28/2026	20,000,000.00	19,910,508.60	18,365,625.00	(1,567,253.81)
912828BR1	UNITED STATES TREASURY	0.287	96.1719	03/15/2024	50,000,000.00	49,945,312.50	48,085,937.50	(1,881,146.19)
912828BT7	UNITED STATES TREASURY	0.715	92.5625	03/31/2026	25,000,000.00	25,039,062.50	23,140,625.00	(1,892,355.35)
912828BU4	UNITED STATES TREASURY	0.180	98.4688	03/31/2023	125,000,000.00	124,886,718.76	123,085,937.50	(1,857,342.54)
912828BX8	UNITED STATES TREASURY	0.307	98.2031	04/30/2023	25,000,000.00	24,930,664.06	24,550,781.25	(407,692.01)
912828CC1	UNITED STATES TREASURY	0.440	98.0156	05/31/2023	50,000,000.00	49,767,578.13	49,007,812.50	(835,639.85)
912828CC8	UNITED STATES TREASURY	0.897	92.5625	06/30/2026	55,000,000.00	54,939,846.49	50,909,375.00	(4,041,513.35)
912828CC9	UNITED STATES TREASURY	0.384	97.6094	07/31/2023	25,000,000.00	24,885,742.19	24,402,343.75	(522,602.82)
912828CW9	UNITED STATES TREASURY	0.867	91.7188	08/31/2026	50,000,000.00	49,717,799.06	45,859,375.00	(3,898,702.42)
912828CX7	UNITED STATES TREASURY	0.439	95.0313	09/15/2024	50,000,000.00	49,905,273.44	47,515,625.00	(2,412,000.95)
912828CZ2	UNITED STATES TREASURY	1.624	92.0781	09/30/2026	35,000,000.00	33,839,388.29	32,227,343.75	(1,666,423.43)
912828DA6	UNITED STATES TREASURY	2.166	97.3906	09/30/2023	75,000,000.00	72,887,695.31	73,042,968.75	(85,975.30)
912828DB4	UNITED STATES TREASURY	0.754	95.4063	10/15/2024	25,000,000.00	24,905,273.44	23,851,562.50	(1,073,090.78)
912828DG3	UNITED STATES TREASURY	2.884	92.9688	10/31/2026	10,000,000.00	9,258,203.13	9,296,875.00	19,846.81
912828DM0	UNITED STATES TREASURY	2.495	97.2813	11/30/2023	15,000,000.00	14,530,664.06	14,592,187.50	28,797.63
912828CE2	UNITED STATES TREASURY	2.358	99.5781	03/31/2024	10,000,000.00	9,979,021.95	9,957,812.50	(22,988.71)
912828EF4	UNITED STATES TREASURY	2.503	98.5625	03/31/2027	50,000,000.00	49,994,140.63	49,281,250.00	(713,089.58)
912828EH0	UNITED STATES TREASURY	2.647	99.7500	04/15/2025	10,000,000.00	9,993,750.00	9,975,000.00	(19,001.60)
912828ER8	UNITED STATES TREASURY	2.502	99.9219	05/31/2024	20,000,000.00	19,999,218.75	19,984,375.00	(14,844.82)

---	<b>UNITED STATES TREASURY</b>	<b>0.912</b>	<b>97.4021</b>	<b>02/01/2024</b>	<b>2,090,000,000.00</b>	<b>2,080,799,257.30</b>	<b>2,035,158,593.75</b>	<b>(45,871,494.26)</b>
-----	-------------------------------	--------------	----------------	-------------------	-------------------------	-------------------------	-------------------------	------------------------

**Summary**

Identifier	Description	Yield	Price	Final Maturity	Par Value	Principle Value	Market Value	Net Unrealized Gain/Loss
---	---	<b>0.858</b>	<b>92.2174</b>	<b>08/12/2023</b>	<b>11,718,277,461.10</b>	<b>11,683,069,722.58</b>	<b>11,498,067,095.38</b>	<b>(189,446,682.25)</b>





COUNTY OF RIVERSIDE  
TREASURER-TAX COLLECTOR  
CAPITAL MARKETS

COUNTY ADMINISTRATIVE CENTER  
4080 LEMON STREET,  
4TH FLOOR,  
RIVERSIDE, CA 92502-2205

[WWW.COUNTYTREASURER.ORG](http://WWW.COUNTYTREASURER.ORG)