

**SUBMITTAL TO THE BOARD OF SUPERVISORS
COUNTY OF RIVERSIDE, STATE OF CALIFORNIA**



ITEM: 3.39
(ID # 19580)

MEETING DATE:
Tuesday, October 04, 2022

FROM : TLMA-TRANSPORTATION:

SUBJECT: TRANSPORTATION AND LAND MANAGEMENT AGENCY/TRANSPORTATION:
Notice of Completion – Limonite Avenue at Interstate 15 (I-15) Interchange Improvements Project, Cities of Eastvale and Jurupa Valley. District 2. [\$0]

RECOMMENDED MOTION: That the Board of Supervisors:

1. Accept as complete the construction of Limonite Avenue at I-15 Interchange Improvements Project, Districts 2;
2. Authorize the Chair of the Board to execute the Notice of Completion on behalf of the County; and
3. Direct the Clerk of the Board to record the Notice of Completion.


ACTION:Policy


Mark Lancaster, Director of Transportation 8/16/2022

MINUTES OF THE BOARD OF SUPERVISORS

On motion of Supervisor Perez, seconded by Supervisor Jeffries and duly carried by unanimous vote, IT WAS ORDERED that the above matter is approved as recommended.

Ayes: Jeffries, Spiegel, Washington, Perez and Hewitt
Nays: None
Absent: None
Date: October 4, 2022
xc: TLMA-Transp., Recorder

Kecia R. Harper
Clerk of the Board
By: 
Deputy

**SUBMITTAL TO THE BOARD OF SUPERVISORS COUNTY OF RIVERSIDE,
STATE OF CALIFORNIA**

FINANCIAL DATA	Current Fiscal Year:	Next Fiscal Year:	Total Cost:	Ongoing Cost
COST	\$ 0	\$ 0	\$ 0	\$ 0
NET COUNTY COST	\$ 0	\$ 0	\$ 0	\$ 0
SOURCE OF FUNDS: N/A			Budget Adjustment:	No
			For Fiscal Year:	22/23

C.E.O. RECOMMENDATION: Approve

BACKGROUND:

Summary

By Minute Order 3.68 of June 26, 2018, the Board of Supervisors entered into a contract with Guy F. Atkinson of Irvine, California for the construction of Limonite Avenue at Interstate I-15 Interchange Improvements Project, in the Cities of Eastvale and Jurupa Valley, District 2.

The original authorized amount of the contract was \$39,063,043. The total value of work came in at \$39,550,359 which is 1.2% more than the originally authorized amount and was the result of contract change orders and bid quantity adjustments. The contract change orders are discussed in detail in the attached Contract Change Order Report. For this project, there were several major factors that resulted in contract change orders for this project:

- Traffic control during night closures, full freeway closures, maintaining traffic, supply detours, temporary signage, k-rail. (\$444,100)
- Early milestone completion incentive (\$250,000)
- Plan revisions, architectural revisions and value engineering (\$77,845)
- Unforeseen work including drainage, fencing, manmade objects, grading work, utility conflicts, signal and electrical (\$687,510)
- Utility project delays, Caltrans Safety Committee recommendations and Establish Dispute Resolution Board (\$234,805)
- Concrete channel, vehicle maintenance pullouts, temporary ramp and JPCP panels (\$270,162)
- Erosion control, weed removal, hydroseed and fiber rolls (\$298,505)
- Bid quantity increases and decreases for various items (-\$1,758,824)

The work was completed in conformance with the plans and specifications and the contractor was granted relief of maintenance on April 17, 2020.

Project Number A3-0393

Impact on Residents and Businesses

**SUBMITTAL TO THE BOARD OF SUPERVISORS COUNTY OF RIVERSIDE,
STATE OF CALIFORNIA**

The improvements benefit the project area by reducing traffic congestion and improving overall traffic flow within the interchange and on Interstate 15 for the current and future residents and businesses within the project region.

Additional Fiscal Information

Budget

Original Contract Amount		\$39,063,043
Total Change Orders Authorized	1.3%	\$504,103
Estimated Pending Change Orders	0.0%	\$0
Authorized Contract Amount		\$39,567,146
* Quantity Adjustments	0.0%	(\$16,787)
+ CCO FA Adjustments	0.0%	\$0
Total Value of Work	101.2%	\$39,550,359

Expenditures

Total Progress Payments	\$39,550,359
Estimated Pending Payments	\$0
Total Expenditures	\$39,550,359

(Over)/Under Contract Amount	\$0
------------------------------	-----

+ Change Orders using the Force Account method of payment issued prior to the work being completed generally do not use the total authorized amount.

* Caltrans Standard Specifications 9-1.06 (Changed Quantity Payment Adjustments). Increases or decreases in the quantity of a contract item of work will be determined by comparing the total pay quantity of such item of work with the Engineer's Estimate. If the total pay quantity of any item of work required under the contract varies from the Engineer's Estimate by 25 percent or less, payment will be made for the quantity of work of said item performed at the contract unit price, unless eligible for adjustment pursuant to Section 9-1.15, "Work-Character Changes."

Contract History and Price Reasonableness

**SUBMITTAL TO THE BOARD OF SUPERVISORS COUNTY OF RIVERSIDE,
STATE OF CALIFORNIA**

Nine bids were received on May 2, 2018 ranging from \$39,063,043 to \$50,330,289. The basis for the selection of a contractor is the lowest responsive and responsible bid. The lowest responsive and responsible bid was submitted by Guy F. Atkinson in the amount of \$39,063,043, which was \$12,114,534 (23.67%) lower than the Engineer's Estimate.

ATTACHMENTS:

Change Order Report
Vicinity Map
Progress Estimate Report
Notice of Completion



Jason Farin, Principal Management Analyst 9/27/2022



Kristine Bell-Valdez, Supervising Deputy County Counsel 9/13/2022

PLEASE COMPLETE THIS INFORMATION
RECORDING REQUESTED BY:

KECIA R. HARPER, CLERK OF THE BOARD
RIVERSIDE CO. CLERK OF THE BOARD
4080 LEMON STREET, 1ST FLOOR CAC
P O BOX 1147 - RIVERSIDE, CA 92502
MAIL STOP # 1010

AND WHEN RECORDED MAIL TO:

RETURN TO: **STOP #1010**
RIVERSIDE COUNTY CLERK OF THE BOARD
P. O. BOX 1147 - RIVERSIDE, CA 92502

2022-0425739

10/12/2022 09:45 AM Fee: \$ 0.00

Page 1 of 2

Recorded in Official Records
County of Riverside
Peter Aldana
Assessor-County Clerk-Recorder



779

THIS SPACE FOR RECORDERS USE ONLY

NOTICE OF COMPLETION

To be recorded with County Recorder
within 10 days after completion.
No recording fee.

Notice is hereby given by the undersigned owner, a public entity of the State of California, that a public work of improvement has been completed, as follows:

Project title or description of work: Limonite Avenue at Interstate 15 (I-15) Interchange Improvements Project,
Project No. A3-0393

Date of Completion: Date Hereof

Nature of owner: County of Riverside, public entity

Interest or estate of owner: Public Road Right-of-Way

Address of owner: Clerk of the Board of Supervisors, County Administrative Center
4080 Lemon Street, 8th Floor, Riverside, CA 92501

Name and Address of contractor: Guy F. Atkinson, 18201 Von Karman, Suite 800, Irvine, CA 92612

Street or legal description of site: Limonite Avenue at I-15 Interchange, Cities of Eastvale and Jurupa Valley

Dated: 10/4/22

Owner: County of Riverside
(Name of Public Entity)

By: [Signature]
Chair, Board of Supervisors

STATE OF CALIFORNIA)

COUNTY OF RIVERSIDE)

I am the Chair of the governing board of the County of Riverside, the public entity which executed the foregoing notice and on whose behalf I make this verification; I have read this notice, know its contents, and the same is true. I certify under penalty of perjury that the foregoing is true and correct.

Executed at Riverside, California on October 4th, 22 (Date)

JEFF HEWITT

Chair of the Board of Supervisors

ATTEST: Kecia R. Harper, Clerk

By: [Signature]
Deputy

FORM APPROVED COUNTY COUNCIL
BY: [Signature]
DANIEL

OCT 04 2022 3:39

**PETER ALDANA
COUNTY OF RIVERSIDE
ASSESSOR-COUNTY CLERK-RECORDER**


Recorder
P.O. Box 751
Riverside, CA 92502-0751
(951) 486-7000
www.riversideacr.com

CERTIFICATION

Pursuant to the provisions of Government Code 27361.7, I certify under the penalty of perjury that the following is a true copy of illegible wording found in the attached document:

(Print or type the page number(s) and wording below):

CLARIFICATION FOR SEAL for the Riverside County Board of Supervisors
(EMBOSSSED ON DOCUMENT)



Date: 10/7/22

Signature: Priscilla Rasso

Print Name: Priscilla Rasso, Board Assistant

PLEASE COMPLETE THIS INFORMATION
RECORDING REQUESTED BY:

KECIA R. HARPER, CLERK OF THE BOARD
RIVERSIDE CO. CLERK OF THE BOARD
4080 LEMON STREET, 1ST FLOOR CAC
P O BOX 1147 - RIVERSIDE, CA 92502

MAIL STOP # 1010

AND WHEN RECORDED MAIL TO:

RETURN TO: **STOP #1010**
RIVERSIDE COUNTY CLERK OF THE BOARD
P. O. BOX 1147 - RIVERSIDE, CA 92502

THIS SPACE FOR RECORD

COPY

Sent to
Recorders
10/7/22

NOTICE OF COMPLETION

To be recorded with County Recorder
within 10 days after completion.
No recording fee.

Notice is hereby given by the undersigned owner, a public entity of the State of California, that a public work of improvement has been completed, as follows:

Project title or description of work: Limonite Avenue at Interstate 15 (I-15) Interchange Improvements Project,
Project No. A3-0393

Date of Completion: Date Hereof

Nature of owner: County of Riverside, public entity

Interest or estate of owner: Public Road Right-of-Way

Address of owner: Clerk of the Board of Supervisors, County Administrative Center
4080 Lemon Street, 8th Floor, Riverside, CA 92501

Name and Address of contractor: Guy F. Atkinson, 18201 Von Karman, Suite 800, Irvine, CA 92612

Street or legal description of site: Limonite Avenue at I-15 Interchange, Cities of Eastvale and Jurupa Valley

Dated: 10/4/22

Owner: County of Riverside
(Name of Public Entity)

By: Jeff Hewitt
Chair, Board of Supervisors

STATE OF CALIFORNIA)

COUNTY OF RIVERSIDE)

I am the Chair of the governing board of the County of Riverside, the public entity which executed the foregoing notice and on whose behalf I make this verification; I have read this notice, know its contents, and the same is true. I certify under penalty of perjury that the foregoing is true and correct.

Executed at Riverside, California on October 4th, 2022 (Date)

JEFF HEWITT

Chair of the Board of Supervisors

ATTEST: KECIA R. HARPER, Clerk
By: Diana Smith
Deputy

FORM APPROVED COUNTY COUNCIL
BY: DAVID
MALAND

OCT 04 2022 3.39

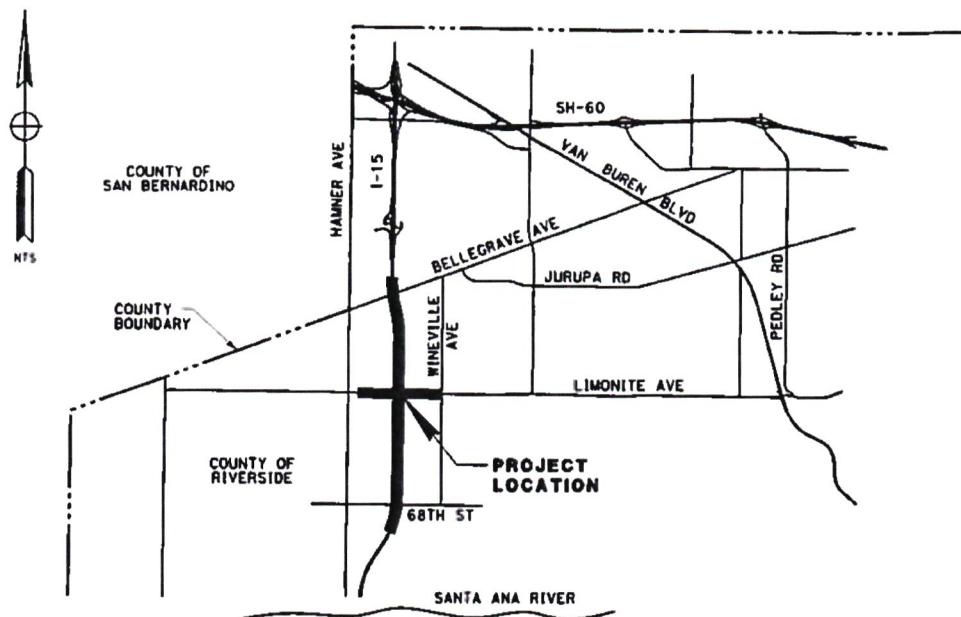
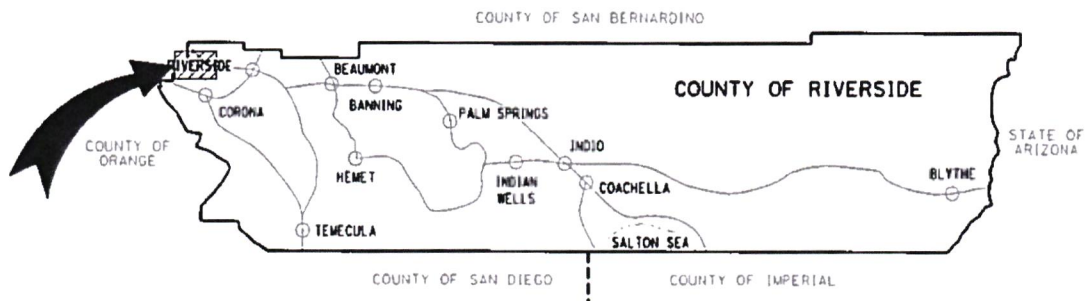
COUNTY OF RIVERSIDE
TRANSPORTATION DEPARTMENT

LIMONITE AVE AT INTERSTATE 15

INTERCHANGE IMPROVEMENTS

IN THE CITY OF EASTVALE AND THE CITY OF JURUPA VALLEY

PROJECT No. A3-0393



VICINITY MAP

TOWNSHIP 28 RANGE 8W SECTION 10/30
COUNTY ROAD BOOK PAGE No. 14E

CHANGE ORDER REPORT
(Limonite Avenue at I-15 Interchange Project)

CCO #	Amount	Percent	Description
	Original Contract Amount \$39,063,043.00		
1	\$0	0.00%	This is a no-cost change order that documents the striping taper design changes and coordinate revising taper length as it ties to the ongoing I-15 Freeway widening – DB project and insure a safe transition to their project.
2	\$50,000	0.13%	Extra work that was requested by Caltrans, Cities of Jurupa Valley and Eastvale to enhanced safety for the traveling public by providing alternate routes during night closures and daily work along the I-15 freeway and Limonite Avenue. The work included, maintaining traffic; supplying detours, temporary signage, k-rail, changes in temporary loops, HMA/OGAC structural section and construction stage improvements.
2S1	\$100,000	0.26%	Extra work that was requested by Caltrans, Cities of Jurupa Valley and Eastvale to enhanced safety for the traveling public by providing alternate routes during night closures and daily work along the I-15 freeway and Limonite Avenue. The work included, maintaining traffic; supplying detours, temporary signage, k-rail and construction stage improvements.
2S2	\$100,000	0.26%	Extra work that was requested by Caltrans, Cities of Jurupa Valley and Eastvale to enhanced safety for the traveling public by providing alternate routes during night closures and daily work along the I-15 freeway and Limonite Avenue. The work included, maintaining traffic; supplying detours, temporary signage, k-rail and construction stage improvements.
2S3	\$38,000	0.10%	Extra work that was requested by Caltrans, Cities of Jurupa Valley and Eastvale to enhanced safety for the traveling public by providing alternate routes during night closures and daily work along the I-15 freeway and Limonite Avenue. The work included, maintaining traffic; supplying detours, temporary signage, k-rail and construction stage improvements.
3	\$25,000	0.06%	Provides compensation for half of all the costs associated with establishing the Disputes Resolution Board referred to as the “DRB” in accordance with Section 5-1.43E (3).
4	\$50,000	0.13%	The Contractor was entitled an incentive, per Addendum No. 3, Item for early milestone completion per Addendum No. 3, Item 4: 00-1.05A – “Liquidated Damages”. Temporary loop ramps were constructed 10 days earlier than the milestone completion date of 10/1/18 and temporary ramps were constructed and opened to traffic 19 days earlier than the milestone completion date of 9/11/18.

CHANGE ORDER REPORT
(Limonite Avenue at I-15 Interchange Project)

5	\$156,100	0.40%	Extra work associated with freeway crossover and detours needed to facilitate the I-15 full freeway closures for the erection and removal of the falsework system for the Stage 1 bridge placement.
6	\$35,500	0.09%	Compensates the contractor for removing existing concrete channel as shown on the plans, eliminating Contract Pay Item No. 143, resulting in a credit to the County. Removal of Cement Treated Base "CTB" from different locations encountered on the project was also necessary.
6S1	\$10,000	0.03%	Compensates the contractor for removing existing concrete channel as shown on the plans. Contract Pay Item No. 143 "Remove Concrete (Channel)" shows 20 cubic yards to be removed. The existing channel was measured, and actual concrete removal was calculated to be 686.42 cubic yards. Removal of Cement Treated Base "CTB" from different locations encountered on the project was also necessary.
7	(\$201,591)	(0.52%)	A Value Engineering Change Proposal for the alternative pavement section to be used on all rigid and flexible pavement in the project was submitted by the contractor in accordance with Section 4-1.07B, "Value Engineering Change Proposal," of the Standard Specifications.
8	\$53,518	0.14%	Compensates the Contractor for the repair and relocation of a damaged fiber optic cable along the NB Off Ramp and installing an additional pullbox; repair an existing fiber optic cable along the NB off ramp.
8S1	\$1,695	0.00%	Extra work associated with the repair and relocation of an existing damaged fiber optic cable system.
9	\$0	0.00%	This Contract Change Order provides for revision of contract documents; Revise Standard Specification Section 6-1.04C Steel and Iron Materials, to include "Applies to a federal-aid contract only". Because this project is not Federally Funded project, the County is not requiring following Buy America requirements.
10	\$0	0.00%	This Contract Change Order provides for revision of contract documents; Revise project Special Provisions Attachment "C-1" of Addendum 3, Note 27, to remove, "The water pipes to be abandoned shall be removed, disposed and the trench backfilled."
11	\$30,000	0.08%	Unforeseen drainage work was requested by the Engineer. Work that includes, re-adjusting the flow line of Drainage System No. 4 because of a conflict with an existing unknown pipe, additional temporary drainage pipe needed to alleviate flooding along the SB off ramp, removal of the existing drainage system that is in conflict with the new improvements along the SB on ramp, and any other unforeseen drainage work.

CHANGE ORDER REPORT
(Limonite Avenue at I-15 Interchange Project)

11S1	\$115,000	0.29%	Unforeseen drainage work was requested by the Engineer. Work that includes, re-adjusting the flow line of Drainage System No. 4 because of a conflict with an existing unknown pipe, additional temporary drainage pipe needed to alleviate flooding along the SB off ramp, removal of the existing drainage system that is in conflict with the new improvements along the SB on ramp, and any other unforeseen drainage work.
12	\$35,000	0.09%	In coordination between the Riverside County Transportation Commission (RCTC) and the County of Riverside Transportation, compensate the contractor for constructing two additional Maintenance Vehicle Pullouts (MVP) as indicated on the plans supplied by RCTC.
13	(\$3,155)	(0.01%)	A credit was applied to the County for Bid Item No. 168 "Metal Script Lettering (Railing Mounted)" for reducing the bridge metal lettering thickness from 1/2" to 1/4".
14	\$100,000	0.26%	As requested by the Engineer, compensates the contractor for additional electrical work required to complete project improvements. Specifically, the additional work includes the increase in size of the electrical conduit from 2 inches to 4 inches and the additional cost for increasing the size of the temporary traffic signal wood posts for Stage 2B.
14S1	\$105,859	0.27%	Provides additional funds to compensate the contractor for additional electrical and traffic signal work as requested by the Engineer.
15	\$35,000	0.09%	Additional unforeseen work was requested by the Engineer in order to complete project improvements. Some of the unforeseen work includes remove/relocate existing fence along SB off ramp, temporary relocation of water vault and irrigation conduit in conflict with Stage 2A, grading work outside stage construction phase inside the Park & Ride, manmade objects encounter underground in conflict with project improvements.
15S1	\$50,000	0.13%	Provides additional funds to compensate the contractor for additional unforeseen work requested by the Engineer.
16	\$56,980	0.15%	Additional cost was required for materials, labor and production based on blocks and architectural modifications for Sound Wall 1039 as requested by Caltrans.
17	\$200,000	0.51%	The Contractor was entitled an incentive, per Addendum No. 3, Item for early milestone completion per Addendum No. 3, Item 4: 00-1.05A – "Liquidated Damages". Stage 1 construction phase was completed in 10 working days earlier than the milestone of 4/16/18. The contractor also constructed and switched the temporary ramps to traffic on April 2, 2019.
18	\$165,305	0.42%	Revisions were made to the plans for the Park & Ride facility due to property access, deeds, and easements with property owner and utility relocations not being finalized until after the project being awarded the Park & Ride had to be redesigned.

CHANGE ORDER REPORT
(Limonite Avenue at I-15 Interchange Project)

19	\$119,952	0.31%	Early strength concrete in lieu of JPCP concrete mix was used at the SB off ramp during the 10-day closure for sequence of construction Stage 2A of the project. The project plans and specifications did not include provisions for use of early strength concrete in the project. It was imperative to use early strength concrete in order to comply with the allowed time window to re-open the ramps safely and on-time.
20	\$185,000	0.47%	Additional work was performed for re-staging the installation of Drainage System No. 4 (DS4) due to a conflict with an existing Edison conduit along westbound Limonite Avenue. In order to complete critical path activities on time, a portion of DS4, from 80' to 130' south of MH "k", was eliminated from Stage 1C and was completed once the conflicting Edison line was de-energized or removed.
21	\$104,305	0.27%	Compensation for project delays and impacts that occurred after completing the Stage 1 Milestone on April 2, 2019. Cost impacts include working overtime, Saturdays and legal holidays. In addition, direct related costs with idle equipment is also included.
22	(\$53,915)	(0.14%)	Decreased units of Contract Pay Item No. 89 "Grind Existing Concrete Pavement", resulting in a credit to the County. Grinding only the adjacent lane of the new pavement widening was done in order to remain consistent along the I-15 corridor.
23			N/A
24	\$60,306	0.15%	Per the request of the designer, City of Eastvale and the City of Jurupa Valley, the contractor painted and powder coated the chain link railing, fencing and tubular handrailing on the Limonite Ave OC Bridge. The powder coating and painting for the bridge railings were not specified in the contract documents
25			N/A
26	\$30,000	0.08%	Additional work was performed associated with project recommendations made by the Caltrans Safety Committee. The work includes, street sign name changes, placement of additional traffic signs, reconstruct curb by MBGR, installation of additional delineators in front MBGR and MVP, and adjust striping.
26S1	\$75,500	0.19%	Additional work performed associated with project recommendation made by Caltrans Safety Review Committee.

CHANGE ORDER REPORT
(Limonite Avenue at I-15 Interchange Project)

27	(\$291,983)	(0.75%)	Reduction in contract pay items and a balancing of increases and decreases in contract items. The Contractor was also entitled an incentive, per Addendum No. 3, Item 4: 00-1.05A – “Liquidated Damages”, for early milestone completion. Stage 2 construction was completed 10 working days earlier than the milestone completion date of November 19, 2019. The bridge was completed and opened Limonite Avenue and ramps to full traffic on October 20, 2019.
28	\$154,329	0.40%	Additional work was performed per the request of the Jurupa Community Services District (JCSD), City of Jurupa Valley and Caltrans. A dirt maintenance access road was widened per JCSD. The City of Jurupa requested iron fencing be placed along westbound Limonite Avenue between Pats Ranch Road and the Park and Ride. Additional Erosion Control Blanket was also installed at three locations along the NB ramp.
29	(\$14,681)	(0.04%)	A credit was applied to the County was due to modification of application of Seed and Hydromulch in one step instead of two steps as mentioned in Section 21-2.03D “Hydromulch and Hydroseed” of the Standard Specifications.
30	\$15,000	0.04%	The City of Eastvale requested weed removal in the Erosion Control areas that were applied with hydroseed/hydromulch. The hydroseed/hydromulch falls under Section 21-2.03D, and there is no Standard Specification, Revised Standard Specification or Special Provision directing the contractor to perform weed control in the Erosion Control areas.
30S1	\$35,000	0.09%	Additional weed removal from Erosion Control and ESA Areas as identified in project plans. Caltrans performed a revalidation (Revalidation No. 9) of the project and removed the protection of the ESA areas. Weed control was then necessary in those ESA areas in addition to the Erosion Control areas.
30S2	\$40,000	0.10%	Additional weed removal from Erosion Control and ESA Areas as identified in project plans. Caltrans performed a revalidation (Revalidation No. 9) of the project and removed the protection of the ESA areas. Weed control was then necessary in those ESA areas in addition to the Erosion Control areas.
30S3	\$45,000	0.12%	Additional weed removal from Erosion Control and ESA Areas as identified in project plans.
31	\$69,710	0.18%	The County and the Contractor agreed to share for the cost of reconstructing 7 jointed plain concrete pavement (JPCP) panels located along the median of northbound I-15 and the removal and replacement of 10 JPCP panels within the same location.
32	\$11,438	0.03%	Additional work at 6 joints of the 48” CMP drainage system located along SB off ramp for Caltrans acceptance.

CHANGE ORDER REPORT
(Limonite Avenue at I-15 Interchange Project)

33	\$23,857	0.06%	Contract unit price adjustments of Item No. 27 Temporary Fiber Rolls, Item 48D 5 Gallon Shrub, Item 71 Fiber Rolls, Item 48E 1 Gallon Shrub.
34	(\$1,412,926)	(3.62%)	Balancing CCO for bid item increases and decreases.
Quantity Adjustments	(\$16,787)		
Change Order Total and New Contract Total	\$39,550,359		

PROJECT: Limonite Avenue at I-15 Interchange Project, City of Eastvale & the City of Jurupa Valley
 County Project No.: A3-0393
 Contract No.: 18-06-006

Contractor: Guy F. Atkinson
 Address: 18201 Von Karman, Suite 800
 City, State, Zip: Irvine, CA 92612



Estimate No. 36 Final
 From: March 26, 2022
 To: May 25, 2022

Item No.	Item Description	Units	Quantity	Unit Price	Original Contract Amount	Change Authorized		Total Authorized		This Estimate		Previous Quantity	Total Estimate To Date		% Auth.
						Quantity	Amount	Quantity	Amount	Quantity	Amount		Quantity	Amount	
1	Resident Engineers Office	LS	1	80,000.00	80,000.00			1.00	80,000.00			1.00	1.00	80,000.00	100%
2	Course of Construction Insurance	LS	1	100,000.00	100,000.00			1.00	100,000.00			1.00	1.00	100,000.00	100%
3	Lead Compliance Plan	LS	1	15,000.00	15,000.00			1.00	15,000.00			1.00	1.00	15,000.00	100%
4	Progress Schedule (Critical Path Method)	LS	1	12,000.00	12,000.00			1.00	12,000.00			1.00	1.00	12,000.00	100%
5	Develop Water Supply	LS	1	80,000.00	80,000.00			1.00	80,000.00			1.00	1.00	80,000.00	100%
6	Construction Area Signs	LS	1	80,000.00	80,000.00			1.00	80,000.00			1.00	1.00	80,000.00	100%
7	Traffic Control System	LS	1	495,000.00	495,000.00			1.00	495,000.00			1.000	1.000	495,000.00	100%
8	Type III Barricade & CCO 8, CCO 34	EA	79	135.00	10,665.00	-2.00	-270.00	77.00	10,395.00			77.00	77.00	10,395.00	100%
9	Temporary Pavement Marking (Paint) & CCO 27	SQFT	2,310	4.00	9,240.00	1,228.00	4,912.00	3,538.00	14,152.00			3,538.00	3,538.00	14,152.00	100%
10	Temporary Traffic Stripe (Tape) & CCO 34	LF	1,497	5.00	7,485.00	-47.00	-235.00	1,450.00	7,250.00			1,450.00	1,450.00	7,250.00	100%
11	Temporary Traffic Stripe (Paint) & CCO 27	LF	126,600	0.45	56,970.00	60,605.00	27,272.25	187,205.00	84,242.25			187,205.00	187,205.00	84,242.25	100%
12	Channelizer (Surface Mounted) & CCO 34	EA	1,210	20.50	24,805.00	-357.00	-7,318.50	853.00	17,486.50			853.00	853.00	17,486.50	100%
13	Traffic Plastic Drum	EA	61	125.00	7,625.00			61.00	7,625.00			61.00	61.00	7,625.00	100%
14	Temporary Pavement Marker & CCO 34	EA	1,419	4.00	5,676.00	-21.00	-84.00	1,398.00	5,592.00			1,398.00	1,398.00	5,592.00	100%
15	Temporary Pedestrian Access Route	LS	1	24,000.00	24,000.00			1.00	24,000.00			1.00	1.00	24,000.00	100%
16	Portable Changeable Message Sign	LS	1	32,000.00	32,000.00			1.00	32,000.00			1.000	1.000	32,000.00	100%
17	Temporary Railing (Type K) & CCO 8 & CCO 27	LF	25,200	13.50	340,200.00	2,710.00	36,585.00	27,910.00	376,785.00			27,910.00	27,910.00	376,785.00	100%
18	Temporary Crash Cushion Module & CCO 27	EA	182	252.00	45,864.00	21.00	5,292.00	203.00	51,156.00			203.00	203.00	51,156.00	100%
19	Temporary Crash Cushion (ABSORB 350) & CCO 27	EA	9	3,605.00	32,445.00	1.00	3,605.00	10.00	36,050.00			10.00	10.00	36,050.00	100%
20	Job Site Management	LS	1	155,000.00	155,000.00			1.00	155,000.00			1.000	1.000	155,000.00	100%
21	Prepare Storm Water Pollution Prevention Plan	LS	1	5,000.00	5,000.00			1.00	5,000.00			1.00	1.00	5,000.00	100%
22	Storm Water Annual Report & CCO 34	EA	2	500.00	1,000.00	-1.00	-500.00	1.00	500.00			1.00	1.00	500.00	100%
23	Move-In/Move-Out (Temporary Erosion Control) & CCO 27	EA	5	500.00	2,500.00	3.00	1,500.00	8.00	4,000.00			8.00	8.00	4,000.00	100%
24	Temporary Hydraulic Mulch & CCO 18, CCO 34	SQYD	192,133	0.50	96,066.50	-151,238.00	-75,619.00	40,895.00	20,447.50			40,895.00	40,895.00	20,447.50	100%
25	Temporary Check Dam & CCO 34	LF	2,647	7.00	18,529.00	-2,647.00	-18,529.00								N/A
26	Temporary Drainage Inlet Protection & CCO 34	EA	50	315.00	15,750.00	-25.00	-7,875.00	25.00	7,875.00			25.00	25.00	7,875.00	100%
27	Temporary Fiber Roll & CCO 18, CCO 34	LF	45,482	2.50	113,705.00	-37,282.00	-93,205.00	8,200.00	20,500.00			8,200.00	8,200.00	20,500.00	100%
28	Temporary Construction Entrance & CCO 34	EA	20	4,200.00	84,000.00	-11.00	-46,200.00	9.00	37,800.00			9.00	9.00	37,800.00	100%
29	Street Sweeping	LS	1	120,000.00	120,000.00			1.00	120,000.00			1.000	1.000	120,000.00	100%
30	Temporary Concrete Washout	LS	1	102,000.00	102,000.00			1.00	102,000.00			1.000	1.000	102,000.00	100%

PROGRESS ESTIMATE RECORD - COUNTY OF RIVERSIDE

SHEET 2 of 14

Processed Construction Inspection 6/21/2022

PROJECT: Limonite Avenue at I-15 Interchange Project, City of Eastvale & the City of Jurupa Valley
County Project No.: A3-0393
Contract No.: 18-06-006

Contractor: Guy F. Atkinson
Address: 18201 Von Karman, Suite 800
City, State, Zip: Irvine, CA 92612



Estimate No. 36 Final
From: March 26, 2022
To: May 25, 2022

Item No.	Item Description	Units	Quantity	Unit Price	Original Contract Amount	Change Authorized		Total Authorized		This Estimate		Previous Quantity	Total Estimate To Date		% Auth.
						Quantity	Amount	Quantity	Amount	Quantity	Amount		Quantity	Amount	
31	Remove Yellow Traffic Stripe (Hazardous Waste) & CCO 34	LF	29,800	1.50	44,700.00	-27,963.00	-41,944.50	1,837.00	2,755.50			1,837.00	1,837.00	2,755.50	100%
32	Treated Wood Waste & CCO 34	LB	24,717	1.00	24,717.00	-3,561.00	-3,561.00	21,156.00	21,156.00			21,156.00	21,156.00	21,156.00	100%
33	Noise Monitoring	LS	1	5,000.00	5,000.00			1.00	5,000.00			1.00	1.00	5,000.00	100%
34	Temporary High-Visibility Fence & CCO 34	LF	9,707	6.00	58,242.00	-1,580.00	-9,480.00	8,127.00	48,762.00			8,127.00	8,127.00	48,762.00	100%
35	Clearing and Grubbing	LS	1	125,000.00	125,000.00			1.00	125,000.00			1.00	1.00	125,000.00	100%
36	Roadway Excavation	CY	191,590	11.00	2,107,490.00			191,590.00	2,107,490.00			191,590.00	191,590.00	2,107,490.00	100%
37	Structure Excavation (Bridge)	CY	2,250	48.00	108,000.00			2,250.00	108,000.00			2,250.00	2,250.00	108,000.00	100%
38	Structure Excavation (Retaining Wall)	CY	4,770	24.00	114,480.00			4,770.00	114,480.00			4,770.00	4,770.00	114,480.00	100%
39	Structure Backfill (Bridge)	CY	1,452	54.00	78,408.00			1,452.00	78,408.00			1,452.00	1,452.00	78,408.00	100%
40	Structure Backfill (Retaining Wall)	CY	1,570	192.00	301,440.00			1,570.00	301,440.00			1,570.00	1,570.00	301,440.00	100%
41	Embankment	CY	11,000	17.00	187,000.00			11,000.00	187,000.00			11,000.00	11,000.00	187,000.00	100%
42	Rock Blanket & CCO 18	SQFT	19,330	9.00	173,970.00	-998.00	-8,982.00	18,332.00	164,988.00			18,332.00	18,332.00	164,988.00	100%
43	Cultivation	SQYD	150	8.00	1,200.00			150.00	1,200.00			150.00	150.00	1,200.00	100%
43A	Cultivation (Eastvale Gateway)	SQYD	670	6.25	4,187.50			670.00	4,187.50			670.00	670.00	4,187.50	100%
43B	Cultivation (Vernola Market Place)	SQYD	2,108	6.00	12,648.00			2,108.00	12,648.00			2,108.00	2,108.00	12,648.00	100%
44	Iron Sulfate	LB	70	1.00	70.00			70.00	70.00			70.00	70.00	70.00	100%
45	Soil Amendment	CY	3	26.00	78.00			3.00	78.00			3.00	3.00	78.00	100%
46	Slow-Release Fertilizer	LB	150	1.00	150.00			150.00	150.00			150.00	150.00	150.00	100%
47	Plant (Group K)	EA	17	340.00	5,780.00			17.00	5,780.00			17.00	17.00	5,780.00	100%
48	Plant (Group B) & CCO 34	EA	71	68.00	4,828.00	6.85	465.80	77.85	5,293.80			77.85	77.85	5,293.80	100%
48A	24" Box Tree & CCO 34	EA	5	336.00	1,680.00	-5.00	-1,680.00								N/A
48B	36" Box Tree	EA	15	702.00	10,530.00			15.00	10,530.00			15.00	15.00	10,530.00	100%
48C	Queen Palm (20' Tall) & CCO 34	EA	5	1,780.00	8,900.00	-5.00	-8,900.00								N/A
48D	5 Gallon Shrub & CCO 34	EA	263	21.00	5,523.00	-175.00	-3,675.00	88.00	1,848.00			88.00	88.00	1,848.00	100%
48E	1 Gallon Shrub & CCO 34	EA	136	11.50	1,564.00	157.00	1,805.50	293.00	3,369.50			293.00	293.00	3,369.50	100%
48F	Groundcover Flat & CCO 34	SY	2,108	5.00	10,540.00	-2,108.00	-10,540.00								N/A
49	Plant Establishment Work	LS	1	15,000.00	15,000.00			1.00	15,000.00			1.00	1.00	15,000.00	100%
50	Wood Mulch	CY	81	40.00	3,240.00			81.00	3,240.00			81.00	81.00	3,240.00	100%
50A	Mulch (Eastvale Gateway)	CY	57	40.00	2,280.00			57.00	2,280.00			57.00	57.00	2,280.00	100%
50B	Mulch (Vernola Market Place)	CY	178	40.00	7,120.00			178.00	7,120.00			178.00	178.00	7,120.00	100%

PROJECT: Limonite Avenue at I-15 Interchange Project, City of Eastvale & the City of Jurupa Valley
 County Project No.: A3-0393
 Contract No.: 18-06-006

Contractor: Guy F. Atkinson
 Address: 18201 Von Karman, Suite 800
 City, State, Zip: Irvine, CA 92612



Estimate No. 36 Final
 From: March 26, 2022
 To: May 25, 2022

Item No.	Item Description	Units	Quantity	Unit Price	Original Contract Amount	Change Authorized		Total Authorized		This Estimate		Previous Quantity	Total Estimate To Date		% Auth.
						Quantity	Amount	Quantity	Amount	Quantity	Amount		Quantity	Amount	
50C	Check and Test Existing Irrigation Facilities (Not in Caltrans Right of Way)	LS	1	7,800.00	7,800.00			1.00	7,800.00			1.00	1.00	7,800.00	100%
50D	Operate Existing Irrigation Facilities (Not in Caltrans Right of Way)	LS	1	3,100.00	3,100.00			1.00	3,100.00			1.00	1.00	3,100.00	100%
50E	Irrigation System & Modification (Eastvale Gateway)	LS	1	8,650.00	8,650.00			1.00	8,650.00			1.00	1.00	8,650.00	100%
50F	Irrigation System & Modification (Vernola Market Place)	LS	1	38,500.00	38,500.00			1.00	38,500.00			1.00	1.00	38,500.00	100%
51	Control and Neutral Conductors (Armor-Clad)	LS	1	33,500.00	33,500.00			1.00	33,500.00			1.00	1.00	33,500.00	100%
52	1" Remote Control Valve	EA	14	480.00	6,720.00			14.00	6,720.00	6.00	2,880.00	8.00	14.00	6,720.00	100%
53	1 1/2" Remote Control Valve & CCO 34	EA	6	480.00	2,880.00	6.00	2,880.00	12.00	5,760.00			12.00	12.00	5,760.00	100%
54	2" Remote Control Valve	EA	3	480.00	1,440.00			3.00	1,440.00			3.00	3.00	1,440.00	100%
55	16-18 Station Irrigation Controller (Pedestal Mounted)	EA	1	4,425.00	4,425.00			1.00	4,425.00			1.00	1.00	4,425.00	100%
56	48 Station Irrigation Controller (Pedestal Mounted)	EA	2	10,125.00	20,250.00			2.00	20,250.00			2.00	2.00	20,250.00	100%
56A	Recycled Water Identification and Warning Signs	EA	6	250.00	1,500.00			6.00	1,500.00			6.00	6.00	1,500.00	100%
57	Irrigation Controller Enclosure Cabinet	EA	3	5,800.00	17,400.00			3.00	17,400.00			3.00	3.00	17,400.00	100%
58	2" Backflow Preventer Assembly	EA	3	2,500.00	7,500.00			3.00	7,500.00			3.00	3.00	7,500.00	100%
59	Backflow Preventer Enclosure	EA	3	2,035.00	6,105.00			3.00	6,105.00			3.00	3.00	6,105.00	100%
60	Flow Sensor	EA	3	1,016.00	3,048.00			3.00	3,048.00			3.00	3.00	3,048.00	100%
61	Tree Well Sprinkler Assembly	EA	105	78.00	8,190.00			105.00	8,190.00			105.00	105.00	8,190.00	100%
62	2" Gate Valve	EA	1	336.00	336.00			1.00	336.00			1.00	1.00	336.00	100%
63	3" Gate Valve	EA	12	200.00	2,400.00			12.00	2,400.00			12.00	12.00	2,400.00	100%
64	3/4" Plastic Pipe (Schedule 40) (Supply Line)	LF	565	4.00	2,260.00			565.00	2,260.00			565.00	565.00	2,260.00	100%
65	1" Plastic Pipe (Schedule 40) (Supply Line)	LF	745	4.00	2,980.00			745.00	2,980.00			745.00	745.00	2,980.00	100%
66	1 1/2" Plastic Pipe (Schedule 40) (Supply Line)	LF	707	4.00	2,828.00			707.00	2,828.00			707.00	707.00	2,828.00	100%
67	2" Plastic Pipe (Schedule 40) (Supply Line) & CCO 27	LF	1,770	5.00	8,850.00	60.00	300.00	1,830.00	9,150.00			1,830.00	1,830.00	9,150.00	100%
68	3" Plastic Pipe (Class 315) (Supply Line)	LF	2,415	8.00	19,320.00			2,415.00	19,320.00			2,415.00	2,415.00	19,320.00	100%
69	Ball Valve	EA	5	400.00	2,000.00			5.00	2,000.00			5.00	5.00	2,000.00	100%
70	12" Corrugated Steel Pipe Conduit (.064" Thick) & CCO 27, CCO 34	LF	746	76.00	56,696.00	204.00	15,504.00	950.00	72,200.00			950.00	950.00	72,200.00	100%
71	Fiber Rolls & CCO 18, CCO 34	LF	55,500	2.50	138,750.00	-28,213.00	-70,532.50	27,287.00	68,217.50			27,287.00	27,287.00	68,217.50	100%
72	Hydroseed & CCO 34	SQFT	1,263,000	0.10	126,300.00	-633,651.00	-63,365.10	629,349.00	62,934.90			629,349.00	629,349.00	62,934.90	100%
73	Compost	CY	6,306	17.50	110,355.00			6,306.00	110,355.00			6,306.00	6,306.00	110,355.00	100%
74	Incorporate Materials & CCO 34	SQFT	1,263,000	0.05	63,150.00	-763,000.00	-38,150.00	500,000.00	25,000.00			500,000.00	500,000.00	25,000.00	100%
75	Permanent Erosion Control Establishment Work	LS	1	20,000.00	20,000.00			1.00	20,000.00			1.00	1.00	20,000.00	100%

PROJECT: Limonite Avenue at I-15 Interchange Project, City of Eastvale & the City of Jurupa Valley
County Project No.: A3-0393
Contract No.: 18-06-006

Contractor: Guy F. Atkinson
Address: 18201 Von Karman, Suite 800
City, State, Zip: Irvine, CA 92612



Estimate No. 36 Final
From: March 26, 2022
To: May 25, 2022

Item No.	Item Description	Units	Quantity	Unit Price	Original Contract Amount	Change Authorized		Total Authorized		This Estimate		Previous Quantity	Total Estimate To Date		% Auth.
						Quantity	Amount	Quantity	Amount	Quantity	Amount		Quantity	Amount	
76	Class 2 Aggregate Subbase & CCO 7	CY	19,330	28.00	541,240.00	-8,011.73	-224,328.44	11,318.27	316,911.56			11,318.27	11,318.27	316,911.56	100%
77	Class 2 Aggregate Base & CCO 7, CCO 18	CY	16,230	28.00	454,440.00	-5,973.25	-167,251.00	10,256.75	287,189.00			10,256.75	10,256.75	287,189.00	100%
78	Lean Concrete Base & CCO 7	CY	11,750	125.00	1,468,750.00	-11,445.33	-1,430,666.25	304.67	38,083.75			304.67	304.67	38,083.75	100%
79	Base Bond Breaker & CCO 7	SQYD	73,000	0.15	10,950.00	-71,000.00	-10,650.00	2,000.00	300.00			2,000.00	2,000.00	300.00	100%
80	Slurry Seal & CCO 27	TON	155	415.00	64,325.00	6.05	2,510.75	161.05	66,835.75			161.05	161.05	66,835.75	100%
81	Prime Coat & CCO 34	TON	167	1,420.00	237,140.00	-167.00	-237,140.00								N/A
82	Hot Mix Asphalt (Type A) & CCO 7, CCO 8, CCO 18, CCO 27, CCO 34	TON	28,317	72.00	2,038,824.00	-704.99	-50,759.28	27,612.01	1,988,064.72			27,612.01	27,612.01	1,988,064.72	100%
83	Rubberized Hot Mix Asphalt (Gap-Graded) & CCO 34	TON	3,265	81.00	264,465.00	-363.40	-29,435.40	2,901.60	235,029.60			2,901.60	2,901.60	235,029.60	100%
84	Tack Coat & CCO 34	TON	206	610.00	125,660.00	-196.11	-119,627.10	9.89	6,032.90			9.89	9.89	6,032.90	100%
85	Cold Plane Asphalt Concrete Pavement & CCO 34	SQYD	526	18.50	9,731.00	-86.00	-1,591.00	440.00	8,140.00			440.00	440.00	8,140.00	100%
86	Jointed Plain Concrete Pavement	CY	25,020	173.00	4,328,460.00			25,020.00	4,328,460.00			25,020.00	25,020.00	4,328,460.00	100%
87	Joint Seal (Preformed Compression) & CCO 34	LF	96,345	4.00	385,380.00	-30,384.00	-121,536.00	65,961.00	263,844.00			65,961.00	65,961.00	263,844.00	100%
88	Isolation Joint Seal (Silicone) & CCO 34	LF	12,220	7.00	85,540.00	-66.00	-462.00	12,154.00	85,078.00			12,154.00	12,154.00	85,078.00	100%
89	Grind Existing Concrete Pavement & CCO 22, CCO 34	SQYD	29,616	5.00	148,080.00	-13,880.00	-69,400.00	15,736.00	78,680.00			15,736.00	15,736.00	78,680.00	100%
90	16" Cast-In-Drilled-Hole Concrete Piling & CCO 27	LF	610	66.00	40,260.00	15.25	1,006.50	625.25	41,266.50			625.25	625.25	41,266.50	100%
91	24" Cast-In-Drilled-Hole Concrete Piling	LF	5,746	80.00	459,680.00			5,746.00	459,680.00			5,746.00	5,746.00	459,680.00	100%
92	54" Cast-In-Drilled-Hole Concrete Pile (Sign Foundation) & CCO 27	LF	30	588.00	17,640.00	1.50	882.00	31.50	18,522.00			31.50	31.50	18,522.00	100%
93	60" Cast-In-Drilled-Hole Concrete Pile (Sign Foundation)	LF	100	573.00	57,300.00			100.00	57,300.00			100.00	100.00	57,300.00	100%
94	Prestressing Cast-In-Place Concrete	LS	1	452,000.00	452,000.00			1.00	452,000.00			1.00	1.00	452,000.00	100%
95	Structural Concrete, Bridge Footing	CY	820	276.00	226,320.00			820.00	226,320.00			820.00	820.00	226,320.00	100%
96	Structural Concrete, Bridge	CY	4,040	767.00	3,098,680.00			4,040.00	3,098,680.00			4,040.00	4,040.00	3,098,680.00	100%
97	Structural Concrete, Bridge (Polymer Fiber)	CY	1,678	485.00	813,830.00			1,678.00	813,830.00			1,678.00	1,678.00	813,830.00	100%
98	Structural Concrete, Retaining Wall	CY	1,370	368.00	504,160.00			1,370.00	504,160.00			1,370.00	1,370.00	504,160.00	100%
99	Structural Concrete, Sound Wall	CY	82	366.00	30,012.00			82.00	30,012.00			82.00	82.00	30,012.00	100%
100	Structural Concrete, Approach Slab (Type N)	CY	450	578.00	260,100.00			450.00	260,100.00			450.00	450.00	260,100.00	100%
101	Structural Concrete, Box Culvert	CY	500	785.00	392,500.00			500.00	392,500.00			500.00	500.00	392,500.00	100%
102	Structural Concrete, Headwall	CY	8	2,875.00	23,000.00			8.00	23,000.00			8.00	8.00	23,000.00	100%
103	Structural Concrete, Drainage Inlet & CCO 18	CY	63	2,075.00	130,725.00	14.25	29,568.75	77.25	160,293.75			77.25	77.25	160,293.75	100%
104	Minor Concrete (Minor Structure) & CCO 18, CCO 34	CY	112	1,565.00	175,280.00	-17.10	-26,761.50	94.90	148,518.50			94.90	94.90	148,518.50	100%
105	Minor Concrete (Backfill) & CCO 27	CY	50	211.00	10,550.00	19.90	4,198.90	69.90	14,748.90			69.90	69.90	14,748.90	100%

PROJECT: Limonite Avenue at I-15 Interchange Project, City of Eastvale & the City of Jurupa Valley
County Project No.: A3-0393
Contract No.: 18-06-006

Contractor: Guy F. Atkinson
Address: 18201 Von Karman, Suite 800
City, State, Zip: Irvine, CA 92612



Estimate No. 36 Final
From: March 26, 2022
To: May 25, 2022

Item No.	Item Description	Units	Quantity	Unit Price	Original Contract Amount	Change Authorized		Total Authorized		This Estimate		Previous Quantity	Total Estimate To Date		% Auth.
						Quantity	Amount	Quantity	Amount	Quantity	Amount		Quantity	Amount	
106	Concrete Surface Texture	SQFT	6,140	17.00	104,380.00			6,140.00	104,380.00			6,140.00	6,140.00	104,380.00	100%
107	Joint Seal (MR 2 1/2")	LF	278	244.00	67,832.00			278.00	67,832.00			278.00	278.00	67,832.00	100%
108	Bar Reinforcing Steel (Bridge)	LB	1,566,099	1.00	1,566,099.00			1,566,099.00	1,566,099.00			1,566,099.00	1,566,099.00	1,566,099.00	100%
109	Bar Reinforcing Steel (Retaining Wall)	LB	135,000	1.10	148,500.00			135,000.00	148,500.00			135,000.00	135,000.00	148,500.00	100%
110	Bar Reinforcing Steel (Box Culvert) & CCO 34	LB	82,000	1.10	90,200.00	-16,005.00	-17,605.50	65,995.00	72,594.50			65,995.00	65,995.00	72,594.50	100%
111	Headed Bar Reinforcement	EA	16	50.00	800.00			16.00	800.00			16.00	16.00	800.00	100%
112	Furnish Sign Structure (Truss)	LB	86,500	4.00	346,000.00			86,500.00	346,000.00			86,500.00	86,500.00	346,000.00	100%
113	Install Sign Structure (Truss)	LB	86,500	0.40	34,600.00			86,500.00	34,600.00			86,500.00	86,500.00	34,600.00	100%
114	Furnish Laminated Panel Sign (1"-Type A) & CCO 34	SQFT	829	26.00	21,554.00	-67.00	-1,742.00	762.00	19,812.00			762.00	762.00	19,812.00	100%
115	Remove Sign Structure	EA	4.0	6,300.00	25,200.00			4.00	25,200.00			4.00	4.00	25,200.00	100%
116	Sound Wall (Masonry Block)	SQFT	10,052.0	16.00	160,832.00			10,052.00	160,832.00			10,052.00	10,052.00	160,832.00	100%
117	Remove Retaining Wall	LF	90	41.00	3,690.00			90.00	3,690.00			90.00	90.00	3,690.00	100%
118	Bridge Removal	LS	1	400,000.00	400,000.00			1.00	400,000.00			1.00	1.00	400,000.00	100%
119	18" Temporary Culvert & CCO 34	LF	565	36.00	20,340.00	-365.00	-13,140.00	200.00	7,200.00			200.00	200.00	7,200.00	100%
120	24" Temporary Culvert & CCO 34	LF	125	46.00	5,750.00	-125.00	-5,750.00								N/A
121	18" Plastic Pipe & CCO 27	LF	118	93.00	10,974.00	2.50	232.50	120.50	11,206.50			120.50	120.50	11,206.50	100%
122	24" Plastic Pipe & CCO 18, CCO 34	LF	308	108.00	33,264.00	-148.00	-15,984.00	160.00	17,280.00			160.00	160.00	17,280.00	100%
123	48" Plastic Pipe	LF	866	155.00	134,230.00			866.00	134,230.00			866.00	866.00	134,230.00	100%
124	18" Reinforced Concrete Pipe & CCO 18, CCO 34	LF	1,938	80.00	155,040.00	409.25	32,740.00	2,347.25	187,780.00			2,347.25	2,347.25	187,780.00	100%
125	24" Reinforced Concrete Pipe & CCO 18, CCO 27	LF	1,229	106.00	130,274.00	-0.40	-42.40	1,228.60	130,231.60			1,228.60	1,228.60	130,231.60	100%
126	30" Reinforced Concrete Pipe	LF	94	93.25	8,728.20			93.60	8,728.20			93.60	93.60	8,728.20	100%
127	36" Reinforced Concrete Pipe & CCO 34	LF	56	58.00	3,248.00	-0.80	-46.40	55.20	3,201.60			55.20	55.20	3,201.60	100%
128	24" Corrugated Steel Pipe (.109" Thick) & CCO 34	LF	103	98.00	10,113.60	-3.20	-313.60	100.00	9,800.00			100.00	100.00	9,800.00	100%
129	48" Corrugated Steel Pipe (.138" Thick) & CCO 34	LF	1,009	170.00	171,564.00	-0.20	-34.00	1,009.00	171,530.00			1,009.00	1,009.00	171,530.00	100%
130	12" Bituminous Coated Corrugated Steel Pipe (0.64" Thick) & CCO 34	LF	746.0	38.40	28,646.40	-746.00	-28,646.40								N/A
131	29"x18" Corrugated Steel Pipe Arch (.109" Thick)	LF	42.0	140.00	5,880.00			42.00	5,880.00			42.00	42.00	5,880.00	100%
132	42"x29" Corrugated Steel Pipe Arch (.109" Thick)	LF	96.0	150.00	14,400.00			96.00	14,400.00			96.00	96.00	14,400.00	100%
133	18" Corrugated Steel Pipe Downdrain (.079" Thick) & CCO 34	LF	436.0	81.00	35,316.00	-1.00	-81.00	435.00	35,235.00			435.00	435.00	35,235.00	100%
134	24" Welded Steel Pipe Casing (Bridge)	LF	154	237.00	36,498.00			154.00	36,498.00			154.00	154.00	36,498.00	100%
135	18" Steel Flared End Section	EA	5	745.00	3,725.00			5.00	3,725.00			5.00	5.00	3,725.00	100%

PROGRESS ESTIMATE RECORD - COUNTY OF RIVERSIDE

SHEET 6 of 14

Processed Construction Inspection 6/21/2022

PROJECT: Limonite Avenue at I-15 Interchange Project, City of Eastvale & the City of Jurupa Valley
County Project No.: A3-0393
Contract No.: 18-06-006

Contractor: Guy F. Atkinson
Address: 18201 Von Karman, Suite 800
City, State, Zip: Irvine, CA 92612



Estimate No. 36 Final
From: March 26, 2022
To: May 25, 2022

Item No.	Item Description	Units	Quantity	Unit Price	Original Contract Amount	Change Authorized		Total Authorized		This Estimate		Previous Quantity	Total Estimate To Date		% Auth.
						Quantity	Amount	Quantity	Amount	Quantity	Amount		Quantity	Amount	
136	24" Steel Flared End Section	EA	6	810.00	4,860.00			6.00	4,860.00			6.00	6.00	4,860.00	100%
137	29"x18" Steel Flared End Pipe Arch Section	EA	1	810.00	810.00			1.00	810.00			1.00	1.00	810.00	100%
138	24" Concrete Flared End Section & CCO 34	EA	12	1,580.00	18,960.00	-1.00	-1,580.00	11.00	17,380.00			11.00	11.00	17,380.00	100%
139	Abandon Pipeline & CCO 34	EA	3	2,970.00	8,910.00	-2.00	-5,940.00	1.00	2,970.00			1.00	1.00	2,970.00	100%
140	Remove Inlet	EA	20	1,100.00	22,000.00			20.00	22,000.00			20.00	20.00	22,000.00	100%
141	Remove Pipe & CCO 34	LF	1,765	25.00	44,125.00	-939.90	-23,497.50	825.10	20,627.50			825.10	825.10	20,627.50	100%
142	Remove Flared End Section	EA	5	620.00	3,100.00			5.00	3,100.00			5.00	5.00	3,100.00	100%
143	Remove Concrete (Channel) & CCO 6	CY	20	225.00	4,500.00	-20.00	-4,500.00								N/A
144	Rock Slope Protection (Facing, Method B) & CCO 18	CY	36	185.00	6,641.50	17.00	3,145.00	52.90	9,786.50			52.90	52.90	9,786.50	100%
145	Rock Slope Protection (No. 3, Method B)	CY	10	300.00	3,090.00			10.30	3,090.00			10.30	10.30	3,090.00	100%
146	Rock Slope Protection (No. 2, Method B)	CY	16	210.00	3,297.00			15.70	3,297.00			15.70	15.70	3,297.00	100%
147	Rock Slope Protection (No. 2, Method A)	CY	1.9	1,480.00	2,812.00			1.90	2,812.00			1.90	1.90	2,812.00	100%
148	Slope Paving (Concrete) & CCO 34	CY	50	888.00	44,400.00	-36.50	-32,412.00	13.50	11,988.00			13.50	13.50	11,988.00	100%
149	Rock Slope Protection Fabric (Class 8) & CCO 18, CCO 34	SQYD	168	1.00	168.00	-109.20	-109.20	58.80	58.80			58.80	58.80	58.80	100%
150	Minor Concrete (Curb) & CCO 18, CCO 34	CY	224	446.00	99,904.00	-15.31	-6,828.26	208.69	93,075.74			208.69	208.69	93,075.74	100%
151	Minor Concrete (Gutter)	CY	48	495.00	23,760.00			48.00	23,760.00			48.00	48.00	23,760.00	100%
152	Detectable Warning Surface & CCO 18, CCO 34	SQFT	293	2.50	732.50	-37.75	-94.38	255.25	638.13			255.25	255.25	638.13	100%
153	Minor Concrete (Curb and Gutter) & CCO 18 & CCO 27	CY	252	395.00	99,540.00	-25.78	-10,183.10	226.22	89,356.90			226.22	226.22	89,356.90	100%
154	Minor Concrete (Cross Gutter)	CY	30	259.00	7,770.00			30.00	7,770.00			30.00	30.00	7,770.00	100%
155	Minor Concrete (Commercial Driveway) & CCO 34	CY	86	218.00	18,748.00	-39.25	-8,556.50	46.75	10,191.50			46.75	46.75	10,191.50	100%
156	Minor Concrete (Stamped Concrete)	SQFT	20,183	15.00	302,745.00			20,183.00	302,745.00			20,183.00	20,183.00	302,745.00	100%
157	Minor Concrete (Sidewalk) & CCO 18, CCO 34	CY	302	262.00	79,124.00	-21.37	-5,598.94	280.63	73,525.06			280.63	280.63	73,525.06	100%
158	Minor Concrete (Curb Ramp) & CCO 18, CCO 34	CY	24	1,000.00	24,000.00			24.00	24,000.00			24.00	24.00	24,000.00	100%
159	Remove Concrete Curb & CCO 34	LF	377	19.00	7,163.00	-7.00	-133.00	370.00	7,030.00			370.00	370.00	7,030.00	100%
160	Remove Concrete Sidewalk & CCO 34	SQYD	810	7.00	5,670.00	-170.00	-1,190.00	640.00	4,480.00			640.00	640.00	4,480.00	100%
161	Remove Concrete (Curb and Gutter) & CCP 34	LF	2,151	3.00	6,453.00	-68.00	-204.00	2,083.00	6,249.00			2,083.00	2,083.00	6,249.00	100%
162	Remove Concrete [Cross Gutter]	SQYD	29	150.00	4,350.00			29.00	4,350.00			29.00	29.00	4,350.00	100%
163	Remove Concrete [Curb Ramp]	SQYD	76	78.00	5,928.00			76.00	5,928.00			76.00	76.00	5,928.00	100%
164	Remove Concrete [Island] & CCO 34	SQYD	742	13.00	9,646.00	-26.00	-338.00	716.00	9,308.00			716.00	716.00	9,308.00	100%
165	Remove Concrete [Driveway]	SQFT	2,801	3.00	8,403.00			2,801.00	8,403.00			2,801.00	2,801.00	8,403.00	100%
166	Miscellaneous Iron and Steel & CCO 18, CCO 34	LB	18,614	2.50	46,535.00			18,614.00	46,535.00			18,614.00	18,614.00	46,535.00	100%

PROJECT: Limonite Avenue at I-15 Interchange Project, City of Eastvale & the City of Jurupa Valley
County Project No.: A3-0393
Contract No.: 18-06-006

Contractor: Guy F. Atkinson
Address: 18201 Von Karman, Suite 800
City, State, Zip: Irvine, CA 92612



Estimate No. 36 Final
From: March 26, 2022
To: May 25, 2022

Item No.	Item Description	Units	Quantity	Unit Price	Original Contract Amount	Change Authorized		Total Authorized		This Estimate		Previous Quantity	Total Estimate To Date		% Auth.
						Quantity	Amount	Quantity	Amount	Quantity	Amount		Quantity	Amount	
167	Miscellaneous Metal (Bridge)	LB	1,732	7.00	12,124.00			1,732.00	12,124.00			1,732.00	1,732.00	12,124.00	100%
168	Metal Script Lettering (Railing Mounted)	LS	1	250,000.00	250,000.00			1.00	250,000.00			1.00	1.00	250,000.00	100%
169	Signal and Lighting (City)	LS	1	200,000.00	200,000.00			1.00	200,000.00	0.05	10,000.00	0.950	1.000	200,000.00	100%
170	Lighting (City Street)	LS	1.0	350,000.00	350,000.00			1.00	350,000.00			1.0000	1.00	350,000.00	100%
171	Paint Curb (2-Coat) & CCO 18	SQFT	152.0	3.00	456.00	-152.00	-456.00								N/A
172	Parking Bumper (Precast Concrete)	EA	6	110.00	660.00	-3.00	-330.00	3.00	330.00			3.00	3.00	330.00	100%
173	Reconstruct Monument Sign	EA	1	11,000.00	11,000.00			1.00	11,000.00			1.00	1.00	11,000.00	100%
174	Chain Link Fence (Type CL-6) & CCO 27, CCO 34	LF	4,380	21.00	91,980.00	741.00	15,561.00	5,121.00	107,541.00			5,121.00	5,121.00	107,541.00	100%
175	12' Chain Link Gate (Type CL-6) & CCO 18, CCO 27	EA	2	2,200.00	4,400.00	2.00	4,400.00	4.00	8,800.00			4.00	4.00	8,800.00	100%
176	Remove Fence & CCO 27	LF	4,611	6.00	27,666.00	1,092.00	6,552.00	5,703.00	34,218.00			5,703.00	5,703.00	34,218.00	100%
177	Remove Gate	EA	2	435.00	870.00			2.00	870.00			2.00	2.00	870.00	100%
178	Relocate Fence & CCO 34	LF	170	35.50	6,035.00	-85.00	-3,017.50	85.00	3,017.50			85.00	85.00	3,017.50	100%
179	Delineator (Class 1) & CCO 34	EA	145	75.00	10,875.00	-19.00	-1,425.00	126.00	9,450.00			126.00	126.00	9,450.00	100%
180	Pavement Marker (Retroreflective) & CCO 27, CCO 34	EA	2,002	3.50	7,007.00	669.00	2,341.50	2,671.00	9,348.50			2,671.00	2,671.00	9,348.50	100%
181	Remove Roadside Sign & CCO 34	EA	68	75.00	5,100.00	-36.00	-2,700.00	32.00	2,400.00			32.00	32.00	2,400.00	100%
182	Remove Roadside Sign (Strap and Saddle Bracket Method) & CCO 34	EA	17	40.00	680.00	-16.00	-640.00	1.00	40.00			1.00	1.00	40.00	100%
183	Relocate Roadside Sign & CCO 34	EA	10	430.00	4,300.00	-9.00	-3,870.00	1.00	430.00			1.00	1.00	430.00	100%
184	Furnish Single Sheet Aluminum Sign (0.063"-Unframed) & CCO 34	SQFT	664.2	11.50	7,638.30	-30.30	-348.45	633.90	7,289.85			633.90	633.90	7,289.85	100%
185	Furnish Single Sheet Aluminum Sign (0.080"-Unframed) & CCO 34	SQFT	866.5	12.00	10,398.00	23.30	279.60	889.80	10,677.60			889.80	889.80	10,677.60	100%
186	Furnish Single Sheet Aluminum Sign (0.063"-Framed) & CCO 34	SQFT	292	20.00	5,840.00	22.75	455.00	314.75	6,295.00			314.75	314.75	6,295.00	100%
187	Roadside Sign - One Post & CCO 18, CCO 34	EA	117	300.00	35,100.00	-8.00	-2,400.00	109.00	32,700.00			109.00	109.00	32,700.00	100%
188	Roadside Sign - Two Post & CCO 27, CCO 34	EA	9	930.00	8,370.00	3.00	2,790.00	12.00	11,160.00			12.00	12.00	11,160.00	100%
189	Install Sign (Strap and Saddle Bracket Method) & CCO 34	EA	30	135.00	4,050.00	-4.00	-540.00	26.00	3,510.00			26.00	26.00	3,510.00	100%
190	Install Sign (Mast-Arm Hanger Method) & CCO 34	EA	14	675.00	9,450.00	-4.00	-2,700.00	10.00	6,750.00			10.00	10.00	6,750.00	100%
191	Midwest Guardrail System & CCO 34	LF	4,275	28.00	119,700.00	19.00	532.00	4,294.00	120,232.00			4,294.00	4,294.00	120,232.00	100%
192	Vegetation Control (Minor Concrete) & CCO 34	SQYD	1,780	80.00	142,400.00	-39.00	-3,120.00	1,741.00	139,280.00			1,741.00	1,741.00	139,280.00	100%
193	Chain Link Railing (Type 6)	LF	763	113.00	86,219.00			763.00	86,219.00			763.00	763.00	86,219.00	100%
194	Tubular Handrailing	LF	66	105.00	6,930.00			66.00	6,930.00			66.00	66.00	6,930.00	100%

PROGRESS ESTIMATE RECORD - COUNTY OF RIVERSIDE

SHEET 8 of 14

Processed Construction Inspection 6/21/2022

PROJECT: Limonite Avenue at I-15 Interchange Project, City of Eastvale & the City of Jurupa Valley
County Project No.: A3-0393
Contract No.: 18-06-006

Contractor: Guy F. Atkinson
Address: 18201 Von Karman, Suite 800
City, State, Zip: Irvine, CA 92612



Estimate No. 36 Final
From: March 26, 2022
To: May 25, 2022

Item No.	Item Description	Units	Quantity	Unit Price	Original Contract Amount	Change Authorized		Total Authorized		This Estimate		Previous Quantity	Total Estimate To Date		% Auth.
						Quantity	Amount	Quantity	Amount	Quantity	Amount		Quantity	Amount	
195	Cable Railing & CCO 18	LF	1,352	17.00	22,984.00	47.00	799.00	1,399.00	23,783.00			1,399.00	1,399.00	23,783.00	100%
196	Transition Railing (Type WB-31)	EA	3	4,000.00	12,000.00			3.00	12,000.00			3.00	3.00	12,000.00	100%
197	End Anchor Assembly (Type SFT) & CCO 34	EA	7	800.00	5,600.00	1.00	800.00	8.00	6,400.00			8.00	8.00	6,400.00	100%
198	Alternative In-line Terminal System & CCO 34	EA	6	3,200.00	19,200.00	4.00	12,800.00	10.00	32,000.00			10.00	10.00	32,000.00	100%
199	Alternative Flared Terminal System & CCO 34	EA	3	2,800.00	8,400.00	-3.00	-8,400.00								N/A
200	Concrete Barrier (Type 60G) & CCO 27	LF	111	130.00	14,430.00	602.00	78,260.00	713.00	92,690.00			713.00	713.00	92,690.00	100%
201	Concrete Barrier (Type 60GE) & CCO 27	LF	240	300.00	72,000.00	13.00	3,900.00	253.00	75,900.00			253.00	253.00	75,900.00	100%
202	Remove Guardrail & CCO 34	LF	1,434	20.00	28,680.00	-259.00	-5,180.00	1,175.00	23,500.00			1,175.00	1,175.00	23,500.00	100%
203	Concrete Barrier (Type 60D)	LF	1,352	49.00	66,248.00			1,352.00	66,248.00			1,352.00	1,352.00	66,248.00	100%
204	Concrete Barrier (Type 732SW Modified)	LF	854	312.00	266,448.00			854.00	266,448.00			854.00	854.00	266,448.00	100%
205	Thermoplastic Traffic Stripe & CCO 27	LF	77,794	0.75	58,345.50	15,562.00	11,671.50	93,356.00	70,017.00			93,356.00	93,356.00	70,017.00	100%
206	6" Thermoplastic Traffic Stripe (Enhanced Wet Night Visibility) & CCO 18, CCO 27, CCO 34	LF	36,278	1.00	36,278.00	9,807.00	9,807.00	46,085.00	46,085.00			46,085.00	46,085.00	46,085.00	100%
207	8" Thermoplastic Traffic Stripe (Enhanced Wet Night Visibility) & CCO 34	LF	17,035	1.25	21,293.75	3,727.00	4,658.75	20,762.00	25,952.50			20,762.00	20,762.00	25,952.50	100%
208	6" Thermoplastic Traffic Stripe (Enhanced Wet Night Visibility) (Broken 8-4) & CCO 27, CCO 34	LF	3,241	0.75	2,430.75	506.00	379.50	3,747.00	2,810.25			3,747.00	3,747.00	2,810.25	100%
209	8" Thermoplastic Traffic Stripe (Enhanced Wet Night Visibility)(Broken 12-3) & CCO 27	LF	2,375	1.00	2,375.00	381.00	381.00	2,756.00	2,756.00			2,756.00	2,756.00	2,756.00	100%
210	Thermoplastic Pavement Marking (Enhanced Wet Night Visibility) & CCO 27, CCO 34	SQFT	5,133	4.00	20,532.00	376.00	1,504.00	5,509.00	22,036.00			5,509.00	5,509.00	22,036.00	100%
211	6" Thermoplastic Traffic Stripe (Enhanced Wet Night Visibility) (Broken 6-1) & CCO 34	LF	1,085	1.00	1,085.00	-370.00	-370.00	715.00	715.00			715.00	715.00	715.00	100%
212	6" Thermoplastic Traffic Stripe (Enhanced Wet Night Visibility) (Broken 36-12) & CCO 34	LF	46,265	1.00	46,265.00	-31,105.00	-31,105.00	15,160.00	15,160.00			15,160.00	15,160.00	15,160.00	100%
213	6" Thermoplastic Traffic Stripe (Enhanced Wet Night Visibility) (Broken 17-7) & CCO 34	LF	4,984	0.75	3,738.00	-150.00	-112.50	4,834.00	3,625.50			4,834.00	4,834.00	3,625.50	100%
214	Painted Stall Lines and Pavement Markings & CCO 18, CCO 27	SQFT	1,146	2.50	2,865.00	72.09	180.23	1,218.09	3,045.23			1,218.09	1,218.09	3,045.23	100%
215	Remove Traffic Stripe & CCO 34	LF	84,465	0.50	42,232.50	-28,573.00	-14,286.50	55,892.00	27,946.00			55,892.00	55,892.00	27,946.00	100%
216	Remove Pavement Marking & CCO 27, CCO 34	SQFT	745	1.50	1,117.50	137.00	205.50	882.00	1,323.00			882.00	882.00	1,323.00	100%
217	Maintain Existing Traffic Management System Elements During Construction	LS	1	2,000.00	2,000.00			1.00	2,000.00			1.00	1.00	2,000.00	100%
218	Electrical Service for Irrigation	LS	1	10,000.00	10,000.00			1.00	10,000.00			1.00	1.00	10,000.00	100%
219	Interconnection Conduit and Cable	LS	1	65,000.00	65,000.00			1.00	65,000.00			1.00	1.00	65,000.00	100%
220	Modifying Existing Electrical System	LS	1	2,050,000.00	2,050,000.00			1.00	2,050,000.00			1.00	1.00	2,050,000.00	100%

PROJECT: Limonite Avenue at I-15 Interchange Project, City of Eastvale & the City of Jurupa Valley
 County Project No.: A3-0393
 Contract No.: 18-06-006

Contractor: Guy F. Atkinson
 Address: 18201 Von Karman, Suite 800
 City, State, Zip: Irvine, CA 92612



Estimate No. 36 Final
 From: March 26, 2022
 To: May 25, 2022

Item No.	Item Description	Units	Quantity	Unit Price	Original Contract Amount	Change Authorized		Total Authorized		This Estimate		Previous Quantity	Total Estimate To Date		% Auth.
						Quantity	Amount	Quantity	Amount	Quantity	Amount		Quantity	Amount	
221	Water Meter Charges & CCO 34	LS	1	7,000.00	7,000.00	-1.00	-7,000.00								N/A
222	Mobilization	LS	1	3,419,677.00	3,419,677.00			1.00	3,419,677.00			1.00	1.00	3,419,677.00	100%
223	Preconstruction Video and Pipeline Work Close-out	LS	1	3,000.00	3,000.00			1.00	3,000.00			1.00	1.00	3,000.00	100%
224	Trench and Excavation Sheeting, Shoring and Bracing	LS	1	5,100.00	5,100.00			1.00	5,100.00			1.00	1.00	5,100.00	100%
225	Furnish and Install 30" Class 200 CML/CMC Welded Steel Pipe	LF	739	315.00	232,785.00			739.00	232,785.00			739.00	739.00	232,785.00	100%
226	Furnish and Install 48" Steel Casing (.750" Thick) with Dielectric Coating	LF	282	1,095.00	308,790.00			282.00	308,790.00			282.00	282.00	308,790.00	100%
227	Furnish and Install 24" Manway	EA	2	13,000.00	26,000.00			2.00	26,000.00			2.00	2.00	26,000.00	100%
228	Furnish and Install 4" Air Valve	EA	2	13,200.00	26,400.00			2.00	26,400.00			2.00	2.00	26,400.00	100%
229	Furnish and Install Cathodic Protection Test Station	EA	2	4,000.00	8,000.00			2.00	8,000.00			2.00	2.00	8,000.00	100%
230	Furnish and Install 6" Blow-off	EA	2	8,800.00	17,600.00			2.00	17,600.00			2.00	2.00	17,600.00	100%
231	Connection to Existing 30" Waterline (Station 11+60 to 11+68)	LS	1	12,650.00	12,650.00			1.00	12,650.00			1.00	1.00	12,650.00	100%
232	Connection to Existing 30" Waterline (Station 27+24 to 27+34)	LS	1	12,650.00	12,650.00			1.00	12,650.00			1.00	1.00	12,650.00	100%
233	Connection to Existing 30" Waterline (Station 14+86 to 15+04)	LS	1	12,650.00	12,650.00			1.00	12,650.00			1.00	1.00	12,650.00	100%
234	Connection to Existing 30" Waterline (Station 23+29 to 23+53)	LS	1	12,650.00	12,650.00			1.00	12,650.00			1.00	1.00	12,650.00	100%
235	Support of Existing Utilities	LS	1	10,000.00	10,000.00			1.00	10,000.00			1.00	1.00	10,000.00	100%
236	Pressure Testing and Disinfection	LS	1	27,000.00	27,000.00			1.00	27,000.00			1.00	1.00	27,000.00	100%
237	Abandon Waterline and Appurtenances	LS	1	8,000.00	8,000.00			1.00	8,000.00			1.00	1.00	8,000.00	100%
238	Prepare Cut Sheets	LS	1	5,000.00	5,000.00			1.00	5,000.00			1.00	1.00	5,000.00	100%
238A	Install District Supplied 30" Isolation Valve	LS	1	23,000.00	23,000.00			1.00	23,000.00			1.00	1.00	23,000.00	100%
239	Rock Blanket	SQFT	43,391	12.00	520,692.00			43,391.00	520,692.00			43,391.00	43,391.00	520,692.00	100%
240	Cultivation & CCO 34	SQYD	13,133	3.00	39,399.00	1,551.00	4,653.00	14,684.00	44,052.00			14,684.00	14,684.00	44,052.00	100%
241	Iron Sulfate & CCO 34	LB	3,442	1.00	3,442.00	200.00	200.00	3,642.00	3,642.00			3,642.00	3,642.00	3,642.00	100%
242	Soil Amendment & CCO 34	CY	148	32.50	4,810.00	-1.00	-32.50	147.00	4,777.50			147.00	147.00	4,777.50	100%
243	Slow-Release Fertilizer	LB	6,534	1.00	6,534.00			6,534.00	6,534.00			6,534.00	6,534.00	6,534.00	100%
244	Plant (Group K)	EA	67	336.00	22,512.00			67.00	22,512.00			67.00	67.00	22,512.00	100%
245	Plant (Group A)	EA	3,200	11.00	35,200.00			3,200.00	35,200.00			3,200.00	3,200.00	35,200.00	100%
246	Plant (Group B)	EA	2,554	21.00	53,634.00			2,554.00	53,634.00			2,554.00	2,554.00	53,634.00	100%
247	Plant (Group U) & CCO 34	EA	60	97.00	5,820.00	15.00	1,455.00	75.00	7,275.00			75.00	75.00	7,275.00	100%
248	Plant Establishment Work	LS	1	13,100.00	13,100.00			1.00	13,100.00			1.00	1.00	13,100.00	100%
249	Wood Mulch	CY	1,095	40.00	43,800.00			1,095.00	43,800.00			1,095.00	1,095.00	43,800.00	100%
250	Control and Neutral Conductors (Armor-Clad)	LS	1	53,000.00	53,000.00			1.00	53,000.00			1.00	1.00	53,000.00	100%


PROJECT: Limonite Avenue at I-15 Interchange Project, City of Eastvale & the City of Jurupa Valley
County Project No.: A3-0393
Contract No.: 18-06-006

Contractor: Guy F. Atkinson
Address: 18201 Von Karman, Suite 800
City, State, Zip: Irvine, CA 92612



Estimate No. 36 Final
From: March 26, 2022
To: May 25, 2022


Item No.	Item Description	Units	Quantity	Unit Price	Original Contract Amount	Change Authorized		Total Authorized		This Estimate		Previous Quantity	Total Estimate To Date		% Auth.
						Quantity	Amount	Quantity	Amount	Quantity	Amount		Quantity	Amount	
251	1" Remote Control Valve	EA	8	480.00	3,840.00			8.00	3,840.00			8.00	8.00	3,840.00	100%
252	1 1/2" Remote Control Valve & CCO 34	EA	5	480.00	2,400.00	1.00	480.00	6.00	2,880.00			6.00	6.00	2,880.00	100%
253	2" Remote Control Valve & CCO 34	EA	21	480.00	10,080.00	1.00	480.00	22.00	10,560.00			22.00	22.00	10,560.00	100%
254	Tree Well Sprinkler Assembly	EA	95	78.00	7,410.00			95.00	7,410.00			95.00	95.00	7,410.00	100%
255	Riser Sprinkler Assembly (Gear Driven) & CCO 34	EA	34	41.00	1,394.00	7.00	287.00	41.00	1,681.00			41.00	41.00	1,681.00	100%
256	Pop-up Sprinkler Assembly (Gear Driven)	EA	110	23.00	2,530.00			110.00	2,530.00			110.00	110.00	2,530.00	100%
257	3/4" Plastic Pipe (Schedule 40) (Supply Line)	LF	3,457	3.00	10,371.00			3,457.00	10,371.00			3,457.00	3,457.00	10,371.00	100%
258	1" Plastic Pipe (Schedule 40) (Supply Line) & CCO 34	LF	2,639	3.50	9,236.50	25.00	87.50	2,664.00	9,324.00			2,664.00	2,664.00	9,324.00	100%
259	1 1/2" Plastic Pipe (Schedule 40) (Supply Line) & CCO 34	LF	2,491	4.00	9,964.00	50.00	200.00	2,541.00	10,164.00			2,541.00	2,541.00	10,164.00	100%
260	2" Plastic Pipe (Schedule 40) (Supply Line) & CCO 34	LF	2,632	6.00	15,792.00	295.00	1,770.00	2,927.00	17,562.00			2,927.00	2,927.00	17,562.00	100%
261	3" Plastic Pipe (Class 315) (Supply Line) & CCO 34	LF	2,230	8.00	17,840.00	255.00	2,040.00	2,485.00	19,880.00			2,485.00	2,485.00	19,880.00	100%
262	Check Valve & CCO 34	EA	24	47.00	1,128.00	14.00	658.00	38.00	1,786.00			38.00	38.00	1,786.00	100%
263	Ball Valve & CCO 34	EA	10	400.00	4,000.00	-1.00	-400.00	9.00	3,600.00			9.00	9.00	3,600.00	100%
264	PVC Pipe Conduit (Sleeve)	LF	285	21.00	5,985.00			285.00	5,985.00			285.00	285.00	5,985.00	100%
265	Hydroseed & CCO 34	SQFT	93,400	0.10	9,340.00	1,023.00	102.30	94,423.00	9,442.30			94,423.00	94,423.00	9,442.30	100%
266	Minor Concrete (Curb) & CCO 34	CY	17	612.00	10,404.00	-17.00	-10,404.00								N/A
267	Isolation Joint Seal (Silicone) & CCO 34	LF	560	7.00	3,920.00	-560.00	-3,920.00								N/A
268	24" Welded Steel Pipe Casing (Bridge)	LF	154	715.00	110,110.00			154.00	110,110.00			154.00	154.00	110,110.00	100%
269	18" Welded Steel Pipe (0.250" Thick) (Non-Potable Water Line) (JCSD) & CCO 34	LF	912	275.00	250,800.00	-28.00	-7,700.00	884.00	243,100.00			884.00	884.00	243,100.00	100%
270	Seismic Expansion Assembly	EA	4	30,000.00	120,000.00			4.00	120,000.00			4.00	4.00	120,000.00	100%
271	2" Combination Air Release and Air/Vacuum Valve	EA	2	5,750.00	11,500.00			2.00	11,500.00			2.00	2.00	11,500.00	100%
272	24" Welded Steel Pipe Casing (Bridge)	LF	77	965.00	74,305.00			77.00	74,305.00			77.00	77.00	74,305.00	100%
273	18" Welded Steel Pipe (0.250" Thick) (Water Line) & CCO 34	LF	456	268.00	122,208.00	-14.00	-3,752.00	442.00	118,456.00			442.00	442.00	118,456.00	100%
274	Seismic Expansion Assembly	EA	2	30,000.00	60,000.00			2.00	60,000.00			2.00	2.00	60,000.00	100%
275	2" Combination Air Release and Air/Vacuum Valve	EA	1	5,745.00	5,745.00			1.00	5,745.00			1.00	1.00	5,745.00	100%
276	Rock Blanket	SQFT	45,060	14.00	630,840.00			45,060.00	630,840.00			45,060.00	45,060.00	630,840.00	100%
277	Cultivation & CCO 34	SQYD	13,430	3.00	40,290.00	-4.00	-12.00	13,426.00	40,278.00			13,426.00	13,426.00	40,278.00	100%
278	Iron Sulfate & CCO 34	LB	3,415	1.00	3,415.00	-3.00	-3.00	3,412.00	3,412.00			3,412.00	3,412.00	3,412.00	100%
279	Soil Amendment	CY	138	33.00	4,554.00			138.00	4,554.00			138.00	138.00	4,554.00	100%
280	Slow-Release Fertilizer	LB	6,140	1.00	6,140.00			6,140.00	6,140.00			6,140.00	6,140.00	6,140.00	100%
281	Plant (Group K)	EA	56	340.00	19,040.00			56.00	19,040.00			56.00	56.00	19,040.00	100%


PROJECT: Limonite Avenue at I-15 Interchange Project, City of Eastvale & the City of Jurupa Valley County Project No.: A3-0393 Contract No.: 18-06-006					Contractor: Guy F. Atkinson Address: 18201 Von Karman, Suite 800 City, State, Zip: Irvine, CA 92612							Estimate No. From: March 26, 2022 To: May 25, 2022		36 Final March 26, 2022 May 25, 2022	
Item No.	Item Description	Units	Quantity	Unit Price	Original Contract Amount	Change Authorized		Total Authorized		This Estimate		Previous Quantity	Total Estimate To Date		% Auth.
						Quantity	Amount	Quantity	Amount	Quantity	Amount		Quantity	Amount	
282	Plant (Group A)	EA	2,905	11.00	31,955.00			2,905.00	31,955.00			2,905.00	2,905.00	31,955.00	100%
283	Plant (Group B) & CCO 34	EA	2,462	21.00	51,702.00	175.00	3,675.00	2,637.00	55,377.00			2,637.00	2,637.00	55,377.00	100%
284	Plant (Group U)	EA	57	97.00	5,529.00			57.00	5,529.00			57.00	57.00	5,529.00	100%
285	Plant Establishment Work	LS	1	13,100.00	13,100.00			1.00	13,100.00			1.00	1.00	13,100.00	100%
286	Wood Mulch & CCO 34	CY	1,240	40.00	49,600.00	-5.00	-200.00	1,235.00	49,400.00			1,235.00	1,235.00	49,400.00	100%
287	Control and Neutral Conductors (Armor-Clad)	LS	1	52,500.00	52,500.00			1.00	52,500.00			1.00	1.00	52,500.00	100%
288	1 1/2" Remote Control Valve & CCO 34	EA	36	478.00	17,208.00	-1.00	-478.00	35.00	16,730.00			35.00	35.00	16,730.00	100%
289	2" Remote Control Valve	EA	1	478.00	478.00			1.00	478.00			1.00	1.00	478.00	100%
290	Tree Well Sprinkler Assembly	EA	112	78.00	8,736.00			112.00	8,736.00			112.00	112.00	8,736.00	100%
291	Riser Sprinkler Assembly (Gear Driven)	EA	66	41.00	2,706.00			66.00	2,706.00			66.00	66.00	2,706.00	100%
292	Pop-up Sprinkler Assembly (Gear Driven)	EA	172	23.00	3,956.00			172.00	3,956.00			172.00	172.00	3,956.00	100%
293	3/4" Plastic Pipe (Schedule 40) (Supply Line)	LF	2,500	3.00	7,500.00			2,500.00	7,500.00			2,500.00	2,500.00	7,500.00	100%
294	1" Plastic Pipe (Schedule 40) (Supply Line)	LF	5,270	3.50	18,445.00			5,270.00	18,445.00			5,270.00	5,270.00	18,445.00	100%
295	1 1/2" Plastic Pipe (Schedule 40) (Supply Line)	LF	4,010	3.50	14,035.00			4,010.00	14,035.00			4,010.00	4,010.00	14,035.00	100%
296	2" Plastic Pipe (Schedule 40) (Supply Line)	LF	1,840	4.00	7,360.00			1,840.00	7,360.00			1,840.00	1,840.00	7,360.00	100%
297	3" Plastic Pipe (Class 315) (Supply Line)	LF	2,130	8.00	17,040.00			2,130.00	17,040.00			2,130.00	2,130.00	17,040.00	100%
298	Check Valve & CCO 34	EA	61	47.00	2,867.00	-1.00	-47.00	60.00	2,820.00	13.00	611.00	47.00	60.00	2,820.00	100%
299	Ball Valve	EA	9	396.00	3,564.00			9.00	3,564.00			9.00	9.00	3,564.00	100%
300	PVC Pipe Conduit (Sleeve)	LF	260	21.00	5,460.00			260.00	5,460.00			260.00	260.00	5,460.00	100%
301	Hydroseed & CCO 34	SQFT	96,600	0.10	9,660.00	-29.00	-2.90	96,571.00	9,657.10			96,571.00	96,571.00	9,657.10	100%
CCO 2	Maintaining Traffic and Construction Improvements	FA	0	1.00	0.00	50,000.00	50,000.00	50,000.00	50,000.00			50,000.00	50,000.00	50,000.00	100%
CCO 2S1	Maintaining Traffic and Construction Improvements	FA	0	1.00	0.00	100,000.00	100,000.00	100,000.00	100,000.00			100,000.00	100,000.00	100,000.00	100%
CCO2S2	Maintaining Traffic and Construction Improvements	FA	0	1.00	0.00	100,000.00	100,000.00	100,000.00	100,000.00			100,000.00	100,000.00	100,000.00	100%
CCO 2S3	Maintaining Traffic and Construction Improvements & CCO 34	FA	0	1.00	0.00	36,939.80	36,939.80	36,939.80	36,939.80			36,939.80	36,939.80	36,939.80	100%
CCO 3	Partnering and DRB & CCO 34	FA	0	1.00	0.00	17,795.03	17,795.03	17,795.03	17,795.03			17,795.03	17,795.03	17,795.03	100%
CCO 4	Stage 1C Incentive	LS	0	1.00	0.00	50,000.00	50,000.00	50,000.00	50,000.00			50,000.00	50,000.00	50,000.00	100%
CCO 5	Cross Over for FW Erection & CCO 34	FA	0	1.00	0.00	72,834.02	72,834.02	72,834.02	72,834.02			72,834.02	72,834.02	72,834.02	100%
CCO 6	Remove Concrete Channel & CCO 34	FA	0	1.00	0.00	37,316.59	37,316.59	37,316.59	37,316.59			37,316.59	37,316.59	37,316.59	100%
CCO 6S1	Remove Concrete Channel & CCO 34	FA	0	1.00	0.00										N/A
CCO 7	VECP JPCP Structural Change	LS	0	1.00	0.00	201,590.51	201,590.51	201,590.51	201,590.51			201,590.51	201,590.51	201,590.51	100%
CCO 7	VECP JPCP Structural Change (Triax-Final Pay)	AP	0	1.00	0.00	743,880.50	743,880.50	743,880.50	743,880.50			743,880.50	743,880.50	743,880.50	100%


PROGRESS ESTIMATE RECORD - COUNTY OF RIVERSIDE

SHEET 12 of 14

Processed Construction Inspection 6/21/2022

PROJECT: Limonite Avenue at I-15 Interchange Project, City of Eastvale & the City of Jurupa Valley County Project No.: A3-0393 Contract No.: 18-06-006					Contractor: Guy F. Atkinson Address: 18201 Von Karman, Suite 800 City, State, Zip: Irvine, CA 92612							Estimate No. 36 Final From: March 26, 2022 To: May 25, 2022			
Item No.	Item Description	Units	Quantity	Unit Price	Original Contract Amount	Change Authorized		Total Authorized		This Estimate		Previous Quantity	Total Estimate To Date		% Auth.
						Quantity	Amount	Quantity	Amount	Quantity	Amount		Quantity	Amount	
CCO 8	Repair Damaged Fiber Optic Line & CCO 34	FA	0	1.00	0.00	67,977.51	67,977.51	67,977.51	67,977.51			67,977.51	67,977.51	67,977.51	100%
CCO 8	Repair Damaged Fiber Optic Line	AP	0	16.482	0.00	-1,000.00	-16,482.00	-1,000.00	-16,482.00			-1,000.00	-1,000.00	-16,482.00	100%
CCO 8S1	Repair Damaged Fiber Optic Line & CCO 34	FA	0	1.00	0.00										
CCO 11	Drainage Facilities	FA	0	1.00	0.00	30,000.00	30,000.00	30,000.00	30,000.00			30,000.00	30,000.00	30,000.00	100%
CCO 11S1	Drainage Facilities & CCO 34	FA	0	1.00	0.00	86,605.78	86,605.78	86,605.78	86,605.78			86,605.78	86,605.78	86,605.78	100%
CCO 12	Maintenance Vehicle Pullout & CCO 34	FA	0	1.00	0.00	9,913.26	9,913.26	9,913.26	9,913.26			9,913.26	9,913.26	9,913.26	100%
CCO 13	Credit for Metal Script Lettering (Bid Item No. 168)	AP	0	1.00	0.00	-3,155.00	-3,155.00	-3,155.00	-3,155.00			-3,155.00	-3,155.00	-3,155.00	100%
CCO 14	Electrical Systems	FA	0	1.00	0.00	51,364.67	51,364.67	51,364.67	51,364.67			51,364.67	51,364.67	51,364.67	100%
CCO 14	Electrical Systems	LS	0	1.00	0.00	48,635.33	48,635.33	48,635.33	48,635.33			48,635.33	48,635.33	48,635.33	100%
CCO 14S1	Electrical Systems & CCO 34	FA	0	1.00	0.00	6,608.52	6,608.52	6,608.52	6,608.52			6,608.52	6,608.52	6,608.52	100%
CCO 14S1	Electrical Systems	LS	0	1.00	0.00	95,859.00	95,859.00	95,859.00	95,859.00			95,859.00	95,859.00	95,859.00	100%
CCO 15	Unforeseen Work	FA	0	1.00	0.00	35,000.00	35,000.00	35,000.00	35,000.00			35,000.00	35,000.00	35,000.00	100%
CCO 15S1	Unforeseen Work & CCO 34	FA	0	1.00	0.00	49,137.02	49,137.02	49,137.02	49,137.02			49,137.02	49,137.02	49,137.02	100%
CCO 16	Sound Wall Architectural Modifications	LS	0	1.00	0.00	56,980.00	56,980.00	56,980.00	56,980.00			56,980.00	56,980.00	56,980.00	100%
CCO 17	Incentive Completion of Stage 1	LS	0	1.00	0.00	200,000.00	200,000.00	200,000.00	200,000.00			200,000.00	200,000.00	200,000.00	100%
CCO 18	Revised Plans	AP	0	1.00	0.00	138,066.91	138,066.91	138,066.91	138,066.91			138,066.91	138,066.91	138,066.91	100%
CCO 19	JPCP Concrete	LS	0	1.00	0.00	119,952.00	119,952.00	119,952.00	119,952.00			119,952.00	119,952.00	119,952.00	100%
CCO 20	Drainage Systems 4 & CCO 34	LS	0	1.00	0.00	170,484.86	170,484.86	170,484.86	170,484.86			170,484.86	170,484.86	170,484.86	100%
CCO 21	Related Impacts Due to Delays	AP	0	1.00	0.00	104,305.00	104,305.00	104,305.00	104,305.00			104,305.00	104,305.00	104,305.00	100%
CCO 24	Chain Link Railing	LS	0	1.00	0.00	60,306.00	60,306.00	60,306.00	60,306.00			60,306.00	60,306.00	60,306.00	100%
CCO 26	CALTRANS SAFETY COMMITTEE	FA	0	1.00	0.00	30,000.00	30,000.00	30,000.00	30,000.00	117.73	117.73	29,882.27	30,000.00	30,000.00	100%
CCO 26S1	CALTRANS SAFETY COMMITTEE & CCO 34	FA	0	1.00	0.00	75,438.69	75,438.69	75,438.69	75,438.69	75,438.69	75,438.69		75,438.69	75,438.69	100%
CCO 27	BALANCING & INCENTIVE STAGE 2	AP	0	1.00	0.00	250,000.00	250,000.00	250,000.00	250,000.00			250,000.00	250,000.00	250,000.00	100%
CCO 28	Iron Fence and Erosion Control Blankets	AP	0	1.00	0.00	58,967.40	58,967.40	58,967.40	58,967.40			58,967.40	58,967.40	58,967.40	100%
CCO 28	Construct Access Road, Fix Invert Bump Pats Ranch, Drainage	LS	0	1.00	0.00	95,361.67	95,361.67	95,361.67	95,361.67			95,361.67	95,361.67	95,361.67	100%
CCO 29	Credit for Application of Seed & Hydromulch	AP	0	1.00	0.00	-14,680.93	-14,680.93	-14,680.93	-14,680.93			-14,680.93	-14,680.93	-14,680.93	100%
CCO 30	Remove Weeds	FA	0	1.00	0.00	15,000.00	15,000.00	15,000.00	15,000.00			15,000.00	15,000.00	15,000.00	100%
CCO 30S1	Remove Weeds	FA	0	1.00	0.00	35,000.00	35,000.00	35,000.00	35,000.00			35,000.00	35,000.00	35,000.00	100%
CCO 30S2	Remove Weeds	FA	0	1.00	0.00	40,000.00	40,000.00	40,000.00	40,000.00			40,000.00	40,000.00	40,000.00	100%
CCO 30S3	Remove Weeds & CCO 34	FA	0	1.00	0.00	43,100.71	43,100.71	43,100.71	43,100.71			43,100.71	43,100.71	43,100.71	100%
CCO 31	JPCP Replacement	AP	0	1.00	0.00	69,709.99	69,709.99	69,709.99	69,709.99			69,709.99	69,709.99	69,709.99	100%

PROJECT: Limonite Avenue at I-15 Interchange Project, City of Eastvale & the City of Jurupa Valley County Project No.: A3-0393 Contract No.: 18-06-006					Contractor: Guy F. Atkinson Address: 18201 Von Karman, Suite 800 City, State, Zip: Irvine, CA 92612							Estimate No. 36 Final From: March 26, 2022 To: May 25, 2022			
Item No.	Item Description	Units	Quantity	Unit Price	Original Contract Amount	Change Authorized		Total Authorized		This Estimate		Previous Quantity	Total Estimate To Date		% Auth.
						Quantity	Amount	Quantity	Amount	Quantity	Amount		Quantity	Amount	
CCO 32	Repair Joints at Drainage Pipes	AP	0	1.00	0.00	11,437.58	11,437.58	11,437.58	11,437.58			11,437.58	11,437.58	11,437.58	100%
CCO 33	Item Adjustments	AP	0	1.00	0.00	23,857.32	23,857.32	23,857.32	23,857.32	23,857.32	23,857.32		23,857.32	23,857.32	100%
DEDUCT	2015 Standard - Contract Compliance Cleanliness Value	CY	0	3.50								-725.65428	-725.65428	-2,539.79	N/A
DEDUCT	Source Inspection	AP	0	1.00								-12,000.00	-12000.00	-12000.00	N/A
DEDUCT	COZEEP	AP	0	1.00								-2,247.46	-2247.46	-2247.46	N/A

PROJECT: Limonite Avenue at I-15 Interchange Project, City of Eastvale & the City of Jurupa Valley County Project No.: A3-0393 Contract No.: 18-06-006					Contractor: Guy F. Atkinson Address: 18201 Von Karman, Suite 800 City, State, Zip: Irvine, CA 92612							Estimate No. 36 Final From: March 26, 2022 To: May 25, 2022			
Item No.	Item Description	Units	Quantity	Unit Price	Original Contract Amount	Change Authorized Quantity	Amount	Total Authorized Quantity	Amount	This Estimate Quantity	Amount	Previous Quantity	Total Estimate To Date Quantity	Amount	% Auth.
PROJECT TOTAL					39,063,043.00		504,102.97		39,567,145.98		112,904.74			39,550,358.73	

Made by: Zaid Afanan/Juan Rojas
Checked by: DR
OK Const. Supv. HD

Working Days: 356
Days Added: 63
Subtotal: 419
Days Used: 419
% Time Elapsed: 100%

Start Date: 8-23-18
End Date: 4-17-20
% \$ Complete: 100%
Original Contract: \$39,063,043.00
Amended Contract: \$39,567,145.98

TOTAL VALUE OF WORK TO DATE: \$39,550,358.73
LESS RETENTION: 0.0026 102,830.95
TOTAL DUE TO DATE: \$39,447,527.78
LESS PREVIOUSLY INVOICED: 39,281,292.89
LESS LABOR NON COMPLIANCE: 0.00
RELEASE 125% OF STOP PAYMENT NOTICE \$42,898.96 = \$53,623.70: 0.00
TOTAL DUE THIS PAYMENT: \$166,234.89

This Estimate Approved Mark Lancaster Date: 6/21/2022
Mark Lancaster, Director of Transportation

Quantities on This Estimate Approved  Digitally signed by Torrence Reiman
Date: 2022.06.21 10:32:45-0700
Guy F. Atkinson

\$166,234.89

Payment Approval

FUND: 20000

DEPT. ID.: 31305

ACCOUNT: 527980

PROJECT: ZA3-0393E

ACTIVITY ID.: Z3500

RESOURCE CNT

SIGNATURE: 

DATE: 06/21/2022

Received by Accounts Payable: _____
By: _____

YB
06/21/22

Transfiscal Approved
Donna Gentry 58871
6/30/22

Limonite Avenue at I-15 Interchange Attachment to Estimate 36 Final

Estimate 36	DEDUCTION			TOTAL
	Release of Stop Payment Notice			\$53,623.70
	Total to Release			\$53,623.70

Estimate 36	THIS ESTIMATE -	RETENTION THIS ESTIMATE +	Credit	TOTAL DUE THIS PAYMENT
	\$112,904.74	\$293.55	\$53,623.70	\$166,234.89