

**SUBMITTAL TO THE BOARD OF SUPERVISORS
COUNTY OF RIVERSIDE, STATE OF CALIFORNIA**



**ITEM: 2.6
(ID # 20227)**

MEETING DATE:

Tuesday, October 25, 2022


FROM : TREASURER-TAX COLLECTOR:

SUBJECT: TREASURER-TAX COLLECTOR: Receive and File the Treasurer's Monthly Disclosure Report on Investments dated September, 2022, All Districts. [\$0]

RECOMMENDED MOTION: That the Board of Supervisors:

1. Receives and files the 'Monthly Disclosure Report on Investments dated September, 2022'.

ACTION:Consent



Matthew Jennings, Treasurer-Tax Collector 10/13/2022

MINUTES OF THE BOARD OF SUPERVISORS

On motion of Supervisor Spiegel, seconded by Supervisor Perez and duly carried by unanimous vote, IT WAS ORDERED that the above matter is received and filed as recommended.

Ayes: Jeffries, Spiegel, Washington, Hewitt, and Perez
Nays: None
Absent: None
Date: October 25, 2022
xc: Tax Collector

Kecia R. Harper
Clerk of the Board

By: 
Deputy

**SUBMITTAL TO THE BOARD OF SUPERVISORS COUNTY OF RIVERSIDE,
STATE OF CALIFORNIA**

FINANCIAL DATA	Current Fiscal Year:	Next Fiscal Year:	Total Cost:	Ongoing Cost
COST	\$ 0	\$ 0	\$ 0	\$ 0
NET COUNTY COST	\$ 0	\$ 0	\$ 0	\$ 0
SOURCE OF FUNDS: NA			Budget Adjustment:	No
			For Fiscal Year:	2022-2023

C.E.O. RECOMMENDATION: Approve.

BACKGROUND:

Summary

The County Treasurer -Tax Collector is submitting the above noted report to the County Board of Supervisors in keeping with Section 53607 of the California Government Code, which requires a quarterly report on the status of investments. The practice has been to provide the Board with a monthly report. The report gives various statistics on the portfolio as to overall composition, liquidity, credit quality on the various securities and provides several trends on earning performance, average weighted maturity, and the portfolio's 'paper loss or gain'.

COUNTY OF RIVERSIDE TREASURER-TAX COLLECTOR'S

MANAGED BY

Matt Jennings

Treasurer-Tax Collector

Giovane Pizano
Assistant Treasurer



John Byerly
Chief Investment Officer

Steve Faeth
Senior Investment Officer

Isela Licea
Investment Officer

COUNTY ADMINISTRATIVE CENTER
4080 LEMON STREET,
4TH FLOOR,
RIVERSIDE, CA 92502-2205

WWW.COUNTYTREASURER.ORG

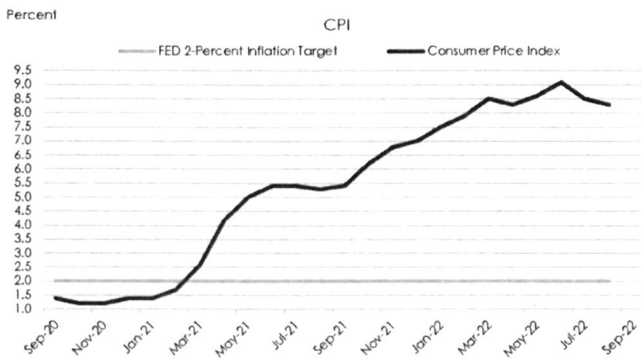


**TREASURER-TAX COLLECTOR'S
POOLED INVESTMENT FUND**

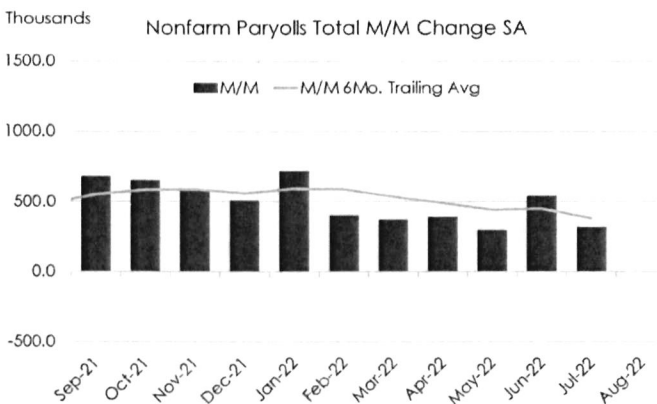
September 2022 REPORT

INFLATION FIGHT CONTINUES

September saw inflation readings continue to come in on the high side. The Consumer Price Index released mid-month was up 8.3%, far from the Fed’s desired rate of 2.00%. In response to the persistently high inflation reading, the Fed increased the Federal Funds Rate to a range of 3.00% - 3.25% on September 21st, a 75-basis point jump, the third consecutive increase of that magnitude.



Things were more positive than expected for employment. Non-farm payrolls added 315,000 which beat expectations of 298,000.




Federal Reserve Chair Jerome Powell’s public comments, reaffirming the Fed’s dedication to stamp out inflation, encouraged investors who now estimate the Fed will continue raising rates to nearly 5.00% to slow the economy by cooling the overheated demand for goods.

The housing sector has already begun slowing due to higher rates. Higher mortgage rates are limiting the purchasing power of homebuyers, with the National Association of Home Builders Index now down to 46, the ninth straight monthly decline. The index peaked at 90 in late November of 2020. A reading below 50 indicates that more builders report conditions as ‘poor’ than those who see conditions as ‘good’. Even Riverside County, one of the hottest real estate markets in the country over the past 3 years, is seeing a slowdown. In our County, the most recent annual price gain has dropped to 7.4% versus increases as high as 24% during the peak of the boom. Prices may even begin to show a decline as the next few months pass, considering current data shows activity from late summer.

In the bond market, September saw 2-year Treasury yields start the month at 3.50% and end the month at 4.28%. 5-year Treasury yields began the month at 3.40% and ended at 4.09%. Stocks declined in September, with the Dow Jones Industrial Average beginning the month at 31,500 and ending at 28,725.

Matt Jennings

Treasurer-Tax Collector



Treasurer Tax-Collector Statement

The Treasurer's Pooled Investment Fund is comprised of contributions from the county, schools, special districts, and other discretionary depositors throughout the County of Riverside. The primary objective of the Treasurer shall be to **safeguard the principal** of the funds under the Treasurer's control, meet the **liquidity needs** of the depositor, and to maximize a **return on the funds** within the given parameters.

The Treasurer-Tax Collector and the Capital Markets team are committed to maintaining the highest credit ratings. The Treasurer's Pooled Investment Fund is currently rated **Aaa-bf** by **Moody's Investor Service** and **AAAf/S1** by **Fitch Ratings**, two of the nation's most trusted bond credit rating services.

Since its inception, the Treasurer's Pooled Investment Fund has been in **full compliance** with the Treasurer's Statement of Investment Policy, which is more restrictive than California Government Code 53646.

PORTFOLIO SUMMARY

Month End Values \$ are

Expressed in 000,000	Sep-22	Mar-22	Sep-21
Principal Value	\$ 11,388.37	\$ 11,359.75	\$ 9,562.12
Market Value*	11,069.50	11,224.94	9,560.64
Book Value*	11,402.43	11,359.75	9,562.12
Unrealized Gain/Loss*	(332.93)	(134.81)	(1.48)
Paper Gain or Loss %	-2.920%	-1.187%	-0.015%
Yield	1.76	0.56	0.28
WAM (Yrs)	1.27	1.17	1.19

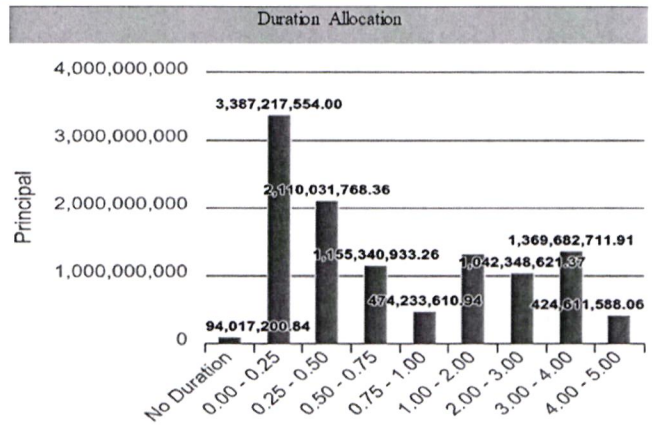
* Market values do not include accrued interest.

* Book Value is amount paid changed by amortization, accretion, adjustments, write downs

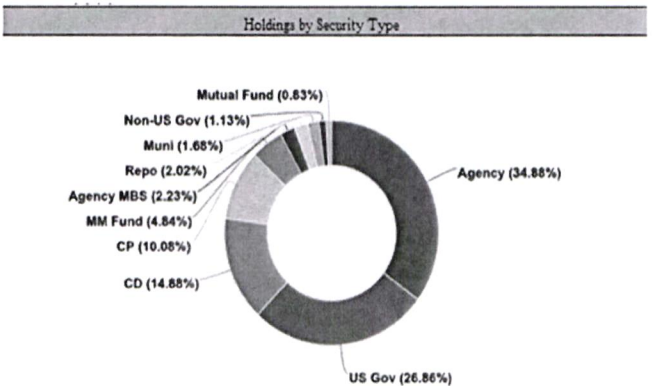
* Unrealized Gain/Loss is Market Value - Book Value

TPIF STATS

Composite Credit Ratings			
Rating	Market Value	Moody's Rating	Fitch Rating
AAA	5,834,041,920.13	Aaa	AAA
AA+	300,748,507.72	Aaa	AAA
AA	86,173,381.80	Aa2	AA
NA	469,567,955.33	NA	NA
A-1+	4,378,973,819.55	P-1	AAA
AAA	11,069,505,584.53	Aaa	AAA



Holdings by Security Type					
Security Type	Days to Final	Par Value	Market Price	Yield	Principal
Agency CMO	445	66,364,591.12	98.7049	3.416	66,035,853.95
Mutual Fund	---	93,213,169.12	1.0086	---	94,017,200.84
Non-US Gov	695	128,895,000.00	93.4560	0.737	128,730,013.14
Muni	690	190,335,000.00	95.5731	1.520	191,185,815.00
Repo	3	230,000,000.00	100.0000	2.950	230,000,000.00
Agency MBS	779	255,748,944.34	96.9677	3.462	253,589,463.16
MM Fund	0	550,955,016.99	1.0000	2.914	550,990,000.99
CP	56	1,157,066,000.00	99.5135	2.493	1,147,673,093.74
CD	110	1,695,000,000.00	100.0001	2.151	1,695,002,456.82
US Gov	426	3,070,000,000.00	97.0449	1.195	3,059,018,008.14
Agency	817	3,999,744,250.00	93.8835	1.491	3,972,131,101.06
Total	464	11,437,321,971.56	91.2002	1.758	11,388,373,006.85



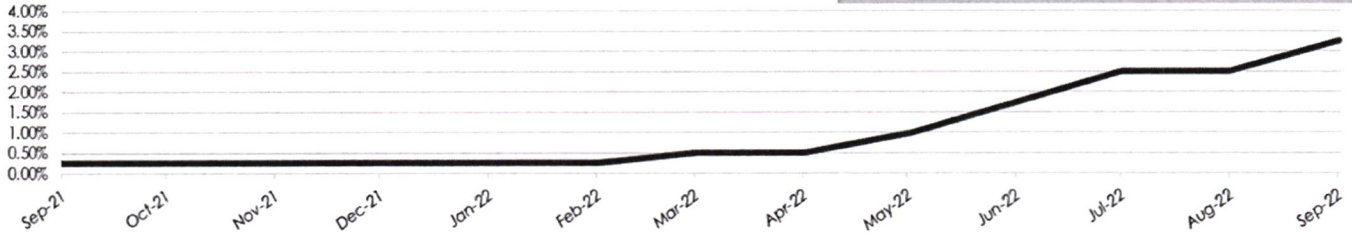
Month	Monthly Receipts	Monthly Disbursements	Difference	Required Maturesd Investments	Balance	Actual Investments Maturing	Available to Invest > 1 Year
10/2022					76.10		
10/2022	1,500.00	1,700.00	-200.00	123.90	0.00	1,891.72	
11/2022	1,600.00	1,700.00	-100.00	100.00	0.00	930.00	
12/2022	3,500.00	1,800.00	1700.00		1,700.00	113.25	
01/2023	1,600.00	2,400.00	-800.00		900.00	1,370.80	
02/2023	1,500.00	1,800.00	-300.00		600.00	510.56	
03/2023	2,350.00	1,800.00	550.00		1,150.00	411.75	
04/2023	2,750.00	2,070.00	680.00		1,830.00	73.43	
05/2023	1,600.00	2,500.00	-900.00		930.00	767.19	
06/2023	2,300.00	2,400.00	-100.00		830.00	365.00	
07/2023	1,400.00	2,100.00	-700.00		130.00	94.64	
08/2023	1,800.00	1,600.00	200.00		330.00	147.69	
09/2023	2,100.00	1,750.00	350.00		680.00	150.50	
TOTALS	24,000.00	23,620.00	380.00	223.90	9,156.10	6,826.52	11,164.47
				1.97%		59.94%	98.03%

FIXED INCOME MARKETS

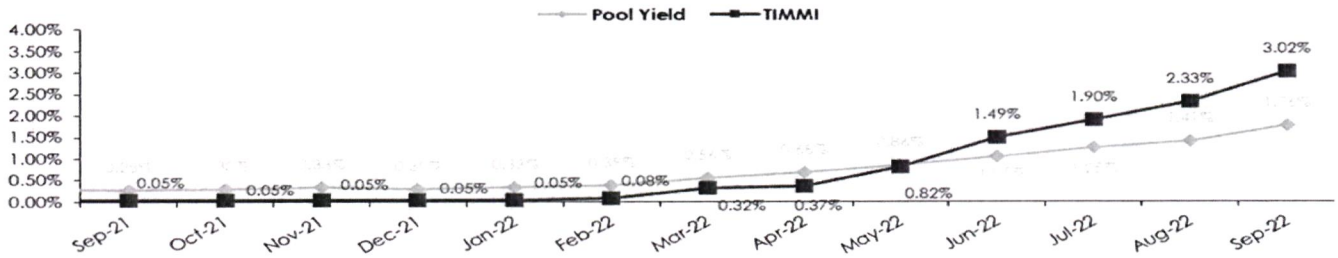
FED FUNDS RATE

Fed Fund Rate: 3.00% to 3.25%

Next FOMC Scheduled Meeting: 11/02/2022

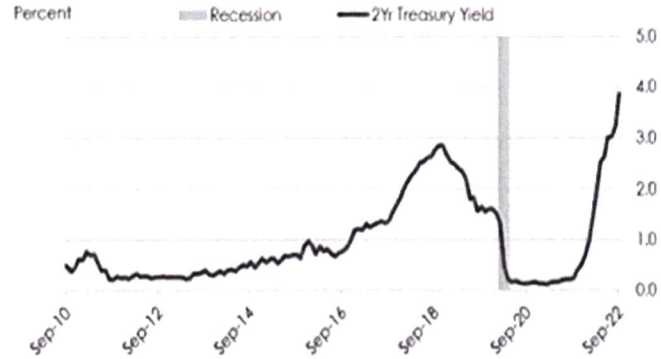
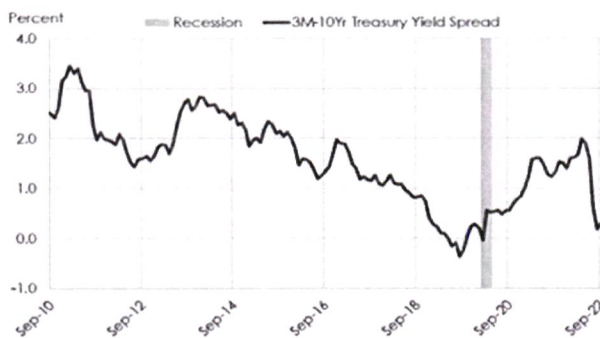


TIMMI



The Treasurer's Institutional Money Market Index (TIMMI) is a composite index of four AAA rated prime institutional money market funds. Their average yield is compared to the yield of the Treasurer's Pooled Investment Fund in the above graph.

US Treasury Market



US Treasury Yield Curve	3 Mo	6 Mo	1 Yr	2 Yr	3 Yr	5 Yr	10 Yr	30 Yr
09/30/2022 - 09/01/2022	0.36	0.58	0.54	0.71	0.71	0.67	0.57	0.42
09/30/2022	3.33	3.92	4.05	4.22	4.25	4.06	3.83	3.79
09/01/2022	2.97	3.34	3.51	3.51	3.54	3.39	3.26	3.37

Compliance Status: Full Compliance

The Treasurer's Pooled Investment Fund was in full compliance with the County of Riverside's Treasurer's Statement of Investment Policy. The County's Statement of Investment Policy is more restrictive than California Government Code 53646. The County's Investment Policy is reviewed annually by the County of Riverside's Oversight Committee and approved by the Board of Supervisors.

Investment Category	GOVERNMENT CODE			COUNTY INVESTMENT POLICY			Actual %
	Maximum Maturity	Authorized % Limit	S&P/ Moody's	Maximum Maturity	Authorized % Limit	S&P/ Moody's	
MUNICIPAL BONDS (MUNI)	5 YEARS	NO LIMIT	NA	4 YEARS	15%	AA-/Aa3/AA-	1.68%
U.S. TREASURIES	5 YEARS	NO LIMIT	NA	5 YEARS	100%	NA	26.86%
LOCAL AGENCY OBLIGATIONS (LAO)	5 YEARS	NO LIMIT	NA	3 YEARS	2.50%	INVESTMENT GRADE	0.00%
FEDERAL AGENCIES COMMERCIAL PAPER (CP)	5 YEARS	NO LIMIT	AAA	5 YEARS	100%	NA	37.11%
CERTIFICATE & TIME DEPOSITS (NCD & TCD)	270 DAYS	40%	A1/P1	270 DAYS	40%	A1/P1/F1	10.08%
INT'L BANK FOR RECONSTRUCTION AND DEVELOPMENT AND INT'L FINANCE CORPORATION	5 YEARS	30%	NA	1 YEAR	25% Combined	A1/P1/F1	14.88%
REPURCHASE AGREEMENTS (REPO)	NA	NA	NA	4 YEARS	20%	AA/Aa/AA	1.13%
REVERSE REPOS	1 YEARS	NO LIMIT	NA	45 DAYS	40% max, 25% in term repo over 7 days	A1/P1/F1	2.02%
MEDIUM TERM NOTES (MTNO)	92 DAYS	20%	NA	60 DAYS	10%	NA	0.00%
CALTRUST SHORT TERM FUND	5 YEARS	30%	A	3 YEARS	20%	AA/Aa2/AA	0.00%
MONEY MARKET MUTUAL FUNDS (MMF)	NA	NA	NA	DAILY LIQUIDITY	1.00%	NA	0.82%
LOCAL AGENCY INVESTMENT FUND (LAIF)	60 DAYS ⁽¹⁾	20%	AAA/Aaa ⁽²⁾	DAILY LIQUIDITY	20%	AAA by 2 Of 3 RATINGS AGC.	4.84%
CASH/DEPOSIT ACCOUNT	NA	NA	NA	DAILY LIQUIDITY	Max \$50 million	NA	0.00%
	NA	NA	NA	NA	NA	NA	0.00%

Agency
AGCY BOND

Cusip	Description	Yield	Market Price	Final Maturity	Par Value	Market Value	Book Value	Net Unrealized Gain/Loss
3130A1112	FEDERAL HOME LOAN BANKS	4.312	100.0688	09/11/2026	1,000,000.00	1,000,088.00	997,784.61	2,303.39
3131KQA7	FEDERAL FARM CREDIT BANKS FUNDING CORP	1.693	95.8108	09/10/2024	1,977,534.91	1,977,534.91	2,079,030.13	(101,495.22)
3135GA2P5	FEDERAL NATIONAL MORTGAGE ASSOCIATION	0.356	94.0132	05/03/2024	3,500,000.00	3,290,462.00	3,499,680.26	(209,218.26)
3136G4P31	FEDERAL NATIONAL MORTGAGE ASSOCIATION	0.450	93.0291	08/19/2024	3,701,000.00	3,443,006.99	3,701,000.00	(257,993.01)
3136G4K7	FEDERAL HOME LOAN MORTGAGE CORP	3.488	87.2750	10/27/2026	5,000,000.00	4,363,750.00	4,494,878.89	(131,128.89)
3130A1115	FEDERAL HOME LOAN BANKS	3.941	98.2704	09/11/2026	5,000,000.00	4,913,520.00	4,965,477.37	(51,957.37)
3131N1145	FEDERAL FARM CREDIT BANKS FUNDING CORP	3.294	96.0314	08/24/2026	5,000,000.00	4,801,570.00	4,969,374.78	(167,804.78)
3131NKS8	FEDERAL FARM CREDIT BANKS FUNDING CORP	1.202	93.1343	01/06/2025	5,000,000.00	4,656,715.00	4,991,461.96	(334,746.96)
3130A12G8	FEDERAL HOME LOAN BANKS	0.615	88.4534	02/18/2026	5,000,000.00	4,422,670.00	4,997,460.16	(574,790.16)
3131N1145	FEDERAL FARM CREDIT BANKS FUNDING CORP	3.137	96.0314	08/24/2026	5,000,000.00	4,801,570.00	4,997,856.73	(196,286.73)
3131N1P70	FEDERAL FARM CREDIT BANKS FUNDING CORP	1.764	94.1482	02/25/2025	5,000,000.00	4,707,410.00	4,998,397.81	(290,987.81)
3131N1J9	FEDERAL FARM CREDIT BANKS FUNDING CORP	1.542	96.3315	02/28/2024	5,000,000.00	4,816,575.00	5,000,000.00	(183,425.00)
3134GVW6	FEDERAL HOME LOAN MORTGAGE CORP	0.730	90.9572	05/28/2025	5,000,000.00	4,547,860.00	5,000,000.00	(452,140.00)
3136G4XK4	FEDERAL NATIONAL MORTGAGE ASSOCIATION	0.650	90.4686	06/30/2025	5,000,000.00	4,523,430.00	5,000,000.00	(476,570.00)
3134GV5R5	FEDERAL HOME LOAN MORTGAGE CORP	0.570	93.5759	07/15/2024	5,000,000.00	4,678,795.00	5,000,000.00	(321,205.00)
3136G4ZP9	FEDERAL NATIONAL MORTGAGE ASSOCIATION	0.625	89.9182	08/27/2025	5,000,000.00	4,495,910.00	5,000,000.00	(504,090.00)
3136G46N8	FEDERAL NATIONAL MORTGAGE ASSOCIATION	0.600	89.3133	10/29/2025	5,000,000.00	4,465,665.00	5,000,000.00	(534,335.00)
3135G06F5	FEDERAL NATIONAL MORTGAGE ASSOCIATION	0.310	95.7768	11/16/2023	5,000,000.00	4,788,840.00	5,000,000.00	(211,160.00)
3134GXBM5	FEDERAL HOME LOAN MORTGAGE CORP	0.600	89.2777	11/12/2025	5,000,000.00	4,463,885.00	5,000,000.00	(536,115.00)
3134GXBM5	FEDERAL HOME LOAN MORTGAGE CORP	0.600	89.2777	11/12/2025	5,000,000.00	4,463,885.00	5,000,000.00	(536,115.00)
3135GA2Z3	FEDERAL NATIONAL MORTGAGE ASSOCIATION	0.560	89.1220	11/17/2025	5,000,000.00	4,456,100.00	5,000,000.00	(543,900.00)
3135GA2Z3	FEDERAL NATIONAL MORTGAGE ASSOCIATION	0.560	89.1220	11/17/2025	5,000,000.00	4,456,100.00	5,000,000.00	(543,900.00)
3131N1P25	FEDERAL FARM CREDIT BANKS FUNDING CORP	0.320	91.5178	12/23/2024	5,000,000.00	4,575,890.00	5,000,000.00	(424,110.00)
3130A1125	FEDERAL HOME LOAN BANKS	0.400	91.9452	11/26/2024	5,000,000.00	4,597,260.00	5,000,000.00	(402,740.00)
3130A11N9	FEDERAL HOME LOAN BANKS	0.550	89.7337	08/25/2025	5,000,000.00	4,486,085.00	5,000,000.00	(513,915.00)
3131N1M57	FEDERAL FARM CREDIT BANKS FUNDING CORP	0.480	91.1891	03/03/2025	5,000,000.00	4,559,455.00	5,000,000.00	(440,545.00)
3131N1M57	FEDERAL FARM CREDIT BANKS FUNDING CORP	0.900	88.7459	05/18/2026	5,000,000.00	4,437,295.00	5,000,000.00	(562,705.00)
3130AMJN3	FEDERAL HOME LOAN BANKS	1.030	89.1106	05/26/2026	5,000,000.00	4,455,530.00	5,000,000.00	(544,470.00)
3136G46S7	FEDERAL NATIONAL MORTGAGE ASSOCIATION	0.560	89.2081	10/28/2025	5,000,000.00	4,460,405.00	5,000,000.00	(539,595.00)
3134GW7G1	FEDERAL HOME LOAN MORTGAGE CORP	0.600	89.5525	09/30/2025	5,000,000.00	4,477,625.00	5,000,000.00	(522,375.00)
3134GW7P1	FEDERAL HOME LOAN MORTGAGE CORP	0.500	90.2128	06/16/2025	5,000,000.00	4,510,640.00	5,000,000.00	(489,360.00)
3136G4XZ1	FEDERAL NATIONAL MORTGAGE ASSOCIATION	0.740	90.6988	06/30/2025	5,000,000.00	4,534,940.00	5,000,000.00	(466,060.00)
3130AMM22	FEDERAL HOME LOAN BANKS	1.000	88.9127	06/10/2026	5,000,000.00	4,445,635.00	5,000,000.00	(554,365.00)
3134GV3A4	FEDERAL HOME LOAN MORTGAGE CORP	0.500	93.5680	07/01/2024	5,000,000.00	4,678,400.00	5,000,000.00	(321,600.00)
3130AQR18	FEDERAL HOME LOAN BANKS	2.000	90.9922	02/25/2027	5,000,000.00	4,549,610.00	5,000,000.00	(450,390.00)
3130AQR18	FEDERAL HOME LOAN BANKS	2.000	90.9922	02/25/2027	5,000,000.00	4,549,610.00	5,000,000.00	(450,390.00)
3130AR6V0	FEDERAL HOME LOAN BANKS	2.150	94.8088	03/14/2025	5,000,000.00	4,740,440.00	5,000,000.00	(259,560.00)
3130AR6V0	FEDERAL HOME LOAN BANKS	2.500	92.5984	03/22/2027	5,000,000.00	4,629,920.00	5,000,000.00	(370,080.00)
3130AR7D7	FEDERAL HOME LOAN BANKS	2.050	94.5347	03/25/2025	5,000,000.00	4,726,735.00	5,000,000.00	(273,265.00)
3130A1B78	FEDERAL HOME LOAN BANKS	4.150	97.6787	09/29/2027	5,000,000.00	4,883,935.00	5,000,000.00	(116,065.00)
3130A1B78	FEDERAL HOME LOAN BANKS	4.150	97.6787	09/29/2027	5,000,000.00	4,883,935.00	5,000,000.00	(116,065.00)
3131N1I80	FEDERAL FARM CREDIT BANKS FUNDING CORP	0.680	90.7182	06/10/2025	5,025,000.00	4,558,589.55	5,025,000.00	(466,410.45)
3130AN8K2	FEDERAL HOME LOAN BANKS	3.250	95.9834	06/29/2026	5,250,000.00	5,039,128.50	5,250,000.00	(210,871.50)
3130A1GK5	FEDERAL HOME LOAN BANKS	0.580	88.3361	02/25/2026	6,000,000.00	5,300,166.00	6,000,000.00	(699,834.00)
3131KPT5	FEDERAL FARM CREDIT BANKS FUNDING CORP	1.671	94.8805	09/17/2024	6,128,000.00	5,814,277.04	6,119,736.95	(305,469.91)
3130AR1G9	FEDERAL HOME LOAN BANKS	2.180	97.0038	02/28/2024	7,000,000.00	6,790,266.00	7,000,000.00	(209,734.00)
3130A1I42	FEDERAL HOME LOAN BANKS	4.700	99.4667	09/29/2027	7,000,000.00	6,958,469.00	7,000,000.00	(41,531.00)
3130A1B78	FEDERAL HOME LOAN BANKS	4.150	97.6787	09/29/2027	7,000,000.00	7,057,286.08	7,225,000.00	(167,713.93)
3131MK114	FEDERAL FARM CREDIT BANKS FUNDING CORP	0.160	99.3316	12/15/2022	8,245,000.00	8,189,890.42	8,245,000.00	(55,109.58)
3136G4Q97	FEDERAL NATIONAL MORTGAGE ASSOCIATION	0.650	89.9856	08/27/2025	8,650,000.00	7,783,754.40	8,650,000.00	(866,245.60)
3130A1G7	FEDERAL HOME LOAN BANKS	1.016	89.4481	03/23/2026	8,921,250.00	7,979,888.62	8,916,330.65	(936,442.03)
US3130A12X12	FEDERAL HOME LOAN BANKS	3.001	86.6999	02/17/2027	10,000,000.00	8,669,999.00	9,128,827.27	(458,837.27)
3131N1589	FEDERAL FARM CREDIT BANKS FUNDING CORP	2.905	92.9508	09/03/2024	10,000,000.00	9,295,080.00	9,552,843.24	(257,763.24)
3131N140	FEDERAL FARM CREDIT BANKS FUNDING CORP	2.882	93.0648	08/19/2024	10,000,000.00	9,306,480.00	9,565,888.94	(259,408.94)
3130AKY11	FEDERAL HOME LOAN BANKS	1.746	86.6672	02/10/2027	10,000,000.00	8,666,720.00	9,610,012.03	(952,292.03)
3130A1G77	FEDERAL HOME LOAN BANKS	1.000	89.4481	03/23/2026	9,750,000.00	8,721,189.75	9,750,000.00	(1,028,810.25)
3130A1G77	FEDERAL HOME LOAN BANKS	1.000	89.4481	03/23/2026	9,750,000.00	8,721,189.75	9,750,000.00	(1,028,810.25)
3130A1G77	FEDERAL HOME LOAN BANKS	1.000	89.4481	03/23/2026	9,750,000.00	8,721,189.75	9,750,000.00	(1,028,810.25)
3130A1G77	FEDERAL HOME LOAN BANKS	1.668	88.7678	08/20/2026	10,000,000.00	8,876,788.29	9,141,408.29	(264,620.00)
3131N199	FEDERAL FARM CREDIT BANKS FUNDING CORP	3.830	96.5314	09/15/2027	10,000,000.00	9,533,140.00	9,796,620.48	(143,480.48)
3130A1I10	FEDERAL HOME LOAN BANKS	3.040	89.4520	03/05/2026	10,000,000.00	9,392,460.00	9,799,192.28	(406,732.28)
3131N1K64	FEDERAL FARM CREDIT BANKS FUNDING CORP	1.908	89.2895	01/11/2027	10,000,000.00	8,928,950.00	9,821,793.66	(892,843.66)
3130AQR55	FEDERAL HOME LOAN BANKS	1.984	90.0368	01/28/2027	10,000,000.00	9,013,680.00	9,883,399.67	(869,719.67)
3131N1K65	FEDERAL FARM CREDIT BANKS FUNDING CORP	1.340	88.5144	10/20/2026	10,000,000.00	8,851,440.00	9,921,758.49	(1,070,318.49)
3131N1K65	FEDERAL FARM CREDIT BANKS FUNDING CORP	0.253	95.4853	12/08/2023	9,931,000.00	9,482,645.14	9,931,501.81	(448,856.67)
3131N1K65	FEDERAL FARM CREDIT BANKS FUNDING CORP	1.249	88.5144	10/20/2026	10,000,000.00	8,851,440.00	9,957,071.82	(1,105,631.82)
3131N199	FEDERAL FARM CREDIT BANKS FUNDING CORP	3.467	96.5314	09/15/2027	10,000,000.00	9,533,140.00	9,958,467.14	(425,327.14)
3131A1X1	FEDERAL HOME LOAN MORTGAGE CORP	0.497	89.0824	09/23/2025	10,000,000.00	8,908,240.00	9,964,095.91	(1,055,855.91)
3131N1Z1	FEDERAL FARM CREDIT BANKS FUNDING CORP	1.860	90.3587	01/26/2027	10,000,000.00	9,035,870.00	9,967,094.62	(931,224.62)
3131N1Y2	FEDERAL FARM CREDIT BANKS FUNDING CORP	1.349	88.2247	06/17/2024	10,000,000.00	9,822,470.00	9,968,963.75	(146,493.75)
3130AQ6F5	FEDERAL HOME LOAN BANKS	3.306	88.8094	12/21/2026	10,000,000.00	8,880,940.00	9,777,178.40	(1,096,238.40)
3131N1V19	FEDERAL FARM CREDIT BANKS FUNDING CORP	2.913	94.5423	04/26/2027	10,000,000.00	9,454,230.00	9,983,922.89	(529,692.89)
3131N1K33	FEDERAL FARM CREDIT BANKS FUNDING CORP	3.075	95.1444	07/19/2027	10,000,000.00	9,514,440.00	9,988,966.05	(474,526.05)
3131N1B66	FEDERAL FARM CREDIT BANKS FUNDING CORP	3.174	96.1718	07/20/2026	10,000,000.00	9,617,180.00	9,991,449.69	(374,269.69)
3132X0B85	FEDERAL AGRICULTURAL MORTGAGE CORP	2.960	99.0201	06/30/2023	10,000,000.00	9,992,010.00	9,992,116.30	(99,106.30)
3131N1M57	FEDERAL FARM CREDIT BANKS FUNDING CORP	0.512	91.1891	03/03/2025	10,000,000.00	9,118,910.00	9,992,431.04	(873,521.04)
3130ARM15	FEDERAL HOME LOAN BANKS	2.838	96.7729	10/25/2024	10,000,000.00	9,677,290.00	9,992,549.34	(315,259.34)
3131N1P5	FEDERAL FARM CREDIT BANKS FUNDING CORP	0.339	91.5178	12/23/2024	10,000,000.00	9,151,780.00	9,995,803.70	(844,023.70)
3131N1L17	FEDERAL FARM CREDIT BANKS FUNDING CORP	0.244	95.1955	12/28/2023	10,000,000.00	9,519,550.00	9,995,804.83	(476,254.83)
3131N1D48	FEDERAL FARM CREDIT BANKS FUNDING CORP	3.492	98.8397	10/02/2023	10,000,000.00	9,883,970.00	9,995,845.88	(111,875.88)
3135G0T94	FEDERAL NATIONAL MORTGAGE ASSOCIATION	2.000	99.5995	01/19/2023	10,000,000.00	9,959,950.00	9,996,619.17	(36,669.17)
3131A1Z8	FEDERAL HOME LOAN MORTGAGE CORP	0.280	95.7351	11/06/2023	10,000,000.00	9,573,510.00	9,996,703.27	(423,193.27)
3131MKW1	FEDERAL FARM CREDIT BANKS FUNDING CORP	0.235	95.2089	12/21/2023	10,000,000.00	9,526,890.00	9,996,941.82	(470,051.82)
3135G0A66	FEDERAL NATIONAL MORTGAGE ASSOCIATION	0.580	89.3308	10/20/2025	10,000,000.00	8,933,080.00	9,977,842.55	(1,044,762.55)
3131N1718	FEDERAL FARM CREDIT BANKS FUNDING CORP	0.250	98.4302	03/15/2023	10,000,000.00	9,843,020.00	9,998,637.92	(155,617.92)
3134XELX8	FEDERAL HOME LOAN MORTGAGE CORP	0.270	97.4884	06/01/2023	10,000,000.00	9,748,840.00	9,998,662.93	(249,822.93)
3135G0C2	FEDERAL NATIONAL MORTGAGE ASSOCIATION	0.604	89.3133	10/29/2025	10,000,000.00	8,931,330.00	9,998,768.11	(1,067,438.11)
3131N1K8	FEDERAL FARM CREDIT BANKS FUNDING CORP	2.719	99.3637	04/11/2023	10,000,000.00	9,936,370.00	9,998,978.49	(62,608.49)
3134XC0A0	FEDERAL HOME LOAN MORTGAGE CORP	0.328	95.7062	11/24/2023	10,000,000.00	9,570,620.00	9,999,042.29	(428,422.29)

3136G4C3	FEDERAL NATIONAL MORTGAGE ASSOCIATION	0.540	89.1595	10/27/2025	10,000,000.00	8,915,950.00	10,000,000.00	(1,084,050.00)
3135G0C2	FEDERAL NATIONAL MORTGAGE ASSOCIATION	0.600	89.3133	10/29/2025	10,000,000.00	8,931,330.00	10,000,000.00	(1,068,670.00)
3134G3X2	FEDERAL HOME LOAN MORTGAGE CORP	0.625	89.4007	10/27/2025	10,000,000.00	8,940,070.00	10,000,000.00	(1,059,930.00)
3135G2A20	FEDERAL NATIONAL MORTGAGE ASSOCIATION	0.550	89.2002	11/04/2025	10,000,000.00	8,920,020.00	10,000,000.00	(1,079,980.00)
3135G3A3	FEDERAL NATIONAL MORTGAGE ASSOCIATION	0.350	93.8550	05/17/2024	10,000,000.00	9,385,500.00	10,000,000.00	(614,500.00)
3135G3A3	FEDERAL NATIONAL MORTGAGE ASSOCIATION	0.350	93.8550	05/17/2024	10,000,000.00	9,385,500.00	10,000,000.00	(614,500.00)
3135G0A8	FEDERAL NATIONAL MORTGAGE ASSOCIATION	0.420	92.0679	11/18/2024	10,000,000.00	9,206,790.00	10,000,000.00	(793,210.00)
3135G2A23	FEDERAL NATIONAL MORTGAGE ASSOCIATION	0.560	89.1220	11/17/2025	10,000,000.00	8,912,200.00	10,000,000.00	(1,087,800.00)
3131MI19	FEDERAL FARM CREDIT BANKS FUNDING CORP	0.310	95.6340	11/30/2023	10,000,000.00	9,563,400.00	10,000,000.00	(436,600.00)
3134G3A8	FEDERAL HOME LOAN MORTGAGE CORP	0.200	99.5250	11/23/2022	10,000,000.00	9,952,500.00	10,000,000.00	(47,500.00)
3134G3A8	FEDERAL HOME LOAN MORTGAGE CORP	0.200	99.5250	11/23/2022	10,000,000.00	9,952,500.00	10,000,000.00	(47,500.00)
3134G3C19	FEDERAL HOME LOAN MORTGAGE CORP	0.400	93.8545	05/24/2024	10,000,000.00	9,385,450.00	10,000,000.00	(614,550.00)
3134G3C19	FEDERAL HOME LOAN MORTGAGE CORP	0.400	93.8545	05/24/2024	10,000,000.00	9,385,450.00	10,000,000.00	(614,550.00)
3134G3GQ1	FEDERAL HOME LOAN MORTGAGE CORP	0.200	99.3394	12/15/2022	10,000,000.00	9,933,940.00	10,000,000.00	(66,060.00)
3134G3H1	FEDERAL HOME LOAN MORTGAGE CORP	0.700	89.1888	12/30/2025	10,000,000.00	8,918,880.00	10,000,000.00	(1,081,120.00)
3131MK14	FEDERAL FARM CREDIT BANKS FUNDING CORP	0.160	99.3316	12/15/2022	10,000,000.00	9,933,160.00	10,000,000.00	(66,840.00)
3131MI10	FEDERAL FARM CREDIT BANKS FUNDING CORP	0.190	96.2391	09/22/2023	10,000,000.00	9,623,910.00	10,000,000.00	(376,090.00)
3130AKK2	FEDERAL HOME LOAN HANKS	0.270	94.2924	03/28/2024	10,000,000.00	9,429,240.00	10,000,000.00	(570,760.00)
3130AKI79	FEDERAL HOME LOAN HANKS	0.250	95.2431	12/28/2023	10,000,000.00	9,524,310.00	10,000,000.00	(475,690.00)
3134G3H10	FEDERAL HOME LOAN MORTGAGE CORP	0.220	97.1472	06/30/2023	10,000,000.00	9,714,720.00	10,000,000.00	(285,280.00)
3136G43M1	FEDERAL NATIONAL MORTGAGE ASSOCIATION	0.320	94.3637	03/28/2024	10,000,000.00	9,436,370.00	10,000,000.00	(563,630.00)
3130AL1M2	FEDERAL HOME LOAN HANKS	0.750	88.962	02/25/2026	10,000,000.00	8,898,620.00	10,000,000.00	(1,101,380.00)
3130AL1G9	FEDERAL HOME LOAN HANKS	0.850	89.1639	02/26/2026	10,000,000.00	8,916,390.00	10,000,000.00	(1,083,610.00)
3130AL1H6	FEDERAL HOME LOAN HANKS	0.750	88.7090	03/18/2026	10,000,000.00	8,870,900.00	10,000,000.00	(1,129,100.00)
3130AL1H6	FEDERAL HOME LOAN HANKS	0.750	88.7090	03/18/2026	10,000,000.00	8,870,900.00	10,000,000.00	(1,129,100.00)
3130AL1L0	FEDERAL HOME LOAN HANKS	0.530	90.2707	06/18/2025	10,000,000.00	9,027,070.00	10,000,000.00	(972,930.00)
3131MI1P5	FEDERAL FARM CREDIT BANKS FUNDING CORP	0.710	91.4248	04/01/2025	10,000,000.00	9,142,480.00	10,000,000.00	(857,520.00)
3131MI1P5	FEDERAL FARM CREDIT BANKS FUNDING CORP	0.710	91.4248	04/01/2025	10,000,000.00	9,142,480.00	10,000,000.00	(857,520.00)
3130AL1J3	FEDERAL HOME LOAN HANKS	0.375	94.3185	04/08/2024	10,000,000.00	9,431,850.00	10,000,000.00	(568,150.00)
3130AL1NK6	FEDERAL HOME LOAN HANKS	0.625	91.2922	03/25/2025	10,000,000.00	9,129,220.00	10,000,000.00	(870,780.00)
3130AL1P3	FEDERAL HOME LOAN HANKS	0.750	90.7257	06/30/2025	10,000,000.00	9,072,570.00	10,000,000.00	(927,430.00)
3131MVD1	FEDERAL FARM CREDIT BANKS FUNDING CORP	0.330	94.2876	04/05/2024	10,000,000.00	9,428,760.00	10,000,000.00	(571,240.00)
3131MVD1	FEDERAL FARM CREDIT BANKS FUNDING CORP	0.270	95.9838	10/20/2023	10,000,000.00	9,598,380.00	10,000,000.00	(401,620.00)
3131MQ2	FEDERAL FARM CREDIT BANKS FUNDING CORP	0.990	88.6517	07/13/2026	10,000,000.00	8,865,170.00	10,000,000.00	(1,134,830.00)
3131MQ2	FEDERAL FARM CREDIT BANKS FUNDING CORP	0.990	88.6517	07/13/2026	10,000,000.00	8,865,170.00	10,000,000.00	(1,134,830.00)
3130ANJ9	FEDERAL HOME LOAN HANKS	1.000	88.5939	07/27/2026	10,000,000.00	8,859,390.00	10,000,000.00	(1,140,610.00)
3130ANI48	FEDERAL HOME LOAN HANKS	1.000	88.4501	08/17/2026	10,000,000.00	8,845,010.00	10,000,000.00	(1,154,990.00)
3130ANI17	FEDERAL HOME LOAN HANKS	1.000	88.5287	08/05/2026	10,000,000.00	8,852,870.00	10,000,000.00	(1,147,130.00)
3130AMM19	FEDERAL HOME LOAN HANKS	1.000	89.0140	05/26/2026	10,000,000.00	8,901,400.00	10,000,000.00	(1,098,600.00)
3130AL1G2	FEDERAL HOME LOAN HANKS	0.750	88.7090	03/18/2026	10,000,000.00	8,870,900.00	10,000,000.00	(1,129,100.00)
3130AL1N4	FEDERAL HOME LOAN HANKS	0.700	91.4758	03/24/2025	10,000,000.00	9,147,580.00	10,000,000.00	(852,420.00)
3130AKI10	FEDERAL HOME LOAN HANKS	0.260	93.2485	06/28/2024	10,000,000.00	9,324,850.00	10,000,000.00	(675,150.00)
3134GWN44	FEDERAL HOME LOAN MORTGAGE CORP	0.450	92.8077	09/11/2024	10,000,000.00	9,280,770.00	10,000,000.00	(719,230.00)
3134GWR32	FEDERAL HOME LOAN MORTGAGE CORP	0.410	93.5419	06/24/2024	10,000,000.00	9,354,190.00	10,000,000.00	(645,810.00)
3134GVR22	FEDERAL HOME LOAN MORTGAGE CORP	0.750	91.0152	05/27/2025	10,000,000.00	9,101,520.00	10,000,000.00	(898,480.00)
3134GXR66	FEDERAL HOME LOAN MORTGAGE CORP	0.190	99.5236	11/23/2022	10,000,000.00	9,952,360.00	10,000,000.00	(47,640.00)
3130ANR9	FEDERAL HOME LOAN HANKS	1.130	89.1056	07/20/2026	10,000,000.00	8,910,560.00	10,000,000.00	(1,089,440.00)
3130AKI7	FEDERAL HOME LOAN HANKS	0.850	88.9982	03/25/2026	10,000,000.00	8,899,820.00	10,000,000.00	(1,100,180.00)
3136G43M1	FEDERAL NATIONAL MORTGAGE ASSOCIATION	0.400	92.6597	09/16/2024	10,000,000.00	9,265,970.00	10,000,000.00	(734,030.00)
3135GAA74	FEDERAL NATIONAL MORTGAGE ASSOCIATION	0.500	90.1392	06/24/2025	10,000,000.00	9,013,920.00	10,000,000.00	(986,080.00)
3130AL1J1	FEDERAL HOME LOAN HANKS	0.580	88.3511	02/23/2026	10,000,000.00	8,835,110.00	10,000,000.00	(1,164,890.00)
3130AM169	FEDERAL HOME LOAN HANKS	1.070	89.0646	06/26/2026	10,000,000.00	8,906,460.00	10,000,000.00	(1,093,540.00)
3135G3A3	FEDERAL NATIONAL MORTGAGE ASSOCIATION	0.300	95.7660	11/16/2023	10,000,000.00	9,576,600.00	10,000,000.00	(423,400.00)
3130AL1K0	FEDERAL HOME LOAN HANKS	0.625	91.2922	03/25/2025	10,000,000.00	9,129,220.00	10,000,000.00	(870,780.00)
3130AL1K0	FEDERAL HOME LOAN HANKS	0.625	91.2922	03/25/2025	10,000,000.00	9,129,220.00	10,000,000.00	(870,780.00)
3134GWP26	FEDERAL HOME LOAN MORTGAGE CORP	0.500	90.9724	03/28/2025	10,000,000.00	9,097,240.00	10,000,000.00	(902,760.00)
3134GWL79	FEDERAL HOME LOAN MORTGAGE CORP	0.400	92.7267	09/10/2024	10,000,000.00	9,272,670.00	10,000,000.00	(727,330.00)
3134GWL79	FEDERAL HOME LOAN MORTGAGE CORP	0.400	92.7267	09/10/2024	10,000,000.00	9,272,670.00	10,000,000.00	(727,330.00)
3130ANI19	FEDERAL HOME LOAN HANKS	1.000	88.4015	08/25/2026	10,000,000.00	8,840,150.00	10,000,000.00	(1,150,850.00)
3130ANX88	FEDERAL HOME LOAN HANKS	0.500	92.7254	09/27/2024	10,000,000.00	9,272,540.00	10,000,000.00	(727,460.00)
3130ANYN4	FEDERAL HOME LOAN HANKS	1.000	88.7080	09/30/2026	10,000,000.00	8,817,080.00	10,000,000.00	(1,182,920.00)
3130ANM10	FEDERAL HOME LOAN HANKS	1.100	88.7678	08/20/2026	10,000,000.00	8,876,780.00	10,000,000.00	(1,123,220.00)
3131NI1M8	FEDERAL FARM CREDIT BANKS FUNDING CORP	1.430	89.2712	11/23/2026	10,000,000.00	8,927,120.00	10,000,000.00	(1,072,880.00)
3131NO14	FEDERAL FARM CREDIT BANKS FUNDING CORP	0.970	93.0644	12/09/2024	10,000,000.00	9,309,440.00	10,000,000.00	(699,560.00)
3130AQR8	FEDERAL HOME LOAN HANKS	2.000	90.9922	02/25/2027	10,000,000.00	9,099,220.00	10,000,000.00	(900,780.00)
3130ARF55	FEDERAL HOME LOAN HANKS	2.000	96.7501	03/28/2024	10,000,000.00	9,675,010.00	10,000,000.00	(324,990.00)
3130ARI1X2	FEDERAL HOME LOAN HANKS	3.000	94.1750	03/25/2027	10,000,000.00	9,417,500.00	10,000,000.00	(582,500.00)
3130ARI1X2	FEDERAL HOME LOAN HANKS	3.000	94.1750	03/25/2027	10,000,000.00	9,417,500.00	10,000,000.00	(582,500.00)
3130ARI1X2	FEDERAL HOME LOAN HANKS	3.000	94.1750	03/25/2027	10,000,000.00	9,417,500.00	10,000,000.00	(582,500.00)
3130ARI1X2	FEDERAL HOME LOAN HANKS	3.000	95.5080	04/28/2027	10,000,000.00	9,559,800.00	10,000,000.00	(440,200.00)
3130AR1P7	FEDERAL HOME LOAN HANKS	3.500	95.1282	04/13/2026	10,000,000.00	9,512,820.00	10,000,000.00	(487,180.00)
3131NI1U7	FEDERAL FARM CREDIT BANKS FUNDING CORP	3.110	95.1282	04/13/2026	10,000,000.00	9,738,620.00	10,000,000.00	(261,380.00)
3130AR519	FEDERAL HOME LOAN HANKS	3.000	94.1388	04/29/2027	10,000,000.00	9,413,880.00	10,000,000.00	(586,120.00)
3130AR5C6	FEDERAL HOME LOAN HANKS	2.900	95.9564	05/29/2025	10,000,000.00	9,595,640.00	10,000,000.00	(404,360.00)
3130AR1U6	FEDERAL HOME LOAN HANKS	3.125	94.9798	10/29/2026	10,000,000.00	9,497,980.00	10,000,000.00	(502,020.00)
3130AS314	FEDERAL HOME LOAN HANKS	3.770	96.3204	05/26/2027	10,000,000.00	9,632,040.00	10,000,000.00	(367,960.00)
3130AS314	FEDERAL HOME LOAN HANKS	2.201	98.7546	06/09/2023	10,000,000.00	9,875,460.00	10,000,000.00	(124,540.00)
3130AS314	FEDERAL HOME LOAN HANKS	2.289	98.7024	06/09/2023	10,000,000.00	9,870,240.00	10,000,000.00	(129,760.00)
3130AS4G1	FEDERAL HOME LOAN HANKS	2.325	98.7083	06/12/2023	10,000,000.00	9,870,830.00	10,000,000.00	(129,170.00)
3130AS4T3	FEDERAL HOME LOAN HANKS	2.900	97.5114	06/21/2024	10,000,000.00	9,751,140.00	10,000,000.00	(248,860.00)
3134G3V80	FEDERAL HOME LOAN MORTGAGE CORP	3.300	95.0285	06/28/2027	10,000,000.00	9,502,850.00	10,000,000.00	(497,150.00)
3134G3V80	FEDERAL HOME LOAN MORTGAGE CORP	4.250	97.8740	06/30/2027	10,000,000.00	9,787,400.00	10,000,000.00	(212,600.00)
3134G3V77	FEDERAL HOME LOAN MORTGAGE CORP	3.560	97.1027	06/27/2025	10,000,000.00	9,710,270.00	10,000,000.00	(289,730.00)
3131MI1D0	FEDERAL FARM CREDIT BANKS FUNDING CORP	2.873	95.6475	08/03/2026	10,000,000.00	9,564,750.00	10,000,000.00	(480,927.76)
3135G0K24	FEDERAL NATIONAL MORTGAGE ASSOCIATION	1.098	94.1913	01/07/2025	10,000,000.00	9,419,130.00	10,116,973.35	(697,843.35)
3130ASG17	FEDERAL HOME LOAN HANKS	3.095	97.0812	06/11/2027	10,000,000.00	9,708,120.00	10,175,030.55	(466,910.55)
3131MI1A7	FEDERAL FARM CREDIT BANKS FUNDING CORP	2.721	97.3862	04/18/2024	10,520,000.00	10,245,028.24	10,497,772.49	(252,744.25)
3134G3X00	FEDERAL HOME LOAN MORTGAGE CORP	0.328	95.7062	11/24/2023	10,710,000.00	10,250,134.02	10,708,965.79	(458,831.77)
3130AQK41	FEDERAL HOME LOAN HANKS	1.750	90.2179	01/28/2027	11,250,000.00	10,149,513.75	11,250,000.00	(1,100,486.25)
3133K2X1	FEDERAL HOME LOAN HANKS	2.611	99.2656					

3136G4YU1	FEDERAL NATIONAL MORTGAGE ASSOCIATION	0.730	90.5440	07/15/2025	15,000,000.00	13,581,600.00	15,000,000.00	(1,418,400.00)
3134GW19	FEDERAL HOME LOAN MORTGAGE CORP	0.510	91.6059	01/29/2025	15,000,000.00	13,740,885.00	15,000,000.00	(1,259,115.00)
3136G4C27	FEDERAL NATIONAL MORTGAGE ASSOCIATION	0.700	90.3456	07/29/2025	15,000,000.00	13,551,840.00	15,000,000.00	(1,448,160.00)
3136G4H77	FEDERAL NATIONAL MORTGAGE ASSOCIATION	0.700	90.2920	08/04/2025	15,000,000.00	13,543,800.00	15,000,000.00	(1,456,200.00)
3136G4H63	FEDERAL NATIONAL MORTGAGE ASSOCIATION	0.550	89.7621	08/19/2025	15,000,000.00	13,464,315.00	15,000,000.00	(1,535,685.00)
3136G4J38	FEDERAL NATIONAL MORTGAGE ASSOCIATION	0.410	93.0364	08/12/2024	15,000,000.00	13,955,460.00	15,000,000.00	(1,044,540.00)
3136G4K51	FEDERAL NATIONAL MORTGAGE ASSOCIATION	0.310	96.7137	08/17/2023	15,000,000.00	14,507,055.00	15,000,000.00	(492,945.00)
3134GW138	FEDERAL HOME LOAN MORTGAGE CORP	0.540	89.5187	09/15/2025	15,000,000.00	13,427,805.00	15,000,000.00	(1,572,195.00)
3133I MKG6	FEDERAL FARM CREDIT BANKS FUNDING CORP	0.200	97.2999	06/15/2023	15,000,000.00	14,594,985.00	15,000,000.00	(405,015.00)
3130AKK12	FEDERAL HOME LOAN BANKS	0.270	94.2924	03/28/2024	15,000,000.00	14,143,860.00	15,000,000.00	(856,140.00)
3133I MLP5	FEDERAL FARM CREDIT BANKS FUNDING CORP	0.320	91.5178	12/23/2024	15,000,000.00	13,727,670.00	15,000,000.00	(1,272,330.00)
3130AL1M2	FEDERAL HOME LOAN BANKS	0.790	88.9862	02/25/2026	15,000,000.00	13,347,930.00	15,000,000.00	(1,652,070.00)
3130AMK17	FEDERAL HOME LOAN BANKS	1.050	89.1750	05/26/2026	15,000,000.00	13,376,250.00	15,000,000.00	(1,623,750.00)
3130AMW15	FEDERAL HOME LOAN BANKS	1.050	88.9989	06/26/2026	15,000,000.00	13,349,835.00	15,000,000.00	(1,650,165.00)
3130ANAJ9	FEDERAL HOME LOAN BANKS	1.000	88.5939	07/27/2026	15,000,000.00	13,289,085.00	15,000,000.00	(1,710,915.00)
3134GWC6	FEDERAL HOME LOAN MORTGAGE CORP	0.420	95.0673	01/24/2024	15,000,000.00	14,260,095.00	15,000,000.00	(739,905.00)
3130AL1W9	FEDERAL HOME LOAN BANKS	0.790	88.8317	03/18/2026	15,000,000.00	13,324,755.00	15,000,000.00	(1,675,245.00)
3130AMS52	FEDERAL HOME LOAN BANKS	1.000	88.9510	06/08/2026	15,000,000.00	13,342,650.00	15,000,000.00	(1,657,350.00)
3130AKI10	FEDERAL HOME LOAN BANKS	0.260	93.2485	06/28/2024	15,000,000.00	13,987,275.00	15,000,000.00	(1,012,725.00)
3134GWL0	FEDERAL HOME LOAN MORTGAGE CORP	0.500	94.2841	04/29/2024	15,000,000.00	14,142,615.00	15,000,000.00	(857,385.00)
3130ANHX7	FEDERAL HOME LOAN BANKS	1.000	88.6270	07/22/2026	15,000,000.00	13,294,050.00	15,000,000.00	(1,705,950.00)
3130ANSB4	FEDERAL HOME LOAN BANKS	1.020	88.8308	07/06/2026	15,000,000.00	13,324,620.00	15,000,000.00	(1,675,380.00)
3135GA3Z2	FEDERAL NATIONAL MORTGAGE ASSOCIATION	0.600	89.1998	11/25/2025	15,000,000.00	13,379,970.00	15,000,000.00	(1,620,030.00)
3135GA4R9	FEDERAL NATIONAL MORTGAGE ASSOCIATION	0.420	92.9308	08/23/2024	15,000,000.00	13,939,620.00	15,000,000.00	(1,060,380.00)
3134GW122	FEDERAL HOME LOAN MORTGAGE CORP	0.475	90.9527	03/24/2025	15,000,000.00	13,642,905.00	15,000,000.00	(1,357,095.00)
3130AL1W4	FEDERAL HOME LOAN BANKS	0.720	91.3872	04/08/2025	15,000,000.00	13,708,080.00	15,000,000.00	(1,291,920.00)
3130ANS5C	FEDERAL HOME LOAN BANKS	1.000	88.3921	08/26/2026	15,000,000.00	13,258,815.00	15,000,000.00	(1,741,185.00)
3130ANT89	FEDERAL HOME LOAN BANKS	1.000	88.3951	08/26/2026	15,000,000.00	13,259,265.00	15,000,000.00	(1,740,735.00)
3130AP5M3	FEDERAL HOME LOAN BANKS	1.040	88.3120	09/28/2026	15,000,000.00	13,246,800.00	15,000,000.00	(1,753,200.00)
3130APAD7	FEDERAL HOME LOAN BANKS	1.035	88.3458	09/28/2026	15,000,000.00	13,251,870.00	15,000,000.00	(1,748,130.00)
3130AS144	FEDERAL HOME LOAN BANKS	4.700	98.7597	06/30/2027	15,000,000.00	14,813,955.00	15,000,000.00	(1,186,045.00)
3134GXXV3	FEDERAL HOME LOAN MORTGAGE CORP	3.001	97.2144	09/23/2024	15,000,000.00	14,582,160.00	15,000,000.00	(417,840.00)
3130AT1Z6	FEDERAL HOME LOAN BANKS	4.200	99.8518	09/20/2023	15,000,000.00	14,977,770.00	15,000,000.00	(22,230.00)
3130ATEF0	FEDERAL HOME LOAN BANKS	4.250	97.7045	09/30/2027	15,000,000.00	14,655,675.00	15,000,000.00	(344,325.00)
3133E13E2	FEDERAL FARM CREDIT BANKS FUNDING CORP	0.320	96.7870	08/10/2023	15,945,000.00	15,432,687.15	15,945,000.00	(512,312.85)
3130AL1G7	FEDERAL HOME LOAN BANKS	3.010	89.4481	03/23/2026	19,500,000.00	17,442,379.50	18,222,544.54	(780,165.04)
3134GW4C7	FEDERAL HOME LOAN MORTGAGE CORP	3.092	87.2750	10/27/2026	20,000,000.00	17,455,000.00	18,262,791.06	(848,191.06)
3134GW4C7	FEDERAL HOME LOAN MORTGAGE CORP	3.046	87.2750	10/27/2026	20,000,000.00	17,455,000.00	18,303,155.72	(848,155.72)
3130AL1E2	FEDERAL HOME LOAN BANKS	3.001	87.3214	02/24/2027	20,000,000.00	17,464,280.00	18,384,344.70	(920,064.70)
3130AL1G7	FEDERAL HOME LOAN BANKS	1.000	89.4481	03/23/2026	19,500,000.00	17,442,379.50	19,500,000.00	(2,057,620.50)
3130AL1G7	FEDERAL HOME LOAN BANKS	1.000	89.4481	03/23/2026	19,500,000.00	17,442,379.50	19,500,000.00	(2,057,620.50)
3130APX13	FEDERAL HOME LOAN BANKS	2.589	96.2086	11/27/2023	20,000,000.00	19,241,720.00	19,597,985.43	(356,265.43)
3130AQH55	FEDERAL HOME LOAN BANKS	2.086	90.0368	01/28/2027	20,000,000.00	18,007,360.00	19,683,824.35	(1,676,464.35)
3133INR83	FEDERAL FARM CREDIT BANKS FUNDING CORP	1.764	96.2188	03/14/2024	20,000,000.00	19,243,760.00	19,960,558.14	(716,798.14)
3130AP5H7	FEDERAL HOME LOAN BANKS	0.590	92.8253	09/30/2024	20,000,000.00	18,565,060.00	19,992,007.30	(1,426,947.30)
3133IMKW1	FEDERAL FARM CREDIT BANKS FUNDING CORP	0.235	95.2689	12/21/2023	20,000,000.00	19,053,780.00	19,993,866.83	(940,086.83)
3130APWV1	FEDERAL HOME LOAN BANKS	1.503	89.5217	11/24/2026	20,000,000.00	17,984,340.00	19,997,501.37	(2,093,161.37)
3130AT1T0	FEDERAL HOME LOAN BANKS	3.702	97.9607	09/27/2027	20,000,000.00	19,592,140.00	19,998,004.38	(405,864.38)
3135GA4P3	FEDERAL NATIONAL MORTGAGE ASSOCIATION	0.650	89.3740	11/18/2025	20,000,000.00	17,874,800.00	20,000,000.00	(2,125,200.00)
3135GA5A5	FEDERAL NATIONAL MORTGAGE ASSOCIATION	0.350	94.7572	02/23/2024	20,000,000.00	18,951,440.00	20,000,000.00	(1,048,560.00)
3130ATH19	FEDERAL HOME LOAN BANKS	3.700	99.4945	09/27/2023	20,000,000.00	19,898,900.00	20,000,000.00	(101,100.00)
3133FNC99	FEDERAL FARM CREDIT BANKS FUNDING CORP	3.629	96.2666	07/27/2026	20,000,000.00	19,325,320.00	20,049,421.49	(724,101.49)
3130AL1V4	FEDERAL HOME LOAN BANKS	2.112	88.8701	02/24/2026	25,000,000.00	22,217,525.00	23,896,501.04	(1,678,976.04)
3130AQF57	FEDERAL HOME LOAN BANKS	0.736	95.6344	12/22/2023	25,000,000.00	23,908,600.00	24,966,321.92	(1,057,721.92)
3130AL1P7	FEDERAL HOME LOAN BANKS	0.701	91.4243	03/17/2025	25,000,000.00	22,856,075.00	24,968,774.73	(2,112,699.73)
3133E1TW2	FEDERAL FARM CREDIT BANKS FUNDING CORP	0.307	94.3385	03/18/2024	25,000,000.00	23,584,625.00	24,997,386.20	(1,412,761.20)
3133E1MML3	FEDERAL FARM CREDIT BANKS FUNDING CORP	0.125	99.0165	01/12/2023	25,000,000.00	24,754,125.00	24,999,638.71	(245,513.71)
3130AL1H7	FEDERAL HOME LOAN BANKS	0.510	92.7119	09/30/2024	25,000,000.00	23,177,975.00	25,000,000.00	(1,822,025.00)
3130AL1H3	FEDERAL HOME LOAN BANKS	0.700	88.5638	03/16/2026	25,000,000.00	22,140,950.00	25,000,000.00	(2,859,050.00)
3130AQ012	FEDERAL HOME LOAN BANKS	1.000	94.4737	06/28/2024	25,000,000.00	23,618,425.00	25,000,000.00	(1,381,575.00)
3130AQAY9	FEDERAL HOME LOAN BANKS	1.509	89.3194	12/30/2026	25,000,000.00	22,329,850.00	25,000,000.00	(2,670,150.00)
3130AKS14	FEDERAL HOME LOAN BANKS	3.350	98.9114	12/29/2023	25,000,000.00	24,727,850.00	25,000,000.00	(272,150.00)
3130AS1E7	FEDERAL HOME LOAN BANKS	3.203	99.0608	09/29/2023	25,000,000.00	24,765,200.00	25,000,000.00	(234,800.00)
3130AT1U7	FEDERAL HOME LOAN BANKS	4.017	99.9030	06/29/2023	25,000,000.00	24,975,750.00	25,000,000.00	(24,250.00)
3135G0143	FEDERAL NATIONAL MORTGAGE ASSOCIATION	2.345	98.7508	09/12/2023	30,000,000.00	29,625,240.00	30,145,540.27	(520,300.27)
3133INW6	FEDERAL FARM CREDIT BANKS FUNDING CORP	0.457	97.6982	05/23/2023	50,000,000.00	48,849,100.00	49,973,783.33	(1,124,683.33)
3130AQ06	FEDERAL HOME LOAN BANKS	0.500	97.3706	06/30/2023	50,000,000.00	48,685,300.00	50,000,000.00	(1,314,700.00)
3130AQ7C1	FEDERAL HOME LOAN BANKS	0.500	97.3706	06/30/2023	50,000,000.00	48,685,300.00	50,000,000.00	(1,314,700.00)
3130ATE52	FEDERAL HOME LOAN BANKS	4.200	99.8557	09/29/2023	50,000,000.00	49,927,850.00	50,000,000.00	(72,150.00)
---	---	1.379	93.0856	04/19/2025	3,417,555,250.00	3,180,488,118.61	3,400,520,471.37	(220,032,352.75)

Agency	AGCY DISC	Cusip	Description	Yield	Market Price	Final Maturity	Par Value	Market Value	Book Value	Net Unrealized Gain/Loss
313385R24	FEDERAL HOME LOAN BANKS	1.552	99.5093	11/28/2022	15,000,000.00	14,926,395.00	14,962,783.33	(36,388.33)		
313384E Y0	FEDERAL HOME LOAN BANKS	2.035	97.4359	05/23/2023	17,189,000.00	16,748,256.85	16,964,984.36	(216,727.51)		
313384H93	FEDERAL HOME LOAN BANKS	2.484	98.8129	01/31/2023	20,000,000.00	19,762,580.00	19,833,944.44	(71,364.44)		
313384H84	FEDERAL HOME LOAN BANKS	2.484	98.8722	01/26/2023	20,000,000.00	19,774,240.00	19,840,750.00	(66,510.00)		
313313M70	FEDERAL FARM CREDIT BANKS FUNDING CORP	0.401	99.7598	11/01/2022	20,000,000.00	19,951,960.00	19,993,111.11	(41,151.11)		
313384L C1	FEDERAL HOME LOAN BANKS	4.121	96.2084	08/31/2023	25,000,000.00	24,052,100.00	24,072,222.23	(20,122.23)		
313384H Q7	FEDERAL HOME LOAN BANKS	3.969	97.5306	05/15/2023	25,000,000.00	24,382,650.00	24,391,055.56	(8,405.56)		
313384M5	FEDERAL HOME LOAN BANKS	3.938	97.5700	05/12/2023	25,000,000.00	24,392,500.00	24,403,784.72	(11,284.72)		
313384D J5	FEDERAL HOME LOAN BANKS	3.102	98.1837	03/22/2023	25,000,000.00	24,545,925.00	24,635,044.44	(89,119.44)		
313384E G0	FEDERAL HOME LOAN BANKS	1.722	97.9160	04/19/2023	25,000,000.00	24,479,000.00	24,770,972.22	(291,972.22)		
313384A C3	FEDERAL HOME LOAN BANKS	1.433	99.1315	01/03/2023	25,000,000.00	24,782,875.00	24,907,305.56	(124,430.56)		
313385P67	FEDERAL HOME LOAN BANKS	1.511	99.6256	11/16/2022	25,000,000.00	24,906,400.00	24,952,083.33	(45,683.33)		
313385M60	FEDERAL HOME LOAN BANKS	1.379	99.7720	10/31/2022	25,000,000.00	24,943,000.00	24,971,458.33	(28,458.33)		
313385M60	FEDERAL HOME LOAN BANKS	1.359	99.7720	10/31/2022	25,000,000.00	24,943,000.00	24,971,875.00	(28,875.00)		
313385K88	FEDERAL HOME LOAN BANKS	1.358	99.8872	10/17/2022	25,000,000.00	24,971,800.00	24,985,000.00	(13,200.00)		
313151M62	FEDERAL AGRICULTURAL MORTGAGE CORP	1.228	99.7681	10/31/2022	40,000,000.00	39,907,240.00	39,959,333.33	(52,093.33)		
313384F M6	FEDERAL HOME LOAN BANKS	3.938	97.5700	05/12/2023	50,000,000.00	48,785,000.00	48,807,569.45	(22,569.45)		
313384F T1	FEDERAL HOME LOAN BANKS	2.061	97.4976	05/18/2023	50,000,000.00	48,748,800.00	49,354,347.22	(605,547.22)		
313384H A6</										

Cusip	Description	Yield	Market Price	Final Maturity	Par Value	Market Value	Book Value	Net Unrealized Gain/Loss
3136AW7J0	FNA 2017-M8 A2	3.406	94.8609	05/25/2027	13,833,651.90	13,122,721.99	13,683,985.32	(561,263.33)
3136AW7J0	FNA 2017-M8 A2	3.406	94.8609	05/25/2027	13,833,651.90	13,122,721.99	13,683,985.32	(561,263.33)

Agency MBS

FHLMC

Cusip	Description	Yield	Market Price	Final Maturity	Par Value	Market Value	Book Value	Net Unrealized Gain/Loss
31371XQY1	FHMS K-064 A2	3.154	94.8228	03/25/2027	1,000,000.00	948,227.71	1,001,627.72	(53,400.01)
31371NW44	FHMS K-736 A2	3.655	92.0309	07/25/2026	10,000,000.00	9,203,088.70	9,537,677.10	(334,588.40)
3137121J3	FHMS K-066 A2	3.111	94.2024	06/25/2027	11,095,000.00	10,451,750.84	11,084,946.54	(633,195.69)
31371M067	FHMS K-735 A2	3.518	94.4941	05/25/2026	14,966,810.70	14,142,746.48	14,638,765.73	(496,019.25)
3137136J2	FHMS K-029 A2	3.287	99.6553	02/25/2023	17,066,491.16	17,007,670.47	17,045,784.30	(38,113.83)
313714W18	FHMS K-033 A2	3.422	98.9896	07/25/2023	19,620,000.00	19,421,751.28	19,543,042.24	(121,290.96)
313713NX2	FHMS K-031 A2	3.494	99.3473	04/25/2023	24,099,067.75	23,941,773.62	24,033,723.55	(91,949.94)
3137136J2	FHMS K-029 A2	3.660	99.6553	02/25/2023	24,733,842.67	24,648,596.00	24,659,347.09	(10,751.09)
313715K22	FHMS K-035 A2	3.667	99.2257	08/25/2023	24,793,268.50	24,601,301.66	24,705,763.07	(104,461.41)
313715JM6	FHMS K-034 A2	3.499	99.2423	07/25/2023	25,000,000.00	24,810,565.50	24,959,650.94	(149,085.44)
---	---	3.499	98.1665	02/15/2024	172,374,480.78	169,177,472.27	171,210,328.28	(2,032,856.01)

Agency MBS

FNMA

Cusip	Description	Yield	Market Price	Final Maturity	Par Value	Market Value	Book Value	Net Unrealized Gain/Loss
31381LGR6	FN AN2007	3.059	97.8247	07/01/2023	5,019,463.48	4,910,272.93	4,979,855.72	(69,582.79)
31381LZL1	FN AN5246	3.365	94.7793	05/01/2027	7,100,000.00	6,729,326.89	7,068,797.95	(339,471.06)
31381CH81	FN AN0254	3.738	95.2492	12/01/2025	7,490,333.28	7,134,484.77	7,359,985.20	(225,500.43)
31381LNL7	FN AN2188	3.543	92.9597	07/01/2026	10,000,000.00	9,295,965.80	9,823,301.08	(627,335.28)
31381CHR9	FEDERAL NATIONAL MORTGAGE ASSOCIATION	2.939	95.2492	12/01/2025	14,321,860.80	13,641,462.13	14,809,780.90	(668,318.77)
31381D5W9	FN AN1760	4.176	93.3778	06/01/2026	15,000,000.00	14,006,674.65	14,644,483.05	(607,808.40)
31381JRUZ5	FN AN5099	3.076	94.3070	04/01/2027	24,442,806.00	23,051,286.10	24,420,685.21	(1,369,399.11)
---	---	3.385	94.4821	06/11/2026	83,374,463.55	78,769,473.28	82,576,889.11	(3,807,415.84)

CD

Cusip	Description	Yield	Market Price	Final Maturity	Par Value	Market Value	Book Value	Net Unrealized Gain/Loss
89114WNL5	Toronto-Dominion Bank - New York Branch	0.440	100.0000	11/22/2022	15,000,000.00	15,000,000.00	15,000,000.00	0.00
89114WPN9	Toronto-Dominion Bank - New York Branch	0.800	100.0000	01/20/2023	20,000,000.00	20,000,000.00	20,000,000.00	0.00
89114WVA0	Toronto-Dominion Bank - New York Branch	2.200	100.0000	03/20/2023	20,000,000.00	20,000,000.00	20,000,000.00	0.00
89115B0S4	Toronto-Dominion Bank - New York Branch	3.850	100.0000	05/15/2023	20,000,000.00	20,000,000.00	20,000,000.00	0.00
78012U2T1	Royal Bank of Canada New York Branch	0.500	100.0000	11/21/2022	25,000,000.00	25,000,000.00	25,000,000.00	0.00
78012U3B3	Royal Bank of Canada New York Branch	0.800	100.0000	01/24/2023	25,000,000.00	25,000,000.00	25,000,000.00	0.00
89114WPS8	Toronto-Dominion Bank - New York Branch	0.810	100.0000	01/25/2023	25,000,000.00	25,000,000.00	25,000,000.00	0.00
78012U4P7	Royal Bank of Canada New York Branch	1.800	100.0000	01/23/2023	25,000,000.00	25,000,000.00	25,000,000.00	0.00
78012U4J6	Royal Bank of Canada New York Branch	1.830	100.0000	01/03/2023	25,000,000.00	25,000,000.00	25,000,000.00	0.00
78012U5A9	Royal Bank of Canada New York Branch	2.050	100.0000	02/13/2023	25,000,000.00	25,000,000.00	25,000,000.00	0.00
78012U5F1	Royal Bank of Canada New York Branch	2.000	100.0000	01/18/2023	25,000,000.00	25,000,000.00	25,000,000.00	0.00
89114WXK1	Toronto-Dominion Bank - New York Branch	1.308	100.0000	05/22/2023	25,000,000.00	25,000,000.00	25,000,000.00	0.00
89112U6X8	Royal Bank of Canada New York Branch	3.710	100.0000	06/22/2023	25,000,000.00	25,000,000.00	25,000,000.00	0.00
89114WNE1	Toronto-Dominion Bank - New York Branch	0.450	100.0000	11/21/2022	30,000,000.00	30,000,000.00	30,000,000.00	0.00
21684XVQ6	Rabobank Nederland - New York Branch	1.720	100.0000	11/21/2022	30,000,000.00	30,000,000.00	30,000,000.00	0.00
78012U4T9	Royal Bank of Canada New York Branch	1.870	100.0000	01/25/2023	35,000,000.00	35,000,000.00	35,000,000.00	0.00
78012U5F8	Royal Bank of Canada New York Branch	2.220	100.0000	03/20/2023	35,000,000.00	35,000,000.00	35,000,000.00	0.00
21684XWU6	Rabobank Nederland - New York Branch	1.760	100.0000	11/16/2022	40,000,000.00	40,000,000.00	40,000,000.00	0.00
89114WJP1	Toronto-Dominion Bank - New York Branch	0.300	100.0000	10/27/2022	45,000,000.00	45,000,000.00	45,000,000.00	0.00
78012UJ40	Royal Bank of Canada New York Branch	0.340	100.0000	10/18/2022	50,000,000.00	50,000,000.00	50,000,000.00	0.00
78012UJ57	Royal Bank of Canada New York Branch	0.380	100.0000	11/17/2022	50,000,000.00	50,000,000.00	50,000,000.00	0.00
06367C1N7	Bank of Montreal - Chicago Branch	1.640	100.0000	11/30/2022	50,000,000.00	50,000,000.00	50,000,000.00	0.00
06417MXK6	Bank of Nova Scotia - Houston Branch	0.700	100.0000	01/03/2023	50,000,000.00	50,000,000.00	50,000,000.00	0.00
21684XXJ0	Rabobank Nederland - New York Branch	2.450	100.0000	02/13/2023	50,000,000.00	50,000,000.00	50,000,000.00	0.00
06367CYY0	Bank of Montreal - Chicago Branch	3.060	100.0000	01/23/2023	50,000,000.00	50,000,000.00	50,000,000.00	0.00
23344NXN1	DNB Bank ASA - New York Branch	2.100	100.0000	10/05/2022	50,000,000.00	50,000,000.00	50,000,000.00	0.00
23344NXW1	DNB Bank ASA - New York Branch	2.180	100.0000	10/05/2022	50,000,000.00	50,000,000.00	50,000,000.00	0.00
06367CWS2	Bank of Montreal - Chicago Branch	3.330	100.0000	02/17/2023	50,000,000.00	50,000,000.00	50,000,000.00	0.00
89115BJ65	Toronto-Dominion Bank - New York Branch	3.210	100.0000	01/09/2023	50,000,000.00	50,000,000.00	50,000,000.00	0.00
06417MA21	Bank of Nova Scotia - Houston Branch	3.400	100.0000	01/23/2023	50,000,000.00	50,000,000.00	50,000,000.00	0.00
06417MB46	Bank of Nova Scotia - Houston Branch	3.400	100.0000	02/28/2023	50,000,000.00	50,000,000.00	50,000,000.00	0.00
23344NXJ4	DNB Bank ASA - New York Branch	2.470	100.0000	10/11/2022	50,000,000.00	50,000,000.00	50,000,000.00	0.00
65558UXI3	Nordea ABP - New York Branch	4.150	100.0000	03/28/2023	50,000,000.00	50,000,000.00	50,000,000.00	0.00
89115BWV6	Toronto-Dominion Bank - New York Branch	4.760	100.0000	08/31/2023	50,000,000.00	50,000,000.00	50,000,000.00	0.00
86959RFR8	Svenska Handels AB Publ - New York Branch	3.515	100.0041	02/27/2023	50,000,000.00	50,002,033.70	50,002,033.70	0.00
89114WKA2	Toronto-Dominion Bank - New York Branch	0.310	100.0000	11/03/2022	55,000,000.00	55,000,000.00	55,000,000.00	0.00
89114WMP7	Toronto-Dominion Bank - New York Branch	0.430	100.0000	11/10/2022	75,000,000.00	75,000,000.00	75,000,000.00	0.00
78012U2K0	Royal Bank of Canada New York Branch	0.450	100.0000	11/08/2022	75,000,000.00	75,000,000.00	75,000,000.00	0.00
86959R1I52	Svenska Handels AB Publ - New York Branch	4.200	100.0000	03/17/2023	75,000,000.00	75,000,000.00	75,000,000.00	0.00
21684XZA7	Rabobank Nederland - New York Branch	3.880	100.0000	05/26/2023	100,000,000.00	100,000,000.00	100,000,000.00	0.00
---	---	2.151	100.0001	01/18/2023	1,695,000,000.00	1,695,002,033.70	1,695,002,033.70	0.00

CP

Cusip	Description	Yield	Market Price	Final Maturity	Par Value	Market Value	Book Value	Net Unrealized Gain/Loss
037851KD5	Apple Inc	2.721	99.9083	10/13/2022	17,966,000.00	17,949,531.17	17,949,830.60	(299.43)
7420MSQ31	Private Export Funding Corporation	3.274	98.6315	03/03/2023	25,000,000.00	24,637,875.00	24,637,875.00	0.00
02314Q978	Amazon.com, Inc	2.792	99.0146	02/07/2023	25,000,000.00	24,753,645.84	24,753,645.83	0.00
02314Q978	Amazon.com, Inc	2.791	99.0146	02/07/2023	25,000,000.00	24,753,645.84	24,753,645.84	0.00
63763QLJ0	National Securities Clearing Corporation	3.184	99.5363	11/23/2022	25,000,000.00	24,884,062.50	24,884,062.50	0.00
7420MSNP5	Private Export Funding Corporation	1.454	99.5410	01/23/2023	25,000,000.00	24,886,000.00	24,886,000.00	0.00
63763QLI5	National Securities Clearing Corporation	3.263	99.6052	11/14/2022	25,000,000.00	24,901,305.56	24,901,305.56	0.00
7420MSKX1	Private Export Funding Corporation	2.524	99.7917	10/31/2022	25,000,000.00	24,947,916.67	24,947,916.67	0.00
7420MSL23	Private Export Funding Corporation	1.551	99.8631	11/02/2022	25,000,000.00	24,965,777.78	24,965,777.78	0.00
037851KD5	Apple Inc	2.721	99.9083	10/13/2022	25,000,000.00	24,977,083.33	24,977,500.00	(416.67)
037851KD5	Apple Inc	2.721	99.9083	10/13/2022	25,000,000.00	24,977,083.33	24,977,500.00	(416.67)
46440QP18	J.P. Morgan Securities LLC	3.563	98.6486	02/17/2023	27,000,000.00	26,635,125.00	26,635,125.00	0.00
46440QN11	J.P. Morgan Securities LLC	2.200	99.3309	01/20/2023	30,000,000.00	29,799,275.00	29,799,275.00	0.00
63763QKX4	National Securities Clearing Corporation	2.674	99.7292	10/31/2022	30,000,000.00	29,933,750.00	29,933,750.00	0.00
77119MKI2	Roche Holdings, Inc	2.700	99.9256	10/11/2022	30,000,000.00	29,977,666.67	29,977,666.67	0.00
63763QKX4	National Securities Clearing Corporation	0.905	99.7292	10/31/2022	40,000,000.00	39,911,666.66	39,970,000.00	(58,333.34)
02314QK57	Amazon.com, Inc	1.026	99.9887	10/05/2022	40,000,000.00	39,995,466.67	39,995,466.67	0.00

912796133	UNITED STATES TREASURY	1.627	98.5938	02/23/2023	25,000,000.00	24,648,458.25	24,840,147.57	(191,689.32)
912796133	UNITED STATES TREASURY	1.315	98.5938	02/23/2023	25,000,000.00	24,648,458.25	24,870,607.64	(222,149.39)
912796834	UNITED STATES TREASURY	1.359	98.9139	01/26/2023	25,000,000.00	24,728,472.25	24,891,998.44	(163,526.19)
912796P94	UNITED STATES TREASURY	0.244	99.5206	12/01/2022	25,000,000.00	24,880,156.25	24,989,833.32	(109,677.07)
912796M89	UNITED STATES TREASURY	0.301	99.9785	10/06/2022	25,000,000.00	24,994,625.00	24,998,970.49	(4,345.49)
912796M89	UNITED STATES TREASURY	0.203	99.9785	10/06/2022	25,000,000.00	24,994,625.00	24,999,305.56	(4,680.56)
912796M89	UNITED STATES TREASURY	0.119	99.9785	10/06/2022	25,000,000.00	24,994,625.00	24,999,592.01	(4,967.01)
912796133	UNITED STATES TREASURY	1.630	98.5938	02/23/2023	30,000,000.00	29,578,149.00	29,807,875.00	(229,725.10)
912796Q96	UNITED STATES TREASURY	0.999	99.7645	11/03/2022	35,000,000.00	34,917,570.10	34,968,558.33	(50,988.13)
912796Q95	UNITED STATES TREASURY	2.650	99.1579	01/05/2023	50,000,000.00	49,578,958.50	49,656,000.00	(77,041.50)
912796Q95	UNITED STATES TREASURY	2.637	99.1579	01/05/2023	50,000,000.00	49,578,958.50	49,657,666.66	(78,708.16)
912796S34	UNITED STATES TREASURY	1.293	98.9139	01/26/2023	50,000,000.00	49,456,944.50	49,794,137.50	(337,493.00)
912796R27	UNITED STATES TREASURY	0.381	99.2230	12/29/2022	50,000,000.00	49,611,521.00	49,953,645.83	(342,124.83)
912796R96	UNITED STATES TREASURY	0.203	99.7645	11/03/2022	50,000,000.00	49,882,243.00	49,990,833.33	(108,590.33)
912796S34	UNITED STATES TREASURY	1.360	98.9139	01/26/2023	75,000,000.00	74,185,416.75	74,675,812.50	(490,395.75)
912796VR4	UNITED STATES TREASURY	2.736	99.5889	11/22/2022	75,000,000.00	74,691,666.75	74,709,617.92	(17,951.17)
912796M89	UNITED STATES TREASURY	0.435	99.9785	10/06/2022	75,000,000.00	74,983,875.00	74,995,540.10	(11,665.10)
912796M89	UNITED STATES TREASURY	0.118	99.9785	10/06/2022	110,000,000.00	109,976,350.00	109,998,227.78	(21,877.78)

--- UNITED STATES TREASURY 1.276 99.3304 12/14/2022 940,000,000.00 933,689,213.65 936,687,090.63 (2,997,876.98)

US Gov

US GOV

Cusip	Description	Yield	Market Price	Final Maturity	Par Value	Market Value	Book Value	Net Unrealized Gain/Loss
91282C1F9	UNITED STATES TREASURY	3.269	95.9888	08/31/2027	5,000,000.00	4,798,437.50	4,867,552.56	(169,115.06)
91282R6F9	UNITED STATES TREASURY	2.304	98.3906	05/31/2023	5,000,000.00	4,919,531.25	4,977,878.24	(58,346.99)
91282CDG3	UNITED STATES TREASURY	2.884	88.7188	10/31/2026	10,000,000.00	8,871,875.00	9,331,710.49	(459,835.49)
91282CA16	UNITED STATES TREASURY	2.274	95.8281	10/15/2023	10,000,000.00	9,582,812.50	9,782,011.87	(199,199.37)
912828X33	UNITED STATES TREASURY	3.217	96.1719	06/30/2024	10,000,000.00	9,617,187.50	9,795,820.78	(178,633.28)
912828191	UNITED STATES TREASURY	2.617	97.1719	10/31/2023	10,000,000.00	9,717,187.50	9,895,622.70	(178,435.20)
912828X12	UNITED STATES TREASURY	2.567	96.3281	05/31/2024	10,000,000.00	9,632,812.50	9,908,630.19	(275,817.69)
91282C1H13	UNITED STATES TREASURY	0.593	88.0938	01/31/2026	10,000,000.00	8,809,375.00	9,928,444.96	(1,119,069.96)
91282C1H13	UNITED STATES TREASURY	0.586	88.0938	01/31/2026	10,000,000.00	8,809,375.00	9,930,749.33	(1,121,374.33)
91282R6F9	UNITED STATES TREASURY	2.082	98.3906	05/31/2023	10,000,000.00	9,839,062.50	9,970,148.03	(131,085.53)
91282C1G2	UNITED STATES TREASURY	2.358	97.0000	03/31/2024	10,000,000.00	9,700,000.00	9,984,302.33	(284,302.33)
91282C1H10	UNITED STATES TREASURY	2.647	96.0625	04/15/2025	10,000,000.00	9,696,250.00	9,994,699.22	(388,449.22)
9128284U1	UNITED STATES TREASURY	2.336	98.9219	06/30/2023	10,000,000.00	9,892,187.50	10,021,085.70	(128,898.20)
9128285K2	UNITED STATES TREASURY	2.300	98.5156	10/31/2023	10,000,000.00	9,851,562.50	10,060,616.63	(209,054.13)
912828ZC7	UNITED STATES TREASURY	0.540	92.8750	02/28/2025	10,000,000.00	9,287,500.00	10,139,646.32	(852,146.32)
912828196	UNITED STATES TREASURY	0.799	91.8750	02/15/2026	10,000,000.00	9,187,500.00	10,272,956.82	(1,085,456.82)
912828196	UNITED STATES TREASURY	0.670	91.8750	02/15/2026	10,000,000.00	9,187,500.00	10,316,769.96	(1,129,269.96)
91282C1H13	UNITED STATES TREASURY	2.447	88.0938	01/31/2026	15,000,000.00	13,214,062.50	14,017,056.19	(802,993.69)
91282CCZ2	UNITED STATES TREASURY	2.540	88.0313	09/30/2026	15,000,000.00	13,204,687.50	14,062,364.65	(857,677.15)
91282CDM0	UNITED STATES TREASURY	2.495	95.7188	11/30/2023	15,000,000.00	14,357,812.50	14,660,769.09	(302,956.59)
912828Z17	UNITED STATES TREASURY	0.445	90.5625	04/30/2025	15,000,000.00	13,584,375.00	14,973,215.11	(1,388,840.11)
91282C1W7	UNITED STATES TREASURY	3.213	96.4219	06/30/2027	15,000,000.00	14,463,281.25	15,024,094.95	(560,813.70)
9128284R8	UNITED STATES TREASURY	2.799	96.4844	05/31/2025	15,000,000.00	14,472,656.25	15,028,809.12	(556,152.87)
912828486	UNITED STATES TREASURY	2.070	99.1250	05/31/2023	15,000,000.00	14,868,750.00	15,066,456.18	(197,706.18)
91282C1W7	UNITED STATES TREASURY	3.109	96.4219	06/30/2027	15,000,000.00	14,463,281.25	15,092,207.66	(628,926.41)
9128101A1	UNITED STATES TREASURY	3.483	109.6406	08/15/2027	15,000,000.00	16,446,093.75	16,925,640.82	(479,547.07)
9128101A1	UNITED STATES TREASURY	3.247	109.6406	08/15/2027	15,000,000.00	16,446,093.75	17,095,120.43	(649,026.68)
9128101Z7	UNITED STATES TREASURY	3.048	109.6563	02/15/2027	15,000,000.00	16,448,437.50	17,175,319.22	(726,881.72)
912828ZS2	UNITED STATES TREASURY	2.845	84.8750	05/31/2027	20,000,000.00	16,975,000.00	17,975,151.89	(1,000,151.89)
91282CCZ2	UNITED STATES TREASURY	0.982	88.0313	09/30/2026	20,000,000.00	17,696,250.00	19,916,712.52	(2,310,462.52)
91282C1Q3	UNITED STATES TREASURY	0.591	88.2500	02/28/2026	20,000,000.00	17,650,000.00	19,938,864.77	(2,288,864.77)
91282C1R8	UNITED STATES TREASURY	2.563	97.1250	05/31/2024	20,000,000.00	19,425,000.00	19,979,828.77	(554,828.77)
91282C1R8	UNITED STATES TREASURY	0.882	88.5625	06/30/2026	20,000,000.00	17,712,500.00	19,994,877.91	(2,282,377.91)
91282C1R8	UNITED STATES TREASURY	2.502	97.1250	05/31/2024	20,000,000.00	19,425,000.00	19,999,350.21	(574,350.21)
912828191	UNITED STATES TREASURY	0.319	97.1719	10/31/2023	20,000,000.00	19,434,375.00	20,281,545.69	(847,170.69)
91282CAM3	UNITED STATES TREASURY	0.950	88.8750	09/30/2025	25,000,000.00	22,218,750.00	24,486,095.84	(2,267,345.84)
91282CDA6	UNITED STATES TREASURY	2.185	96.0781	09/30/2023	25,000,000.00	24,019,531.25	24,528,420.11	(508,888.86)
91282CAM3	UNITED STATES TREASURY	0.815	88.8750	09/30/2025	25,000,000.00	22,218,750.00	24,584,269.12	(2,365,519.12)
91282CAH7	UNITED STATES TREASURY	0.675	89.3750	07/31/2025	25,000,000.00	22,343,750.00	24,703,619.97	(2,359,869.97)
91282C1C4	UNITED STATES TREASURY	0.700	88.4375	12/31/2025	25,000,000.00	22,109,375.00	24,740,297.06	(2,630,922.06)
912828X33	UNITED STATES TREASURY	2.558	96.1719	06/30/2024	25,000,000.00	24,042,968.75	24,763,898.03	(720,929.28)
91282CCW9	UNITED STATES TREASURY	0.902	87.7344	08/31/2026	25,000,000.00	21,933,593.75	24,855,081.81	(2,921,488.06)
912828YV6	UNITED STATES TREASURY	1.747	94.3438	11/30/2024	25,000,000.00	23,585,937.50	24,870,510.11	(1,284,572.61)
912828ZF0	UNITED STATES TREASURY	0.647	91.2188	03/31/2025	25,000,000.00	22,804,687.50	24,909,713.31	(2,105,025.81)
91282C1G5	UNITED STATES TREASURY	1.088	88.8125	01/31/2023	25,000,000.00	24,703,125.00	24,920,208.57	(217,083.57)
91282CCW9	UNITED STATES TREASURY	0.832	87.7344	08/31/2026	25,000,000.00	21,933,593.75	24,922,012.73	(2,988,418.98)
912828ZF0	UNITED STATES TREASURY	0.619	91.2188	03/31/2025	25,000,000.00	22,804,687.50	24,926,442.14	(2,121,754.64)
91282C1D1	UNITED STATES TREASURY	0.551	97.4219	05/31/2023	25,000,000.00	24,355,468.75	24,929,740.29	(574,271.54)
91282CDB4	UNITED STATES TREASURY	0.754	92.9688	10/15/2024	25,000,000.00	23,242,187.50	24,935,255.70	(1,693,068.20)
91282CCN9	UNITED STATES TREASURY	0.384	96.6875	07/31/2023	25,000,000.00	24,171,875.00	24,946,491.32	(774,616.32)
91282CAR2	UNITED STATES TREASURY	2.413	99.7500	10/31/2022	25,000,000.00	24,937,500.00	24,953,640.11	(16,140.11)
91282C1D1	UNITED STATES TREASURY	0.330	97.4219	05/31/2023	25,000,000.00	24,355,468.75	24,966,181.32	(610,712.57)
91282CHM2	UNITED STATES TREASURY	0.219	94.4531	02/15/2024	25,000,000.00	23,613,281.25	24,967,916.23	(1,354,634.98)
91282CCX7	UNITED STATES TREASURY	0.439	92.7656	09/15/2024	25,000,000.00	23,191,406.25	24,968,782.97	(1,777,376.72)
91282CCX7	UNITED STATES TREASURY	0.438	92.7656	09/15/2024	25,000,000.00	23,191,406.25	24,969,392.12	(1,777,985.87)
91282C1X8	UNITED STATES TREASURY	0.307	97.7500	04/30/2023	25,000,000.00	24,437,500.00	24,973,687.26	(536,187.26)
91282C1H4	UNITED STATES TREASURY	0.288	98.1563	03/31/2023	25,000,000.00	24,539,062.50	24,979,837.51	(440,775.01)
91282CHD2	UNITED STATES TREASURY	0.448	99.1875	12/31/2022	25,000,000.00	24,796,875.00	24,979,949.19	(183,074.19)
91282CHD2	UNITED STATES TREASURY	0.415	99.1875	12/31/2022	25,000,000.00	24,796,875.00	24,981,979.71	(185,104.71)
91282C1F4	UNITED STATES TREASURY	2.503	93.4531	03/31/2027	25,000,000.00	23,363,281.25	24,996,487.37	(1,633,206.12)
912828J16	UNITED STATES TREASURY	0.266	98.0469	04/15/2023	25,000,000.00	24,511,718.75	24,997,885.02	(486,166.27)
91282C1F4	UNITED STATES TREASURY	2.502	93.4531	03/31/2027	25,000,000.00	23,363,281.25	24,998,243.69	(1,634,962.44)
91282C1N6	UNITED STATES TREASURY	4.215	100.0781	09/30/2024	25,000,000.00	25,019,531.25	25,016,578.85	2,952.40
91282C1H7	UNITED STATES TREASURY	0.715	88.8125	03/31/2026	25,000,000.00	22,203,125.00	25,030,104.29	(2,826,979.29)
912828486	UNITED STATES TREASURY	2.083	99.1250	05/31/2023	25,000,000.00	24,781,250.00	25,108,535.88	(327,285.88)
912828486	UNITED STATES TREASURY	2.060	99.1250	05/31/2023	25,000,000.00	24,781,250.00	25,112,343.17	(331,093.17)
9128284A5	UNITED STATES TREASURY	0.254	99.5156	02/28/2023	25,000,000.00	24,878,906.25	25,243,548.77	(364,642.52)
912828W71	UNITED STATES TREASURY	2.395	96.8281	03/31/2024	30,000,000.00	29,048,437.50	29,882,495.08	(834,057.58)
91282C1R8	UNITED STATES TREASURY	0.906	88.5625	06/30/2026	35,000,000.00	30,996,875.00	34,960,031.67	(3,963,156.67)
91282CDA6	UNITED STATES TREASURY	2.157	96.0781	09/30/2023	50,000,000.00	48,039,062.50	49,070,212.89	(1,031,150.39)
912828VB3	UNITED STATES TREASURY	2.080	9					

---	UNITED STATES TREASURY	1.160	96.0388	05/03/2024	2,130,000,000.00	2,044,201,562.50	2,127,853,590.60	(83,652,028.10)		
Summary										
	Cusip		Description	Yield	Market Price	Final Maturity	Par Value	Market Value	Book Value	Net Unrealized Gain/Loss
---	---	1.758	91.2002	01/07/2024	11,437,321,971.56	11,069,505,584.53	11,402,435,638.04	(332,930,053.51)		

COUNTY OF RIVERSIDE
TREASURER-TAX COLLECTOR
CAPITAL MARKETS
COUNTY ADMINISTRATIVE CENTER
4080 LEMON STREET,
4TH FLOOR,
RIVERSIDE, CA 92502-2205

