

**SUBMITTAL TO THE BOARD OF SUPERVISORS  
COUNTY OF RIVERSIDE, STATE OF CALIFORNIA**



ITEM: 2.16  
(ID # 21388)

**MEETING DATE:**  
Tuesday, March 28, 2023


**FROM :** TREASURER-TAX COLLECTOR:

**SUBJECT:** TREASURER-TAX COLLECTOR: Receive and File the Treasurer's Monthly Disclosure Report on Investments dated February, 2023, All Districts. [\$0]

**RECOMMENDED MOTION:** That the Board of Supervisors:

1. Receives and files the 'Monthly Disclosure Report on Investments dated February, 2023'.

**ACTION:Consent**


  
Matthew Jennings, Treasurer-Tax Collector 3/16/2023

---

**MINUTES OF THE BOARD OF SUPERVISORS**

On motion of Supervisor Perez, seconded by Supervisor Spiegel and duly carried by unanimous vote, IT WAS ORDERED that the above matter is received and filed as recommended.

Ayes: Jeffries, Spiegel, Washington, Perez, and Gutierrez  
Nays: None  
Absent: None  
Date: March 28, 2023  
xc: Tax-Collector

Kimberly A. Rector  
Clerk of the Board  
By:   
Deputy

**SUBMITTAL TO THE BOARD OF SUPERVISORS COUNTY OF RIVERSIDE,  
STATE OF CALIFORNIA**

<b>FINANCIAL DATA</b>	<b>Current Fiscal Year:</b>	<b>Next Fiscal Year:</b>	<b>Total Cost:</b>	<b>Ongoing Cost</b>
<b>COST</b>	\$ 0	\$ 0	\$ 0	\$ 0
<b>NET COUNTY COST</b>	\$ 0	\$ 0	\$ 0	\$ 0
<b>SOURCE OF FUNDS: NA</b>			<b>Budget Adjustment: No</b>	
			<b>For Fiscal Year: 2022-2023</b>	

**C.E.O. RECOMMENDATION:** Approve

**BACKGROUND:**

**Summary**

The County Treasurer -Tax Collector is submitting the above noted report to the County Board of Supervisors in keeping with Section 53607 of the California Government Code, which requires a quarterly report on the status of investments. The practice has been to provide the Board with a monthly report. The report gives various statistics on the portfolio as to overall composition, liquidity, credit quality on the various securities and provides several trends on earning performance, average weighted maturity, and the portfolio's 'paper loss or gain'.

  
 Stephanie Perez, Principal Management Analyst      3/17/2023

# COUNTY OF RIVERSIDE TREASURER-TAX COLLECTOR'S

MANAGED BY

**Matt Jennings**

**Treasurer-Tax Collector**

Giovane Pizano

Assistant Treasurer

John Byerly

Chief Investment Officer

Steve Faeth

Senior Investment Officer

Isela Licea

Investment Officer

COUNTY ADMINISTRATIVE CENTER

4080 LEMON STREET,

4TH FLOOR,

RIVERSIDE, CA 92502-2205

[WWW.COUNTYTREASURER.ORG](http://WWW.COUNTYTREASURER.ORG)



TREASURER-TAX COLLECTOR'S  
POOLED INVESTMENT FUND

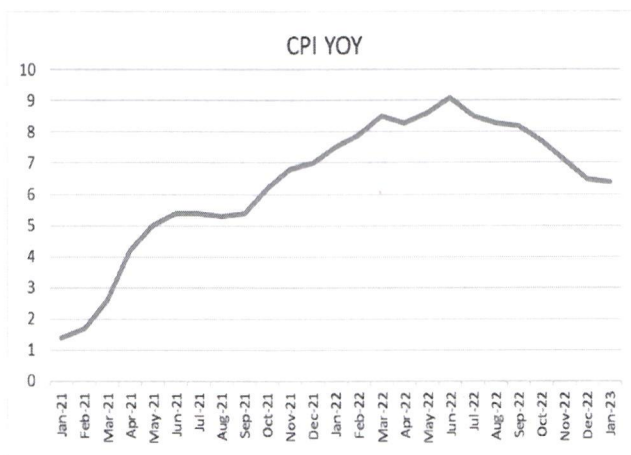
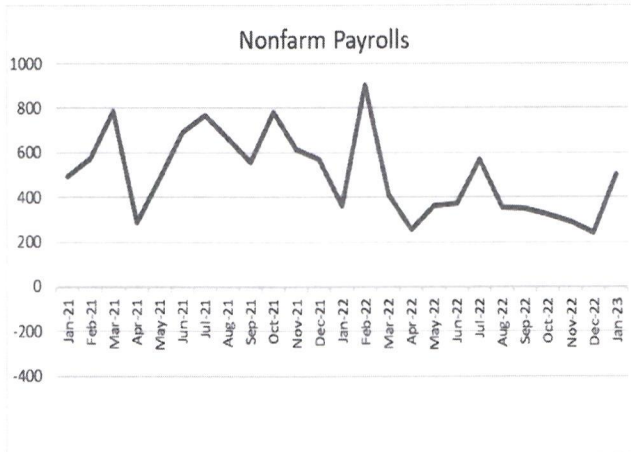
February 2023 REPORT



## ECONOMY STILL PRODUCING JOBS

Federal Reserve Chairman Jerome Powell stated in an interview: “I would say it kind of shows you why we think that this will be a process that takes a significant period of time. The labor market is extraordinarily strong. And by the way, it’s a good thing that inflation has started to come down without harming the strong labor market.”

Indeed, February’s non-farm payroll jobs report which showed that 517,000 jobs were created, much higher than the 189,000 number predicted by economists. And the Consumer Price Index (CPI) release in February calculated inflation was up 6.4% over the year, down from a recent high of 9.1%, but unacceptably higher than the Fed’s 2.00% target.



Because of resiliency in employment and the stubbornness of inflation, it is expected that the Federal Open Market Committee (FOMC) will press ahead with more 25-basis point (0.25%) hikes at each of its next two meetings. There is also little likelihood that they will cut rates before early 2024. All of these decisions are very data dependent and can change as the year progresses. But for now, the higher rate environment benefits investments like the Treasurer’s Investment Pool.

One area that is showing definite slowing is housing. Higher mortgage rates are reducing affordability, especially for first time buyers. The National Association of Realtors’ housing affordability index shows that only 63.3% of families with the median income can qualify for a mortgage on a median-priced home. Down from 94% a year ago. A \$3,000/month payment serviced a \$735k 30-year mortgage at 3.00%. At 6.5%, a \$3,000/month payment only covers a \$475k mortgage. The change in interest rates this year will make it hard for people to leave their current mortgage for another.

In U.S. Treasury markets, the 2-year note began the month at a yield of 4.10% and ended the month at 4.81%. The 5-year note began the month at a yield of 3.52% and ended the month at a yield of 4.19%. Stocks fell in the month with the Dow Jones Industrial Average beginning the month at 34,100 and ending at 32,600.

**Matt Jennings**

**Treasurer-Tax Collector**





## Treasurer Tax-Collector Statement

The Treasurer's Pooled Investment Fund is comprised of contributions from the county, schools, special districts, and other discretionary depositors throughout the County of Riverside. The primary objective of the Treasurer shall be to **safeguard the principal** of the funds under the Treasurer's control, meet the **liquidity needs** of the depositor, and to maximize a **return on the funds** within the given parameters.

The Treasurer-Tax Collector and the Capital Markets team are committed to maintaining the highest credit ratings. The Treasurer's Pooled Investment Fund is currently rated **Aaa-bf** by **Moody's Investor Service** and **AAAf/S1** by **Fitch Ratings**, two of the nation's most trusted bond credit rating services.

Since its inception, the Treasurer's Pooled Investment Fund has been in **full compliance** with the Treasurer's Statement of Investment Policy, which is more restrictive than California Government Code 53646.

## PORTFOLIO SUMMARY

Month End Values \$  
are Expressed in  
000,000

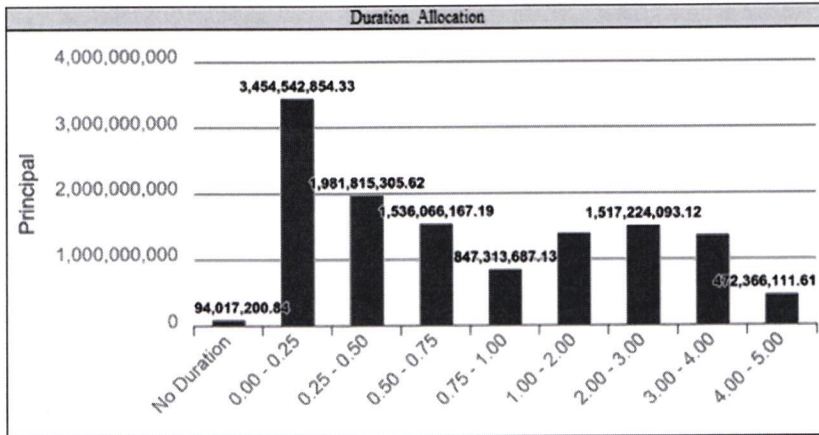
	Feb-23	Aug-22	Feb-22
Principal Value	12,717.83	10,777.07	10,725.03
Market Value*	12,422.37	10,532.57	10,647.35
Book Value*	12,751.20	10,788.57	10,725.03
Unrealized Gain/Loss*	(328.83)	(255.99)	(77.68)
Paper Gain or Loss %	-2.579%	-2.373%	-0.724%
Yield	3.26	1.412	0.39
WAM (Yrs)	1.39	1.32	1.17

\*Market values do not include accrued interest.

\*Book Value is amount paid changed by amortization. Accretion, adjustments, write downs

\*Unrealized Gain/Loss is Market Value - Book Value

# TPIF STATS



**Composite Credit Ratings**

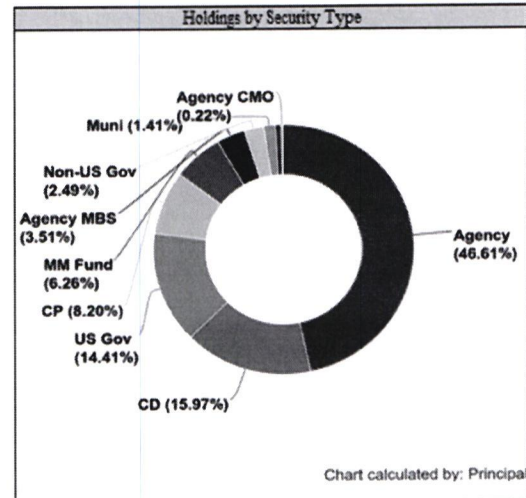
Rating	Moody's Rating	Market Value	Fitch Rating
AAA	Aaa	6,859,448,729.67	AAA
AA+	Aaa	291,347,267.06	AAA
AA	Aa2	74,702,423.25	AA
NA	NA	213,983,550.84	NA
A-1+	P-1	4,950,625,237.30	AAA
A-1	P-1	35,000,000.00	F1

Footnotes: 1,2,3,4

**Holdings by Security Type**

Security Type Category	Days to Final Maturity	Par Value	Market Price	Yield	Principal
Corporate	321	25,000,000.00	98.6597	4.967	24,674,750.00
Agency CMO	844	28,902,030.87	96.4384	4.184	28,445,813.60
Other	---	93,213,169.12	1.0086	3.560	94,017,200.84
Muni	586	178,030,000.00	95.9445	1.610	178,880,815.00
Non-US Gov	422	318,895,000.00	96.8964	3.070	316,415,557.58
Agency MBS	1106	452,491,877.72	96.5125	4.031	445,833,797.54
MM Fund	0	793,000,000.00	1.0000	4.471	793,000,000.00
CP	98	1,065,702,000.00	98.7220	4.703	1,042,402,339.99
US Gov	585	1,840,000,000.00	95.9731	1.665	1,833,384,328.61
CD	149	2,032,000,000.00	100.0000	4.784	2,032,000,000.00
Agency	702	5,986,934,250.00	95.4797	2.795	5,928,773,246.08
<b>Total</b>	<b>508</b>	<b>12,814,168,327.71</b>	<b>90.0895</b>	<b>3.257</b>	<b>12,717,827,849.24</b>

Footnotes: 9,10,11,12,13



Month	Monthly Receipts	Monthly Disbursements	Difference	Required Matured Investments	Balance	Actual Investments Maturing	Available to Invest > 1 Year
03/2023					102.47		
03/2023	2,350.00	1,800.00	550.00		652.47	1,578.09	
04/2023	2,750.00	2,070.00	680.00		1,332.47	165.06	
05/2023	1,600.00	2,500.00	-900.00		432.47	1,918.00	
06/2023	2,300.00	2,400.00	-100.00		332.47	1,115.39	
07/2023	1,400.00	2,100.00	-700.00	378.96	11.43	356.78	
08/2023	1,800.00	1,600.00	200.00		211.43	572.15	
09/2023	2,100.00	1,750.00	350.00		561.43	718.94	
10/2023	1,750.00	2,100.00	-350.00		211.43	481.61	
11/2023	1,670.00	1,800.00	-130.00		81.43	522.40	
12/2023	3,900.00	1,800.00	2100.00		2,181.43	223.54	
01/2024	1,800.00	2,800.00	-1000.00		1,181.43	520.03	
02/2024	1,600.00	2,200.00	-600.00		581.43	200.21	
<b>TOTALS</b>	<b>25,020.00</b>	<b>24,920.00</b>	<b>100.00</b>	<b>378.96</b>	<b>7,873.79</b>	<b>8,372.21</b>	<b>12,435.21</b>
				<b>2.96%</b>		<b>65.34%</b>	<b>97.04%</b>

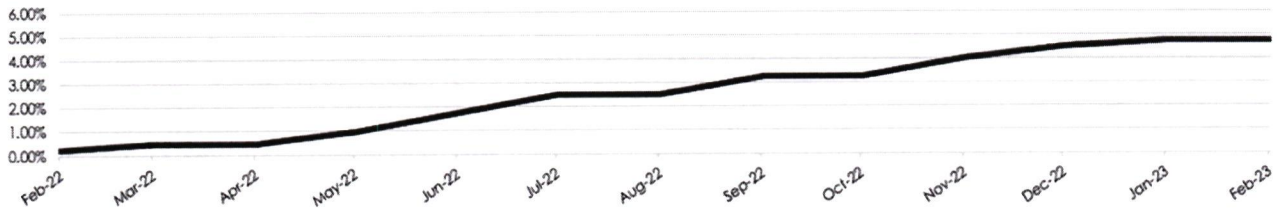


# FIXED INCOME MARKETS

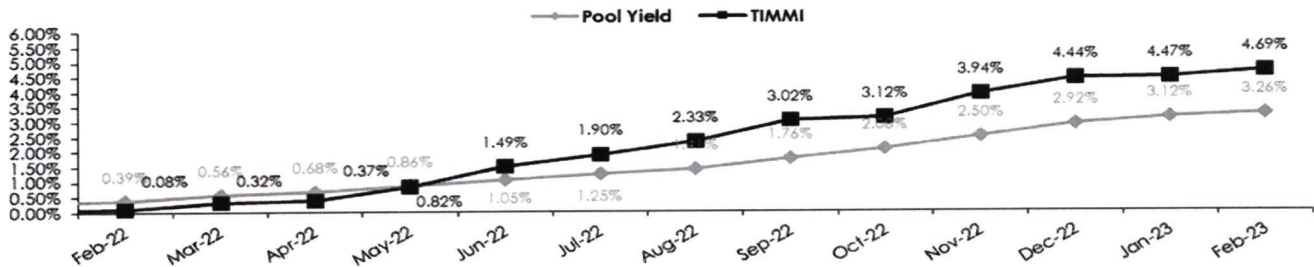
## FED FUNDS RATE

Fed Fund Rate: 4.50% to 4.75%

Next FOMC Scheduled Meeting: 03/22/2023



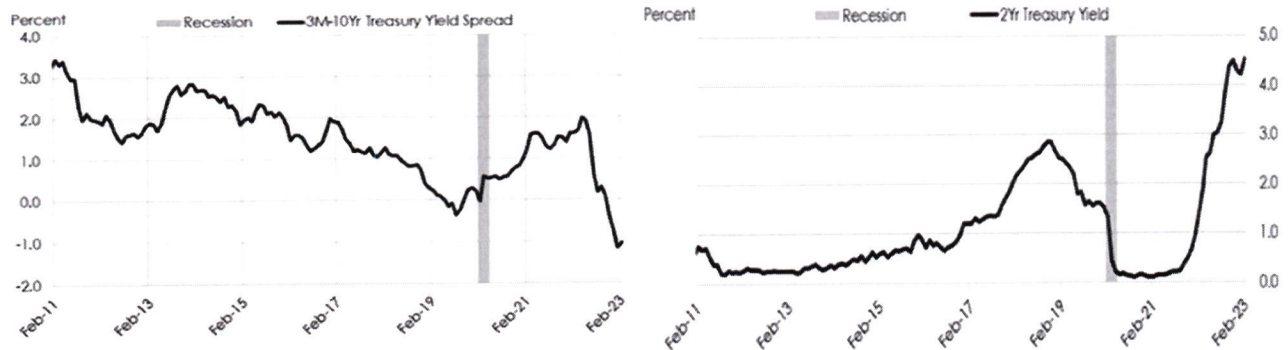
## TIMMI



The Treasurer's Institutional Money Market Index (TIMMI) is a composite index of four AAA rated prime institutional money market funds.

Their average yield is compared to the yield of the Treasurer's Pooled Investment Fund in the above graph.

## US Treasury Market



US Treasury Yield Curve	3 Mo	6 Mo	1 Yr	2 Yr	3 Yr	5 Yr	10 Yr	30 Yr
02/28/2023 - 02/01/2023	0.22	0.38	0.36	0.72	0.76	0.70	0.53	0.38
02/28/2023	4.88	5.17	5.02	4.81	4.51	4.18	3.92	3.93
02/01/2023	4.66	4.79	4.66	4.09	3.75	3.48	3.39	3.55

# Compliance Status: Full Compliance

The Treasurer's Pooled Investment Fund was in full compliance with the County of Riverside's Treasurer's Statement of Investment Policy. The County's Statement of Investment Policy is more restrictive than California Government Code 53646. The County's Investment Policy is reviewed annually by the County of Riverside's Oversight Committee and approved by the Board of Supervisors.

Investment Category	GOVERNMENT CODE			COUNTY INVESTMENT POLICY			Actual %
	Maximum Maturity	Authorized % Limit	S&P/ Moody's	Maximum Maturity	Authorized % Limit	S&P/ Moody's	
<b>MUNICIPAL BONDS (MUNI)</b>	5 YEARS	NO LIMIT	NA	4 YEARS	15%	AA-/Aa3/AA-	<b>1.41%</b>
<b>U.S. TREASURIES</b>	5 YEARS	NO LIMIT	NA	5 YEARS	100%	NA	<b>14.41%</b>
<b>LOCAL AGENCY OBLIGATIONS (LAO)</b>	5 YEARS	NO LIMIT	NA	3 YEARS	2.50%	INVESTMENT GRADE	<b>0.00%</b>
<b>FEDERAL AGENCIES</b>	5 YEARS	NO LIMIT	AAA	5 YEARS	100%	NA	<b>50.34%</b>
<b>COMMERCIAL PAPER (CP)</b>	270 DAYS	40%	A1/P1	270 DAYS	40%	A1/P1/F1	<b>8.20%</b>
<b>NEGOTIABLE CERTIFICATE OF DEPOSITS &amp; COLLATERALIZED TIME DEPOSITS (NCD &amp; TCD)</b>	5 YEARS	30%	NA	1 YEAR	25% Combined	A1/P1/F1	<b>15.97%</b>
<b>INT'L BANK FOR RECONSTRUCTION AND DEVELOPMENT AND INT'L FINANCE CORPORATION</b>	NA	NA	NA	4 YEARS	20%	AA/Aa/AA	<b>2.49%</b>
<b>REPURCHASE AGREEMENTS (REPO)</b>	1 YEARS	NO LIMIT	NA	45 DAYS	40% max, 25% in term repo over 7 days	A1/P1/F1	<b>0.00%</b>
<b>REVERSE REPOS</b>	92 DAYS	20%	NA	60 DAYS	10%	NA	<b>0.00%</b>
<b>MEDIUM TERM NOTES (MTNO)</b>	5 YEARS	30%	A	3 YEARS	20%	A/A2/A	<b>0.00%</b>
<b>CALTRUST SHORT TERM FUND</b>	NA	NA	NA	DAILY LIQUIDITY	1.00%	NA	<b>0.72%</b>
<b>MONEY MARKET MUTUAL FUNDS (MMF)</b>	60 DAYS <sup>(1)</sup>	20%	AAA/Aaa <sup>(2)</sup>	DAILY LIQUIDITY	20%	AAA by 2 Of 3 RATINGS AGC.	<b>6.26%</b>
<b>LOCAL AGENCY INVESTMENT FUND (LAIF)</b>	NA	NA	NA	DAILY LIQUIDITY	Max \$50 million	NA	<b>0.00%</b>
<b>CASH/DEPOSIT AC-COUNT</b>	NA	NA	NA	NA	NA	NA	<b>0.00%</b>



Agency  
AGCY BOND

Cusip	Description	Yield	Market Price	Final Maturity	Par Value	Market Value	Book Value	Net Unrealized Gain/Loss
313382AX1	FEDERAL HOME LOAN BANKS	2.691	99.9307	03/10/2023	11,750,000.00	11,741,857.25	11,748,404.09	(6,546.84)
3133EL7E8	FEDERAL FARM CREDIT BANKS FUNDING CORP	0.250	99.8123	03/15/2023	10,000,000.00	9,981,230.00	9,999,884.43	(18,654.43)
3133EJKN8	FEDERAL FARM CREDIT BANKS FUNDING CORP	2.719	99.7477	04/11/2023	10,000,000.00	9,974,770.00	9,999,781.87	(25,011.87)
3133ENEW6	FEDERAL FARM CREDIT BANKS FUNDING CORP	0.457	98.9587	05/23/2023	50,000,000.00	49,479,350.00	49,990,700.93	(511,356.93)
3134GXEX3	FEDERAL HOME LOAN MORTGAGE CORP	0.260	98.8177	06/01/2023	10,000,000.00	9,881,770.00	9,999,746.89	(117,976.89)
3134GXEX3	FEDERAL HOME LOAN MORTGAGE CORP	0.256	98.8177	06/01/2023	10,000,000.00	9,881,770.00	9,999,847.97	(118,077.97)
3134GXEX3	FEDERAL HOME LOAN MORTGAGE CORP	0.270	98.8177	06/01/2023	10,000,000.00	9,881,770.00	9,999,493.78	(117,223.78)
3130ASSB1	FEDERAL HOME LOAN BANKS	2.201	99.2473	06/09/2023	10,000,000.00	9,924,730.00	10,000,000.00	(75,270.00)
3130AS4G1	FEDERAL HOME LOAN BANKS	2.289	99.2693	06/09/2023	10,000,000.00	9,926,930.00	10,000,000.00	(73,070.00)
3130AS4T3	FEDERAL HOME LOAN BANKS	2.325	99.2608	06/12/2023	10,000,000.00	9,926,080.00	10,000,000.00	(73,920.00)
3133EMKG6	FEDERAL FARM CREDIT BANKS FUNDING CORP	0.200	98.6015	06/15/2023	15,000,000.00	14,790,225.00	15,000,000.00	(209,775.00)
3130AUNE0	FEDERAL HOME LOAN BANKS	4.780	99.9067	06/26/2023	15,000,000.00	14,986,005.00	15,000,000.00	(13,995.00)
3130AUNE0	FEDERAL HOME LOAN BANKS	4.780	99.9067	06/26/2023	10,000,000.00	9,990,670.00	10,000,000.00	(9,330.00)
3130ATEU7	FEDERAL HOME LOAN BANKS	4.017	99.6523	06/29/2023	25,000,000.00	24,913,075.00	25,000,000.00	(86,925.00)
3134GXHH0	FEDERAL HOME LOAN MORTGAGE CORP	0.220	98.3898	06/30/2023	10,000,000.00	9,838,980.00	10,000,000.00	(161,020.00)
3132X03B5	FEDERAL AGRICULTURAL MORTGAGE CORP	2.960	99.2595	06/30/2023	10,000,000.00	9,925,950.00	9,996,492.91	(70,542.91)
3130AQQA6	FEDERAL HOME LOAN BANKS	0.500	98.4800	06/30/2023	50,000,000.00	49,240,000.00	50,000,000.00	(760,000.00)
3130AQ7C1	FEDERAL HOME LOAN BANKS	0.500	98.4800	06/30/2023	50,000,000.00	49,240,000.00	50,000,000.00	(760,000.00)
3130ATLN5	FEDERAL HOME LOAN BANKS	4.308	99.6733	07/27/2023	25,000,000.00	24,918,325.00	25,000,000.00	(81,675.00)
3133EL3E2	FEDERAL FARM CREDIT BANKS FUNDING CORP	0.320	97.8410	08/10/2023	15,945,000.00	15,600,747.45	15,945,000.00	(344,252.55)
3130ATRJ8	FEDERAL HOME LOAN BANKS	4.680	99.7854	08/15/2023	25,000,000.00	24,946,350.00	24,997,594.07	(51,244.07)
3130ATYZ4	FEDERAL HOME LOAN BANKS	4.840	99.8653	08/15/2023	50,000,000.00	49,932,650.00	50,000,000.00	(67,350.00)
3136G4K51	FEDERAL NATIONAL MORTGAGE ASSOCIATION	0.310	97.7378	08/17/2023	15,000,000.00	14,660,670.00	15,000,000.00	(339,330.00)
3135G0U43	FEDERAL NATIONAL MORTGAGE ASSOCIATION	2.345	98.8275	09/12/2023	30,000,000.00	29,648,250.00	30,082,024.14	(433,774.14)
3130ATEZ6	FEDERAL HOME LOAN BANKS	4.200	99.4068	09/20/2023	15,000,000.00	14,911,020.00	15,000,000.00	(88,980.00)
3133EMLE0	FEDERAL FARM CREDIT BANKS FUNDING CORP	0.190	97.1830	09/22/2023	10,000,000.00	9,718,300.00	10,000,000.00	(281,700.00)
3130ATBH9	FEDERAL HOME LOAN BANKS	3.700	99.1093	09/27/2023	20,000,000.00	19,821,860.00	20,000,000.00	(178,140.00)
3130ASLE7	FEDERAL HOME LOAN BANKS	3.203	98.8206	09/29/2023	25,000,000.00	24,705,150.00	25,000,000.00	(294,850.00)
3130ATES2	FEDERAL HOME LOAN BANKS	4.200	99.3816	09/29/2023	50,000,000.00	49,690,800.00	50,000,000.00	(309,200.00)
3133EJH48	FEDERAL FARM CREDIT BANKS FUNDING CORP	3.092	98.7990	10/02/2023	10,000,000.00	9,879,900.00	9,997,559.74	(117,659.74)
3133EMDM1	FEDERAL FARM CREDIT BANKS FUNDING CORP	0.270	96.8525	10/20/2023	10,000,000.00	9,685,250.00	10,000,000.00	(314,750.00)
3130AUH23	FEDERAL HOME LOAN BANKS	5.011	99.9002	10/27/2023	25,000,000.00	24,975,050.00	25,000,000.00	(24,950.00)
3130AUYV0	FEDERAL HOME LOAN BANKS	5.047	99.8878	11/01/2023	25,000,000.00	24,971,950.00	24,994,064.92	(22,114.92)
3137AEZB8	FEDERAL HOME LOAN MORTGAGE CORP	0.280	96.7432	11/06/2023	10,000,000.00	9,674,320.00	9,997,944.68	(323,624.68)
3130AUU88	FEDERAL HOME LOAN BANKS	5.010	99.8833	11/08/2023	50,000,000.00	49,941,650.00	50,000,000.00	(58,350.00)
3135G06F5	FEDERAL NATIONAL MORTGAGE ASSOCIATION	0.310	96.5202	11/16/2023	5,000,000.00	4,826,010.00	5,000,000.00	(173,990.00)
3134GXBL7	FEDERAL HOME LOAN MORTGAGE CORP	0.325	96.5133	11/16/2023	15,000,000.00	14,476,995.00	14,997,325.69	(520,330.69)
3135GA3N9	FEDERAL NATIONAL MORTGAGE ASSOCIATION	0.300	96.5133	11/16/2023	10,000,000.00	9,651,330.00	10,000,000.00	(348,670.00)
3133EN2T6	FEDERAL FARM CREDIT BANKS FUNDING CORP	4.800	99.6290	11/21/2023	15,000,000.00	14,944,350.00	14,994,744.72	(50,394.72)
3134GXCA0	FEDERAL HOME LOAN MORTGAGE CORP	0.328	96.4220	11/24/2023	10,710,000.00	10,326,796.20	9,999,387.43	(327,408.77)
3134GXCA0	FEDERAL HOME LOAN MORTGAGE CORP	0.328	96.4220	11/24/2023	10,000,000.00	9,642,200.00	9,941,834.24	(299,634.24)
3130APXH3	FEDERAL HOME LOAN BANKS	2.589	96.7251	11/27/2023	20,000,000.00	19,633,770.00	20,000,000.00	(366,230.00)
3133EMHL9	FEDERAL FARM CREDIT BANKS FUNDING CORP	0.310	96.3377	11/30/2023	10,000,000.00	9,633,770.00	10,000,000.00	(366,230.00)
3133EMJQ6	FEDERAL FARM CREDIT BANKS FUNDING CORP	0.253	96.2221	12/08/2023	9,931,000.00	9,555,816.75	9,931,007.27	(375,190.52)
3133EMKW1	FEDERAL FARM CREDIT BANKS FUNDING CORP	0.235	96.0153	12/21/2023	10,000,000.00	9,703,060.00	10,000,000.00	(296,939.31)
3133EMKW1	FEDERAL FARM CREDIT BANKS FUNDING CORP	0.235	96.0153	12/21/2023	10,000,000.00	9,601,530.00	9,997,977.21	(396,447.21)
3130AKP0P	FEDERAL HOME LOAN BANKS	0.235	95.9878	12/22/2023	15,000,000.00	14,398,170.00	14,994,550.60	(596,380.60)
3130AQF57	FEDERAL HOME LOAN BANKS	0.736	96.4147	12/22/2023	25,000,000.00	24,103,675.00	24,977,698.63	(874,023.63)
3130AUE67	FEDERAL HOME LOAN BANKS	4.838	99.6267	12/27/2023	25,000,000.00	24,906,675.00	24,982,379.48	(75,704.48)
3130AKL79	FEDERAL HOME LOAN BANKS	0.250	95.9639	12/28/2023	10,000,000.00	9,596,390.00	10,000,000.00	(403,610.00)
3133EMLT7	FEDERAL FARM CREDIT BANKS FUNDING CORP	0.244	95.9320	12/28/2023	15,000,000.00	14,389,800.00	14,996,888.16	(607,088.16)
3133EMLT7	FEDERAL FARM CREDIT BANKS FUNDING CORP	0.244	95.9320	12/28/2023	10,000,000.00	9,593,200.00	9,997,203.22	(404,003.22)
3130ASKB4	FEDERAL HOME LOAN BANKS	3.350	98.4884	12/29/2023	25,000,000.00	24,622,100.00	25,000,000.00	(377,900.00)
3133FN5M8	FEDERAL FARM CREDIT BANKS FUNDING CORP	4.875	99.6987	01/10/2024	25,000,000.00	24,924,675.00	25,000,000.00	(75,325.00)
3130AUM92	FEDERAL HOME LOAN BANKS	4.840	99.5847	01/19/2024	25,000,000.00	24,896,175.00	24,979,161.92	(82,986.92)
3134GWC66	FEDERAL HOME LOAN MORTGAGE CORP	4.827	95.8358	01/24/2024	15,000,000.00	14,375,370.00	15,000,000.00	(624,630.00)
3130AUQC1	FEDERAL HOME LOAN BANKS	4.875	99.6820	01/30/2024	25,000,000.00	24,920,500.00	25,000,000.00	(79,500.00)
3130AUQC1	FEDERAL HOME LOAN BANKS	4.875	99.6820	01/30/2024	25,000,000.00	24,920,500.00	25,000,000.00	(79,500.00)
3130AURR7	FEDERAL HOME LOAN BANKS	5.101	99.5608	02/02/2024	25,755,000.00	25,641,884.04	25,673,883.46	(31,999.42)
3130AUMZ9	FEDERAL HOME LOAN BANKS	5.100	99.8664	02/21/2024	50,000,000.00	49,933,200.00	50,000,000.00	(66,800.00)
3135GAS45	FEDERAL NATIONAL MORTGAGE ASSOCIATION	0.350	95.3512	02/23/2024	20,000,000.00	19,070,240.00	20,000,000.00	(929,760.00)
3133ELN99	FEDERAL FARM CREDIT BANKS FUNDING CORP	1.542	96.4185	02/28/2024	5,000,000.00	4,820,925.00	5,000,000.00	(179,075.00)
3136G4Z97	FEDERAL NATIONAL MORTGAGE ASSOCIATION	0.375	95.2897	02/28/2024	10,000,000.00	9,528,970.00	10,000,000.00	(471,030.00)
3130ARHG9	FEDERAL HOME LOAN BANKS	2.180	97.0384	02/28/2024	7,000,000.00	6,792,688.00	6,995,879.83	(203,191.83)
3133EP0B9	FEDERAL FARM CREDIT BANKS FUNDING CORP	5.116	99.9174	02/28/2024	25,000,000.00	24,979,350.00	24,995,263.01	(15,937.01)
3133EP0B9	FEDERAL FARM CREDIT BANKS FUNDING CORP	1.764	96.3888	03/14/2024	20,000,000.00	19,277,760.00	19,971,795.35	(694,035.35)
3133EMTW2	FEDERAL FARM CREDIT BANKS FUNDING CORP	0.307	95.0185	03/18/2024	25,000,000.00	23,754,625.00	24,998,125.31	(1,243,500.31)
3130AKKF2	FEDERAL HOME LOAN BANKS	0.279	94.8043	03/28/2024	15,000,000.00	14,220,645.00	14,998,504.84	(777,859.84)
3130AKKF2	FEDERAL HOME LOAN BANKS	0.270	94.8043	03/28/2024	10,000,000.00	9,480,430.00	10,000,000.00	(519,570.00)
3130AKKF2	FEDERAL HOME LOAN BANKS	0.270	94.8043	03/28/2024	15,000,000.00	14,220,645.00	15,000,000.00	(779,355.00)
3136G43W1	FEDERAL NATIONAL MORTGAGE ASSOCIATION	0.320	94.8558	03/28/2024	10,000,000.00	9,485,580.00	10,000,000.00	(514,420.00)
3130ARE55	FEDERAL HOME LOAN BANKS	2.000	96.6071	03/28/2024	10,000,000.00	9,660,710.00	10,000,000.00	(339,290.00)
3133EMVD1	FEDERAL FARM CREDIT BANKS FUNDING CORP	0.330	94.7704	04/05/2024	10,000,000.00	9,477,040.00	10,000,000.00	(522,960.00)
3130ALJ13	FEDERAL HOME LOAN BANKS	0.375	94.7823	04/08/2024	10,000,000.00	9,478,230.00	10,000,000.00	(521,770.00)
3133ENUS7	FEDERAL FARM CREDIT BANKS FUNDING CORP	2.580	97.0707	04/18/2024	10,000,000.00	9,707,070.00	10,000,000.00	(292,930.00)
3133ENUS7	FEDERAL FARM CREDIT BANKS FUNDING CORP	2.721	97.0707	04/18/2024	10,520,000.00	10,211,837.64	10,503,712.94	(218,284.70)
3134GVAL0	FEDERAL HOME LOAN MORTGAGE CORP	0.500	94.6752	04/29/2024	15,000,000.00	14,201,280.00	15,000,000.00	(798,720.00)
3135GA2P5	FEDERAL NATIONAL MORTGAGE ASSOCIATION	0.356	94.4618	05/03/2024	3,500,000.00	3,306,163.00	3,499,763.50	(193,600.50)
3135GA3C3	FEDERAL NATIONAL MORTGAGE ASSOCIATION	0.350	94.2975	05/17/2024	10,000,000.00	9,429,750.00	10,000,000.00	(570,250.00)
3135GA3C3	FEDERAL NATIONAL MORTGAGE ASSOCIATION	0.350	94.2975	05/17/2024	10,000,000.00	9,429,750.00	10,000,000.00	(570,250.00)
3134GXCF9	FEDERAL HOME LOAN MORTGAGE CORP	0.400	94.2742	05/24/2024	10,000,000.00	9,427,420.00	10,000,000.00	(572,580.00)
3134GXCF9	FEDERAL HOME LOAN MORTGAGE CORP	0.400	94.2742	05/24/2024	10,000,000.00	9,427,420.00	10,000,000.00	(572,580.00)
3134GVYX0	FEDERAL HOME LOAN MORTGAGE CORP	0.500	94.3448					



3130ALTH7	FEDERAL HOME LOAN BANKS	0.510	93.0136	09/30/2024	25,000,000.00	23,253,400.00	25,000,000.00	(1,746,600.00)
3130APBH7	FEDERAL HOME LOAN BANKS	0.590	93.1034	09/30/2024	20,000,000.00	18,620,680.00	19,993,660.58	(1,372,980.58)
3130ARMT5	FEDERAL HOME LOAN BANKS	2.838	96.3809	10/25/2024	10,000,000.00	9,638,090.00	9,994,039.47	(355,949.47)
3135G06E8	FEDERAL NATIONAL MORTGAGE ASSOCIATION	0.420	92.4317	11/18/2024	10,000,000.00	9,243,170.00	10,000,000.00	(756,830.00)
3130ALF25	FEDERAL HOME LOAN BANKS	0.400	92.3135	11/26/2024	5,000,000.00	4,615,675.00	5,000,000.00	(384,325.00)
3130AKJ71	FEDERAL HOME LOAN BANKS	0.500	92.3259	12/09/2024	10,000,000.00	9,232,590.00	10,000,000.00	(767,410.00)
3133ENGN4	FEDERAL FARM CREDIT BANKS FUNDING CORP	0.970	93.1754	12/09/2024	10,000,000.00	9,317,540.00	10,000,000.00	(682,460.00)
3130ANRB8	FEDERAL HOME LOAN BANKS	0.553	92.3294	12/17/2024	10,000,000.00	9,232,940.00	9,999,446.50	(766,506.50)
3133EMPL5	FEDERAL FARM CREDIT BANKS FUNDING CORP	0.320	91.9885	12/23/2024	5,000,000.00	4,599,425.00	5,000,000.00	(400,575.00)
3133EMPL5	FEDERAL FARM CREDIT BANKS FUNDING CORP	0.320	91.9885	12/23/2024	15,000,000.00	13,798,275.00	15,000,000.00	(1,201,725.00)
3133EMPL5	FEDERAL FARM CREDIT BANKS FUNDING CORP	0.320	91.9885	12/23/2024	10,000,000.00	9,198,850.00	9,996,582.13	(797,732.13)
3133ENKS8	FEDERAL FARM CREDIT BANKS FUNDING CORP	1.339	93.4074	01/06/2025	5,000,000.00	4,670,370.00	4,993,019.02	(322,649.02)
3135G0X24	FEDERAL NATIONAL MORTGAGE ASSOCIATION	1.098	94.2715	01/07/2025	10,000,000.00	9,427,150.00	10,095,666.98	(668,516.98)
3134GWET9	FEDERAL HOME LOAN MORTGAGE CORP	0.510	92.0989	01/29/2025	15,000,000.00	13,814,835.00	15,000,000.00	(1,185,165.00)
3133ENPY0	FEDERAL FARM CREDIT BANKS FUNDING CORP	1.764	94.1674	02/25/2025	5,000,000.00	4,708,370.00	4,998,673.36	(290,303.36)
3133EMSC7	FEDERAL FARM CREDIT BANKS FUNDING CORP	0.512	91.2526	03/03/2025	10,000,000.00	9,125,260.00	9,993,723.93	(868,463.93)
3133EMSC7	FEDERAL FARM CREDIT BANKS FUNDING CORP	0.480	91.2526	03/03/2025	5,000,000.00	4,562,630.00	5,000,000.00	(437,370.00)
3130ARJ0	FEDERAL HOME LOAN BANKS	2.156	94.4547	03/14/2025	5,000,000.00	4,722,735.00	5,000,000.00	(277,265.00)
3130ALLP7	FEDERAL HOME LOAN BANKS	0.688	91.4231	03/17/2025	15,000,000.00	13,713,465.00	14,988,424.01	(1,274,959.01)
3130ALLP7	FEDERAL HOME LOAN BANKS	0.701	91.4231	03/17/2025	25,000,000.00	22,855,775.00	24,974,025.30	(2,118,250.30)
3130ALN34	FEDERAL HOME LOAN BANKS	0.700	91.4541	03/24/2025	10,000,000.00	9,145,410.00	10,000,000.00	(854,590.00)
3134GWT22	FEDERAL HOME LOAN MORTGAGE CORP	0.475	91.0195	03/24/2025	15,000,000.00	13,652,925.00	15,000,000.00	(1,347,075.00)
3130ALNK6	FEDERAL HOME LOAN BANKS	0.625	91.2998	03/25/2025	10,000,000.00	9,129,980.00	10,000,000.00	(870,020.00)
3130ALKF0	FEDERAL HOME LOAN BANKS	0.625	91.2998	03/25/2025	10,000,000.00	9,129,980.00	10,000,000.00	(870,020.00)
3130ALKF0	FEDERAL HOME LOAN BANKS	0.625	91.2998	03/25/2025	10,000,000.00	9,129,980.00	10,000,000.00	(870,020.00)
3130AR7D7	FEDERAL HOME LOAN BANKS	2.050	94.2076	03/25/2025	5,000,000.00	4,710,380.00	5,000,000.00	(289,620.00)
3134GW26	FEDERAL HOME LOAN MORTGAGE CORP	0.500	91.0289	03/28/2025	10,000,000.00	9,102,890.00	10,000,000.00	(897,110.00)
3133EMUP5	FEDERAL FARM CREDIT BANKS FUNDING CORP	0.710	91.3979	04/01/2025	10,000,000.00	9,139,790.00	10,000,000.00	(860,210.00)
3133EMUP5	FEDERAL FARM CREDIT BANKS FUNDING CORP	0.710	91.3979	04/01/2025	10,000,000.00	9,139,790.00	10,000,000.00	(860,210.00)
3130ALW14	FEDERAL HOME LOAN BANKS	0.720	91.3532	04/08/2025	15,000,000.00	13,702,980.00	15,000,000.00	(1,297,020.00)
3130ALDX9	FEDERAL HOME LOAN BANKS	0.500	90.5462	05/23/2025	14,750,000.00	13,355,564.50	14,750,000.00	(1,394,435.50)
3134GVRV2	FEDERAL HOME LOAN MORTGAGE CORP	0.750	91.0284	05/27/2025	10,000,000.00	9,102,840.00	10,000,000.00	(897,160.00)
3134GVWV6	FEDERAL HOME LOAN MORTGAGE CORP	0.730	90.9778	05/28/2025	10,000,000.00	9,097,780.00	10,000,000.00	(902,220.00)
3134GVWV6	FEDERAL HOME LOAN MORTGAGE CORP	0.730	90.9778	05/28/2025	10,000,000.00	9,097,780.00	10,000,000.00	(902,220.00)
3134GVB31	FEDERAL HOME LOAN MORTGAGE CORP	0.760	91.0195	05/28/2025	15,000,000.00	13,652,925.00	14,996,622.64	(1,343,697.64)
3130ARSC6	FEDERAL HOME LOAN BANKS	2.900	95.5504	05/29/2025	10,000,000.00	9,555,040.00	10,000,000.00	(444,960.00)
3134GVE95	FEDERAL HOME LOAN MORTGAGE CORP	0.650	91.2648	06/09/2025	15,000,000.00	13,689,720.00	15,000,000.00	(1,310,280.00)
3133ELH80	FEDERAL FARM CREDIT BANKS FUNDING CORP	0.680	90.7789	06/10/2025	5,025,000.00	4,561,639.73	5,025,000.00	(463,360.28)
3134GWP91	FEDERAL HOME LOAN MORTGAGE CORP	0.500	90.3446	06/16/2025	5,000,000.00	4,517,230.00	5,000,000.00	(482,770.00)
3130ALH20	FEDERAL HOME LOAN BANKS	0.530	90.3909	06/18/2025	10,000,000.00	9,039,090.00	10,000,000.00	(960,910.00)
3135GAZ24	FEDERAL NATIONAL MORTGAGE ASSOCIATION	0.500	90.2716	06/24/2025	10,000,000.00	9,027,160.00	10,000,000.00	(972,840.00)
3134CXYR9	FEDERAL HOME LOAN MORTGAGE CORP	3.560	96.6810	06/27/2025	10,000,000.00	9,668,100.00	10,000,000.00	(331,900.00)
3136G4XK4	FEDERAL NATIONAL MORTGAGE ASSOCIATION	0.650	90.5840	06/30/2025	5,000,000.00	4,529,200.00	5,000,000.00	(470,800.00)
3130ALU93	FEDERAL HOME LOAN BANKS	0.750	90.8021	06/30/2025	10,000,000.00	9,080,210.00	10,000,000.00	(919,790.00)
3136G4XZ1	FEDERAL NATIONAL MORTGAGE ASSOCIATION	0.740	90.7792	06/30/2025	5,000,000.00	4,538,960.00	5,000,000.00	(461,040.00)
3136G4XR9	FEDERAL NATIONAL MORTGAGE ASSOCIATION	0.740	90.7209	07/07/2025	14,900,000.00	13,517,414.10	14,900,000.00	(1,382,585.90)
3136G4YL1	FEDERAL NATIONAL MORTGAGE ASSOCIATION	0.730	90.6322	07/15/2025	15,000,000.00	13,594,830.00	15,000,000.00	(1,405,170.00)
3136G4C27	FEDERAL NATIONAL MORTGAGE ASSOCIATION	0.700	90.4486	07/29/2025	15,000,000.00	13,567,290.00	15,000,000.00	(1,432,710.00)
3136G4D75	FEDERAL NATIONAL MORTGAGE ASSOCIATION	0.600	90.2245	07/29/2025	10,000,000.00	9,022,450.00	10,000,000.00	(977,550.00)
3136G4F32	FEDERAL NATIONAL MORTGAGE ASSOCIATION	0.600	90.2245	07/29/2025	10,000,000.00	9,022,450.00	10,000,000.00	(977,550.00)
3136G4B77	FEDERAL NATIONAL MORTGAGE ASSOCIATION	0.700	90.3538	08/04/2025	10,000,000.00	9,035,380.00	10,000,000.00	(964,620.00)
3136G4B77	FEDERAL NATIONAL MORTGAGE ASSOCIATION	0.700	90.3538	08/04/2025	10,000,000.00	9,035,380.00	10,000,000.00	(964,620.00)
3136G4B77	FEDERAL NATIONAL MORTGAGE ASSOCIATION	0.700	90.3538	08/04/2025	15,000,000.00	13,553,070.00	15,000,000.00	(1,446,930.00)
3136G4H63	FEDERAL NATIONAL MORTGAGE ASSOCIATION	0.550	89.8844	08/19/2025	15,000,000.00	13,482,660.00	15,000,000.00	(1,517,340.00)
3134GWLW4	FEDERAL HOME LOAN MORTGAGE CORP	0.625	90.0650	08/19/2025	10,000,000.00	9,006,500.00	10,000,000.00	(993,500.00)
3130ALFN9	FEDERAL HOME LOAN BANKS	0.550	89.8536	08/25/2025	5,000,000.00	4,492,680.00	5,000,000.00	(507,320.00)
3136G4X40	FEDERAL NATIONAL MORTGAGE ASSOCIATION	0.600	89.9601	08/26/2025	10,000,000.00	8,996,010.00	10,000,000.00	(1,003,990.00)
3136G4ZF9	FEDERAL NATIONAL MORTGAGE ASSOCIATION	0.625	90.0093	08/27/2025	5,000,000.00	4,500,465.00	5,000,000.00	(499,535.00)
3136G4Q97	FEDERAL NATIONAL MORTGAGE ASSOCIATION	0.650	90.0670	08/27/2025	8,650,000.00	7,790,795.50	8,650,000.00	(859,204.50)
3134GWL38	FEDERAL HOME LOAN MORTGAGE CORP	0.540	89.6536	09/15/2025	10,000,000.00	8,965,360.00	10,000,000.00	(1,034,640.00)
3134GWL38	FEDERAL HOME LOAN MORTGAGE CORP	0.540	89.6536	09/15/2025	15,000,000.00	13,448,040.00	15,000,000.00	(1,551,960.00)
3137EAEK3	FEDERAL HOME LOAN MORTGAGE CORP	0.497	89.7879	09/23/2025	10,000,000.00	9,969,078.92	10,000,000.00	(38,921.08)
3134GWTG1	FEDERAL HOME LOAN MORTGAGE CORP	0.600	89.6507	09/30/2025	5,000,000.00	4,482,535.00	5,000,000.00	(517,465.00)
3135G06A6	FEDERAL NATIONAL MORTGAGE ASSOCIATION	0.580	89.4400	10/20/2025	10,000,000.00	8,944,000.00	10,000,000.00	(1,056,000.00)
3135G06A6	FEDERAL NATIONAL MORTGAGE ASSOCIATION	0.587	89.4400	10/20/2025	10,000,000.00	8,944,000.00	9,998,134.73	(1,054,134.73)
3134GWZV1	FEDERAL HOME LOAN MORTGAGE CORP	1.238	89.5947	10/22/2025	15,000,000.00	13,439,205.00	14,772,793.73	(1,333,588.73)
3136G45C3	FEDERAL NATIONAL MORTGAGE ASSOCIATION	0.540	89.2851	10/27/2025	10,000,000.00	8,928,510.00	10,000,000.00	(1,071,490.00)
3134GW3X2	FEDERAL HOME LOAN MORTGAGE CORP	0.625	89.4936	10/27/2025	10,000,000.00	8,949,360.00	10,000,000.00	(1,050,640.00)
3134GW3Z7	FEDERAL HOME LOAN MORTGAGE CORP	0.600	89.4242	10/28/2025	10,000,000.00	8,942,420.00	10,000,000.00	(1,057,580.00)
3134GW3Y0	FEDERAL HOME LOAN MORTGAGE CORP	0.550	89.3014	10/28/2025	10,000,000.00	8,930,140.00	10,000,000.00	(1,069,860.00)
3136G46S7	FEDERAL NATIONAL MORTGAGE ASSOCIATION	0.560	89.3260	10/28/2025	5,000,000.00	4,466,300.00	5,000,000.00	(533,700.00)
3135G06C2	FEDERAL NATIONAL MORTGAGE ASSOCIATION	0.600	89.4161	10/29/2025	10,000,000.00	8,941,610.00	10,000,000.00	(1,058,390.00)
3135G06C2	FEDERAL NATIONAL MORTGAGE ASSOCIATION	0.604	89.4161	10/29/2025	10,000,000.00	8,941,610.00	9,998,933.61	(1,057,323.61)
3136G46N8	FEDERAL NATIONAL MORTGAGE ASSOCIATION	0.600	89.4161	10/29/2025	5,000,000.00	4,470,805.00	5,000,000.00	(529,195.00)
3135GA2N0	FEDERAL NATIONAL MORTGAGE ASSOCIATION	0.550	89.3124	11/04/2025	10,000,000.00	8,931,240.00	10,000,000.00	(1,068,760.00)
3135G06G3	FEDERAL NATIONAL MORTGAGE ASSOCIATION	0.573	89.7498	11/07/2025	14,000,000.00	12,564,972.00	13,972,955.07	(1,407,983.07)
3134GXBMS	FEDERAL HOME LOAN MORTGAGE CORP	0.600	89.3721	11/12/2025	5,000,000.00	4,468,605.00	5,000,000.00	(531,395.00)
3134GXBMS	FEDERAL HOME LOAN MORTGAGE CORP	0.600	89.3721	11/12/2025	5,000,000.00	4,468,605.00	5,000,000.00	(531,395.00)
3135GA2Z3	FEDERAL NATIONAL MORTGAGE ASSOCIATION	0.560	89.2321	11/17/2025	5,000,000.00	4,461,605.00	5,000,000.00	(538,395.00)
3135GA2Z3	FEDERAL NATIONAL MORTGAGE ASSOCIATION	0.560	89.2321	11/17/2025	5,000,000.00	4,461,605.00	5,000,000.00	(538,395.00)
3135GA2Z3	FEDERAL NATIONAL MORTGAGE ASSOCIATION	0.560	89.2321	11/17/2025	10,000,000.00	8,923,210.00	10,000,000.00	(1,076,790.00)
3135GA4P3	FEDERAL NATIONAL MORTGAGE ASSOCIATION	0.650	89.4494	11/18/2025	20,000,000.00	17,889,880.00	20,000,000.00	(2,110,120.00)
3135GA3Z2	FEDERAL NATIONAL MORTGAGE ASSOCIATION	0.600	89.2921	11/25/2025	15,000,000.00	13,393,815.00	15,000,000.00	(1,606,185.00)
3133EMLR1	FEDERAL FARM CREDIT BANKS FUNDING CORP	0.506	88.8103	12/23/2025	12,430,000.00	11,039,120.29	12,427,897.46	(1,388,777.17)
3134GXHL1	FEDERAL HOME LOAN MORTGAGE CORP	0.700	89.2744	12/30/2025	10,000,000.00	8,927,440.00	10,000,000.00	(1,072,560.00)
3130AL2G8	FEDERAL HOME LOAN BANKS	0.615	88.4633	02/18/2026	5,000,000.00	4,423,165.00	4,997,770.45	(574,605.45)
3130ALBX1	FEDERAL HOME LOAN BANKS	0.580	88.3689	02/23/2026	10,000,000.00	8,836,890.00	10,000,000.00	(1,163,110.00)
3130ALCV4	FEDERAL HOME LOAN BANKS	2.112	88.2555	02/24/2026	25,000,000.00	22,206,375.00	24,030,662.34	(1,824,287.34)
3130AL6K5	FEDERAL HOME LOAN BANKS	0.580	88.3529	02/25/2026	6,000,000.00	5,301,174.00	6,000,000.00	(698,826.00)
3130ALEM2	FEDERAL HOME LOAN BANKS	0.790	88.9275</					



3133EMZS4	FEDERAL FARM CREDIT BANKS FUNDING CORP	0.900	88.6505	05/18/2026	5,000,000.00	4,432,525.00	5,000,000.00	(567,475.00)
3130AMJN3	FEDERAL HOME LOAN BANKS	1.030	89.0328	05/26/2026	5,000,000.00	4,451,640.00	5,000,000.00	(548,360.00)
3130AMKB7	FEDERAL HOME LOAN BANKS	1.050	89.0916	05/26/2026	15,000,000.00	13,363,740.00	15,000,000.00	(1,636,260.00)
3130AMME9	FEDERAL HOME LOAN BANKS	1.000	88.9445	05/26/2026	10,000,000.00	8,894,450.00	10,000,000.00	(1,105,550.00)
3130AMS52	FEDERAL HOME LOAN BANKS	1.000	88.8564	06/08/2026	15,000,000.00	13,328,460.00	15,000,000.00	(1,671,540.00)
3130AMM22	FEDERAL HOME LOAN BANKS	1.000	88.8124	06/10/2026	5,000,000.00	4,440,620.00	5,000,000.00	(559,380.00)
3130AMWTS	FEDERAL HOME LOAN BANKS	1.050	88.8872	06/26/2026	15,000,000.00	13,333,080.00	15,000,000.00	(1,666,920.00)
3130AMT69	FEDERAL HOME LOAN BANKS	1.070	88.9478	06/26/2026	10,000,000.00	8,894,780.00	10,000,000.00	(1,105,220.00)
3130ASDK2	FEDERAL HOME LOAN BANKS	3.250	96.2207	06/29/2026	5,250,000.00	5,051,586.75	5,250,000.00	(198,413.25)
3130AN3B4	FEDERAL HOME LOAN BANKS	1.020	88.6723	07/06/2026	15,000,000.00	13,300,845.00	15,000,000.00	(1,699,155.00)
3133EMQ62	FEDERAL FARM CREDIT BANKS FUNDING CORP	0.990	88.6161	07/13/2026	10,000,000.00	8,861,610.00	10,000,000.00	(1,138,390.00)
3133EMQ62	FEDERAL FARM CREDIT BANKS FUNDING CORP	0.990	88.6161	07/13/2026	10,000,000.00	8,861,610.00	10,000,000.00	(1,138,390.00)
3130ANSK2	FEDERAL HOME LOAN BANKS	4.366	90.8662	07/20/2026	2,375,000.00	2,158,072.25	2,164,211.25	(6,139.00)
3130AN3R9	FEDERAL HOME LOAN BANKS	1.130	88.9178	07/20/2026	10,000,000.00	8,891,780.00	10,000,000.00	(1,108,220.00)
3133ENB66	FEDERAL FARM CREDIT BANKS FUNDING CORP	3.174	95.9999	07/20/2026	10,000,000.00	9,599,990.00	9,992,379.88	(392,389.88)
3130ANB7	FEDERAL HOME LOAN BANKS	1.000	88.4728	07/22/2026	15,000,000.00	13,270,920.00	15,000,000.00	(1,729,080.00)
3130ANA9	FEDERAL HOME LOAN BANKS	1.000	88.4102	07/27/2026	10,000,000.00	8,841,020.00	10,000,000.00	(1,158,980.00)
3130ANA9	FEDERAL HOME LOAN BANKS	1.000	88.4102	07/27/2026	15,000,000.00	13,261,530.00	15,000,000.00	(1,738,470.00)
3133ENC99	FEDERAL FARM CREDIT BANKS FUNDING CORP	3.629	96.4695	07/27/2026	20,000,000.00	19,293,900.00	20,024,462.81	(730,562.81)
3133ENV72	FEDERAL FARM CREDIT BANKS FUNDING CORP	4.590	100.2019	07/27/2026	5,000,000.00	5,010,095.00	4,986,346.90	23,748.10
3133ENV72	FEDERAL FARM CREDIT BANKS FUNDING CORP	4.638	100.2019	07/27/2026	5,000,000.00	5,010,095.00	4,978,918.33	31,176.67
3133ENV72	FEDERAL FARM CREDIT BANKS FUNDING CORP	4.477	100.2019	07/27/2026	5,000,000.00	5,010,095.00	5,003,875.48	6,219.52
3133END80	FEDERAL FARM CREDIT BANKS FUNDING CORP	2.873	95.5204	08/03/2026	10,000,000.00	9,552,040.00	10,040,758.11	(488,718.11)
3130ANFD7	FEDERAL HOME LOAN BANKS	1.000	88.3461	08/05/2026	10,000,000.00	8,834,610.00	10,000,000.00	(1,165,390.00)
3134GX4V3	FEDERAL HOME LOAN MORTGAGE CORP	5.002	99.7915	08/10/2026	4,500,000.00	4,490,617.50	4,500,000.00	(9,382.50)
3130ANE48	FEDERAL HOME LOAN BANKS	1.000	88.2654	08/17/2026	10,000,000.00	8,826,540.00	10,000,000.00	(1,173,460.00)
3130ANMH0	FEDERAL HOME LOAN BANKS	1.100	88.5581	08/20/2026	10,000,000.00	8,855,810.00	10,000,000.00	(1,144,190.00)
3130ANMH0	FEDERAL HOME LOAN BANKS	1.668	88.5581	08/20/2026	10,000,000.00	8,855,810.00	9,810,727.80	(954,917.80)
3130ANMH0	FEDERAL HOME LOAN BANKS	3.132	88.5581	08/20/2026	15,000,000.00	13,283,715.00	14,012,918.70	(729,203.70)
3133ENH45	FEDERAL FARM CREDIT BANKS FUNDING CORP	3.137	95.8505	08/24/2026	5,000,000.00	4,792,525.00	4,998,084.16	(205,559.16)
3133ENH45	FEDERAL FARM CREDIT BANKS FUNDING CORP	3.294	95.8505	08/24/2026	5,000,000.00	4,792,525.00	4,972,624.54	(180,099.54)
3130ANPF1	FEDERAL HOME LOAN BANKS	1.000	88.1836	08/25/2026	10,000,000.00	8,818,360.00	10,000,000.00	(1,181,640.00)
3130ANS5	FEDERAL HOME LOAN BANKS	1.000	88.1769	08/26/2026	15,000,000.00	13,226,400.00	15,000,000.00	(1,773,600.00)
3130ANT9S	FEDERAL HOME LOAN BANKS	1.000	88.1769	08/26/2026	15,000,000.00	13,226,535.00	15,000,000.00	(1,773,465.00)
3130ATHF5	FEDERAL HOME LOAN BANKS	3.941	97.8508	09/11/2026	5,000,000.00	4,892,540.00	4,969,094.94	(76,554.94)
3130ATHV2	FEDERAL HOME LOAN BANKS	4.312	99.4678	09/11/2026	1,000,000.00	994,678.00	998,016.76	(3,338.76)
3130APS53	FEDERAL HOME LOAN BANKS	1.040	88.1081	09/28/2026	15,000,000.00	13,212,615.00	15,000,000.00	(1,787,385.00)
3130APAD7	FEDERAL HOME LOAN BANKS	1.035	88.1475	09/28/2026	15,000,000.00	13,222,125.00	15,000,000.00	(1,777,875.00)
3130ANYN4	FEDERAL HOME LOAN BANKS	1.000	87.9664	09/30/2026	10,000,000.00	8,796,640.00	10,000,000.00	(1,203,360.00)
3133ENT67	FEDERAL FARM CREDIT BANKS FUNDING CORP	4.318	99.1352	10/19/2026	5,000,000.00	4,956,760.00	4,988,728.82	(31,968.82)
3133ENT67	FEDERAL FARM CREDIT BANKS FUNDING CORP	4.318	99.1352	10/19/2026	5,000,000.00	4,956,760.00	4,988,728.82	(31,968.82)
3133ENBK5	FEDERAL FARM CREDIT BANKS FUNDING CORP	1.249	88.2861	10/20/2026	10,000,000.00	8,828,610.00	9,961,451.66	(1,132,841.66)
3133ENBK5	FEDERAL FARM CREDIT BANKS FUNDING CORP	1.340	88.2861	10/20/2026	10,000,000.00	8,828,610.00	9,929,741.24	(1,101,131.24)
3133EN7A2	FEDERAL FARM CREDIT BANKS FUNDING CORP	3.827	97.1596	10/26/2026	4,300,000.00	4,177,862.80	4,270,872.21	(92,994.41)
3134GW4C7	FEDERAL HOME LOAN MORTGAGE CORP	3.046	87.0654	10/27/2026	20,000,000.00	17,413,080.00	18,475,464.72	(1,062,384.72)
3134GW4C7	FEDERAL HOME LOAN MORTGAGE CORP	3.092	87.0654	10/27/2026	20,000,000.00	17,413,080.00	18,439,198.96	(1,026,118.96)
3134GW4C7	FEDERAL HOME LOAN MORTGAGE CORP	3.488	87.0654	10/27/2026	5,000,000.00	4,353,270.00	4,546,172.29	(192,902.29)
3134GW6C5	FEDERAL HOME LOAN MORTGAGE CORP	3.122	87.0583	10/28/2026	15,000,000.00	13,058,745.00	13,818,695.01	(759,950.01)
3130ARU76	FEDERAL HOME LOAN BANKS	3.125	89.1056	10/29/2026	10,000,000.00	9,496,020.00	10,000,000.00	(503,980.00)
3133ENEM8	FEDERAL FARM CREDIT BANKS FUNDING CORP	1.430	89.1056	11/23/2026	10,000,000.00	8,910,560.00	10,000,000.00	(1,089,440.00)
3130APWV1	FEDERAL HOME LOAN BANKS	3.125	89.1357	11/24/2026	20,000,000.00	17,867,140.00	19,997,750.41	(2,130,610.41)
3130ATVE4	FEDERAL HOME LOAN BANKS	1.503	100.3878	12/11/2026	5,000,000.00	5,019,390.00	5,088,625.79	(69,235.79)
3133EN4G2	FEDERAL FARM CREDIT BANKS FUNDING CORP	3.923	98.4593	12/15/2026	25,000,000.00	24,614,825.00	25,014,456.71	(399,631.71)
3130AQF65	FEDERAL HOME LOAN BANKS	1.306	89.0569	12/21/2026	10,000,000.00	8,905,690.00	9,979,413.20	(1,073,723.20)
3130AAQY9	FEDERAL HOME LOAN BANKS	1.500	89.1259	12/30/2026	25,000,000.00	22,281,475.00	25,000,000.00	(2,718,525.00)
3133ENK64	FEDERAL FARM CREDIT BANKS FUNDING CORP	1.868	88.8657	01/11/2027	10,000,000.00	8,886,570.00	9,839,010.01	(952,440.01)
3133ENLZ1	FEDERAL FARM CREDIT BANKS FUNDING CORP	1.868	89.7815	01/26/2027	10,000,000.00	8,978,150.00	9,970,243.36	(992,093.36)
3130AQHS5	FEDERAL HOME LOAN BANKS	1.984	89.5184	01/28/2027	10,000,000.00	8,951,840.00	9,894,543.12	(942,703.12)
3130AQHS5	FEDERAL HOME LOAN BANKS	2.086	89.5184	01/28/2027	20,000,000.00	17,903,680.00	19,714,041.13	(1,810,361.13)
3130AQKM4	FEDERAL HOME LOAN BANKS	1.750	89.6809	01/28/2027	11,250,000.00	10,089,101.25	11,250,000.00	(1,160,898.75)
3130AKYH3	FEDERAL HOME LOAN BANKS	1.746	86.4726	02/10/2027	10,000,000.00	8,647,260.00	9,655,116.72	(1,007,856.72)
3130AL2X1	FEDERAL HOME LOAN BANKS	3.001	86.4947	02/17/2027	10,000,000.00	8,649,470.00	9,211,044.19	(561,574.19)
3134GYGZ9	FEDERAL HOME LOAN MORTGAGE CORP	4.750	99.0128	02/23/2027	10,000,000.00	9,901,280.00	10,000,000.00	(98,720.00)
3130ALFD2	FEDERAL HOME LOAN BANKS	2.050	87.0498	02/24/2027	15,000,000.00	13,057,470.00	14,417,841.06	(1,360,371.06)
3130ALFD2	FEDERAL HOME LOAN BANKS	3.001	87.0498	02/24/2027	20,000,000.00	17,409,960.00	18,536,157.99	(1,126,197.99)
3130AQRQ8	FEDERAL HOME LOAN BANKS	2.000	90.3647	02/25/2027	10,000,000.00	9,036,470.00	10,000,000.00	(963,530.00)
3130AQRH8	FEDERAL HOME LOAN BANKS	2.000	90.3647	02/25/2027	5,000,000.00	4,518,235.00	5,000,000.00	(481,765.00)
3130AQRH8	FEDERAL HOME LOAN BANKS	2.000	90.3647	02/25/2027	5,000,000.00	4,518,235.00	5,000,000.00	(481,765.00)
3130AQRH8	FEDERAL HOME LOAN BANKS	2.500	92.0304	03/22/2027	5,000,000.00	4,601,520.00	5,000,000.00	(398,480.00)
3130AR6U0	FEDERAL HOME LOAN BANKS	3.000	93.4575	03/25/2027	10,000,000.00	9,345,750.00	10,000,000.00	(654,250.00)
3130ARHX2	FEDERAL HOME LOAN BANKS	3.000	93.4575	03/25/2027	10,000,000.00	9,345,750.00	10,000,000.00	(654,250.00)
3130ARHX2	FEDERAL HOME LOAN BANKS	3.000	93.4575	03/25/2027	10,000,000.00	9,345,750.00	10,000,000.00	(654,250.00)
3130ARHX2	FEDERAL HOME LOAN BANKS	3.000	93.4575	03/25/2027	10,000,000.00	9,345,750.00	10,000,000.00	(654,250.00)
3133ENVY9	FEDERAL FARM CREDIT BANKS FUNDING CORP	2.913	94.4685	04/26/2027	10,000,000.00	9,446,850.00	9,985,378.31	(538,528.31)
3133ENV77	FEDERAL FARM CREDIT BANKS FUNDING CORP	3.606	97.2955	04/26/2027	8,000,000.00	7,783,640.00	8,006,103.21	(222,463.21)
3133ENV77	FEDERAL FARM CREDIT BANKS FUNDING CORP	3.623	97.2955	04/26/2027	2,000,000.00	1,945,910.00	2,000,267.99	(54,357.99)
3133ENV77	FEDERAL FARM CREDIT BANKS FUNDING CORP	3.744	97.2955	04/26/2027	4,820,000.00	4,689,643.10	4,798,361.18	(108,718.08)
3130ARPV7	FEDERAL HOME LOAN BANKS	3.500	94.7887	04/28/2027	10,000,000.00	9,478,870.00	10,000,000.00	(521,130.00)
3130ARSP9	FEDERAL HOME LOAN BANKS	3.000	94.1777	04/29/2027	10,000,000.00	9,417,770.00	10,000,000.00	(582,230.00)
3130AS3F4	FEDERAL HOME LOAN BANKS	3.770	95.5175	05/26/2027	10,000,000.00	9,551,750.00	10,000,000.00	(448,250.00)
3130ASG7	FEDERAL HOME LOAN BANKS	3.095	96.8075	06/11/2027	10,000,000.00	9,680,750.00	10,159,610.70	(478,860.70)
3130ASDV8	FEDERAL HOME LOAN BANKS	3.300	94.7118	06/28/2027	10,000,000.00	9,471,180.00	10,000,000.00	(528,820.00)
3130AS144	FEDERAL HOME LOAN BANKS	4.700	97.3433	06/30/2027	15,000,000.00	14,601,495.00	15,000,000.00	(398,505.00)
3134GXZW7	FEDERAL HOME LOAN MORTGAGE CORP	4.250	96.6308	06/30/2027	10,000,000.00	9,663,080.00	10,000,000.00	(336,920.00)
3130AUA9	FEDERAL HOME LOAN BANKS	4.450	97.5958	06/30/2027	25,000,000.00	24,398,950.00	25,000,000.00	(601,050.00)
3133ENB33	FEDERAL FARM CREDIT BANKS FUNDING CORP	3.075	95.0619	07/19/2027	10,000,000.00	9,506,190.00	9,989,917.03	(483,727.03)
3134GYDU3	FEDERAL HOME LOAN MORTGAGE CORP	4.720	98.2762	07/30/2027	25,000,000.00	24,569,050.00	25,000,000.00	(430,950.00)
3130ATHW0	FEDERAL HOME LOAN BANKS	4.239	99.3787	09/10/2027	2,000,000.00	1,987,574.00	1,990,754.56	(3,180.56)
3130ATHW0	FEDERAL HOME LOAN BANKS	4.241	99.3787	09/10/2027	3,000,000.00	2,981,361.00	2,985,976.96	(4,615.96)
3133ENL99	FEDERAL FARM CREDIT BANKS FUNDING CORP	3.467	96.3120	09/15/2027	10,000,000.00	9,631,200.00	9,961,932.04	(330,732.04)
3133ENL99	FEDERAL FARM CREDIT BANKS FUNDING CORP	3.830	96.3120					



3130ATW45	FEDERAL HOME LOAN BANKS	4.851	99.5368	11/29/2027	4,895,000.00	4,872,326.36	4,911,046.02	(38,719.66)
3134GY4W9	FEDERAL HOME LOAN MORTGAGE CORF	5.040	99.1779	11/29/2027	5,000,000.00	4,958,895.00	5,000,000.00	(41,105.00)
3134GY4W9	FEDERAL HOME LOAN MORTGAGE CORF	5.040	99.1779	11/29/2027	10,000,000.00	9,917,790.00	10,000,000.00	(82,210.00)
3133EN3H1	FEDERAL FARM CREDIT BANKS FUNDING CORP	4.080	98.9000	11/29/2027	25,000,000.00	24,725,000.00	24,914,878.03	(189,878.03)
3133EN3H1	FEDERAL FARM CREDIT BANKS FUNDING CORP	4.077	98.9000	11/29/2027	25,000,000.00	24,725,000.00	24,918,309.23	(193,309.23)
3133EN3H1	FEDERAL FARM CREDIT BANKS FUNDING CORP	4.061	98.9000	11/29/2027	25,000,000.00	24,725,000.00	24,934,951.26	(209,951.26)
3130ATYK7	FEDERAL HOME LOAN BANKS	5.100	99.5078	11/30/2027	5,000,000.00	4,975,390.00	5,000,000.00	(24,610.00)
3130ATU54	FEDERAL HOME LOAN BANKS	3.796	100.0012	12/10/2027	25,000,000.00	25,000,300.00	25,488,150.36	(487,850.36)
3130ATU54	FEDERAL HOME LOAN BANKS	4.036	100.0012	12/10/2027	15,000,000.00	15,000,180.00	15,136,636.97	(136,456.97)
3130ATU54	FEDERAL HOME LOAN BANKS	4.002	100.0012	12/10/2027	50,000,000.00	50,000,600.00	50,528,950.11	(528,350.11)
3133EN4S6	FEDERAL FARM CREDIT BANKS FUNDING CORP	3.896	97.7903	12/22/2027	15,000,000.00	14,668,545.00	14,905,318.29	(236,773.29)
3130AUCK8	FEDERAL HOME LOAN BANKS	4.770	99.6131	12/27/2027	25,000,000.00	24,903,275.00	25,000,000.00	(96,725.00)
3134GYC26	FEDERAL HOME LOAN MORTGAGE CORF	4.800	99.4394	12/29/2027	10,000,000.00	9,943,940.00	10,000,000.00	(56,060.00)
3134GYC26	FEDERAL HOME LOAN MORTGAGE CORF	4.800	99.4394	12/29/2027	15,000,000.00	14,915,910.00	15,000,000.00	(84,090.00)
3134GYA11	FEDERAL HOME LOAN MORTGAGE CORF	4.800	98.1902	12/30/2027	25,000,000.00	24,547,550.00	25,000,000.00	(452,450.00)
3134GYC75	FEDERAL HOME LOAN MORTGAGE CORF	4.800	99.7227	12/30/2027	15,000,000.00	14,958,405.00	15,000,000.00	(41,595.00)
3134GYC77	FEDERAL HOME LOAN MORTGAGE CORF	4.510	97.3914	12/30/2027	25,000,000.00	24,347,850.00	25,000,000.00	(652,150.00)
3133EN5N6	FEDERAL FARM CREDIT BANKS FUNDING CORP	4.000	98.9656	01/06/2028	25,000,000.00	24,741,400.00	25,000,000.00	(258,600.00)
3133EN5N6	FEDERAL FARM CREDIT BANKS FUNDING CORP	3.713	98.9656	01/06/2028	20,000,000.00	19,793,120.00	20,252,328.08	(459,208.08)
3133EN5N6	FEDERAL FARM CREDIT BANKS FUNDING CORP	3.757	98.9656	01/06/2028	18,000,000.00	17,813,808.00	18,191,269.74	(377,461.74)
3133EN5N6	FEDERAL FARM CREDIT BANKS FUNDING CORP	3.530	98.9656	01/06/2028	10,000,000.00	9,896,560.00	10,207,554.62	(310,994.62)
3134GYEF5	FEDERAL HOME LOAN MORTGAGE CORF	4.970	99.3123	01/26/2028	10,000,000.00	9,931,230.00	10,000,000.00	(68,770.00)
3134GYG71	FEDERAL HOME LOAN MORTGAGE CORF	5.050	98.4056	01/26/2028	10,000,000.00	9,840,560.00	10,000,000.00	(159,440.00)
3134GYG97	FEDERAL HOME LOAN MORTGAGE CORF	4.180	96.4610	02/07/2028	25,000,000.00	24,115,250.00	25,000,000.00	(884,750.00)
3134GYGR7	FEDERAL HOME LOAN MORTGAGE CORF	4.900	99.0174	02/09/2028	10,000,000.00	9,901,740.00	10,000,000.00	(98,260.00)
3134GYKJ0	FEDERAL HOME LOAN MORTGAGE CORF	5.276	99.7303	02/28/2028	10,000,000.00	9,973,030.00	10,000,000.00	(26,970.00)
---	---	2.238	94.6527	08/04/2025	4,488,445,250.00	4,247,408,693.16	4,474,559,978.31	(227,151,285.15)

Agency  
AGCY DISC

Cusip	Description	Yield	Market Price	Final Maturity	Par Value	Market Value	Book Value	Net Unrealized Gain/Loss
313384CP2	FEDERAL HOME LOAN BANKS	4.516	99.9749	03/03/2023	25,000,000.00	24,993,725.00	24,993,819.44	(94.44)
313384DJ5	FEDERAL HOME LOAN BANKS	3.102	99.7328	03/22/2023	25,000,000.00	24,933,200.00	24,955,520.84	(22,320.84)
313384EG0	FEDERAL HOME LOAN BANKS	1.722	99.4418	04/13/2023	25,000,000.00	24,860,450.00	24,949,236.11	(88,786.11)
313384EQ8	FEDERAL HOME LOAN BANKS	4.595	99.3336	04/21/2023	25,000,000.00	24,833,400.00	24,840,270.83	(6,870.83)
313384EX3	FEDERAL HOME LOAN BANKS	4.560	99.2372	04/28/2023	25,000,000.00	24,809,300.00	24,819,756.94	(10,456.94)
313384FE4	FEDERAL HOME LOAN BANKS	4.115	99.1414	05/05/2023	50,000,000.00	49,570,700.00	49,636,631.94	(65,931.94)
313384FH7	FEDERAL HOME LOAN BANKS	4.636	99.0999	05/08/2023	100,000,000.00	99,099,900.00	99,141,500.00	(41,600.00)
313384FM6	FEDERAL HOME LOAN BANKS	3.938	99.0449	05/12/2023	50,000,000.00	49,522,450.00	49,615,000.00	(92,550.00)
313384FM6	FEDERAL HOME LOAN BANKS	3.938	99.0449	05/12/2023	25,000,000.00	24,761,225.00	24,807,500.00	(46,275.00)
313384FM6	FEDERAL HOME LOAN BANKS	4.773	99.0449	05/12/2023	22,300,000.00	22,087,012.70	22,090,826.00	(3,813.30)
313384FQ7	FEDERAL HOME LOAN BANKS	3.969	99.0029	05/15/2023	25,000,000.00	24,750,725.00	24,797,916.67	(47,191.67)
313384FQ7	FEDERAL HOME LOAN BANKS	4.644	99.0029	05/15/2023	25,000,000.00	24,750,725.00	24,763,020.83	(12,295.83)
313384FS3	FEDERAL HOME LOAN BANKS	4.783	98.9742	05/17/2023	4,000,000.00	3,958,968.00	3,959,797.45	(829.45)
313384FT1	FEDERAL HOME LOAN BANKS	2.061	98.9608	05/18/2023	50,000,000.00	49,480,400.00	49,780,083.33	(298,683.33)
313384FY0	FEDERAL HOME LOAN BANKS	2.035	98.8895	05/23/2023	17,189,000.00	16,998,116.16	17,109,541.46	(111,425.31)
313384FZ7	FEDERAL HOME LOAN BANKS	4.836	98.8761	05/24/2023	25,000,000.00	24,697,675.00	24,713,750.00	(16,075.00)
313384GF0	FEDERAL HOME LOAN BANKS	4.674	98.7773	05/31/2023	25,000,000.00	24,694,325.00	24,710,885.42	(16,560.42)
313384GG8	FEDERAL HOME LOAN BANKS	4.674	98.7773	05/31/2023	25,000,000.00	24,694,325.00	24,710,885.42	(16,560.42)
313384GG8	FEDERAL HOME LOAN BANKS	4.674	98.7773	05/31/2023	25,000,000.00	24,694,325.00	24,710,886.16	(16,561.16)
313384GG8	FEDERAL HOME LOAN BANKS	4.429	98.7074	06/05/2023	25,000,000.00	24,676,850.00	24,712,000.00	(35,150.00)
313384GW3	FEDERAL HOME LOAN BANKS	4.244	98.5832	06/14/2023	30,000,000.00	29,574,960.00	29,637,750.00	(62,790.00)
313384GX1	FEDERAL HOME LOAN BANKS	4.725	98.5667	06/15/2023	25,000,000.00	24,641,675.00	24,659,548.61	(17,873.61)
313384HF9	FEDERAL HOME LOAN BANKS	4.718	98.4553	06/23/2023	25,000,000.00	24,613,825.00	24,635,041.67	(21,216.67)
313384HL6	FEDERAL HOME LOAN BANKS	4.715	98.3841	06/28/2023	50,000,000.00	49,192,050.00	49,240,548.61	(48,498.61)
313384HR3	FEDERAL HOME LOAN BANKS	4.772	98.3127	07/03/2023	15,000,000.00	14,746,905.00	14,758,975.00	(12,070.00)
313588HZ1	FEDERAL NATIONAL MORTGAGE ASSOCIATION	4.791	98.2001	07/11/2023	10,000,000.00	9,820,010.00	9,828,033.33	(8,023.33)
313588JC0	FEDERAL NATIONAL MORTGAGE ASSOCIATION	4.792	98.1554	07/14/2023	5,000,000.00	4,907,770.00	4,912,062.50	(4,292.50)
313588JC0	FEDERAL NATIONAL MORTGAGE ASSOCIATION	4.792	98.1554	07/14/2023	10,000,000.00	9,815,540.00	9,824,125.00	(8,585.00)
313384JW0	FEDERAL HOME LOAN BANKS	4.797	97.8963	08/01/2023	25,000,000.00	24,474,075.00	24,502,750.00	(28,675.00)
313384JZ3	FEDERAL HOME LOAN BANKS	4.806	97.8507	08/04/2023	12,500,000.00	12,231,337.50	12,245,958.34	(14,620.84)
313384KD0	FEDERAL HOME LOAN BANKS	4.775	97.7955	08/08/2023	25,000,000.00	24,448,875.00	24,484,444.44	(35,569.44)
313384KL2	FEDERAL HOME LOAN BANKS	4.644	97.6896	08/15/2023	25,000,000.00	24,422,400.00	24,477,545.14	(55,145.14)
313384KL2	FEDERAL HOME LOAN BANKS	4.802	97.6896	08/15/2023	10,000,000.00	9,768,960.00	9,782,900.00	(13,940.00)
313384KL2	FEDERAL HOME LOAN BANKS	4.785	97.6896	08/15/2023	15,000,000.00	14,653,440.00	14,675,393.75	(21,953.75)
313384LC1	FEDERAL HOME LOAN BANKS	4.121	97.4578	08/31/2023	25,000,000.00	24,364,450.00	24,491,666.67	(127,216.67)
313384LD9	FEDERAL HOME LOAN BANKS	4.786	97.4439	09/01/2023	15,000,000.00	14,616,585.00	14,642,733.33	(26,148.33)
313384LD9	FEDERAL HOME LOAN BANKS	4.786	97.4439	09/01/2023	25,000,000.00	24,360,975.00	24,404,555.56	(43,580.56)
313384LK3	FEDERAL HOME LOAN BANKS	4.773	97.3606	09/07/2023	25,000,000.00	24,340,150.00	24,387,777.78	(47,627.78)
313384LQ0	FEDERAL HOME LOAN BANKS	4.829	97.2856	09/12/2023	12,500,000.00	12,160,700.00	12,181,770.83	(21,070.83)
313384LT4	FEDERAL HOME LOAN BANKS	4.776	97.2438	09/15/2023	25,000,000.00	24,310,950.00	24,362,000.00	(51,050.00)
313384LT4	FEDERAL HOME LOAN BANKS	4.801	97.2438	09/15/2023	10,000,000.00	9,724,380.00	9,743,150.28	(18,770.28)
313384LW7	FEDERAL HOME LOAN BANKS	4.777	97.2020	09/18/2023	70,000,000.00	68,041,400.00	68,186,533.34	(145,133.34)
313384LZ0	FEDERAL HOME LOAN BANKS	4.778	97.1603	09/21/2023	25,000,000.00	24,290,075.00	24,342,667.30	(52,592.30)
313384MH9	FEDERAL HOME LOAN BANKS	4.780	97.0489	09/29/2023	25,000,000.00	24,262,225.00	24,316,888.89	(54,663.89)
313384MH9	FEDERAL HOME LOAN BANKS	4.780	97.0489	09/29/2023	25,000,000.00	24,262,225.00	24,316,888.89	(54,663.89)
313384MX4	FEDERAL HOME LOAN BANKS	4.960	96.8476	10/13/2023	10,000,000.00	9,684,760.00	9,697,411.11	(12,651.11)
313384MX4	FEDERAL HOME LOAN BANKS	4.960	96.8476	10/13/2023	10,000,000.00	9,684,760.00	9,697,411.11	(12,651.11)
313384NE5	FEDERAL HOME LOAN BANKS	4.539	96.7500	10/20/2023	50,000,000.00	48,375,000.00	48,579,347.22	(204,347.22)
313384NM7	FEDERAL HOME LOAN BANKS	4.821	96.6523	10/27/2023	15,000,000.00	14,497,845.00	14,532,000.00	(34,155.00)
313384PG8	FEDERAL HOME LOAN BANKS	4.799	96.3799	11/15/2023	25,000,000.00	24,094,975.00	24,163,645.83	(68,670.83)
313384PG8	FEDERAL HOME LOAN BANKS	4.828	96.3799	11/15/2023	10,000,000.00	9,637,990.00	9,663,300.00	(25,310.00)
313384PG8	FEDERAL HOME LOAN BANKS	4.992	96.3799	11/15/2023	5,000,000.00	4,818,995.00	4,825,894.44	(6,899.44)
313384PM5	FEDERAL HOME LOAN BANKS	4.796	96.3100	11/20/2023	25,000,000.00	24,077,500.00	24,148,416.67	(70,916.67)
313384RS0	FEDERAL HOME LOAN BANKS	5.024	95.5602	01/12/2024	10,000,000.00	9,556,020.00	9,572,930.55	(16,910.55)
313384RS0	FEDERAL HOME LOAN BANKS	5.024	95.5602	01/12/2024	10,000,000.00	9,556,020.00	9,572,930.55	(16,910.55)
313384RS0	FEDERAL HOME LOAN BANKS	5.024	95.5602	01/12/2024	15,000,000.00	14,334,030.00	14,359,395.84	(25,365.84)
313384SL4	FEDERAL HOME LOAN BANKS	5.103	95.3081	01/30/2024	50,000,000.00	47,654,050.00	47,710,833.34	(56,783.34)
313396TB9	FEDERAL HOME LOAN MORTGAGE CORF	4.981	95.0981	02/14/2024	10,000,000.00	9,509,810.00	9,533,333.34	(23,523.34)
313396TC7	FEDERAL HOME LOAN MORTGAGE CORF	4.982	95.0840	02/15/2024	10,000,000.00	9,508,400.00	9,532,000.00	(23,600.00)
---	---	4.452	98.0394	07/21/2023	1,498,489,000.00	1,468,897,959.36	1,471,468,151.98	(2,570,192.63)

Agency CMO

Cusip	Description	Yield	Market Price	Final Maturity	Par Value	Market Value	Book Value	Net Unrealized Gain/Loss
3137B3NA2	FHMS K-030 A2	4.517	99.5337	04/25/2023	3,807,811.40	3,790,056.49	3,803,291.39	(13,234.90)
3137B3WD2	FHMS K-725 A2							



Cusip	Description	Yield	Market Price	Final Maturity	Par Value	Market Value	Book Value	Net Unrealized Gain/Loss
3136AW70	FNA 2017-M8 A2	3.448	94.0930	05/25/2027	13,056,529.35	12,285,286.43	12,912,529.07	(627,242.64)
<b>3136AW70</b>	<b>FNA 2017-M8 A2</b>	<b>3.448</b>	<b>94.0930</b>	<b>05/25/2027</b>	<b>13,056,529.35</b>	<b>12,285,286.43</b>	<b>12,912,529.07</b>	<b>(627,242.64)</b>

**Agency MBS**

**FHLMC**

Cusip	Description	Yield	Market Price	Final Maturity	Par Value	Market Value	Book Value	Net Unrealized Gain/Loss
3137B3NX2	FHMS K-031 A2	3.494	99.5488	04/25/2023	20,911,217.75	20,816,867.59	20,901,559.99	(84,692.40)
3137B4WB8	FHMS K-033 A2	3.422	99.2634	07/25/2023	19,575,679.79	19,431,478.68	19,541,366.10	(109,887.42)
3137B5JM6	FHMS K-034 A2	3.499	99.2640	07/25/2023	23,841,755.75	23,666,285.43	23,824,559.70	(158,274.26)
3137B5KW2	FHMS K-035 A2	3.667	99.1837	08/25/2023	24,505,654.50	24,305,614.60	24,462,124.83	(156,510.23)
3137B7MZ9	FHMS K-036 A2	4.912	98.8334	10/25/2023	14,210,068.94	14,044,290.29	14,086,056.39	(41,766.10)
3137B7Y9	FHMS K-037 A2	4.889	98.4933	01/25/2024	9,500,000.00	9,356,861.41	9,390,700.29	(33,838.88)
3137FMU67	FHMS K-735 A2	3.518	94.4716	05/25/2026	14,882,691.75	14,059,917.17	14,594,148.30	(534,231.13)
3137FNWX4	FHMS K-736 A2	3.655	92.6105	07/25/2026	10,000,000.00	9,261,047.30	9,588,671.08	(327,623.78)
3137BTUM1	FHMS K-061 A2	4.501	95.3214	11/25/2026	9,000,000.00	8,578,924.56	8,653,529.96	(74,605.40)
3137BYLD0	FHMS K-101 A2FE	4.184	94.7294	02/25/2027	15,000,000.00	14,209,409.55	14,518,471.96	(309,062.41)
3137BXQY1	FHMS K-064 A2	3.154	94.6580	03/25/2027	1,000,000.00	946,580.37	1,001,475.25	(54,894.88)
3137FLJ3	FHMS K-066 A2	3.111	94.0947	06/25/2027	11,095,000.00	10,439,804.75	11,085,837.42	(646,032.68)
3132XGRH1	FH WN2287	3.945	95.7790	11/01/2027	25,000,000.00	23,944,750.00	24,789,475.34	(844,725.34)
3132XGQ74	FH WN2277	4.062	95.9380	11/01/2027	10,000,000.00	9,593,800.00	9,887,779.34	(293,979.34)
<b>---</b>	<b>---</b>	<b>3.828</b>	<b>97.2079</b>	<b>04/07/2025</b>	<b>208,522,068.48</b>	<b>202,655,631.70</b>	<b>206,325,755.94</b>	<b>(3,670,124.24)</b>

**Agency MBS**

**FNMA**

Cusip	Description	Yield	Market Price	Final Maturity	Par Value	Market Value	Book Value	Net Unrealized Gain/Loss
3138L36P5	FN AM3577	5.568	98.9970	06/01/2023	13,057,678.33	12,926,709.81	12,964,266.89	(37,557.07)
3138LEGR6	FN AN2007	3.059	98.6600	07/01/2023	4,970,889.46	4,904,279.54	4,953,360.58	(49,081.04)
3136AHAG5	FNA 2013-M14 A2	5.541	98.6038	10/25/2023	4,469,128.45	4,406,731.69	4,427,531.58	(20,799.90)
3136AKQM8	FNA 2014-M8 A2	5.910	97.1221	06/25/2024	7,673,897.60	7,453,051.35	7,510,286.80	(57,235.46)
3138LCH81	FN AN0254	3.738	94.5470	12/01/2025	7,433,373.40	7,028,031.55	7,320,898.90	(292,867.36)
3138LCHR9	FEDERAL NATIONAL MORTGAGE ASSOCIATION	2.939	94.5470	12/01/2025	14,212,950.90	13,437,918.69	14,202,527.42	(764,608.74)
3138LDSW9	FN AN1760	4.176	92.5430	06/01/2026	15,000,000.00	13,881,450.00	14,657,958.07	(776,508.07)
3138LENE7	FN AN2188	3.543	92.2940	07/01/2026	10,000,000.00	9,229,400.00	9,842,790.88	(613,390.88)
3138LHUZ5	FN AN5099	3.076	94.0210	04/01/2027	24,273,980.75	22,822,639.44	24,254,031.72	(1,431,392.28)
3138LHZL1	FN AN5246	3.365	94.0880	05/01/2027	7,100,000.00	6,680,248.00	7,071,614.15	(391,366.15)
3138LJST3	FN AN6257	4.582	93.9950	08/01/2027	15,431,926.45	14,505,239.26	14,699,188.42	(193,949.16)
3136BML55	FNA 2022-M11 A2	4.554	92.6963	10/25/2027	29,557,983.90	27,399,160.68	28,228,345.13	(829,184.45)
3140LHVX5	FN BS6929	4.280	98.2870	11/01/2027	31,100,000.00	30,567,257.00	31,002,076.43	(434,819.43)
3140LH4A5	FN BS7116	4.363	98.5940	11/01/2027	20,210,000.00	19,925,847.40	20,210,000.00	(284,152.60)
3140LHJSB7	FN BS6813	4.363	98.8880	02/01/2028	19,478,000.00	19,261,404.64	19,459,800.11	(198,395.47)
3140LJ523	FN BS7736	4.484	98.1302	02/01/2028	20,000,000.00	19,626,040.00	19,731,399.39	(105,359.39)
<b>---</b>	<b>---</b>	<b>4.199</b>	<b>95.9620</b>	<b>12/19/2026</b>	<b>243,969,809.24</b>	<b>234,055,409.05</b>	<b>240,536,076.49</b>	<b>(6,480,667.44)</b>

**CD**

Cusip	Description	Yield	Market Price	Final Maturity	Par Value	Market Value	Book Value	Net Unrealized Gain/Loss
86959RH52	Svenska Handels AB Publ - New York Branch	4.200	100.0000	03/17/2023	75,000,000.00	75,000,000.00	75,000,000.00	0.00
89114WVA0	Toronto-Dominion Bank - New York Branch	2.200	100.0000	03/20/2023	20,000,000.00	20,000,000.00	20,000,000.00	0.00
78012USF8	Royal Bank of Canada New York Branch	2.220	100.0000	03/20/2023	35,000,000.00	35,000,000.00	35,000,000.00	0.00
86959RR44	Svenska Handels AB Publ - New York Branch	4.550	100.0000	03/22/2023	50,000,000.00	50,000,000.00	50,000,000.00	0.00
65558UXB3	Nordea ABP - New York Branch	4.150	100.0000	03/28/2023	50,000,000.00	50,000,000.00	50,000,000.00	0.00
65558UYG1	Nordea ABP - New York Branch	5.020	100.0000	05/02/2023	25,000,000.00	25,000,000.00	25,000,000.00	0.00
65558UYM8	Nordea ABP - New York Branch	4.352	100.0000	05/10/2023	87,000,000.00	87,000,000.00	87,000,000.00	0.00
89115B684	Toronto-Dominion Bank - New York Branch	3.850	100.0000	05/15/2023	20,000,000.00	20,000,000.00	20,000,000.00	0.00
65558UG22	Nordea ABP - New York Branch	4.770	100.0000	05/16/2023	50,000,000.00	50,000,000.00	50,000,000.00	0.00
23444NK39	DNB Bank ASA - New York Branch	4.680	100.0000	05/17/2023	50,000,000.00	50,000,000.00	50,000,000.00	0.00
23444NL38	DNB Bank ASA - New York Branch	4.680	100.0000	05/18/2023	50,000,000.00	50,000,000.00	50,000,000.00	0.00
89114WXR1	Toronto-Dominion Bank - New York Branch	1.308	100.0000	05/22/2023	25,000,000.00	25,000,000.00	25,000,000.00	0.00
21684XZA7	Rabobank Nederland - New York Branch	3.880	100.0000	05/26/2023	100,000,000.00	100,000,000.00	100,000,000.00	0.00
06367CY77	Bank of Montreal - Chicago Branch	5.180	100.0000	05/30/2023	50,000,000.00	50,000,000.00	50,000,000.00	0.00
06367D3D5	Bank of Montreal - Chicago Branch	4.700	100.0000	05/30/2023	50,000,000.00	50,000,000.00	50,000,000.00	0.00
21684XZU3	Rabobank Nederland - New York Branch	4.980	100.0000	06/06/2023	50,000,000.00	50,000,000.00	50,000,000.00	0.00
06367CXZ5	Bank of Montreal - Chicago Branch	4.520	100.0000	06/07/2023	50,000,000.00	50,000,000.00	50,000,000.00	0.00
06417MP74	Bank of Nova Scotia - Houston Branch	4.250	100.0000	06/09/2023	50,000,000.00	50,000,000.00	50,000,000.00	0.00
65558UC59	Nordea ABP - New York Branch	4.900	100.0000	06/20/2023	50,000,000.00	50,000,000.00	50,000,000.00	0.00
23444NL53	DNB Bank ASA - New York Branch	4.760	100.0000	06/20/2023	45,000,000.00	45,000,000.00	45,000,000.00	0.00
23444NL46	DNB Bank ASA - New York Branch	4.770	100.0000	06/20/2023	50,000,000.00	50,000,000.00	50,000,000.00	0.00
78012U6X8	Royal Bank of Canada New York Branch	3.710	100.0000	06/22/2023	25,000,000.00	25,000,000.00	25,000,000.00	0.00
65558UD66	Nordea ABP - New York Branch	4.900	100.0000	06/26/2023	35,000,000.00	35,000,000.00	35,000,000.00	0.00
89115B690	Toronto-Dominion Bank - New York Branch	5.260	100.0000	06/27/2023	50,000,000.00	50,000,000.00	50,000,000.00	0.00
89115BF70	Toronto-Dominion Bank - New York Branch	5.400	100.0000	08/15/2023	50,000,000.00	50,000,000.00	50,000,000.00	0.00
78015JKE6	Royal Bank of Canada New York Branch	5.390	100.0000	08/21/2023	75,000,000.00	75,000,000.00	75,000,000.00	0.00
89115BWW6	Toronto-Dominion Bank - New York Branch	4.760	100.0000	08/31/2023	50,000,000.00	50,000,000.00	50,000,000.00	0.00
06367DZF1	Bank of Montreal - Chicago Branch	5.430	100.0000	09/01/2023	50,000,000.00	50,000,000.00	50,000,000.00	0.00
89115BCB4	Toronto-Dominion Bank - New York Branch	5.570	100.0000	09/05/2023	50,000,000.00	50,000,000.00	50,000,000.00	0.00
06417MR23	Bank of Nova Scotia - Houston Branch	4.771	100.0000	09/29/2023	50,000,000.00	50,000,000.00	50,000,000.00	0.00
89115BK55	Toronto-Dominion Bank - New York Branch	5.410	100.0000	10/10/2023	50,000,000.00	50,000,000.00	50,000,000.00	0.00
78015JMA2	Royal Bank of Canada New York Branch	5.590	100.0000	10/11/2023	50,000,000.00	50,000,000.00	50,000,000.00	0.00
78015JQ26	Royal Bank of Canada New York Branch	5.280	100.0000	10/23/2023	25,000,000.00	25,000,000.00	25,000,000.00	0.00
06367D4H5	Bank of Montreal - Chicago Branch	5.356	100.0000	10/30/2023	50,000,000.00	50,000,000.00	50,000,000.00	0.00
89115BJK7	Toronto-Dominion Bank - New York Branch	5.470	100.0000	11/01/2023	50,000,000.00	50,000,000.00	50,000,000.00	0.00
78015JNS2	Royal Bank of Canada New York Branch	5.470	100.0000	11/22/2023	50,000,000.00	50,000,000.00	50,000,000.00	0.00
89115BMP2	Toronto-Dominion Bank - New York Branch	5.390	100.0000	11/24/2023	50,000,000.00	50,000,000.00	50,000,000.00	0.00
78015JQJ9	Royal Bank of Canada New York Branch	5.410	100.0000	11/30/2023	50,000,000.00	50,000,000.00	50,000,000.00	0.00
78015JP68	Royal Bank of Canada New York Branch	4.945	100.0000	12/15/2023	50,000,000.00	50,000,000.00	50,000,000.00	0.00
78015JQA8	Royal Bank of Canada New York Branch	5.420	100.0000	01/03/2024	50,000,000.00	50,000,000.00	50,000,000.00	0.00
89115BNB2	Toronto-Dominion Bank - New York Branch	5.390	100.0000	01/10/2024	50,000,000.00	50,000,000.00	50,000,000.00	0.00
89115BRT9	Toronto-Dominion Bank - New York Branch	5.220	100.0000	01/24/2024	40,000,000.00	40,000,000.00	40,000,000.00	0.00
<b>---</b>	<b>---</b>	<b>4.784</b>	<b>100.0000</b>	<b>07/27/2023</b>	<b>2,032,000,000.00</b>	<b>2,032,000,000.00</b>	<b>2,032,000,000.00</b>	<b>0.00</b>

**CP**

Cusip	Description	Yield	Market Price	Final Maturity	Par Value	Market Value	Book Value	Net Unrealized Gain/Loss
23102VQ11	Cummins Inc	4.563	100.0000	03/01/2023	35,000,000.00	35,000,000.00	35,000,000.00	0.00
7426MSQ31	Private Export Funding Corporation	3.2						

7426MS39	Private Export Funding Corporator	4.420	99.2440	05/03/2023	25,000,000.00	24,811,000.00	24,811,000.00	0.00
47816GS91	Johnson & Johnson	4.654	99.1279	05/09/2023	25,000,000.00	24,781,979.17	24,781,979.17	0.00
4664QSA0	J.P. Morgan Securities LLC	4.377	99.1697	05/10/2023	50,000,000.00	49,584,861.11	49,584,861.11	0.00
47816GSF7	Johnson & Johnson	4.764	99.0292	05/15/2023	25,000,000.00	24,757,291.67	24,757,291.67	0.00
02314QSH3	Amazon.com, Inc.	4.786	99.0011	05/17/2023	50,000,000.00	49,500,569.44	49,500,569.44	0.00
7426M3SK6	Private Export Funding Corporator	4.424	99.0520	05/19/2023	25,000,000.00	24,763,000.00	24,763,000.00	0.00
63763QSP3	National Securities Clearing Corporator	4.859	98.9003	05/23/2023	50,000,000.00	49,450,125.00	49,450,125.00	0.00
4664QSW2	J.P. Morgan Securities LLC	3.956	99.0350	05/30/2023	50,000,000.00	49,517,500.00	49,517,500.00	0.00
02314QSW0	Amazon.com, Inc.	4.823	98.8250	05/30/2023	50,000,000.00	49,412,500.00	49,412,500.00	0.00
7426M5SX3	Private Export Funding Corporator	4.583	98.8701	05/31/2023	25,000,000.00	24,717,520.83	24,717,520.83	0.00
47816GT58	Johnson & Johnson	4.875	98.7307	06/05/2023	25,000,000.00	24,682,666.67	24,682,666.67	0.00
63763QT56	National Securities Clearing Corporator	4.815	98.7413	06/05/2023	25,000,000.00	24,685,333.33	24,685,333.33	0.00
63763QU39	National Securities Clearing Corporator	4.804	98.3811	07/03/2023	50,000,000.00	49,190,555.56	49,190,555.56	0.00
63763QU62	National Securities Clearing Corporator	4.846	98.3278	07/06/2023	25,000,000.00	24,581,958.33	24,581,958.33	0.00
21687BUE9	Rabobank Nederland - New York Branch	4.991	98.1738	07/14/2023	39,202,000.00	38,486,073.48	38,486,073.48	0.00
63763QUE5	National Securities Clearing Corporator	4.939	98.1888	07/14/2023	25,000,000.00	24,547,187.50	24,547,187.50	0.00
47816GUQ0	Johnson & Johnson	5.086	97.9982	07/24/2023	50,000,000.00	48,999,097.22	48,999,097.22	0.00
7426M3VF3	Private Export Funding Corporator	4.850	97.8058	08/15/2023	21,000,000.00	20,539,219.17	20,539,219.17	0.00
7426M3VF3	Private Export Funding Corporator	4.850	97.8058	08/15/2023	4,000,000.00	3,912,232.22	3,912,232.22	0.00
4664QWT4	J.P. Morgan Securities LLC	5.139	97.0950	09/27/2023	100,000,000.00	97,095,000.00	97,095,000.00	0.00
02314QXP9	Amazon.com, Inc.	4.995	96.8206	10/23/2023	25,000,000.00	24,205,138.89	24,205,138.89	0.00
02314QYA1	Amazon.com, Inc.	5.033	96.5569	11/10/2023	25,000,000.00	24,139,222.22	24,139,222.22	0.00
---	---	<b>4.701</b>	<b>98.7304</b>	<b>06/06/2023</b>	<b>1,065,702,000.00</b>	<b>1,052,082,053.34</b>	<b>1,052,082,053.34</b>	<b>(0.00)</b>

**Corporate CORP**

Cusip	Description	Yield	Market Price	Final Maturity	Par Value	Market Value	Book Value	Net Unrealized Gain/Loss
742651DT6	PRIVATE EXPORT FUNDING CORP	4.967	98.6597	01/15/2024	25,000,000.00	24,664,925.00	24,699,190.75	(34,265.75)
<b>742651DT6</b>	<b>PRIVATE EXPORT FUNDING CORP</b>	<b>4.967</b>	<b>98.6597</b>	<b>01/15/2024</b>	<b>25,000,000.00</b>	<b>24,664,925.00</b>	<b>24,699,190.75</b>	<b>(34,265.75)</b>

**MM Fund MMFUND**

Cusip	Description	Yield	Market Price	Final Maturity	Par Value	Market Value	Book Value	Net Unrealized Gain/Loss
09248U700	BLKRR LQ FEDFUND INSTL	4.450	1.0000	02/28/2023	1,000,000.00	1,000,000.00	1,000,000.00	0.00
09248U700	BLKRR LQ FEDFUND INSTL	4.450	1.0000	02/28/2023	190,000,000.00	190,000,000.00	190,000,000.00	0.00
38141W273	GOLDMAN FES GOVT INST	4.480	1.0000	02/28/2023	1,000,000.00	1,000,000.00	1,000,000.00	0.00
38141W273	GOLDMAN FES GOVT INST	4.480	1.0000	02/28/2023	190,000,000.00	190,000,000.00	190,000,000.00	0.00
949921126	ALLSPRING GOVT MM SEL	4.420	1.0000	02/28/2023	1,000,000.00	1,000,000.00	1,000,000.00	0.00
608919718	FEDERATED HRMS GV O PRMR	4.450	1.0000	02/28/2023	1,000,000.00	1,000,000.00	1,000,000.00	0.00
608919718	FEDERATED HRMS GV O PRMR	4.450	1.0000	02/28/2023	192,000,000.00	192,000,000.00	192,000,000.00	0.00
31607A703	FIDELITY IMM GOVT INST	4.500	1.0000	02/28/2023	49,000,000.00	49,000,000.00	49,000,000.00	0.00
31607A703	FIDELITY IMM GOVT INST	4.500	1.0000	02/28/2023	87,000,000.00	87,000,000.00	87,000,000.00	0.00
31607A703	FIDELITY IMM GOVT INST	4.500	1.0000	02/28/2023	19,000,000.00	19,000,000.00	19,000,000.00	0.00
31607A703	FIDELITY IMM GOVT INST	4.500	1.0000	02/28/2023	60,000,000.00	60,000,000.00	60,000,000.00	0.00
4812CA538	JPMORGAN US GVT MM EMPWR	4.400	1.0000	02/28/2023	1,000,000.00	1,000,000.00	1,000,000.00	0.00
85749T517	SS INST INV US GV MM OPP	4.430	1.0000	02/28/2023	1,000,000.00	1,000,000.00	1,000,000.00	0.00
---	---	<b>4.471</b>	<b>1.0000</b>	<b>02/28/2023</b>	<b>793,000,000.00</b>	<b>793,000,000.00</b>	<b>793,000,000.00</b>	<b>0.00</b>

**Muni MUNI**

Cusip	Description	Yield	Market Price	Final Maturity	Par Value	Market Value	Book Value	Net Unrealized Gain/Loss
8014952P6	SANTA CLARA CALIF UNI SCH DIST	0.210	98.4800	07/01/2023	2,870,000.00	2,826,376.00	2,870,000.00	(43,624.00)
797508J16	SAN DIEGUITO CALIF UN HIGH SCH DIST	0.275	98.0330	08/01/2023	425,000.00	416,640.25	425,000.00	(8,359.75)
82623FVX8	SIERRA CALIF JT CMNTY COLLEGE DIST	0.229	97.9560	08/01/2023	260,000.00	254,685.60	260,000.00	(5,314.40)
797508HV3	SAN DIEGUITO CALIF UN HIGH SCH DIST	0.275	98.0330	08/01/2023	1,000,000.00	980,330.00	1,000,000.00	(19,670.00)
419792F76	HAWAII ST	0.422	98.0740	08/01/2023	15,000,000.00	14,711,100.00	15,000,000.00	(288,900.00)
987388GT6	YOSEMITE CALIF CMNTY COLLEGE DIST	1.140	98.3330	08/01/2023	750,000.00	737,497.50	750,000.00	(12,502.50)
757710UR7	REDONDO BEACH CALIF UNI SCH DIST	1.222	98.3100	08/01/2023	260,000.00	255,606.00	260,000.00	(4,394.00)
93974EXZ4	WASHINGTON ST	3.250	99.3610	08/01/2023	18,840,000.00	18,719,612.40	18,840,000.00	(120,387.60)
799017XT0	SAN MATEO CALIF UN HIGH SCH DIST	0.256	97.5080	09/01/2023	500,000.00	487,540.00	500,000.00	(12,460.00)
419792D29	HAWAII ST	0.422	97.2650	10/01/2023	3,260,000.00	3,170,839.00	3,260,000.00	(89,161.00)
419792A63	HAWAII ST	0.422	97.6050	10/01/2023	10,000,000.00	9,760,500.00	10,000,000.00	(239,500.00)
882724XJ1	TEXAS ST	0.508	97.4720	10/01/2023	4,745,000.00	4,625,046.40	4,745,000.00	(119,953.60)
82623FY6	SIERRA CALIF JT CMNTY COLLEGE DIST	0.344	93.4210	08/01/2024	500,000.00	467,105.00	500,000.00	(32,895.00)
826239G12	SIERRA CALIF JT CMNTY COLLEGE DIST	0.354	93.6590	08/01/2024	720,000.00	674,344.80	720,000.00	(45,655.20)
802498YY5	SANTA MONICA-MALIBU UNI SCH DIST CALIF	0.396	93.3150	08/01/2024	1,000,000.00	933,150.00	1,000,000.00	(66,850.00)
93974ETF3	WASHINGTON ST	0.470	93.8830	08/01/2024	14,995,000.00	14,077,755.85	14,995,000.00	(917,244.15)
419792F84	HAWAII ST	0.713	93.9900	08/01/2024	9,000,000.00	8,459,100.00	9,000,000.00	(540,900.00)
074437HA5	BEAUMONT CALIF UNI SCH DIST	0.690	93.3340	08/01/2024	275,000.00	256,668.50	275,000.00	(18,331.50)
987388GU3	YOSEMITE CALIF CMNTY COLLEGE DIST	1.440	95.0340	08/01/2024	700,000.00	665,238.00	700,000.00	(34,762.00)
757710US5	REDONDO BEACH CALIF UNI SCH DIST	1.571	94.9320	08/01/2024	500,000.00	474,660.00	500,000.00	(25,340.00)
93974EY8	WASHINGTON ST	3.350	97.9760	08/01/2024	13,475,000.00	13,202,266.00	13,475,000.00	(272,734.00)
419792A71	HAWAII ST	0.713	93.3550	10/01/2024	10,000,000.00	9,335,500.00	10,000,000.00	(664,500.00)
419792D37	HAWAII ST	0.713	93.3550	10/01/2024	2,500,000.00	2,333,875.00	2,500,000.00	(166,125.00)
882724XK8	TEXAS ST	0.794	93.8020	10/01/2024	5,810,000.00	5,449,896.20	5,810,000.00	(360,103.80)
419792F92	HAWAII ST	1.033	91.8770	08/01/2025	6,250,000.00	5,742,312.50	6,250,000.00	(507,687.50)
802498Y22	SANTA MONICA-MALIBU UNI SCH DIST CALIF	0.669	89.9110	08/01/2025	1,000,000.00	899,110.00	1,000,000.00	(100,890.00)
56781RKT3	MARIN CALIF CMNTY COLLEGE DIST	0.763	90.9810	08/01/2025	1,065,000.00	968,947.65	1,065,000.00	(96,052.35)
074437IB3	BEAUMONT CALIF UNI SCH DIST	1.109	90.5390	08/01/2025	500,000.00	452,695.00	500,000.00	(47,305.00)
7994082E8	SAN RAMON VALLEY CALIF UNI SCH DIST	0.967	91.0200	08/01/2025	4,505,000.00	4,100,451.00	4,505,000.00	(404,549.00)
93974EYB6	WASHINGTON ST	3.350	97.0140	08/01/2025	10,065,000.00	9,764,459.10	10,065,000.00	(300,540.90)
419792A89	HAWAII ST	1.033	95.5580	10/01/2025	12,775,000.00	12,207,534.50	13,329,496.67	(1,121,962.17)
419792D45	HAWAII ST	1.033	91.4260	10/01/2025	3,660,000.00	3,346,191.60	3,660,000.00	(313,808.40)
93974EY4	WASHINGTON ST	3.370	96.2930	08/01/2026	20,825,000.00	20,053,017.25	20,825,000.00	(771,982.75)
---	---	<b>1.608</b>	<b>95.9433</b>	<b>10/07/2024</b>	<b>178,030,000.00</b>	<b>170,810,051.10</b>	<b>178,584,496.67</b>	<b>(7,774,445.57)</b>

**Mutual Fund Open-End Fund**

Cusip	Description	Yield	Market Price	Final Maturity	Par Value	Market Value	Book Value	Net Unrealized Gain/Loss
CLTRSF	CALTRUST	3.560	1.0086	---	93,213,169.12	94,017,200.84	94,017,200.84	(0.00)
<b>CLTRSF</b>	<b>CALTRUST</b>	<b>3.560</b>	<b>1.0086</b>	<b>---</b>	<b>93,213,169.12</b>	<b>94,017,200.84</b>	<b>94,017,200.84</b>	<b>(0.00)</b>

**Non-US Gov SOVEREIGN GOV**

Cusip	Description	Yield	Market Price	Final Maturity	Par Value	Market Value	Book Value	Net Unrealized Gain/Loss
3130AUPV8	FEDERAL HOME LOAN BANKS	4.870	99.7200	01/26/2024	25,000,000.00	24,930,000.00	24,973,701.37	(43,701.37)
3130AUPV8	FEDERAL HOME LOAN BANKS	4.850	99.7200	01/26/2024	35,000,000.00	34,902,000.00	34,969,371.16	(67,371.16)
45950VRX6	INTERNATIONAL FINANCE CORPORATION IFC LTD	4.077	98.6210	02/01/2027	25,000,000.00	24,655,250.00	24,931,172.43	(275,922.43)



		4.629	99.3972	12/15/2024	85,000,000.00	84,487,250.00	84,874,244.96	(386,994.96)
<b>Non-US Gov</b>								
<b>SUPRANATIONAL</b>								
Cusip	Description	Yield	Market Price	Final Maturity	Par Value	Market Value	Book Value	Net Unrealized Gain/Loss
459052F04	INTERNATIONAL BANK FOR RECONSTRUCTION AND DEVELOPM	4.640	98.9196	05/15/2023	55,000,000.00	54,405,780.00	54,478,645.83	(72,865.83)
459052G05	INTERNATIONAL BANK FOR RECONSTRUCTION AND DEVELOPM	4.705	98.6922	05/31/2023	50,000,000.00	49,346,100.00	49,418,611.11	(72,511.11)
45905VQ22	INTERNATIONAL FINANCE CORP	0.829	96.2350	01/19/2024	25,000,000.00	24,058,750.00	24,991,489.45	(932,739.45)
45906M3C3	INTERNATIONAL BANK FOR RECONSTRUCTION AND DEVELOPM	2.540	96.8283	03/28/2024	3,895,000.00	3,771,462.29	3,883,195.07	(111,732.78)
45905VPQ3	INTERNATIONAL FINANCE CORP	0.273	92.8580	08/22/2024	25,000,000.00	23,214,500.00	24,991,641.12	(1,777,141.12)
45905VQG4	INTERNATIONAL FINANCE CORP	0.484	92.6096	09/23/2024	25,000,000.00	23,152,400.00	24,982,907.85	(1,830,507.85)
45905VQL3	INTERNATIONAL FINANCE CORPORATION	0.719	92.7130	10/29/2024	25,000,000.00	23,178,250.00	24,984,009.49	(1,805,759.49)
45905VRA6	INTERNATIONAL FINANCE CORP	1.099	93.5330	01/21/2025	25,000,000.00	23,383,250.00	24,972,692.52	(1,589,442.52)
		<b>2.493</b>	<b>95.9752</b>	<b>02/01/2024</b>	<b>233,895,000.00</b>	<b>224,510,492.29</b>	<b>232,703,192.43</b>	<b>(8,192,700.15)</b>

<b>US Gov</b>								
<b>T-BILL</b>								
Cusip	Description	Yield	Market Price	Final Maturity	Par Value	Market Value	Book Value	Net Unrealized Gain/Loss
912796U31	UNITED STATES TREASURY	1.623	99.7320	03/23/2023	25,000,000.00	24,933,007.00	24,975,830.55	(42,823.55)
912796U31	UNITED STATES TREASURY	1.723	99.7320	03/23/2023	10,000,000.00	9,973,202.80	9,989,736.39	(16,533.59)
912796V55	UNITED STATES TREASURY	4.433	99.2638	04/27/2023	25,000,000.00	24,815,937.50	24,830,662.50	(14,725.00)
912796X53	UNITED STATES TREASURY	2.850	98.6146	06/15/2023	10,000,000.00	9,861,463.90	9,918,954.18	(57,490.28)
912796X53	UNITED STATES TREASURY	4.771	98.6146	06/15/2023	50,000,000.00	49,307,319.50	49,323,366.76	(16,047.26)
912796Z36	UNITED STATES TREASURY	5.009	97.7279	08/17/2023	10,000,000.00	9,772,788.90	9,773,713.70	(924.80)
	<b>UNITED STATES TREASURY</b>	<b>3.729</b>	<b>98.9758</b>	<b>05/19/2023</b>	<b>130,000,000.00</b>	<b>128,663,719.60</b>	<b>128,812,264.08</b>	<b>(148,544.48)</b>

<b>US Gov</b>								
<b>US GOV</b>								
Cusip	Description	Yield	Market Price	Final Maturity	Par Value	Market Value	Book Value	Net Unrealized Gain/Loss
91282CBU4	UNITED STATES TREASURY	0.288	99.6094	03/31/2023	25,000,000.00	24,902,343.75	24,996,658.15	(94,314.40)
91282CBU4	UNITED STATES TREASURY	0.147	99.6094	03/31/2023	50,000,000.00	49,804,687.50	49,999,105.90	(194,418.40)
91282CBU4	UNITED STATES TREASURY	0.159	99.6094	03/31/2023	50,000,000.00	49,804,687.50	49,998,620.11	(193,932.61)
91282Z1H6	UNITED STATES TREASURY	0.266	99.4375	04/15/2023	25,000,000.00	24,859,375.00	24,999,514.42	(140,139.42)
91282CBX8	UNITED STATES TREASURY	0.307	99.2188	04/30/2023	25,000,000.00	24,804,687.50	24,992,517.70	(187,830.20)
912828VB3	UNITED STATES TREASURY	2.080	99.3438	05/15/2023	50,000,000.00	49,671,875.00	49,966,598.34	(294,723.34)
91282Z8P3	UNITED STATES TREASURY	0.293	99.0313	05/15/2023	50,000,000.00	49,515,625.00	49,982,736.68	(467,111.68)
912828R69	UNITED STATES TREASURY	2.082	99.2031	05/31/2023	10,000,000.00	9,920,312.50	9,988,774.67	(68,462.17)
912828R69	UNITED STATES TREASURY	2.304	99.2031	05/31/2023	5,000,000.00	4,960,156.25	4,991,681.49	(31,525.24)
912828456	UNITED STATES TREASURY	2.060	99.4688	05/31/2023	25,000,000.00	24,867,187.50	25,042,244.75	(175,057.25)
912828456	UNITED STATES TREASURY	2.083	99.4688	05/31/2023	25,000,000.00	24,867,187.50	25,040,813.08	(173,625.58)
912828456	UNITED STATES TREASURY	2.070	99.4688	05/31/2023	15,000,000.00	14,920,312.50	15,024,989.72	(104,677.22)
912828456	UNITED STATES TREASURY	0.330	98.8438	05/31/2023	25,000,000.00	24,710,937.50	24,987,283.06	(276,345.56)
91282CCD1	UNITED STATES TREASURY	0.551	98.8438	05/31/2023	25,000,000.00	24,710,937.50	24,973,580.03	(262,642.53)
91282CCD1	UNITED STATES TREASURY	0.469	98.6406	06/15/2023	50,000,000.00	49,320,312.50	49,968,289.23	(647,976.73)
91282ZU7	UNITED STATES TREASURY	2.336	99.2500	06/30/2023	10,000,000.00	9,925,000.00	10,009,380.04	(84,380.04)
9128284U1	UNITED STATES TREASURY	0.334	98.4531	07/31/2023	50,000,000.00	49,226,562.50	50,190,199.73	(963,637.23)
912828S92	UNITED STATES TREASURY	0.384	97.9844	07/31/2023	25,000,000.00	24,496,093.75	24,973,157.36	(477,063.61)
91282CCN9	UNITED STATES TREASURY	2.157	97.2031	09/30/2023	50,000,000.00	48,601,562.50	49,455,921.28	(854,358.78)
91282CD6A	UNITED STATES TREASURY	2.185	97.2031	09/30/2023	25,000,000.00	24,300,781.25	24,724,048.03	(423,266.78)
91282CD6A	UNITED STATES TREASURY	2.274	96.9531	10/15/2023	10,000,000.00	9,695,312.50	9,868,862.02	(173,549.52)
91282CA66	UNITED STATES TREASURY	0.319	97.7188	10/31/2023	20,000,000.00	19,543,750.00	20,173,916.83	(630,166.83)
912828T91	UNITED STATES TREASURY	2.617	97.7188	10/31/2023	10,000,000.00	9,771,875.00	9,935,523.90	(163,648.90)
912828T91	UNITED STATES TREASURY	2.300	98.5156	10/31/2023	10,000,000.00	9,851,562.50	10,037,444.20	(185,881.70)
9128285K2	UNITED STATES TREASURY	2.495	96.6250	11/30/2023	15,000,000.00	14,493,750.00	14,781,295.84	(287,545.84)
91282CDM0	UNITED STATES TREASURY	5.025	97.6406	01/31/2024	25,000,000.00	24,410,156.25	24,439,375.00	(29,218.75)
9128285Z9	UNITED STATES TREASURY	0.219	95.2969	02/15/2024	25,000,000.00	23,824,218.75	24,977,566.93	(1,153,348.18)
91282CBM2	UNITED STATES TREASURY	0.287	95.0781	03/15/2024	50,000,000.00	47,539,062.50	49,980,845.02	(2,441,782.52)
91282CBR1	UNITED STATES TREASURY	2.195	96.7969	03/31/2024	30,000,000.00	29,039,062.50	29,914,932.46	(875,869.96)
912828W71	UNITED STATES TREASURY	2.358	96.9375	03/31/2024	10,000,000.00	9,693,750.00	9,988,635.69	(294,885.69)
91282CFG2	UNITED STATES TREASURY	2.567	96.2188	05/31/2024	10,000,000.00	9,621,875.00	9,931,322.36	(309,447.36)
912828X72	UNITED STATES TREASURY	2.502	96.8125	05/31/2024	20,000,000.00	19,362,500.00	19,999,511.59	(637,011.59)
91282CER8	UNITED STATES TREASURY	2.563	96.8125	05/31/2024	20,000,000.00	19,362,500.00	19,984,838.40	(622,338.40)
912828X33	UNITED STATES TREASURY	2.558	95.9688	06/30/2024	25,000,000.00	23,992,187.50	24,819,777.96	(827,590.46)
912828X33	UNITED STATES TREASURY	3.217	95.9688	06/30/2024	10,000,000.00	9,596,875.00	9,844,145.33	(247,270.33)
91282CCX7	UNITED STATES TREASURY	0.439	93.1719	09/15/2024	25,000,000.00	23,292,968.75	24,975,375.66	(1,682,406.91)
91282CCX7	UNITED STATES TREASURY	0.438	93.1719	09/15/2024	25,000,000.00	23,292,968.75	24,975,856.16	(1,682,887.41)
91282CFN6	UNITED STATES TREASURY	4.215	98.8750	09/30/2024	25,000,000.00	24,718,750.00	25,013,149.53	(294,399.53)
91282CD84	UNITED STATES TREASURY	0.754	93.2500	10/15/2024	25,000,000.00	23,312,500.00	24,948,378.37	(1,635,878.37)
912828V66	UNITED STATES TREASURY	1.747	94.3125	11/30/2024	25,000,000.00	23,578,125.00	24,895,229.42	(1,317,104.42)
912828ZC7	UNITED STATES TREASURY	0.540	93.0313	02/28/2025	10,000,000.00	9,303,125.00	10,115,711.48	(812,586.48)
912828ZF0	UNITED STATES TREASURY	0.647	91.6406	03/31/2025	25,000,000.00	22,910,156.25	24,924,662.09	(2,014,505.84)
912828ZF0	UNITED STATES TREASURY	0.619	91.6406	03/31/2025	25,000,000.00	22,910,156.25	24,938,621.13	(2,028,464.88)
91282CEH0	UNITED STATES TREASURY	2.647	95.6875	04/15/2025	10,000,000.00	9,568,750.00	9,995,562.67	(426,812.67)
912828ZL7	UNITED STATES TREASURY	0.445	91.0938	04/30/2025	15,000,000.00	13,664,062.50	14,977,508.66	(1,313,446.16)
9128284R3	UNITED STATES TREASURY	2.799	96.0938	05/31/2025	15,000,000.00	14,414,062.50	15,024,338.22	(610,275.72)
91282CAB7	UNITED STATES TREASURY	0.675	90.0781	07/31/2025	25,000,000.00	22,519,531.25	24,746,901.78	(2,227,370.53)
91282CAM3	UNITED STATES TREASURY	0.815	89.6406	09/30/2025	25,000,000.00	22,410,156.25	24,641,598.22	(2,231,441.97)
91282CAM3	UNITED STATES TREASURY	0.950	89.6406	09/30/2025	25,000,000.00	22,410,156.25	24,556,962.99	(2,146,806.74)
91282CB4	UNITED STATES TREASURY	0.700	89.2031	12/31/2025	25,000,000.00	22,300,781.25	24,773,334.25	(2,472,553.00)
91282CBH1	UNITED STATES TREASURY	2.447	88.8281	01/31/2026	15,000,000.00	13,324,218.75	14,138,915.40	(814,696.65)
91282CBH3	UNITED STATES TREASURY	0.586	88.8281	01/31/2026	10,000,000.00	8,882,812.50	9,939,334.59	(1,056,522.09)
91282CBH3	UNITED STATES TREASURY	0.593	88.8281	01/31/2026	10,000,000.00	8,882,812.50	9,937,315.91	(1,054,503.41)
912828P46	UNITED STATES TREASURY	0.799	92.0938	02/15/2026	10,000,000.00	9,209,375.00	10,239,529.02	(1,030,154.02)
912828P46	UNITED STATES TREASURY	0.670	92.0938	02/15/2026	10,000,000.00	9,209,375.00	10,277,976.56	(1,068,601.56)
91282CBQ3	UNITED STATES TREASURY	0.591	88.8906	02/28/2026	20,000,000.00	17,778,125.00	19,946,273.61	(2,168,148.61)
91282CBT7	UNITED STATES TREASURY	0.715	89.4688	03/31/2026	25,000,000.00	22,367,187.50	25,026,544.58	(2,659,357.08)
91282CCJ8	UNITED STATES TREASURY	0.882	89.1250	06/30/2026	20,000,000.00	17,825,000.00	19,995,443.28	(2,170,443.28)
91282CCJ8	UNITED STATES TREASURY	0.906	89.1250	06/30/2026	35,000,000.00	31,193,750.00	34,964,443.38	(3,770,693.38)
91282CCW9	UNITED STATES TREASURY	0.832	88.2500	08/31/2026	25,000,000.00	22,062,500.00	24,930,247.75	(2,867,747.75)
91282CCW9	UNITED STATES TREASURY	0.902	88.2500	08/31/2026	25,000,000.00	22,062,500.00	24,870,384.36	(2,807,884.36)
91282CCZ2	UNITED STATES TREASURY	0.982	88.4531	09/30/2026	20,000,000.00	17,690,625.00	19,925,326.50	(2,234,701.50)
91282CCZ2	UNITED STATES TREASURY	2.540	88.4531	09/30/2026	15,000,000.00	13,267,968.75	14,159,339.26	(891,370.51)
91282CDG3	UNITED STATES TREASURY	2.884	89.0625	10/31/2026	10,000,000.00	8,		

912810FB9	UNITED STATES TREASURY	4.003	107.8906	11/15/2027	15,000,000.00	16,183,593.75	16,346,703.30	(163,109.55)
91282CFZ9	UNITED STATES TREASURY	3.840	98.5781	11/30/2027	15,000,000.00	14,786,718.75	15,021,989.72	(235,270.97)
--	UNITED STATES TREASURY	1.510	95.8428	11/15/2024	1,710,000,000.00	1,637,240,625.00	1,708,977,493.94	(71,736,868.94)

Summary		Yield	Market Price	Final Maturity	Par Value	Market Value	Book Value	Net Unrealized Gain/Loss
Cusip	Description							
--	--	3.253	90.0721	07/20/2024	12,814,168,327.71	12,422,366,669.94	12,751,198,599.75	(328,831,929.82)





COUNTY OF RIVERSIDE  
TREASURER-TAX COLLECTOR  
CAPITAL MARKETS

COUNTY ADMINISTRATIVE CENTER  
4080 LEMON STREET,  
4TH FLOOR,  
RIVERSIDE, CA 92502-2205