

**SUBMITTAL TO THE BOARD OF SUPERVISORS
COUNTY OF RIVERSIDE, STATE OF CALIFORNIA**



**ITEM: 2.17
(ID # 21663)**

MEETING DATE:
Tuesday, May 02, 2023


FROM : TREASURER-TAX COLLECTOR:

SUBJECT: TREASURER-TAX COLLECTOR: Receive and File the Treasurer's Monthly Disclosure Report on Investments dated March, 2023, All Districts. [\$0]

RECOMMENDED MOTION: That the Board of Supervisors:

1. Receives and files the 'Monthly Disclosure Report on Investments dated March, 2023'.

ACTION:Consent


Matthew Jennings, Treasurer-Tax Collector 4/20/2023

MINUTES OF THE BOARD OF SUPERVISORS

On motion of Supervisor Washington, seconded by Supervisor Gutierrez and duly carried by unanimous vote, IT WAS ORDERED that the above matter is received and filed as recommended.

Ayes: Jeffries, Spiegel, Washington, Perez and Gutierrez
Nays: None
Absent: None
Date: May 2, 2023
xc: Tax-Collector

Kimberly A. Rector
Clerk of the Board

By: 
Deputy

**SUBMITTAL TO THE BOARD OF SUPERVISORS COUNTY OF RIVERSIDE,
STATE OF CALIFORNIA**

FINANCIAL DATA	Current Fiscal Year:	Next Fiscal Year:	Total Cost:	Ongoing Cost
COST	\$ 0	\$ 0	\$ 0	\$ 0
NET COUNTY COST	\$ 0	\$ 0	\$ 0	\$ 0
SOURCE OF FUNDS: NA			Budget Adjustment:	No
			For Fiscal Year:	2022-2023

C.E.O. RECOMMENDATION: Approve

BACKGROUND:

Summary

The County Treasurer -Tax Collector is submitting the above noted report to the County Board of Supervisors in keeping with Section 53607 of the California Government Code, which requires a quarterly report on the status of investments. The practice has been to provide the Board with a monthly report. The report gives various statistics on the portfolio as to overall composition, liquidity, credit quality on the various securities and provides several trends on earning performance, average weighted maturity, and the portfolio's 'paper loss or gain'.


 Stephanie Perez, Principal Management Analyst 4/24/2023

COUNTY OF RIVERSIDE TREASURER-TAX COLLECTOR'S

MANAGED BY

Matt Jennings

Treasurer-Tax Collector

Giovane Pizano

Assistant Treasurer

John Byerly

Chief Investment Officer

Steve Faeth

Senior Investment Officer

Isela Licea

Investment Officer

COUNTY ADMINISTRATIVE CENTER

4080 LEMON STREET,

4TH FLOOR,

RIVERSIDE, CA 92502-2205

WWW.COUNTYTREASURER.ORG



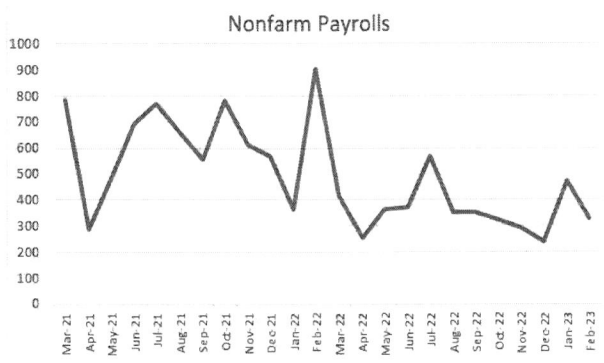
TREASURER-TAX COLLECTOR'S
POOLED INVESTMENT FUND

March 2023 REPORT

SVB Bank Failure Rocks Markets

March 2023 saw yields move lower as more investors sought the safety of government securities in reaction to a banking scare. Viewed as financially sound only days before, SVB Bank, the 16th largest U.S. bank, collapsed early in the month. A classic run on the bank sprang from social media rumors that the bank had excessive (unrealized) losses on its long-term investment holdings. Depositor outflows from other regional banks raised concern over a contagion effect on the entire national bank system. The worst fears were quickly doused by aggressive government assurances and the FDIC making all SVB depositors whole. Even after nerves seemed to have been steadied, the shock tempered investors' economic and interest rate projections and investments moved into ultra safe government securities, driving bond yields decidedly lower during the month. The County of Riverside Treasurer's Pooled Investment Fund (TPIF) does not own any securities issued by these problematic banks.

Economic headlines included non-farm payrolls which increased 311,000, marking the 11th month payrolls have beaten consensus expectations.



The unemployment rate rose to 3.6% and average earnings growth slowed to a 3.6% annualized rate – a pace that is getting more consistent with 2% inflation. Total housing starts jumped 9.8%, owed mainly to a

surge in multifamily construction. Single family starts inched up during the month but are still running almost 32% below the prior year's pace.



In spite of FED rate actions to lower inflation, the median price for a home in Riverside County, stubbornly increased to \$595,000 from the prior month's \$585,000, however remaining well below SoCal's average price of \$745,000.

The FOMC met on March 22nd and raised the Federal Funds Rate to a range of 4.75% - 5.00%. The FED continues to focus on fighting inflation even though rate-hike expectations fell sharply due to the bank crisis. Even with this short-term rate increase, fixed income markets saw longer maturity yields drop dramatically. The 2-year Treasury yield began the month at 4.82% and ended at 4.03%. The 5-year Treasury yield began the month at 4.19% and ended the month at 3.58%. Even with this set-back, returns on the TPIF benefit from rates well above year ago levels. Stocks rose, with the Dow Jones Industrial Average beginning the month at 32,650 and ending the month at 33,275.

Matt Jennings

Treasurer-Tax Collector



Treasurer Tax-Collector Statement

The Treasurer's Pooled Investment Fund is comprised of contributions from the county, schools, special districts, and other discretionary depositors throughout the County of Riverside. The primary objective of the Treasurer shall be to **safeguard the principal** of the funds under the Treasurer's control, meet the **liquidity needs** of the depositor, and to maximize a **return on the funds** within the given parameters.

The Treasurer-Tax Collector and the Capital Markets team are committed to maintaining the highest credit ratings. The Treasurer's Pooled Investment Fund is currently rated **Aaa-bf** by **Moody's Investor Service** and **AAAf/S1** by **Fitch Ratings**, two of the nation's most trusted bond credit rating services.

Since its inception, the Treasurer's Pooled Investment Fund has been in **full compliance** with the Treasurer's Statement of Investment Policy, which is more restrictive than California Government Code 53646.

PORTFOLIO SUMMARY

Month End Values \$
are Expressed in
000,000

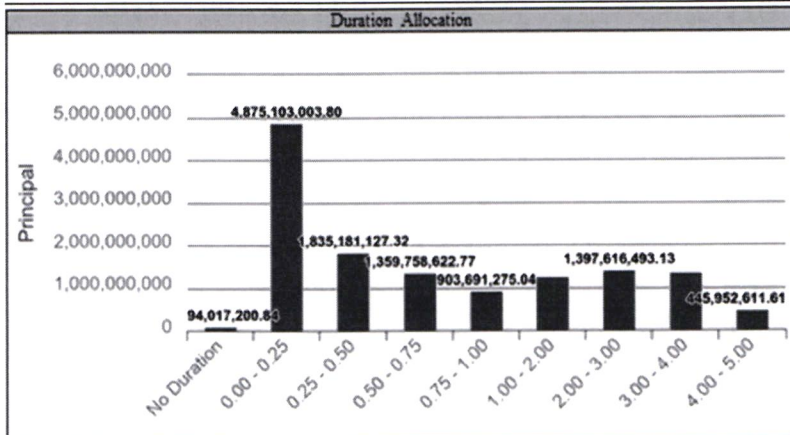
	Mar-23	Sep-22	Mar-22
Principal Value	13,533.09	11,388.37	11,359.75
Market Value*	13,329.73	11,069.50	11,224.94
Book Value*	13,573.74	11,402.43	11,359.75
Unrealized Gain/Loss*	(244.01)	(332.93)	(134.81)
Paper Gain or Loss %	-1.798%	-2.920%	-1.187%
Yield	3.48	1.76	0.56
WAM (Yrs)	1.27	1.27	1.17

* Market values do not include accrued interest.

* Book Value is amount paid changed by amortization, accretion, adjustments, write downs

* Unrealized Gain/Loss is Market Value - Book Value

TPIF STATS



Composite Credit Ratings

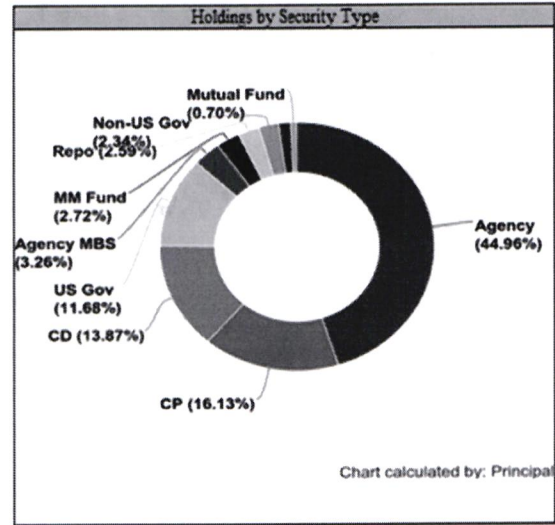
Rating	Moody's Rating	Market Value	Fitch Rating
AAA	Aaa	6,509,221,663.40	AAA
AA+	Aaa	296,466,058.83	AAA
AA	Aa2	84,821,801.00	AA
NA	NA	564,526,100.84	NA
A-1+	P-1	5,273,287,630.45	AAA
A-1	P-1	636,433,462.49	A+

Footnotes: 1,2,3,4

Holdings by Security Type

Security Type Category	Days to Final Maturity	Par Value	Market Price	Yield	Principal
Corporate	290	25,000,000.00	99.2822	4.967	24,674,750.00
Agency CMO	888	26,343,433.31	97.3481	4.152	25,902,591.70
Muni	598	187,330,000.00	97.0030	1.770	188,180,815.00
Non-US Gov	391	318,895,000.00	97.5867	3.070	316,415,557.58
Repo	3	350,000,000.00	100.0000	4.820	350,000,000.00
Agency MBS	1142	447,769,502.85	97.6923	4.053	441,237,580.27
Other	0	461,213,169.12	1.0017	4.519	462,017,200.84
US Gov	639	1,585,000,000.00	96.6643	1.612	1,581,280,116.68
CD	133	1,877,000,000.00	100.0000	4.916	1,877,000,000.00
CP	68	2,215,952,000.00	99.1025	4.880	2,182,196,430.39
Agency	666	6,144,184,250.00	96.5418	2.887	6,084,193,716.64
Total	464	13,638,687,355.28	94.3810	3.480	13,533,098,759.09

Footnotes: 9,10,11,12,13



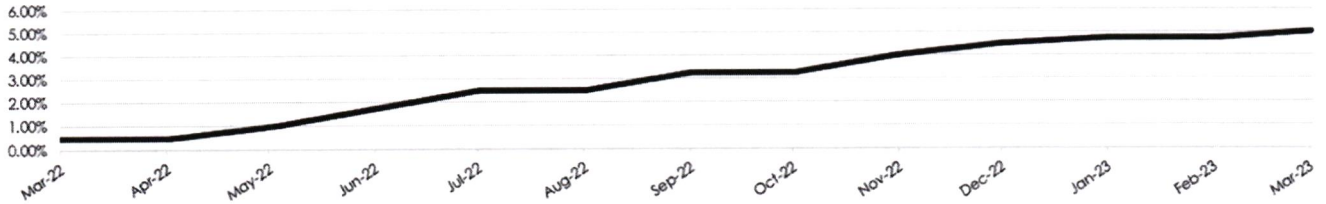
Month	Monthly Receipts	Monthly Disbursements	Difference	Required Matured Investments	Balance	Actual Investments Maturing	Available to Invest > 1 Year
04/2023					126.34		
04/2023	2,750.00	2,070.00	680.00		806.34	1,572.59	
05/2023	1,600.00	2,500.00	-900.00	93.66	0.00	2,277.74	
06/2023	2,300.00	2,400.00	-100.00	100.00	0.00	1,792.64	
07/2023	1,400.00	2,100.00	-700.00	700.00	0.00	668.40	
08/2023	1,800.00	1,600.00	200.00		200.00	887.28	
09/2023	2,100.00	1,750.00	350.00		550.00	1,024.04	
10/2023	1,750.00	2,100.00	-350.00		200.00	491.68	
11/2023	1,670.00	1,800.00	-130.00		70.00	522.43	
12/2023	3,900.00	1,800.00	2100.00		2,170.00	223.58	
01/2024	1,800.00	2,800.00	-1000.00		1,170.00	520.04	
02/2024	1,600.00	2,200.00	-600.00		570.00	240.23	
03/2024	2,600.00	1,900.00	700.00		1,270.00	261.68	
TOTALS	25,270.00	25,020.00	250.00	893.66	7,132.68	10,482.35	12,745.02
				6.55%		76.86%	93.45%

FIXED INCOME MARKETS

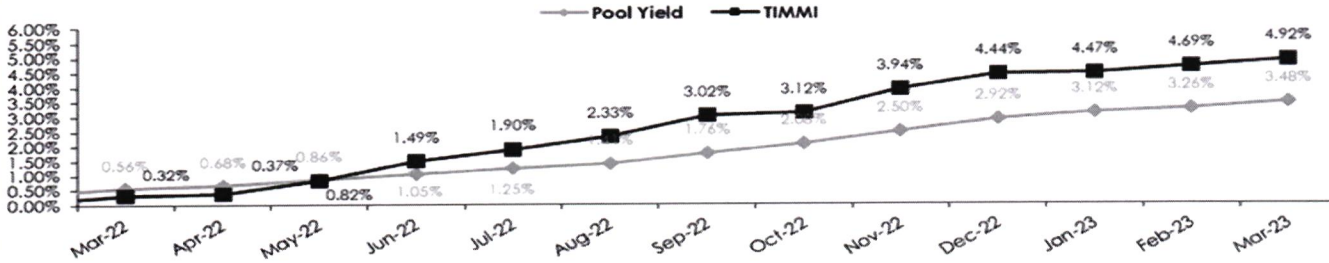
FED FUNDS UPPER LIMIT RATE

Fed Fund Rate: 4.75% to 5.00%

Next FOMC Scheduled Meeting: 05/03/2023

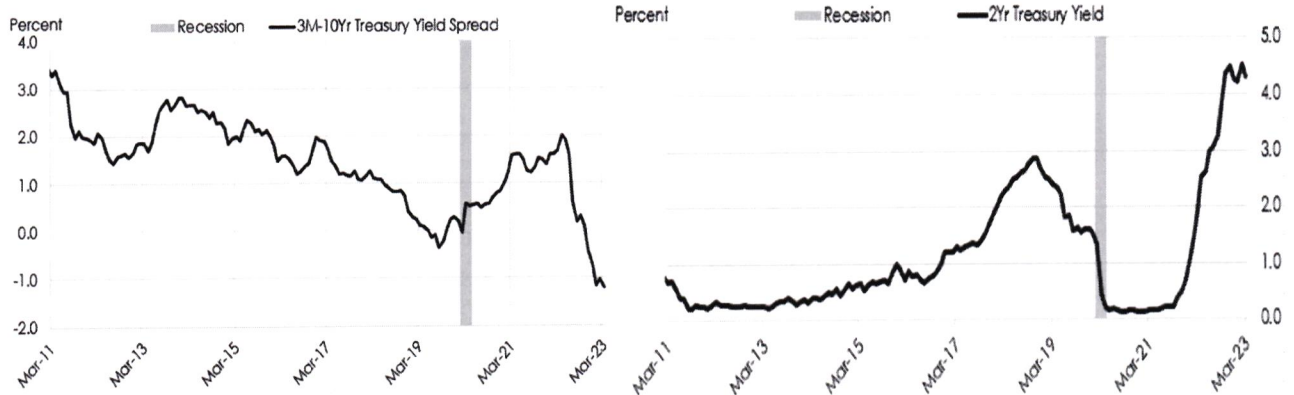


TIMMI



The Treasurer's Institutional Money Market Index (TIMMI) is a composite index of four AAA rated prime institutional money market funds. Their average yield is compared to the yield of the Treasurer's Pooled Investment Fund in the above graph.

US Treasury Market



US Treasury Yield Curve	3 Mo	6 Mo	1 Yr	2 Yr	3 Yr	5 Yr	10 Yr	30 Yr
03/31/2023 - 03/01/2023	-0.05	-0.26	-0.42	-0.83	-0.80	-0.67	-0.53	-0.30
03/31/2023	4.85	4.94	4.64	4.06	3.81	3.60	3.48	3.67
03/01/2023	4.90	5.20	5.06	4.89	4.61	4.27	4.01	3.97

Compliance Status: Full Compliance

The Treasurer's Pooled Investment Fund was in full compliance with the County of Riverside's Treasurer's Statement of Investment Policy. The County's Statement of Investment Policy is more restrictive than California Government Code 53646. The County's Investment Policy is reviewed annually by the County of Riverside's Oversight Committee and approved by the Board of Supervisors.

Investment Category	GOVERNMENT CODE			COUNTY INVESTMENT POLICY			Actual %
	Maximum Maturity	Authorized % Limit	S&P/ Moody's	Maximum Maturity	Authorized % Limit	S&P/ Moody's	
MUNICIPAL BONDS (MUNI)	5 YEARS	NO LIMIT	NA	4 YEARS	15%	AA-/Aa3/AA-	1.38%
U.S. TREASURIES	5 YEARS	NO LIMIT	NA	5 YEARS	100%	NA	11.67%
LOCAL AGENCY OBLIGATIONS (LAO)	5 YEARS	NO LIMIT	NA	3 YEARS	2.50%	INVESTMENT GRADE	0.00%
FEDERAL AGENCIES	5 YEARS	NO LIMIT	AAA	5 YEARS	100%	NA	48.43%
COMMERCIAL PAPER (CP)	270 DAYS	40%	A1/P1	270 DAYS	40%	A1/P1/F1	16.18%
NEGOTIABLE CERTIFICATE OF DEPOSITS & COLLATERALIZED TIME DEPOSITS (NCD & TCD)	5 YEARS	30%	NA	1 YEAR	25% Combined	A1/P1/F1	13.83%
INT'L BANK FOR RECONSTRUCTION AND DEVELOPMENT AND INT'L FINANCE CORPORATION	NA	NA	NA	4 YEARS	20%	AA/Aa/AA	2.34%
REPURCHASE AGREEMENTS (REPO)	1 YEARS	NO LIMIT	NA	45 DAYS	40% max, 25% in term repo over 7 days	A1/P1/F1	2.58%
REVERSE REPOS	92 DAYS	20%	NA	60 DAYS	10%	NA	0.00%
MEDIUM TERM NOTES (MTNO)	5 YEARS	30%	A	3 YEARS	20%	A/A2/A	0.18%
CALTRUST SHORT TERM FUND	NA	NA	NA	DAILY LIQUIDITY	1.00%	NA	0.70%
MONEY MARKET MUTUAL FUNDS (MMF)	60 DAYS ⁽¹⁾	20%	AAA/Aaa ⁽²⁾	DAILY LIQUIDITY	20%	AAA by 2 Of 3 RATINGS AGC.	2.72%
LOCAL AGENCY INVESTMENT FUND (LAIF)	NA	NA	NA	DAILY LIQUIDITY	Max \$50 million	NA	0.00%
CASH/DEPOSIT AC-COUNT	NA	NA	NA	NA	NA	NA	2.7%

Agency
AGCY BOND

Cusip	Description	Yield	Market Price	Final Maturity	Par Value	Market Value	Principal	Book Value	Net Unrealized Gain/Loss
3133MLF7	FEDERAL FARM CREDIT BANKS FUNDING CORP	0.155	99.9818	09/22/2022	0.00	0.00	0.00	0.00	0.00
3133MMJ3	FEDERAL FARM CREDIT BANKS FUNDING CORP	0.125	99.9877	01/12/2023	0.00	0.00	0.00	0.00	0.00
3135G0T4	FEDERAL NATIONAL MORTGAGE ASSOCIATION	2.490	99.9917	01/19/2023	0.00	0.00	0.00	0.00	0.00
3133K2AX1	FEDERAL HOME LOAN BANKS	2.691	99.9919	03/10/2023	0.00	0.00	0.00	0.00	0.00
3130AKDH6	FEDERAL HOME LOAN BANKS	0.176	99.9898	10/21/2022	0.00	0.00	0.00	0.00	0.00
3133EL7E8	FEDERAL FARM CREDIT BANKS FUNDING CORP	0.250	99.9865	03/15/2023	0.00	0.00	0.00	0.00	0.00
3130ATHV2	FEDERAL HOME LOAN BANKS	4.312	101.1447	09/11/2026	1,000,000.00	1,011,447.00	997,780.00	998,064.42	13,282.58
3130ATHW0	FEDERAL HOME LOAN BANKS	4.239	101.0963	09/10/2027	2,000,000.00	2,023,926.00	1,989,973.00	1,990,927.85	32,998.15
3133K2AX1	FEDERAL HOME LOAN BANKS	2.691	99.9919	03/10/2023	0.00	0.00	0.00	0.00	0.00
3133K2AX1	FEDERAL HOME LOAN BANKS	2.691	99.9919	03/10/2023	0.00	0.00	0.00	0.00	0.00
3130ATHW0	FEDERAL HOME LOAN BANKS	4.241	101.1963	09/10/2027	3,000,000.00	3,035,889.00	2,984,790.00	2,986,239.78	49,649.22
3135GA2P5	FEDERAL NATIONAL MORTGAGE ASSOCIATION	0.356	95.2356	05/03/2024	3,500,000.00	3,333,246.00	3,499,300.00	3,499,780.59	(106,534.59)
3136G4P31	FEDERAL NATIONAL MORTGAGE ASSOCIATION	0.450	94.3870	08/19/2024	3,701,000.00	3,493,262.87	3,701,000.00	3,701,000.00	(207,737.13)
3133ENW63	FEDERAL FARM CREDIT BANKS FUNDING CORP	4.195	101.0984	10/27/2027	3,715,000.00	3,715,000.00	3,787,048.71	3,742,311.81	44,716.90
3133ENW63	FEDERAL FARM CREDIT BANKS FUNDING CORP	3.827	98.9457	10/26/2026	5,000,000.00	4,254,665.10	4,254,665.10	4,271,533.94	(116,868.84)
3133EKQAT	FEDERAL FARM CREDIT BANKS FUNDING CORP	1.693	96.6572	09/10/2024	2,064,000.00	1,995,004.61	2,101,585.44	2,075,177.34	(80,172.73)
3130ANSK2	FEDERAL HOME LOAN BANKS	4.366	92.6089	07/20/2026	2,175,000.00	2,199,461.38	2,143,081.25	2,199,493.75	29,967.63
3130ATHW0	FEDERAL HOME LOAN BANKS	4.241	101.1963	09/10/2027	3,000,000.00	3,035,889.00	2,984,790.00	2,986,239.78	49,649.22
3135GA2P5	FEDERAL NATIONAL MORTGAGE ASSOCIATION	0.356	95.2356	05/03/2024	3,500,000.00	3,333,246.00	3,499,300.00	3,499,780.59	(106,534.59)
3136G4P31	FEDERAL NATIONAL MORTGAGE ASSOCIATION	0.450	94.3870	08/19/2024	3,701,000.00	3,493,262.87	3,701,000.00	3,701,000.00	(207,737.13)
3133ENW63	FEDERAL FARM CREDIT BANKS FUNDING CORP	4.195	101.0984	10/27/2027	3,715,000.00	3,715,000.00	3,787,048.71	3,742,311.81	44,716.90
3133ENW63	FEDERAL FARM CREDIT BANKS FUNDING CORP	3.827	98.9457	10/26/2026	5,000,000.00	4,254,665.10	4,254,665.10	4,271,533.94	(116,868.84)
3134GXAV3	FEDERAL HOME LOAN MORTGAGE CORP	5.002	99.9893	08/10/2026	4,500,000.00	4,499,518.50	4,500,000.00	4,500,000.00	(481.50)
3134GWAC7	FEDERAL HOME LOAN MORTGAGE CORP	3.488	98.0858	10/27/2026	5,000,000.00	4,454,290.00	4,482,650.00	4,556,702.72	(102,412.72)
3133ENW67	FEDERAL FARM CREDIT BANKS FUNDING CORP	3.744	99.3081	04/26/2027	4,820,000.00	4,786,650.42	4,797,876.20	4,798,803.37	(12,152.95)
3130ATW45	FEDERAL HOME LOAN BANKS	4.851	100.1492	11/29/2027	4,935,000.00	4,902,303.34	4,913,356.25	4,910,267.58	(7,964.24)
3130ATHF5	FEDERAL HOME LOAN BANKS	3.941	99.5500	09/11/2026	5,000,000.00	4,977,500.00	4,965,237.80	4,969,537.62	7,662.38
3133ENH45	FEDERAL FARM CREDIT BANKS FUNDING CORP	3.294	101.5960	08/24/2026	5,000,000.00	5,087,800.00	4,978,000.00	4,973,291.71	(85,725.63)
3133ENH45	FEDERAL FARM CREDIT BANKS FUNDING CORP	4.635	101.8121	07/27/2026	5,000,000.00	5,090,605.00	4,979,443.68	4,979,443.68	111,161.32
3133ENW72	FEDERAL FARM CREDIT BANKS FUNDING CORP	4.590	101.8121	07/27/2026	5,000,000.00	5,090,605.00	4,984,975.00	4,986,687.13	(103,917.87)
3133ENW67	FEDERAL FARM CREDIT BANKS FUNDING CORP	4.318	100.8888	10/19/2026	5,000,000.00	5,044,440.00	4,987,600.00	4,988,991.92	55,448.08
3133ENW67	FEDERAL FARM CREDIT BANKS FUNDING CORP	4.318	100.8888	10/19/2026	5,000,000.00	5,044,440.00	4,987,600.00	4,988,991.92	55,448.08
3133ENK58	FEDERAL FARM CREDIT BANKS FUNDING CORP	1.202	94.7752	01/06/2025	5,000,000.00	4,738,760.00	4,988,750.00	4,988,750.00	(254,578.68)
3133ENW23	FEDERAL FARM CREDIT BANKS FUNDING CORP	5.503	99.6035	10/25/2027	5,000,000.00	4,980,175.00	4,995,000.00	4,995,412.54	(15,237.54)
3133ENW23	FEDERAL FARM CREDIT BANKS FUNDING CORP	5.503	99.6035	10/25/2027	5,000,000.00	4,980,175.00	4,995,000.00	4,995,412.54	(15,237.54)
3130ALZ60	FEDERAL HOME LOAN BANKS	0.615	90.2939	07/18/2026	5,000,000.00	4,514,695.00	4,998,250.00	4,997,834.15	(483,139.15)
3133ENH45	FEDERAL FARM CREDIT BANKS FUNDING CORP	3.137	97.5560	08/24/2026	5,000,000.00	4,877,800.00	4,997,799.50	4,998,130.86	(120,330.86)
3133ENWY0	FEDERAL FARM CREDIT BANKS FUNDING CORP	1.764	95.5304	02/25/2025	5,000,000.00	4,776,520.00	4,998,000.00	4,998,729.93	(222,209.93)
3130AQRH8	FEDERAL HOME LOAN BANKS	2.000	92.3564	02/25/2027	5,000,000.00	4,617,820.00	5,000,000.00	5,000,000.00	(382,180.00)
3130AQRH8	FEDERAL HOME LOAN BANKS	2.000	92.3564	02/25/2027	5,000,000.00	4,617,820.00	5,000,000.00	5,000,000.00	(382,180.00)
3130ARV00	FEDERAL HOME LOAN BANKS	2.150	95.6032	03/14/2025	5,000,000.00	4,780,160.00	5,000,000.00	5,000,000.00	(219,840.00)
3130ARV00	FEDERAL HOME LOAN BANKS	2.500	93.8217	05/26/2026	5,000,000.00	4,691,085.00	5,000,000.00	5,000,000.00	(308,915.00)
3130ARV00	FEDERAL HOME LOAN BANKS	0.250	95.2650	03/25/2024	5,000,000.00	4,786,445.00	5,000,000.00	5,000,000.00	(213,555.00)
3130ARV00	FEDERAL HOME LOAN BANKS	0.625	91.8511	08/27/2025	5,000,000.00	4,592,555.00	5,000,000.00	5,000,000.00	(407,445.00)
3133ELN19	FEDERAL FARM CREDIT BANKS FUNDING CORP	1.542	97.0039	02/28/2024	5,000,000.00	4,850,195.00	5,000,000.00	5,000,000.00	(149,805.00)
3133MSM7	FEDERAL FARM CREDIT BANKS FUNDING CORP	0.480	92.7539	03/03/2025	5,000,000.00	4,637,695.00	5,000,000.00	5,000,000.00	(362,305.00)
3135G06F5	FEDERAL NATIONAL MORTGAGE ASSOCIATION	0.310	97.2285	11/16/2023	5,000,000.00	4,861,425.00	5,000,000.00	5,000,000.00	(138,575.00)
3133EMZ54	FEDERAL FARM CREDIT BANKS FUNDING CORP	0.900	90.5330	05/18/2026	5,000,000.00	4,526,650.00	5,000,000.00	5,000,000.00	(473,350.00)
3130AMJN3	FEDERAL HOME LOAN BANKS	1.030	90.8456	05/26/2026	5,000,000.00	4,642,280.00	5,000,000.00	5,000,000.00	(457,720.00)
3133MLP5	FEDERAL FARM CREDIT BANKS FUNDING CORP	0.230	95.2650	03/25/2024	5,000,000.00	4,660,175.00	5,000,000.00	5,000,000.00	(339,825.00)
3136G4M88	FEDERAL NATIONAL MORTGAGE ASSOCIATION	0.600	91.3506	10/29/2025	5,000,000.00	4,567,530.00	5,000,000.00	5,000,000.00	(432,470.00)
3136G4M88	FEDERAL NATIONAL MORTGAGE ASSOCIATION	0.560	91.2638	10/28/2025	5,000,000.00	4,563,190.00	5,000,000.00	5,000,000.00	(436,810.00)
3130AMM23	FEDERAL HOME LOAN BANKS	1.000	90.6389	06/10/2026	5,000,000.00	4,531,945.00	5,000,000.00	5,000,000.00	(408,055.00)
3135GA2Z3	FEDERAL NATIONAL MORTGAGE ASSOCIATION	0.560	91.0190	11/17/2025	5,000,000.00	4,550,950.00	5,000,000.00	5,000,000.00	(449,050.00)
3135GA2Z3	FEDERAL NATIONAL MORTGAGE ASSOCIATION	0.560	91.0190	11/17/2025	5,000,000.00	4,550,950.00	5,000,000.00	5,000,000.00	(449,050.00)
3130ALF25	FEDERAL HOME LOAN BANKS	0.400	93.4898	11/26/2024	5,000,000.00	4,674,490.00	5,000,000.00	5,000,000.00	(449,050.00)
3130ALF25	FEDERAL HOME LOAN BANKS	0.550	90.8647	08/25/2025	5,000,000.00	4,593,905.00	5,000,000.00	5,000,000.00	(406,095.00)
3130ALF25	FEDERAL HOME LOAN BANKS	0.730	92.6313	05/28/2025	5,000,000.00	4,631,565.00	5,000,000.00	5,000,000.00	(368,435.00)
3134GXBM5	FEDERAL HOME LOAN MORTGAGE CORP	0.600	91.1531	11/12/2025	5,000,000.00	4,557,655.00	5,000,000.00	5,000,000.00	(442,345.00)
3134GXV34	FEDERAL HOME LOAN MORTGAGE CORP	0.500	95.0607	07/01/2024	5,000,000.00	4,753,035.00	5,000,000.00	5,000,000.00	(246,965.00)
3136G4X21	FEDERAL NATIONAL MORTGAGE ASSOCIATION	0.740	92.5185	06/30/2025	5,000,000.00	4,625,925.00	5,000,000.00	5,000,000.00	(374,075.00)
3134GXBM5	FEDERAL HOME LOAN MORTGAGE CORP	0.600	91.1531	11/12/2025	5,000,000.00	4,557,655.00	5,000,000.00	5,000,000.00	(442,345.00)
3136G4X21	FEDERAL NATIONAL MORTGAGE ASSOCIATION	0.650	92.1310	06/30/2025	5,000,000.00	4,616,550.00	5,000,000.00	5,000,000.00	(383,450.00)
3134GXV34	FEDERAL HOME LOAN MORTGAGE CORP	0.570	90.7921	12/15/2024	5,000,000.00	4,739,605.00	5,000,000.00	5,000,000.00	(260,395.00)
3134GXV34	FEDERAL HOME LOAN MORTGAGE CORP	0.500	92.1012	06/16/2025	5,000,000.00	4,605,060.00	5,000,000.00	5,000,000.00	(394,940.00)
3134GXV34	FEDERAL HOME LOAN MORTGAGE CORP	0.600	91.5676	09/30/2025	5,000,000.00	4,578,380.00	5,000,000.00	5,000,000.00	(421,620.00)
3130ATBV8	FEDERAL HOME LOAN BANKS	4.150	98.6539	09/29/2027	5,000,000.00	4,932,695.00	5,000,000.00	5,000,000.00	(67,305.00)
3130ATBV8	FEDERAL HOME LOAN BANKS	4.150	98.6539	09/29/2027	5,000,000.00	4,932,695.00	5,000,000.00	5,000,000.00	(67,305.00)
3130ATNG8	FEDERAL HOME LOAN BANKS	5.000	99.4793	10/27/2027	5,000,000.00	4,973,965.00	5,000,000.00	5,000,000.00	(26,035.00)
31422XM90	FEDERAL AGRICULTURAL MORTGAGE CORP	4.320	101.8647	10/21/2027	5,000,000.00	5,093,235.00	5,000,000.00	5,000,000.00	(93,235.00)
31422XM90	FEDERAL AGRICULTURAL MORTGAGE CORP	4.320	101.8647	10/21/2027	5,000,000.00	5,093,235.00	5,000,000.00	5,000,000.00	(93,235.00)
31422XM90	FEDERAL AGRICULTURAL MORTGAGE CORP	4.320	101.8647	10/21/2027	5,000,000.00	5,093,235.00	5,000,000.00	5,000,000.00	(93,235.00)
3142YUW4	FEDERAL HOME LOAN MORTGAGE CORP	0.540	99.9679	11/29/2027	5,000,000.00	4,998,195.00	5,000,000.00	5,000,000.00	(1,605.00)
3130ATYK7	FEDERAL HOME LOAN BANKS	5.100	96.6996	11/30/2027	5,000,000.00	4,984,980.00	5,000,000.00	5,000,000.00	(15,020.00)
3133ENW72	FEDERAL FARM CREDIT BANKS FUNDING CORP	4.477	101.8121	07/27/2026	5,000,000.00	5,090,605.00	5,004,264.90	5,004,264.90	86,826.09
3133ENW63	FEDERAL FARM CREDIT BANKS FUNDING CORP	4.284	101.9394	10/27/2027	5,000,000.00	5,096,970.00	5,020,250.00	5,018,519.99	78,450.01
3133ENW63	FEDERAL FARM CREDIT BANKS FUNDING CORP	0.680	92.5135	06/10/2025	5,025,000.00	4,648,803.38	5,025,000.00	5,025,000.00	(376,196.62)
3133LH80	FEDERAL FARM CREDIT BANKS FUNDING CORP	3.296	102.2658	12/11/2026	5,000,000.00	5,110,790.00	5,098,636.26	5,098,636.26	(13,153.74)
3130ATV4	FEDERAL HOME LOAN BANKS	0.580	90.1631	02/25/2026	6,000,000.00	5,409,786.00	6,000,000.00	6,000,000.00	(590,214.00)
3130AL6K5	FEDERAL HOME LOAN BANKS	1.671	95.9585	09/17/2024	6,128,000.00	5,880,336.88	6,107,471.20	6,121,841.86	(204,504.98)
3133EKP75	FEDERAL FARM CREDIT BANKS FUNDING CORP	2.180	97.6178	02/28/2024	7,000,000.00	6,833,246.00	6,992,020.72	6,992,020.72	(162,984.72)
3130ATH42	FEDERAL HOME LOAN BANKS	4.700	99.8280	09/29/2027	7,000,000.00	6,987,960.00	7,000,000.00	7,000,000.00	

3130ANNH0	FEDERAL HOME LOAN BANKS	1.100	90.4760	08/20/2026	10,000,000.00	9,043,600.00	10,000,000.00	10,000,000.00	(956,400.00)
3130ANPF1	FEDERAL HOME LOAN BANKS	1.000	90.1772	08/25/2026	10,000,000.00	9,011,720.00	10,000,000.00	10,000,000.00	(988,280.00)
3130ANPK	FEDERAL HOME LOAN BANKS	0.500	94.1195	09/27/2024	10,000,000.00	9,411,950.00	10,000,000.00	10,000,000.00	(588,050.00)
3130ANNY4	FEDERAL HOME LOAN BANKS	1.000	89.8838	09/30/2026	10,000,000.00	8,988,380.00	10,000,000.00	10,000,000.00	(1,011,620.00)
3130AN3R9	FEDERAL HOME LOAN BANKS	1.130	90.7760	07/20/2026	10,000,000.00	9,077,600.00	10,000,000.00	10,000,000.00	(922,400.00)
3133EMQ62	FEDERAL FARM CREDIT BANKS FUNDING CORP	0.990	90.3897	07/13/2026	10,000,000.00	9,038,970.00	10,000,000.00	10,000,000.00	(961,030.00)
3133EMQ62	FEDERAL FARM CREDIT BANKS FUNDING CORP	0.990	90.3897	07/13/2026	10,000,000.00	9,038,970.00	10,000,000.00	10,000,000.00	(961,030.00)
3133ENEM8	FEDERAL FARM CREDIT BANKS FUNDING CORP	1.430	90.8435	11/21/2026	10,000,000.00	9,084,350.00	10,000,000.00	10,000,000.00	(915,650.00)
3133NGN04	FEDERAL FARM CREDIT BANKS FUNDING CORP	0.970	92.2976	12/09/2024	10,000,000.00	9,429,360.00	10,000,000.00	10,000,000.00	(570,640.00)
3130AR55	FEDERAL HOME LOAN BANKS	2.000	92.3564	02/25/2027	10,000,000.00	9,235,640.00	10,000,000.00	10,000,000.00	(764,360.00)
3130ARHX2	FEDERAL HOME LOAN BANKS	2.000	97.2184	03/28/2024	10,000,000.00	9,721,840.00	10,000,000.00	10,000,000.00	(278,160.00)
3130ARHX2	FEDERAL HOME LOAN BANKS	3.000	95.0312	03/25/2027	10,000,000.00	9,503,120.00	10,000,000.00	10,000,000.00	(496,880.00)
3130ARHX2	FEDERAL HOME LOAN BANKS	3.000	95.0312	03/25/2027	10,000,000.00	9,503,120.00	10,000,000.00	10,000,000.00	(496,880.00)
3130ARHX2	FEDERAL HOME LOAN BANKS	3.000	95.0312	03/25/2027	10,000,000.00	9,503,120.00	10,000,000.00	10,000,000.00	(496,880.00)
3133NUL12	FEDERAL FARM CREDIT BANKS FUNDING CORP	3.110	95.7017	04/13/2026	10,000,000.00	9,570,170.00	10,000,000.00	10,000,000.00	(429,830.00)
3130AL156	FEDERAL HOME LOAN BANKS	0.750	90.4774	07/18/2026	10,000,000.00	9,047,340.00	10,000,000.00	10,000,000.00	(952,660.00)
3130AL156	FEDERAL HOME LOAN BANKS	0.750	92.1487	06/18/2025	10,000,000.00	9,214,870.00	10,000,000.00	10,000,000.00	(785,130.00)
3130AL159	FEDERAL HOME LOAN BANKS	0.750	92.5393	06/30/2025	10,000,000.00	9,253,930.00	10,000,000.00	10,000,000.00	(746,070.00)
3130ALH02	FEDERAL HOME LOAN BANKS	0.750	90.4734	03/18/2026	10,000,000.00	9,047,340.00	10,000,000.00	10,000,000.00	(952,660.00)
3133EMUP5	FEDERAL FARM CREDIT BANKS FUNDING CORP	0.710	92.9816	04/01/2025	10,000,000.00	9,298,160.00	10,000,000.00	10,000,000.00	(701,840.00)
3133EMUP5	FEDERAL FARM CREDIT BANKS FUNDING CORP	0.710	92.9816	04/01/2025	10,000,000.00	9,298,160.00	10,000,000.00	10,000,000.00	(701,840.00)
3136G4Z97	FEDERAL NATIONAL MORTGAGE ASSOCIATION	0.375	95.9726	02/28/2024	10,000,000.00	9,597,260.00	10,000,000.00	10,000,000.00	(402,740.00)
3130AL173	FEDERAL HOME LOAN BANKS	0.375	95.4776	04/08/2024	10,000,000.00	9,554,760.00	10,000,000.00	10,000,000.00	(445,240.00)
3130ALCR9	FEDERAL HOME LOAN BANKS	0.850	90.8738	02/26/2026	10,000,000.00	9,087,380.00	10,000,000.00	10,000,000.00	(912,620.00)
3133EMH18	FEDERAL FARM CREDIT BANKS FUNDING CORP	0.310	97.0738	11/30/2023	10,000,000.00	9,707,380.00	10,000,000.00	10,000,000.00	(292,620.00)
3134GXCF9	FEDERAL HOME LOAN MORTGAGE CORP	0.400	95.0810	05/24/2024	10,000,000.00	9,508,100.00	10,000,000.00	10,000,000.00	(491,900.00)
3134GXCF9	FEDERAL HOME LOAN MORTGAGE CORP	0.400	95.0810	05/24/2024	10,000,000.00	9,508,100.00	10,000,000.00	10,000,000.00	(491,900.00)
3136G4B77	FEDERAL NATIONAL MORTGAGE ASSOCIATION	0.700	92.2021	08/04/2025	10,000,000.00	9,220,210.00	10,000,000.00	10,000,000.00	(779,790.00)
3134GWH11	FEDERAL HOME LOAN MORTGAGE CORP	0.700	91.0481	12/30/2025	10,000,000.00	9,886,240.00	10,000,000.00	10,000,000.00	(113,760.00)
3134GXHH0	FEDERAL HOME LOAN MORTGAGE CORP	0.250	92.8749	07/25/2025	10,000,000.00	9,287,490.00	10,000,000.00	10,000,000.00	(712,510.00)
3130ALSK6	FEDERAL HOME LOAN BANKS	0.625	92.8749	03/25/2025	10,000,000.00	9,287,490.00	10,000,000.00	10,000,000.00	(712,510.00)
3134GWLW4	FEDERAL HOME LOAN MORTGAGE CORP	0.625	91.9382	08/19/2025	10,000,000.00	9,193,820.00	10,000,000.00	10,000,000.00	(806,180.00)
3130ALH56	FEDERAL HOME LOAN BANKS	0.750	90.4734	03/18/2026	10,000,000.00	9,047,340.00	10,000,000.00	10,000,000.00	(952,660.00)
3133EMVD1	FEDERAL FARM CREDIT BANKS FUNDING CORP	0.330	95.5337	04/05/2024	10,000,000.00	9,553,370.00	10,000,000.00	10,000,000.00	(446,630.00)
3130ALN34	FEDERAL HOME LOAN BANKS	0.700	93.0215	03/24/2025	10,000,000.00	9,302,150.00	10,000,000.00	10,000,000.00	(697,850.00)
3130ALKF0	FEDERAL HOME LOAN BANKS	0.625	92.8749	03/25/2025	10,000,000.00	9,287,490.00	10,000,000.00	10,000,000.00	(712,510.00)
3130ALKF0	FEDERAL HOME LOAN BANKS	0.625	92.8749	03/25/2025	10,000,000.00	9,287,490.00	10,000,000.00	10,000,000.00	(712,510.00)
3130AMME9	FEDERAL HOME LOAN BANKS	1.000	90.7626	05/26/2026	10,000,000.00	9,076,260.00	10,000,000.00	10,000,000.00	(923,740.00)
3130ALK17	FEDERAL HOME LOAN BANKS	0.850	90.7200	03/25/2026	10,000,000.00	9,072,000.00	10,000,000.00	10,000,000.00	(928,000.00)
3133EMDM1	FEDERAL FARM CREDIT BANKS FUNDING CORP	0.190	97.5072	10/20/2023	10,000,000.00	9,750,720.00	10,000,000.00	10,000,000.00	(249,280.00)
3133EMLE0	FEDERAL FARM CREDIT BANKS FUNDING CORP	0.190	97.8095	09/22/2023	10,000,000.00	9,780,950.00	10,000,000.00	10,000,000.00	(219,050.00)
3134GVZ17	FEDERAL HOME LOAN MORTGAGE CORP	0.600	91.3580	10/28/2025	10,000,000.00	9,135,800.00	10,000,000.00	10,000,000.00	(864,200.00)
3134GVZ17	FEDERAL HOME LOAN MORTGAGE CORP	0.600	97.6784	05/27/2025	10,000,000.00	9,267,840.00	10,000,000.00	10,000,000.00	(732,160.00)
3134GVZ10	FEDERAL HOME LOAN MORTGAGE CORP	0.750	91.5550	10/28/2025	10,000,000.00	9,123,880.00	10,000,000.00	10,000,000.00	(876,120.00)
3134GVZ32	FEDERAL HOME LOAN MORTGAGE CORP	0.625	91.4248	10/27/2025	10,000,000.00	9,142,480.00	10,000,000.00	10,000,000.00	(857,520.00)
3136G4S53	FEDERAL NATIONAL MORTGAGE ASSOCIATION	0.540	91.2234	10/27/2025	10,000,000.00	9,122,340.00	10,000,000.00	10,000,000.00	(877,660.00)
3130AKL80	FEDERAL HOME LOAN BANKS	0.260	94.5712	06/28/2024	10,000,000.00	9,457,120.00	10,000,000.00	10,000,000.00	(542,880.00)
3130AKKF2	FEDERAL HOME LOAN BANKS	0.270	95.5595	03/28/2024	10,000,000.00	9,555,950.00	10,000,000.00	10,000,000.00	(444,050.00)
3130AKL79	FEDERAL HOME LOAN BANKS	0.250	96.7225	12/28/2023	10,000,000.00	9,672,250.00	10,000,000.00	10,000,000.00	(327,750.00)
3135G06A6	FEDERAL NATIONAL MORTGAGE ASSOCIATION	0.580	91.3705	10/20/2025	10,000,000.00	9,137,050.00	10,000,000.00	10,000,000.00	(862,950.00)
3135GA3C3	FEDERAL NATIONAL MORTGAGE ASSOCIATION	0.350	95.0960	05/17/2024	10,000,000.00	9,509,600.00	10,000,000.00	10,000,000.00	(490,400.00)
3135GA3N9	FEDERAL NATIONAL MORTGAGE ASSOCIATION	0.300	97.2225	11/16/2023	10,000,000.00	9,722,250.00	10,000,000.00	10,000,000.00	(277,750.00)
3135GA3C3	FEDERAL NATIONAL MORTGAGE ASSOCIATION	0.350	95.0960	05/17/2024	10,000,000.00	9,509,600.00	10,000,000.00	10,000,000.00	(490,400.00)
3130ALX11	FEDERAL HOME LOAN BANKS	0.580	90.2029	02/23/2026	10,000,000.00	9,020,290.00	10,000,000.00	10,000,000.00	(979,710.00)
3130ALEM2	FEDERAL HOME LOAN BANKS	0.790	90.7223	02/25/2026	10,000,000.00	9,072,230.00	10,000,000.00	10,000,000.00	(927,770.00)
3130AMT69	FEDERAL HOME LOAN BANKS	1.070	90.7564	06/26/2026	10,000,000.00	9,075,640.00	10,000,000.00	10,000,000.00	(924,360.00)
3135G06E8	FEDERAL NATIONAL MORTGAGE ASSOCIATION	0.420	91.5848	11/18/2024	10,000,000.00	9,358,480.00	10,000,000.00	10,000,000.00	(661,520.00)
3135GA2Z3	FEDERAL NATIONAL MORTGAGE ASSOCIATION	0.560	91.0180	11/27/2025	10,000,000.00	9,101,800.00	10,000,000.00	10,000,000.00	(898,100.00)
3136G4D75	FEDERAL NATIONAL MORTGAGE ASSOCIATION	0.600	92.0101	07/29/2025	10,000,000.00	9,201,010.00	10,000,000.00	10,000,000.00	(798,990.00)
3136G4F32	FEDERAL NATIONAL MORTGAGE ASSOCIATION	0.600	92.0101	07/29/2025	10,000,000.00	9,201,010.00	10,000,000.00	10,000,000.00	(798,990.00)
3135GA2N0	FEDERAL NATIONAL MORTGAGE ASSOCIATION	0.550	91.0935	11/04/2025	10,000,000.00	9,109,350.00	10,000,000.00	10,000,000.00	(890,650.00)
3135G06C2	FEDERAL NATIONAL MORTGAGE ASSOCIATION	0.600	91.3506	10/29/2025	10,000,000.00	9,135,060.00	10,000,000.00	10,000,000.00	(864,940.00)
3134GVWV6	FEDERAL HOME LOAN MORTGAGE CORP	0.730	92.6313	05/28/2025	10,000,000.00	9,263,130.00	10,000,000.00	10,000,000.00	(736,870.00)
3134GVX20	FEDERAL HOME LOAN MORTGAGE CORP	0.500	96.5387	06/23/2024	10,000,000.00	9,653,870.00	10,000,000.00	10,000,000.00	(347,130.00)
3134GVW86	FEDERAL HOME LOAN MORTGAGE CORP	0.450	94.1954	09/10/2024	10,000,000.00	9,419,540.00	10,000,000.00	10,000,000.00	(580,460.00)
3134GVN44	FEDERAL HOME LOAN MORTGAGE CORP	0.450	94.1868	09/11/2024	10,000,000.00	9,418,680.00	10,000,000.00	10,000,000.00	(581,320.00)
3134GWL19	FEDERAL HOME LOAN MORTGAGE CORP	0.400	94.1269	09/10/2024	10,000,000.00	9,412,690.00	10,000,000.00	10,000,000.00	(587,310.00)
3136G4X40	FEDERAL NATIONAL MORTGAGE ASSOCIATION	0.600	91.8025	08/26/2025	10,000,000.00	9,180,250.00	10,000,000.00	10,000,000.00	(819,750.00)
3134GWL79	FEDERAL HOME LOAN MORTGAGE CORP	0.400	94.1269	09/10/2024	10,000,000.00	9,412,690.00	10,000,000.00	10,000,000.00	(587,310.00)
3130AKJT1	FEDERAL HOME LOAN BANKS	0.500	93.5441	12/09/2024	10,000,000.00	9,354,410.00	10,000,000.00	10,000,000.00	(645,590.00)
3136G4W31	FEDERAL NATIONAL MORTGAGE ASSOCIATION	0.370	93.6070	03/28/2024	10,000,000.00	9,360,700.00	10,000,000.00	10,000,000.00	(619,300.00)
3134GWR32	FEDERAL HOME LOAN MORTGAGE CORP	0.410	93.7886	06/24/2024	10,000,000.00	9,478,860.00	10,000,000.00	10,000,000.00	(521,140.00)
3134GWP26	FEDERAL HOME LOAN MORTGAGE CORP	0.500	92.6189	03/28/2025	10,000,000.00	9,261,890.00	10,000,000.00	10,000,000.00	(738,110.00)
3134GWL38	FEDERAL HOME LOAN MORTGAGE CORP	0.540	91.5179	09/15/2025	10,000,000.00	9,151,790.00	10,000,000.00	10,000,000.00	(848,210.00)
3135GA4Z4	FEDERAL NATIONAL MORTGAGE ASSOCIATION	0.500	92.0405	06/24/2025	10,000,000.00	9,204,050.00	10,000,000.00	10,000,000.00	(795,950.00)
3136G4JH4	FEDERAL NATIONAL MORTGAGE ASSOCIATION	0.400	94.0742	09/16/2024	10,000,000.00	9,407,420.00	10,000,000.00	10,000,000.00	(592,580.00)
3133ENL57	FEDERAL FARM CREDIT BANKS FUNDING CORP	2.580	97.6739	04/18/2024	10,000,000.00	9,675,790.00	10,000,000.00	10,000,000.00	(326,210.00)
3130ARFV7	FEDERAL HOME LOAN BANKS	3.500	96.0955	04/25/2027	10,000,000.00	9,609,550.00	10,000,000.00	10,000,000.00	(190,450.00)
3130ARS6K	FEDERAL HOME LOAN BANKS	2.900	96.4156	05/29/2025	10,000,000.00	9,641,560.00	10,000,000.00	10,000,000.00	(358,440.00)
3130ARS9F	FEDERAL HOME LOAN BANKS	3.000	95.6577	04/29/2027	10,000,000.00				

3130ANA9	FEDERAL HOME LOAN BANKS	1.000	90.3035	07/27/2026	15,000,000.00	13,545,525.00	15,000,000.00	15,000,000.00	(1,454,475.00)
3130ANT59	FEDERAL HOME LOAN BANKS	1.000	90.1169	08/26/2026	15,000,000.00	13,516,635.00	15,000,000.00	15,000,000.00	(1,483,365.00)
3130APD07	FEDERAL HOME LOAN BANKS	1.035	90.0458	09/28/2026	15,000,000.00	13,506,870.00	15,000,000.00	15,000,000.00	(1,493,130.00)
3130APSM1	FEDERAL HOME LOAN BANKS	1.040	90.0748	09/28/2026	15,000,000.00	13,502,520.00	15,000,000.00	15,000,000.00	(1,497,480.00)
3130ANH4	FEDERAL HOME LOAN BANKS	1.020	90.5493	07/06/2026	15,000,000.00	13,582,395.00	15,000,000.00	15,000,000.00	(1,417,605.00)
3130ANB7	FEDERAL HOME LOAN BANKS	1.000	90.3630	07/22/2026	15,000,000.00	13,554,450.00	15,000,000.00	15,000,000.00	(1,445,550.00)
3130ANS5	FEDERAL HOME LOAN BANKS	1.000	90.1075	08/26/2026	15,000,000.00	13,516,125.00	15,000,000.00	15,000,000.00	(1,483,875.00)
3136G4K51	FEDERAL NATIONAL MORTGAGE ASSOCIATION	0.310	93.3071	08/17/2023	15,000,000.00	14,746,065.00	15,000,000.00	15,000,000.00	(253,935.00)
3136G4J38	FEDERAL NATIONAL MORTGAGE ASSOCIATION	0.410	94.3958	08/12/2024	15,000,000.00	14,159,370.00	15,000,000.00	15,000,000.00	(840,630.00)
3130ALFV9	FEDERAL HOME LOAN BANKS	0.790	90.5790	03/18/2026	15,000,000.00	13,586,550.00	15,000,000.00	15,000,000.00	(1,413,450.00)
3136G4H63	FEDERAL NATIONAL MORTGAGE ASSOCIATION	0.550	91.7647	08/23/2025	15,000,000.00	13,764,705.00	15,000,000.00	15,000,000.00	(1,235,295.00)
3130ALW14	FEDERAL HOME LOAN BANKS	0.720	92.9498	04/08/2025	15,000,000.00	13,942,470.00	15,000,000.00	15,000,000.00	(1,057,530.00)
3136G4B77	FEDERAL NATIONAL MORTGAGE ASSOCIATION	0.700	92.2021	08/04/2025	15,000,000.00	13,810,315.00	15,000,000.00	15,000,000.00	(1,189,685.00)
3130AMK87	FEDERAL HOME LOAN BANKS	1.050	90.9069	05/26/2026	15,000,000.00	13,635,135.00	15,000,000.00	15,000,000.00	(1,364,865.00)
3133EMK66	FEDERAL FARM CREDIT BANKS FUNDING CORP	0.200	99.0513	06/15/2023	15,000,000.00	14,857,695.00	15,000,000.00	15,000,000.00	(142,305.00)
3131EMLP5	FEDERAL FARM CREDIT BANKS FUNDING CORP	0.320	93.2035	12/23/2024	15,000,000.00	13,980,525.00	15,000,000.00	15,000,000.00	(1,019,475.00)
3130AK1B0	FEDERAL HOME LOAN BANKS	0.260	94.5712	06/28/2024	15,000,000.00	14,185,680.00	15,000,000.00	15,000,000.00	(814,320.00)
3130AKK72	FEDERAL HOME LOAN BANKS	0.270	95.5595	03/28/2024	15,000,000.00	14,333,925.00	15,000,000.00	15,000,000.00	(666,075.00)
3134GW4M6	FEDERAL HOME LOAN MORTGAGE CORP	4.420	96.4944	01/24/2024	15,000,000.00	14,474,160.00	15,000,000.00	15,000,000.00	(525,840.00)
3130AMT55	FEDERAL HOME LOAN BANKS	1.050	90.6999	06/26/2026	15,000,000.00	13,604,985.00	15,000,000.00	15,000,000.00	(1,395,015.00)
3135GA489	FEDERAL NATIONAL MORTGAGE ASSOCIATION	0.420	94.3127	08/23/2024	15,000,000.00	14,146,905.00	15,000,000.00	15,000,000.00	(853,095.00)
3130ALEM2	FEDERAL HOME LOAN BANKS	0.790	90.7223	02/25/2026	15,000,000.00	13,608,345.00	15,000,000.00	15,000,000.00	(1,391,655.00)
3135GA322	FEDERAL NATIONAL MORTGAGE ASSOCIATION	0.600	91.0568	11/25/2025	15,000,000.00	13,658,520.00	15,000,000.00	15,000,000.00	(1,341,480.00)
3136G4C27	FEDERAL NATIONAL MORTGAGE ASSOCIATION	0.700	92.2261	07/29/2025	15,000,000.00	13,833,915.00	15,000,000.00	15,000,000.00	(1,166,085.00)
3134GW4T9	FEDERAL HOME LOAN MORTGAGE CORP	0.510	93.4769	01/29/2025	15,000,000.00	14,021,385.00	15,000,000.00	15,000,000.00	(978,615.00)
3130AM52	FEDERAL HOME LOAN BANKS	1.000	90.6000	06/08/2026	15,000,000.00	13,800,770.00	15,000,000.00	15,000,000.00	(1,199,230.00)
3134GW4L0	FEDERAL HOME LOAN MORTGAGE CORP	0.500	95.4700	04/29/2024	15,000,000.00	14,320,500.00	15,000,000.00	15,000,000.00	(679,500.00)
3134VE915	FEDERAL HOME LOAN MORTGAGE CORP	0.650	92.8063	06/09/2025	15,000,000.00	13,920,945.00	15,000,000.00	15,000,000.00	(1,079,055.00)
3136G4Y01	FEDERAL NATIONAL MORTGAGE ASSOCIATION	0.730	92.3895	07/15/2025	15,000,000.00	13,858,425.00	15,000,000.00	15,000,000.00	(1,141,575.00)
3134GW212	FEDERAL HOME LOAN MORTGAGE CORP	0.475	92.0625	03/24/2025	15,000,000.00	13,890,375.00	15,000,000.00	15,000,000.00	(1,109,625.00)
3134GWL18	FEDERAL HOME LOAN MORTGAGE CORP	0.540	91.5179	09/15/2025	15,000,000.00	13,727,685.00	15,000,000.00	15,000,000.00	(1,272,315.00)
3134GVX31	FEDERAL HOME LOAN MORTGAGE CORP	3.001	97.5467	09/23/2024	15,000,000.00	14,945,175.00	15,000,000.00	15,000,000.00	(56,825.00)
3130ASH44	FEDERAL HOME LOAN BANKS	4.700	98.7661	06/30/2027	15,000,000.00	14,712,915.00	15,000,000.00	15,000,000.00	(287,085.00)
3130ATE26	FEDERAL HOME LOAN BANKS	4.200	99.6292	09/20/2023	15,000,000.00	14,944,380.00	15,000,000.00	15,000,000.00	(55,620.00)
3130ATE10	FEDERAL HOME LOAN BANKS	4.250	97.7619	09/30/2027	15,000,000.00	14,664,285.00	15,000,000.00	15,000,000.00	(335,715.00)
3134GYC26	FEDERAL HOME LOAN MORTGAGE CORP	4.800	99.9871	12/29/2027	15,000,000.00	14,998,065.00	15,000,000.00	15,000,000.00	(1,935.00)
3134GYC75	FEDERAL HOME LOAN MORTGAGE CORP	4.800	99.9634	12/30/2027	15,000,000.00	14,994,510.00	15,000,000.00	15,000,000.00	(5,490.00)
3130AUNEO	FEDERAL HOME LOAN BANKS	4.750	99.9506	06/26/2023	15,000,000.00	14,992,590.00	15,000,000.00	15,000,000.00	(7,410.00)
3134GVY99	FEDERAL HOME LOAN MORTGAGE CORP	5.050	99.6345	08/01/2026	15,000,000.00	14,945,175.00	15,000,000.00	15,000,000.00	(56,825.00)
3133ESN63	FEDERAL FARM CREDIT BANKS FUNDING CORP	4.252	101.9394	10/27/2027	15,000,000.00	15,240,910.00	15,082,290.00	15,075,466.39	215,443.61
3130ALY16	FEDERAL HOME LOAN BANKS	3.157	100.7037	03/04/2026	16,160,000.00	14,657,717.92	14,879,966.40	15,114,035.28	(456,317.36)
3130AUT54	FEDERAL HOME LOAN BANKS	4.016	101.8702	12/10/2027	15,000,000.00	15,280,530.00	15,141,209.61	15,141,209.61	146,320.39
3133L3E32	FEDERAL FARM CREDIT BANKS FUNDING CORP	0.320	98.3993	08/10/2023	15,945,000.00	15,689,768.39	15,945,000.00	15,945,000.00	(255,231.62)
3133EN5N6	FEDERAL FARM CREDIT BANKS FUNDING CORP	3.757	100.8208	01/06/2028	18,000,000.00	18,147,744.00	18,194,400.00	18,192,923.60	(40,479.60)
3130ALG17	FEDERAL HOME LOAN BANKS	3.010	91.1018	03/23/2026	19,500,000.00	17,764,851.00	18,092,685.00	18,405,757.22	(640,906.22)
3134GW4C7	FEDERAL HOME LOAN MORTGAGE CORP	3.092	99.0858	10/27/2026	20,000,000.00	17,817,160.00	18,176,815.16	18,176,815.16	(363,655.16)
3134GW4C7	FEDERAL HOME LOAN MORTGAGE CORP	3.092	99.0858	10/27/2026	20,000,000.00	17,817,160.00	18,124,000.00	18,510,839.42	(693,679.42)
3130ALE22	FEDERAL HOME LOAN BANKS	3.001	89.2791	02/24/2027	20,000,000.00	17,855,820.00	18,320,000.00	18,567,324.96	(711,504.96)
3130ALG17	FEDERAL HOME LOAN BANKS	1.000	91.1018	03/23/2026	19,500,000.00	17,764,851.00	19,500,000.00	19,500,000.00	(1,735,149.00)
3130ALG17	FEDERAL HOME LOAN BANKS	1.000	91.1018	03/23/2026	19,500,000.00	17,764,851.00	19,500,000.00	19,500,000.00	(1,735,149.00)
3130AQH55	FEDERAL HOME LOAN BANKS	2.086	91.5958	01/28/2027	20,000,000.00	18,319,160.00	19,440,000.00	19,720,244.58	(1,401,084.58)
3130APX18	FEDERAL HOME LOAN BANKS	2.589	97.4160	11/27/2023	20,000,000.00	19,483,200.00	19,477,000.00	19,771,366.12	(258,166.12)
3133ENR33	FEDERAL FARM CREDIT BANKS FUNDING CORP	1.764	97.0524	03/14/2024	20,000,000.00	19,410,480.00	19,410,480.00	19,974,102.33	(563,622.33)
3130APB17	FEDERAL HOME LOAN BANKS	0.590	91.9441	09/30/2024	20,000,000.00	18,538,820.00	19,983,000.00	19,994,000.00	(1,155,180.00)
3133EMK81	FEDERAL FARM CREDIT BANKS FUNDING CORP	0.235	96.7728	12/1/2023	20,000,000.00	19,354,560.00	19,985,000.00	19,969,360.60	(641,809.60)
3130APW11	FEDERAL HOME LOAN BANKS	1.503	91.0617	11/24/2026	20,000,000.00	18,212,340.00	19,997,801.54	19,997,801.54	(1,785,461.54)
3130ATE10	FEDERAL HOME LOAN BANKS	3.702	96.5147	09/27/2027	20,000,000.00	19,902,940.00	19,998,000.00	19,998,203.72	(95,263.72)
3135GA5A5	FEDERAL NATIONAL MORTGAGE ASSOCIATION	0.350	96.0055	02/23/2024	20,000,000.00	19,201,100.00	20,000,000.00	20,000,000.00	(798,900.00)
3135GA4P3	FEDERAL NATIONAL MORTGAGE ASSOCIATION	0.650	91.2317	11/18/2025	20,000,000.00	18,246,340.00	20,000,000.00	20,000,000.00	(1,753,660.00)
3130ATB19	FEDERAL HOME LOAN BANKS	3.700	99.3938	09/27/2023	20,000,000.00	19,478,760.00	20,000,000.00	20,000,000.00	(1,211,240.00)
3130AYB82	FEDERAL HOME LOAN BANKS	5.514	100.0672	04/01/2024	20,000,000.00	20,013,440.00	20,000,000.00	20,000,000.00	13,440.00
3135ENY82	FEDERAL FARM CREDIT BANKS FUNDING CORP	3.629	96.9978	07/27/2026	20,000,000.00	19,599,560.00	20,060,000.00	20,419,338.84	(619,778.84)
3133EN5N6	FEDERAL FARM CREDIT BANKS FUNDING CORP	3.713	100.8208	01/06/2028	20,000,000.00	20,164,160.00	20,256,600.00	20,247,913.76	(83,757.76)
3133EN5S0	FEDERAL FARM CREDIT BANKS FUNDING CORP	4.231	101.2623	10/14/2027	23,775,000.00	24,075,111.83	23,662,710.68	23,673,103.28	402,008.54
3130ALCV4	FEDERAL HOME LOAN BANKS	2.112	90.6480	02/24/2026	25,000,000.00	22,662,100.00	23,715,250.00	24,058,205.39	(1,396,105.39)
3133ENH11	FEDERAL FARM CREDIT BANKS FUNDING CORP	4.080	100.8052	11/29/2027	25,000,000.00	25,201,300.00	24,916,161.75	24,916,199.81	258,900.19
3133ENH11	FEDERAL FARM CREDIT BANKS FUNDING CORP	4.077	100.8052	11/29/2027	25,000,000.00	25,201,300.00	24,916,161.75	24,919,769.67	284,607.92
3133ENH11	FEDERAL FARM CREDIT BANKS FUNDING CORP	4.061	100.8052	11/29/2027	25,000,000.00	25,201,300.00	24,916,161.75	24,916,114.18	265,185.82
3130ALF17	FEDERAL HOME LOAN BANKS	0.701	92.9783	03/17/2025	25,000,000.00	23,244,575.00	24,950,000.00	24,975,103.24	(1,730,528.24)
3130AQF57	FEDERAL HOME LOAN BANKS	0.736	97.0160	12/22/2023	25,000,000.00	24,254,000.00	24,940,034.25	24,980,034.25	(726,034.25)
3130ALM92	FEDERAL HOME LOAN BANKS	4.447	99.8812	01/19/2024	25,000,000.00	24,970,300.00	24,976,525.00	24,981,155.68	(10,855.68)
3130AUE67	FEDERAL HOME LOAN BANKS	4.838	99.8894	12/27/2023	25,000,000.00	24,972,350.00	24,978,194.21	24,978,194.21	(11,844.21)
3130AUV10	FEDERAL HOME LOAN BANKS	5.047	100.0492	11/01/2023	25,000,000.00	25,012,300.00	24,993,750.00	24,994,815.89	17,484.11
3131EPC89	FEDERAL FARM CREDIT BANKS FUNDING CORP	5.116	100.2504	02/28/2024	25,000,000.00	25,062,600.00	24,985,600.00	24,985,600.00	77,000.00
3130ATR18	FEDERAL HOME LOAN BANKS	4.680	99.8824	08/15/2023	25,000,000.00	24,970,850.00	24,995,750.00	24,998,040.68	(27,190.68)
3133EMT82	FEDERAL FARM CREDIT BANKS FUNDING CORP	0.307	95.7931	03/18/2024	25,000,000.00	23,948,275.00	24,944,675.00	24,998,277.05	(1,050,002.05)
3130AQI22	FEDERAL HOME LOAN BANKS	1.000	95.4468	06/28/2024	25,000,000.00	23,861,700.00	25,000,000.00	25,000,000.00	(1,138,300.00)
3130AQY19	FEDERAL HOME LOAN BANKS	1.500	90.8329	12/30/2026	25,000,000.00	22,708,225.00	25,000,000.00	25,000,000.00	(2,291,775.00)
3130ALH74	FEDERAL HOME LOAN BANKS	0.510	94.1088	09/30/2024	25,000,000.00	23,527,200.00	25,000,000.00</		

313385P67	FEDERAL HOME LOAN BANKS	1.511	99.9896	11/16/2022	0.00	0.00	0.00	0.00	0.00	0.00
313385M40	FEDERAL HOME LOAN BANKS	1.379	100.0000	10/31/2022	0.00	0.00	0.00	0.00	0.00	0.00
313385R24	FEDERAL HOME LOAN BANKS	1.552	99.9895	11/28/2022	0.00	0.00	0.00	0.00	0.00	0.00
313385K58	FEDERAL HOME LOAN BANKS	1.358	99.9917	10/17/2022	0.00	0.00	0.00	0.00	0.00	0.00
313384B84	FEDERAL HOME LOAN BANKS	2.484	99.9883	01/26/2023	0.00	0.00	0.00	0.00	0.00	0.00
313384BG3	FEDERAL HOME LOAN BANKS	2.484	99.9882	01/31/2023	0.00	0.00	0.00	0.00	0.00	0.00
313384D35	FEDERAL HOME LOAN BANKS	3.102	99.9875	01/25/2023	0.00	0.00	0.00	0.00	0.00	0.00
313384B46	FEDERAL HOME LOAN BANKS	4.108	99.9883	01/25/2023	0.00	0.00	0.00	0.00	0.00	0.00
313384A75	FEDERAL HOME LOAN BANKS	4.117	99.9882	01/23/2023	0.00	0.00	0.00	0.00	0.00	0.00
313385V29	FEDERAL HOME LOAN BANKS	3.926	99.7556	12/30/2022	0.00	0.00	0.00	0.00	0.00	0.00
313385V29	FEDERAL HOME LOAN BANKS	3.946	99.7556	12/30/2022	0.00	0.00	0.00	0.00	0.00	0.00
313385V29	FEDERAL HOME LOAN BANKS	3.946	99.7556	12/30/2022	0.00	0.00	0.00	0.00	0.00	0.00
313384A17	FEDERAL HOME LOAN BANKS	4.155	99.9884	01/19/2023	0.00	0.00	0.00	0.00	0.00	0.00
313384C2	FEDERAL HOME LOAN BANKS	4.401	99.9977	02/24/2023	0.00	0.00	0.00	0.00	0.00	0.00
313384E33	FEDERAL HOME LOAN BANKS	4.560	99.5891	04/28/2023	0.00	0.00	0.00	0.00	0.00	0.00
313384E08	FEDERAL HOME LOAN BANKS	4.595	99.6405	04/21/2023	0.00	0.00	0.00	0.00	0.00	0.00
313384B93	FEDERAL HOME LOAN BANKS	4.209	99.9879	02/07/2023	0.00	0.00	0.00	0.00	0.00	0.00
313384F17	FEDERAL HOME LOAN BANKS	4.676	99.4595	05/08/2023	0.00	0.00	0.00	0.00	0.00	0.00
313384B03	FEDERAL HOME LOAN BANKS	4.058	99.9882	01/31/2023	0.00	0.00	0.00	0.00	0.00	0.00
313384C2	FEDERAL HOME LOAN BANKS	4.516	99.9874	01/01/2023	0.00	0.00	0.00	0.00	0.00	0.00
313384F0	FEDERAL HOME LOAN BANKS	4.825	99.4326	05/10/2023	0.00	0.00	0.00	0.00	0.00	0.00
313384E20	FEDERAL HOME LOAN BANKS	4.528	99.6541	04/20/2023	0.00	0.00	0.00	0.00	0.00	0.00
313384E20	FEDERAL HOME LOAN BANKS	4.783	99.4326	05/17/2023	4,000,000.00	3,977,304.00	3,952,487.89	3,975,982.89	1,321.11	15,656.67
313384E20	FEDERAL HOME LOAN BANKS	4.992	97.0212	11/15/2023	5,000,000.00	4,816,483.33	4,816,483.33	4,816,483.33	4,326.67	15,623.33
313384E20	FEDERAL HOME LOAN BANKS	4.792	96.6527	07/14/2023	5,000,000.00	4,932,635.00	4,904,245.83	4,932,255.55	379.45	15,623.33
313396T7C	FEDERAL HOME LOAN MORTGAGE CORP	4.982	95.8589	02/15/2024	10,000,000.00	9,588,990.00	9,513,333.33	9,573,333.33	15,656.67	15,623.33
313396T89	FEDERAL HOME LOAN MORTGAGE CORP	4.981	95.9029	02/14/2024	10,000,000.00	9,590,290.00	9,514,666.67	9,574,666.67	15,656.67	15,623.33
313384R50	FEDERAL HOME LOAN BANKS	5.024	96.3132	01/12/2024	10,000,000.00	9,631,320.00	9,554,069.44	9,614,694.44	16,625.56	16,625.56
313384R50	FEDERAL HOME LOAN BANKS	5.024	96.3132	01/12/2024	10,000,000.00	9,631,320.00	9,554,069.44	9,614,694.44	16,625.56	16,625.56
313384P28	FEDERAL HOME LOAN BANKS	4.828	97.0212	11/15/2023	10,000,000.00	9,702,120.00	9,624,300.00	9,701,600.00	(1,480.00)	16,625.56
313384M14	FEDERAL HOME LOAN BANKS	4.960	97.4342	10/13/2023	10,000,000.00	9,743,420.00	9,678,666.67	9,738,916.67	4,501.33	16,625.56
313384M14	FEDERAL HOME LOAN BANKS	4.960	97.4342	10/13/2023	10,000,000.00	9,743,420.00	9,678,666.67	9,738,916.67	4,501.33	16,625.56
313384L14	FEDERAL HOME LOAN BANKS	4.801	97.8018	09/15/2023	10,000,000.00	9,780,180.00	9,688,666.67	9,783,364.12	3,773.33	16,625.56
313384L12	FEDERAL HOME LOAN BANKS	5.067	97.9926	09/01/2023	10,000,000.00	9,799,760.00	9,747,511.11	9,790,050.00	9,210.00	16,625.56
313384L12	FEDERAL HOME LOAN BANKS	5.082	98.0192	08/08/2023	10,000,000.00	9,801,920.00	9,749,497.22	9,792,165.28	9,754.72	16,625.56
313384L12	FEDERAL HOME LOAN BANKS	4.802	96.2224	08/15/2023	10,000,000.00	9,822,240.00	9,727,000.00	9,823,200.00	(960.00)	16,625.56
313384V10	FEDERAL HOME LOAN BANKS	5.003	98.4115	08/01/2023	10,000,000.00	9,841,150.00	9,792,175.33	9,834,283.33	6,866.67	16,625.56
313384C2	FEDERAL HOME LOAN BANKS	4.792	96.6527	07/14/2023	10,000,000.00	9,865,270.00	9,808,491.67	9,864,511.11	758.89	16,625.56
313388J21	FEDERAL NATIONAL MORTGAGE ASSOCIATION	4.791	98.6951	07/11/2023	10,000,000.00	9,869,510.00	9,812,400.00	9,868,419.44	1,090.56	16,625.56
313384F07	FEDERAL HOME LOAN BANKS	4.821	99.4584	05/15/2023	10,000,000.00	9,945,840.00	9,901,250.00	9,942,066.67	3,773.33	16,625.56
313384L12	FEDERAL HOME LOAN BANKS	4.829	97.8417	09/12/2023	12,500,000.00	12,240,215.56	12,126,257.12	12,232,361.11	(12,418.11)	16,625.56
313384J27	FEDERAL HOME LOAN BANKS	4.806	98.7198	08/08/2023	12,500,000.00	12,296,475.00	12,190,590.28	12,296,440.97	34.03	16,625.56
313384R50	FEDERAL HOME LOAN BANKS	5.024	96.3132	01/12/2024	15,000,000.00	14,446,980.00	14,331,104.17	14,422,041.67	24,938.33	16,625.56
313384N54	FEDERAL HOME LOAN BANKS	5.147	97.1937	11/01/2023	15,000,000.00	14,579,055.00	14,490,093.75	14,554,612.50	24,442.50	16,625.56
313384M77	FEDERAL HOME LOAN BANKS	4.821	97.2599	10/27/2023	15,000,000.00	14,588,985.00	14,473,500.00	14,592,450.00	(3,465.00)	16,625.56
313384L12	FEDERAL HOME LOAN BANKS	5.067	97.9926	09/01/2023	15,000,000.00	14,698,890.00	14,621,266.67	14,685,075.00	13,815.00	16,625.56
313384L12	FEDERAL HOME LOAN BANKS	4.786	97.9926	09/01/2023	15,000,000.00	14,698,890.00	14,561,125.00	14,702,925.00	(4,015.00)	16,625.56
313384F07	FEDERAL HOME LOAN BANKS	4.785	98.2284	08/15/2023	15,000,000.00	14,713,360.00	14,595,700.00	14,735,650.00	(2,290.00)	16,625.56
313384F07	FEDERAL HOME LOAN BANKS	4.772	98.8069	07/03/2023	15,000,000.00	14,820,090.00	14,679,281.25	14,819,231.25	855.75	16,625.56
313384F07	FEDERAL HOME LOAN BANKS	4.821	99.4584	05/15/2023	15,000,000.00	14,918,760.00	14,851,875.00	14,913,100.00	5,660.00	16,625.56
313384F07	FEDERAL HOME LOAN BANKS	2.015	99.3552	05/23/2023	17,189,000.00	17,078,165.33	16,847,232.55	17,139,218.75	(6,015.22)	16,625.56
313384F07	FEDERAL HOME LOAN BANKS	4.773	99.4982	05/12/2023	22,300,000.00	22,188,098.60	22,050,153.28	22,180,887.03	7,211.57	16,625.56
313384Q14	FEDERAL HOME LOAN BANKS	5.184	96.3392	01/10/2024	25,000,000.00	24,084,800.00	23,905,156.25	24,012,902.78	71,897.22	16,625.56
313384P15	FEDERAL HOME LOAN BANKS	4.796	96.6619	11/20/2023	25,000,000.00	24,240,475.00	24,012,937.50	24,248,413.19	(8,450.00)	16,625.56
313384P28	FEDERAL HOME LOAN BANKS	4.799	97.0212	11/15/2023	25,000,000.00	24,255,700.00	24,025,020.83	24,383,750.00	(14,253.78)	16,625.56
313384M19	FEDERAL HOME LOAN BANKS	4.780	97.6101	09/29/2023	25,000,000.00	24,402,525.00	24,117,111.11	24,416,777.78	(14,253.78)	16,625.56
313384L12	FEDERAL HOME LOAN BANKS	4.778	97.7218	09/21/2023	25,000,000.00	24,430,450.00	24,139,667.50	24,436,667.50	(12,106.10)	16,625.56
313384L14	FEDERAL HOME LOAN BANKS	4.776	97.8018	09/15/2023	25,000,000.00	24,450,450.00	24,159,000.00	24,461,888.89	(11,438.89)	16,625.56
313384L12	FEDERAL HOME LOAN BANKS	4.773	97.9128	09/07/2023	25,000,000.00	24,478,200.00	24,184,777.78	24,487,666.67	(9,466.67)	16,625.56
313384L12	FEDERAL HOME LOAN BANKS	4.786	97.9926	09/01/2023	25,000,000.00	24,496,150.00	24,201,875.00	24,504,875.00	(8,725.00)	16,625.56
313384L12	FEDERAL HOME LOAN BANKS	4.644	98.2284	08/15/2023	25,000,000.00	24,501,360.00	24,271,666.67	24,504,875.00	(18,927.78)	16,625.56
313384L12	FEDERAL HOME LOAN BANKS	4.772	98.8069	07/03/2023	25,000,000.00	24,801,475.00	24,041,666.67	24,577,777.78	(7,602.78)	16,625.56
313384D10	FEDERAL HOME LOAN BANKS	4.775	98.1152	08/08/2023	25,000,000.00	24,578,800.00	24,165,444.44	24,584,333.33	(5,533.33)	16,625.56
313384V10	FEDERAL HOME LOAN BANKS	4.797	98.4115	08/01/2023	25,000,000.00	24,602,875.00	24,363,000.00	24,603,500.00	(625.00)	16,625.56
313384F19	FEDERAL HOME LOAN BANKS	4.718	98.9370	06/23/2023	25,000,000.00	24,734,250.00	24,430,150.00	24,734,284.72	(34.72)	16,625.56
313384G11	FEDERAL HOME LOAN BANKS	4.725	99.0461	06/15/2023	25,000,000.00	24,761,525.00	24,521,440.97	24,759,114.58	2,410.42	16,625.56
313384G15	FEDERAL HOME LOAN BANKS	4.429	99.1822	06/05/2023	25,000,000.00	24,795,550.00	24,310,000.00	24,805,000.00	(9,450.00)	16,625.56
313384G18	FEDERAL HOME LOAN BANKS	4.674	99.2504	05/11/2023	25,000,000.00	24,815,200.00	24,583,906.25	24,809,375.00	3,225.00	16,625.56
313384G18	FEDERAL HOME LOAN BANKS	4.674	99.2504	05/11/2023	25,000,000.00	24,812,600.00	24,513,906.25	24,809,375.00	3,225.00	16,625.56
313384G18	FEDERAL HOME LOAN BANKS	4.674	99.2504	05/11/2023	25,000,000.00	24,812,600.00	24,513,906.25	24,809,375.00	3,225.00	16,625.56
313384G18	FEDERAL HOME LOAN BANKS	4.679	99.2633	05/30/2023	25,000,000.00	24,815,825.00	24,513,375.00	24,813,347.22	3,477.78	16,625.56
313384F07	FEDERAL HOME LOAN BANKS	4.644	99.4584	05/15/2023	25,000,000.00	24,864,600.00	24,560,798.61	24,860,972.22	(16,844.45)	16,625.56
313384F07	FEDERAL HOME LOAN BANKS	3.969	99.4584	05/15/2023	25,000,000.00	24,864,600.00	24,361,416.67	24,881,444.45	(15,811.94)	16,625.56
313384F07	FEDERAL HOME LOAN BANKS	1.938	99.4982	05/12/2023	25,000,000.00	24,874,550.00	24,361,000.94	24,890,381.94	(17,783.33)	16,625.56
313384F07	FEDERAL HOME LOAN BANKS	1.722	99.8722	04/11/2023	25,000,000.00	24,966,050.00	24,569,097.22	24,985,833.33	(17,783.33)	16,625.56
313384G19	FEDERAL HOME LOAN BANKS	4.244	99.0612	06/11/2023	30,000,000.00	29,718,360.00	29,151,300.00	29,744,700.00	(26,340.00)	16,625.56
313384L14	FEDERAL HOME LOAN BANKS	4.903	98.4445	07/28/2023	34,000,000.00	33,477,930.00	33,192,533.33	33,465,066.66	12,863.34	16,625.56
313384L14	FEDERAL HOME LOAN BANKS	5.103	96.0967	01/30/2024	50,000,000.00	48,048,350.00	47,656,166.67	47,922,666.67	(125,683.33)	16,625.56
313384L15	FEDERAL HOME LOAN BANKS	4.539	97.3468	10/20/2023	50,000,000.00	48,673,400.00	47,823,291.67	48,768,361.11	(94,961.11)	16,625.56
313384L16	FEDERAL HOME LOAN BANKS	4.715	98.8689	06/25/2023	50,000,000.00	49,434,450.00	48,602,354.17	49,438,358.89	(1,938.89)	16,625.56
313384Q06	FED									

0530A3GK8	Automatic Data Processing, Inc.	1,556	100,000	07/19/2022	0.00	0.00	0.00	0.00	0.00
63763QJL2	National Securities Clearing Corporation	2,267	100,000	09/20/2022	0.00	0.00	0.00	0.00	0.00
63763QJL4	National Securities Clearing Corporation	2,267	100,000	09/19/2022	0.00	0.00	0.00	0.00	0.00
63763QJL2	National Securities Clearing Corporation	2,267	100,000	09/20/2022	0.00	0.00	0.00	0.00	0.00
19416GU2	Colgate-Palmolive Company	1,536	100,000	07/28/2022	0.00	0.00	0.00	0.00	0.00
19416GU2	Colgate-Palmolive Company	1,576	100,000	07/28/2022	0.00	0.00	0.00	0.00	0.00
0530A3GR3	Automatic Data Processing, Inc.	1,526	100,000	07/25/2022	0.00	0.00	0.00	0.00	0.00
0530A3GR3	Automatic Data Processing, Inc.	1,526	100,000	07/25/2022	0.00	0.00	0.00	0.00	0.00
63763QJL3	National Securities Clearing Corporation	2,062	100,000	08/08/2022	0.00	0.00	0.00	0.00	0.00
6698M5H44	Novartis Finance Corporation	1,909	100,000	08/04/2022	0.00	0.00	0.00	0.00	0.00
6698M5H44	Novartis Finance Corporation	1,909	100,000	08/04/2022	0.00	0.00	0.00	0.00	0.00
7426M5KX1	Private Export Funding Corporation	2,524	100,000	10/31/2022	0.00	0.00	0.00	0.00	0.00
0530A3H43	Automatic Data Processing, Inc.	2,313	100,000	08/04/2022	0.00	0.00	0.00	0.00	0.00
63763QJ73	National Securities Clearing Corporation	2,366	100,000	09/07/2022	0.00	0.00	0.00	0.00	0.00
0530A3HB7	Automatic Data Processing, Inc.	2,303	100,000	08/11/2022	0.00	0.00	0.00	0.00	0.00
63763QJ25	National Securities Clearing Corporation	2,491	100,000	10/18/2022	0.00	0.00	0.00	0.00	0.00
4664QP0H8	J.P. Morgan Securities LLC	1,563	100,000	02/17/2023	0.00	0.00	0.00	0.00	0.00
63763QJ12	National Securities Clearing Corporation	2,438	100,000	09/28/2022	0.00	0.00	0.00	0.00	0.00
0530A3HR2	Automatic Data Processing, Inc.	2,303	100,000	08/25/2022	0.00	0.00	0.00	0.00	0.00
0530A3HR2	Automatic Data Processing, Inc.	2,303	100,000	08/25/2022	0.00	0.00	0.00	0.00	0.00
0530A3HR2	Automatic Data Processing, Inc.	2,303	100,000	08/25/2022	0.00	0.00	0.00	0.00	0.00
7426M5Q31	Private Export Funding Corporation	3,274	100,000	10/31/2022	0.00	0.00	0.00	0.00	0.00
0530A3HV3	Automatic Data Processing, Inc.	2,313	100,000	08/29/2022	0.00	0.00	0.00	0.00	0.00
0530A3H27	Automatic Data Processing, Inc.	2,313	100,000	08/02/2022	0.00	0.00	0.00	0.00	0.00
63763QKX4	National Securities Clearing Corporation	2,674	100,000	10/31/2022	0.00	0.00	0.00	0.00	0.00
0530A3J66	Automatic Data Processing, Inc.	2,303	100,000	09/06/2022	0.00	0.00	0.00	0.00	0.00
03785EKD5	Apple Inc.	2,721	100,000	10/13/2022	0.00	0.00	0.00	0.00	0.00
03785EKD5	Apple Inc.	2,721	100,000	10/13/2022	0.00	0.00	0.00	0.00	0.00
93114FKB9	Walmart Inc.	2,782	100,000	10/11/2022	0.00	0.00	0.00	0.00	0.00
6698M5S59	Novartis Finance Corporation	2,567	100,000	09/28/2022	0.00	0.00	0.00	0.00	0.00
91411UJ78	University of California	2,436	100,000	09/29/2022	0.00	0.00	0.00	0.00	0.00
91411UJ73	University of California	2,436	100,000	09/27/2022	0.00	0.00	0.00	0.00	0.00
03785EKD5	Apple Inc.	2,721	100,000	10/13/2022	0.00	0.00	0.00	0.00	0.00
77119MJK4	Roche Holdings, Inc.	2,263	100,000	09/19/2022	0.00	0.00	0.00	0.00	0.00
03785EKD5	Apple Inc.	2,721	100,000	10/13/2022	0.00	0.00	0.00	0.00	0.00
03785EKD5	Apple Inc.	2,721	100,000	10/13/2022	0.00	0.00	0.00	0.00	0.00
0530A3J85	Automatic Data Processing, Inc.	2,313	100,000	09/19/2022	0.00	0.00	0.00	0.00	0.00
63763QJ06	National Securities Clearing Corporation	3,131	100,000	11/09/2022	0.00	0.00	0.00	0.00	0.00
77119MK22	Roche Holdings, Inc.	2,700	100,000	10/11/2022	0.00	0.00	0.00	0.00	0.00
0530A3JL3	Automatic Data Processing, Inc.	2,313	100,000	09/20/2022	0.00	0.00	0.00	0.00	0.00
63763QJL0	National Securities Clearing Corporation	3,184	100,000	11/23/2022	0.00	0.00	0.00	0.00	0.00
6698M5JU4	Novartis Finance Corporation	3,023	100,000	09/28/2022	0.00	0.00	0.00	0.00	0.00
63763QJ15	National Securities Clearing Corporation	3,063	100,000	11/14/2022	0.00	0.00	0.00	0.00	0.00
0530A3J76	Automatic Data Processing, Inc.	3,074	100,000	09/27/2022	0.00	0.00	0.00	0.00	0.00
63763QJ94	National Securities Clearing Corporation	3,590	100,000	01/09/2023	0.00	0.00	0.00	0.00	0.00
0530A3K49	Automatic Data Processing, Inc.	3,074	100,000	10/04/2022	0.00	0.00	0.00	0.00	0.00
63763QJ37	National Securities Clearing Corporation	3,649	100,000	01/03/2023	0.00	0.00	0.00	0.00	0.00
63763QJN9	National Securities Clearing Corporation	3,702	100,000	01/11/2023	0.00	0.00	0.00	0.00	0.00
03785EJ2	Apple Inc.	3,180	100,000	11/14/2022	0.00	0.00	0.00	0.00	0.00
63763QJL4	National Securities Clearing Corporation	3,283	100,000	11/15/2022	0.00	0.00	0.00	0.00	0.00
0530A3K11	Automatic Data Processing, Inc.	3,074	100,000	10/12/2022	0.00	0.00	0.00	0.00	0.00
0530A3K11	Automatic Data Processing, Inc.	3,074	100,000	10/12/2022	0.00	0.00	0.00	0.00	0.00
63763QJ94	National Securities Clearing Corporation	3,964	100,000	02/08/2023	0.00	0.00	0.00	0.00	0.00
74271UNB2	The Procter & Gamble Company	3,752	100,000	01/11/2023	0.00	0.00	0.00	0.00	0.00
7426M5N33	Private Export Funding Corporation	4,030	100,000	01/17/2023	0.00	0.00	0.00	0.00	0.00
6698M5L4	Novartis Finance Corporation	3,433	100,000	11/15/2022	0.00	0.00	0.00	0.00	0.00
6698M5L7	Novartis Finance Corporation	3,423	100,000	11/14/2022	0.00	0.00	0.00	0.00	0.00
6698M5L39	Novartis Finance Corporation	3,506	100,000	11/21/2022	0.00	0.00	0.00	0.00	0.00
4664QP0H7	J.P. Morgan Securities LLC	4,679	100,000	02/23/2023	0.00	0.00	0.00	0.00	0.00
21687BKQ3	Rabobank Nederland - New York Branch	3,064	100,000	10/24/2022	0.00	0.00	0.00	0.00	0.00
0530A3KQ0	Automatic Data Processing, Inc.	3,084	100,000	10/24/2022	0.00	0.00	0.00	0.00	0.00
0530A3KQ0	Automatic Data Processing, Inc.	3,084	100,000	10/24/2022	0.00	0.00	0.00	0.00	0.00
03948HK77	Archer-Daniels-Midland Company	3,125	100,000	10/27/2022	0.00	0.00	0.00	0.00	0.00
03948HK59	Archer-Daniels-Midland Company	3,074	100,000	10/26/2022	0.00	0.00	0.00	0.00	0.00
93114FI77	Walmart Inc.	3,249	100,000	11/07/2022	0.00	0.00	0.00	0.00	0.00
0530A3K26	Automatic Data Processing, Inc.	3,084	100,000	10/26/2022	0.00	0.00	0.00	0.00	0.00
93114FI22	Walmart Inc.	3,534	100,000	11/14/2022	0.00	0.00	0.00	0.00	0.00
6698M5L7	Novartis Finance Corporation	3,585	100,000	11/14/2022	0.00	0.00	0.00	0.00	0.00
6698M5L7	Novartis Finance Corporation	3,585	100,000	11/14/2022	0.00	0.00	0.00	0.00	0.00
6698M5L7	Novartis Finance Corporation	3,585	100,000	11/14/2022	0.00	0.00	0.00	0.00	0.00
4664QP0H4	J.P. Morgan Securities LLC	4,056	100,000	01/06/2023	0.00	0.00	0.00	0.00	0.00
8923JHMFS	Toyota Motor Credit Corporation	3,948	100,000	12/15/2022	0.00	0.00	0.00	0.00	0.00
63763QJF1	National Securities Clearing Corporation	4,425	100,000	02/14/2023	0.00	0.00	0.00	0.00	0.00
63763QJ12	National Securities Clearing Corporation	4,191	100,000	01/18/2023	0.00	0.00	0.00	0.00	0.00
03948HL82	Archer-Daniels-Midland Company	3,837	100,000	11/08/2022	0.00	0.00	0.00	0.00	0.00
0530A3L71	Automatic Data Processing, Inc.	3,837	100,000	11/07/2022	0.00	0.00	0.00	0.00	0.00
63763QJ12	National Securities Clearing Corporation	4,211	100,000	01/18/2023	0.00	0.00	0.00	0.00	0.00
0530A3L71	Automatic Data Processing, Inc.	3,837	100,000	11/07/2022	0.00	0.00	0.00	0.00	0.00
03948HL57	Archer-Daniels-Midland Company	3,863	100,000	12/05/2022	0.00	0.00	0.00	0.00	0.00
0530A3L89	Automatic Data Processing, Inc.	3,847	100,000	11/08/2022	0.00	0.00	0.00	0.00	0.00
0530A3L97	Automatic Data Processing, Inc.	3,837	100,000	11/09/2022	0.00	0.00	0.00	0.00	0.00
21687BL90	Rabobank Nederland - New York Branch	3,826	100,000	11/09/2022	0.00	0.00	0.00	0.00	0.00
63763QJ12	National Securities Clearing Corporation	4,231	100,000	01/18/2023	0.00	0.00	0.00	0.00	0.00
21687BLA7	Rabobank Nederland - New York Branch	3,826	100,000	11/10/2022	0.00	0.00	0.00	0.00	0.00
74271UPF1	The Procter & Gamble Company	4,371	100,000	02/15/2023	0.00	0.00	0.00	0.00	0.00
93114FI06	Walmart Inc.	3,820	100,000	11/07/2022	0.00	0.00	0.00	0.00	0.00
03785L1V4	Apple Inc.	3,810	100,000	11/29/2022	0.00	0.00	0.00	0.00	0.00
21687BL13	Rabobank Nederland - New York Branch	3,809	100,000	11/28/2022	0.00	0.00	0.00	0.00	0.00
0530A3L33	Automatic Data Processing, Inc.	3,826	100,000	11/15/2022	0.00	0.00	0.00	0.00	0.00
21687BLF6	Rabobank Nederland - New York Branch	3,826	100,000	11/15/2022	0.00	0.00	0.00	0.00	0.00
0530A3LH9	Automatic Data Processing, Inc.	3,826	100,000	11/17/2022	0.00	0.00	0.00	0.00	0.00
0530A3LJ9	Automatic Data Processing, Inc.	3,826	100,000	11/17/2022	0.00	0.00	0.00	0.00	0.00
0530A3LH9	Automatic Data Processing, Inc.	3,826	100,000	11/17/2022	0.00	0.00	0.00	0.00	0.00
0530A3LM4	Automatic Data Processing, Inc.	3,837	100,000	11/21/2022	0.00	0.00	0.00	0.00	0.00
0530A3LM4	Automatic Data Processing, Inc.	3,837	100,000	11/21/2022	0.00	0.00	0.00	0.00	0.00
0530A3LN6	Automatic Data Processing, Inc.	3,837	100,000	11/22/2022	0.00	0.00	0.00	0.00	0.00
03948HMC2	Archer-Daniels-Midland Company	3,892	100,000	12/12/2022	0.00	0.00	0.00	0.00	0.00
63763QJL7	National Securities Clearing Corporation	4,138	100,000	01/20/2023	0.00	0.00	0.00	0.00	0.00
0530A3LN6	Automatic Data Processing, Inc.	3,837	100,000	11/22/2022	0.00	0.00	0.00	0.00	0.00
6698M5MT3	Novartis Finance Corporation	3,956	100,000	12/27/2022	0.00	0.00	0.00	0.00	0.00
93114FM55	Walmart Inc.	3,840	100,000	12/12/2022	0.00	0.00	0.00	0.00	0.00
8923JHNL4	Toyota Motor Credit Corporation	4,159	100,000	01/20/2023	0.00	0.00	0.00	0.00	0.00
0530A3M62	Automatic Data Processing, Inc.	3,837	100,000	12/06/2022	0.00	0.00	0.00	0.00	0.00
2533JUM83	Credit Agricole Corporate And Investment Bank, New	3,806	100,000	12/08/2022	0.00	0.00	0.00	0.00	0.00
03785EML5	Apple Inc.	3,890	100,000	12/20/2022	0.00	0.00	0.00	0.00	0.00
03785EML5	Apple Inc.	3,890	100,000	12/20/2022	0.00	0.00	0.00	0.00	0.00
14912ENR4	Caterpillar Financial Services Corporation	4,256	100,000	01/25/2023	0.00	0.00	0.00	0.00	0.00
24422MNH0	John Deere Capital Corporation	4,203	100,000	01/17/2023	0.00	0.00	0.00	0.00	0.00
63763QJ52	National Securities Clearing Corporation	4,169	100,000	01/05/2023	0.00	0.00	0.00	0.00	0.00
14912ENR4	Caterpillar Financial Services Corporation	4,256	100,000	01/25/2023	0.00	0.00	0.00	0.00	0.00
14912EMW4	Caterpillar Financial Services Corporation	4,086	100,000	12/30/2022	0.00	0.00	0.00	0.00	0.00
63763QJMU8	National Securities Clearing Corporation	4,147	100,000	12/28/2022	0.00	0.00	0.00	0.	

03948HMU2	Archer-Daniels-Midland Company	4.330	100.0000	12/28/2022	0.00	0.00	0.00	0.00	0.00	0.00
89233HQE7	Toyota Motor Credit Corporation	4.680	100.0000	03/14/2023	0.00	0.00	0.00	0.00	0.00	0.00
03948HMV0	Archer-Daniels-Midland Company	4.381	100.0000	12/29/2022	0.00	0.00	0.00	0.00	0.00	0.00
89233HPU2	Toyota Motor Credit Corporation	4.594	100.0000	02/28/2023	0.00	0.00	0.00	0.00	0.00	0.00
89233HPE8	Toyota Motor Credit Corporation	4.569	100.0000	02/14/2023	0.00	0.00	0.00	0.00	0.00	0.00
23102VP12	Cummins Inc.	4.411	100.0000	02/01/2023	0.00	0.00	0.00	0.00	0.00	0.00
6698MSMT3	Novartis Finance Corporation	4.360	100.0000	12/27/2022	0.00	0.00	0.00	0.00	0.00	0.00
22533UMK6	Credit Agricole Corporate And Investment Bank New	4.317	100.0000	12/19/2022	0.00	0.00	0.00	0.00	0.00	0.00
21687BMK4	Rabobank Nederland - New York Branch	4.337	100.0000	12/19/2022	0.00	0.00	0.00	0.00	0.00	0.00
21687BMK4	Rabobank Nederland - New York Branch	4.337	100.0000	12/19/2022	0.00	0.00	0.00	0.00	0.00	0.00
23102VP61	Cummins Inc.	4.462	100.0000	02/06/2023	0.00	0.00	0.00	0.00	0.00	0.00
23102VP61	Cummins Inc.	4.503	100.0000	02/06/2023	0.00	0.00	0.00	0.00	0.00	0.00
22533UML4	Credit Agricole Corporate And Investment Bank New	4.316	100.0000	12/20/2022	0.00	0.00	0.00	0.00	0.00	0.00
61763QNC7	National Securities Clearing Corporation	4.353	100.0000	01/12/2023	0.00	0.00	0.00	0.00	0.00	0.00
21687BML2	Rabobank Nederland - New York Branch	4.326	100.0000	12/20/2022	0.00	0.00	0.00	0.00	0.00	0.00
22533UML4	Credit Agricole Corporate And Investment Bank New	4.316	100.0000	12/20/2022	0.00	0.00	0.00	0.00	0.00	0.00
22533UML4	Credit Agricole Corporate And Investment Bank New	4.316	100.0000	12/20/2022	0.00	0.00	0.00	0.00	0.00	0.00
23102VP79	Cummins Inc.	4.337	100.0000	12/21/2022	0.00	0.00	0.00	0.00	0.00	0.00
05303JMM7	Automatic Data Processing, Inc.	4.514	100.0000	02/07/2023	0.00	0.00	0.00	0.00	0.00	0.00
23102VP79	Cummins Inc.	4.514	100.0000	02/07/2023	0.00	0.00	0.00	0.00	0.00	0.00
05303JMM7	Automatic Data Processing, Inc.	4.337	100.0000	12/21/2022	0.00	0.00	0.00	0.00	0.00	0.00
22533UMN0	Credit Agricole Corporate And Investment Bank New	4.316	100.0000	12/22/2022	0.00	0.00	0.00	0.00	0.00	0.00
22533UMN0	Credit Agricole Corporate And Investment Bank New	4.316	100.0000	12/22/2022	0.00	0.00	0.00	0.00	0.00	0.00
22533UMN0	Credit Agricole Corporate And Investment Bank New	4.316	100.0000	12/22/2022	0.00	0.00	0.00	0.00	0.00	0.00
22533UMN0	Credit Agricole Corporate And Investment Bank New	4.316	100.0000	12/22/2022	0.00	0.00	0.00	0.00	0.00	0.00
01948HMN8	Archer-Daniels-Midland Company	4.326	100.0000	12/22/2022	0.00	0.00	0.00	0.00	0.00	0.00
21687BMN8	Rabobank Nederland - New York Branch	4.337	100.0000	12/22/2022	0.00	0.00	0.00	0.00	0.00	0.00
22533UMP5	Credit Agricole Corporate And Investment Bank New	4.316	100.0000	12/23/2022	0.00	0.00	0.00	0.00	0.00	0.00
22533UMP5	Credit Agricole Corporate And Investment Bank New	4.316	100.0000	12/23/2022	0.00	0.00	0.00	0.00	0.00	0.00
01948HMU2	Archer-Daniels-Midland Company	4.328	100.0000	12/28/2022	0.00	0.00	0.00	0.00	0.00	0.00
22533UMP5	Credit Agricole Corporate And Investment Bank New	4.316	100.0000	12/23/2022	0.00	0.00	0.00	0.00	0.00	0.00
22533UMP5	Credit Agricole Corporate And Investment Bank New	4.316	100.0000	12/23/2022	0.00	0.00	0.00	0.00	0.00	0.00
21687BMP3	Rabobank Nederland - New York Branch	4.337	100.0000	12/23/2022	0.00	0.00	0.00	0.00	0.00	0.00
6698MSN9	Novartis Finance Corporation	4.355	100.0000	01/23/2023	0.00	0.00	0.00	0.00	0.00	0.00
22533UMT7	Credit Agricole Corporate And Investment Bank New	4.317	100.0000	12/27/2022	0.00	0.00	0.00	0.00	0.00	0.00
21687BMT5	Rabobank Nederland - New York Branch	4.337	100.0000	12/27/2022	0.00	0.00	0.00	0.00	0.00	0.00
22533UMU4	Credit Agricole Corporate And Investment Bank New	4.316	100.0000	12/28/2022	0.00	0.00	0.00	0.00	0.00	0.00
22533UMV2	Credit Agricole Corporate And Investment Bank New	4.316	100.0000	12/29/2022	0.00	0.00	0.00	0.00	0.00	0.00
22533UMV2	Credit Agricole Corporate And Investment Bank New	4.316	100.0000	12/29/2022	0.00	0.00	0.00	0.00	0.00	0.00
22533UMV2	Credit Agricole Corporate And Investment Bank New	4.316	100.0000	12/29/2022	0.00	0.00	0.00	0.00	0.00	0.00
149123NW3	Caterpillar Financial Services Corporation	4.334	100.0000	01/30/2023	0.00	0.00	0.00	0.00	0.00	0.00
63763QP19	National Securities Clearing Corporation	4.354	100.0000	02/01/2023	0.00	0.00	0.00	0.00	0.00	0.00
63763QQG5	National Securities Clearing Corporation	4.469	100.0000	03/16/2023	0.00	0.00	0.00	0.00	0.00	0.00
23102VPN4	Cummins Inc.	4.512	100.0000	02/22/2023	0.00	0.00	0.00	0.00	0.00	0.00
23102VQ11	Cummins Inc.	4.563	100.0000	03/01/2023	0.00	0.00	0.00	0.00	0.00	0.00
23102VPT1	Cummins Inc.	4.593	100.0000	02/27/2023	0.00	0.00	0.00	0.00	0.00	0.00
63763QPM3	National Securities Clearing Corporation	4.530	100.0000	02/21/2023	0.00	0.00	0.00	0.00	0.00	0.00
63763QPM3	National Securities Clearing Corporation	4.530	100.0000	02/21/2023	0.00	0.00	0.00	0.00	0.00	0.00
03948HP39	Archer-Daniels-Midland Company	4.381	100.0000	02/03/2023	0.00	0.00	0.00	0.00	0.00	0.00
22533UNR0	Credit Agricole Corporate And Investment Bank New	4.327	100.0000	01/25/2023	0.00	0.00	0.00	0.00	0.00	0.00
6698MSPD5	Novartis Finance Corporation	4.423	100.0000	02/13/2023	0.00	0.00	0.00	0.00	0.00	0.00
14912EP04	Caterpillar Financial Services Corporation	4.498	100.0000	02/24/2023	0.00	0.00	0.00	0.00	0.00	0.00
03948HQN4	Archer-Daniels-Midland Company	4.608	100.0000	02/27/2023	0.00	0.00	0.00	0.00	0.00	0.00
0530A3Q84	Automatic Data Processing, Inc.	4.592	100.0000	03/08/2023	0.00	0.00	0.00	0.00	0.00	0.00
0530A3Q84	Automatic Data Processing, Inc.	4.592	100.0000	03/08/2023	0.00	0.00	0.00	0.00	0.00	0.00
03785EQT4	Appl. Inc.	4.605	100.0000	03/27/2023	0.00	0.00	0.00	0.00	0.00	0.00
63763QQU4	National Securities Clearing Corporation	4.759	100.0000	03/28/2023	0.00	0.00	0.00	0.00	0.00	0.00
63763QQT7	National Securities Clearing Corporation	4.749	100.0000	03/27/2023	0.00	0.00	0.00	0.00	0.00	0.00
0530A3QF3	Automatic Data Processing, Inc.	4.654	100.0000	03/21/2023	0.00	0.00	0.00	0.00	0.00	0.00
7426M3VF3	Private Export Funding Corporation	4.850	98.2131	08/15/2023	4,000,000.00	3,928,524.56	3,896,524.56	3,928,524.56	3,928,524.56	(10.00)
74271UWJ5	The Procter & Gamble Company	5.075	97.6625	09/18/2023	10,000,000.00	9,766,250.00	9,755,250.00	9,766,250.00	9,766,250.00	0.00
23102S41	Cummins Inc.	4.975	99.5508	05/04/2023	10,000,000.00	9,955,083.33	9,944,194.44	9,955,083.33	9,955,083.33	0.00
6698MSR35	Novartis Finance Corporation	4.740	99.9740	04/03/2023	11,000,000.00	10,997,140.00	10,997,690.00	10,997,140.00	10,997,140.00	0.00
24422MS44	John Deere Capital Corporation	4.872	99.5600	05/04/2023	16,500,000.00	16,427,400.00	16,409,800.00	16,427,400.00	16,427,400.00	0.00
23102VS27	Cummins Inc.	4.974	99.5781	05/02/2023	18,750,000.00	18,670,885.42	18,650,468.75	18,670,885.42	18,670,885.42	0.00
24422MS85	John Deere Capital Corporation	4.924	99.5015	05/08/2023	19,500,000.00	19,402,797.92	19,381,781.25	19,402,797.92	19,402,797.92	0.00
63763QUC9	National Securities Clearing Corporation	5.001	98.6117	07/12/2023	20,000,000.00	19,722,333.34	19,678,233.34	19,722,333.34	19,722,333.34	0.00
63763QTT4	National Securities Clearing Corporation	5.096	98.7917	06/27/2023	19,758,333.33	19,747,222.22	19,747,222.22	19,758,333.33	19,758,333.33	0.00
7426M3VF3	Private Export Funding Corporation	4.850	98.2131	08/15/2023	21,000,000.00	20,624,753.34	20,456,444.17	20,624,753.34	20,624,753.34	0.00
23102VRR3	Cummins Inc.	5.232	99.6567	04/25/2023	21,250,000.00	21,177,041.67	21,128,402.78	21,177,041.67	21,177,041.67	0.00
23102VRS1	Cummins Inc.	4.864	99.9467	04/05/2023	21,250,000.00	21,238,666.67	21,196,166.67	21,238,666.67	21,238,666.67	0.00
02314QYA1	Amazon.com, Inc.	5.033	96.9711	11/10/2023	25,000,000.00	24,244,277.78	24,091,777.78	24,244,277.78	24,244,277.78	0.00
02314QXP9	Amazon.com, Inc.	4.995	97.2382	10/23/2023	25,000,000.00	24,309,548.61	24,137,986.11	24,309,548.61	24,309,548.61	0.00
7426M3V14	Private Export Funding Corporation	4.956	98.3564	08/01/2023	25,000,000.00	24,589,097.22	24,535,299.17	24,589,097.22	24,589,097.22	0.00
63763QJ2	National Securities Clearing Corporation	4.939	97.6047	07/14/2023	25,000,000.00	24,651,166.67	24,500,229.17	24,651,166.67	24,651,166.67	0.00
47816GT58	Johnson & Johnson	4.846	98.7560	07/06/2023	25,000,000.00	24,684,000.00	24,496,375.00	24,684,000.00	24,684,000.00	0.00
63763QJ56	National Securities Clearing Corporation	4.875	99.1406	06/05/2023	25,000,000.00	24,785,138.89	24,411,611.11	24,785,138.89	24,785,138.89	0.00
7426M3SX3	Private Export Funding Corporation	4.815	99.1478	06/05/2023	25,000,000.00	24,786,944.44	24,600,111.11	24,786,944.44	24,786,944.44	0.00
7426M3SK6	Private Export Funding Corporation	4.583	99.2550	05/31/2023	25,000,000.00	24,813,750.00	24,326,395.83	24,813,750.00	24,813,750.00	0.00
47816GIF7	Johnson & Johnson	4.424	99.4240	05/19/2023	25,000,000.00	24,856,000.00	24,361,000.00	24,856,000.00	24,856,000.00	0.00
47816GS91	Johnson & Johnson	4.764	99.4504	08/15/2023	25,000,000.00	24,857,611.11	24,491,930.56	24,857,611.11	24,857,611.11	0.00
7426M3SS9	Private Export Funding Corporation	4.654	98.5197	05/09/2023	25,000,000.00	24,879,930.56	24,453,368.06	24,879,930.56	24,879,930.56	0.00
7426M3S11	Private Export Funding Corporation	4.420	99.6160	05/03/2023	25,000,000.00	24,904,000.00	24,409,000.00	24,904,000.00	24,904,000.00	0.00
24422MS11	John Deere Capital Corporation	4.620	99.6233	05/01/2023	25,000,000.00	24,905,833.33	24,478,944.44	24,905,833.33	24,905,833.33	0.00
71344USW0	PepsiCo, Inc.	4.959	99.3629	05/18/2023	26,250,000.00	26,082,758.34	26,054,291.67	26,082,758.34	26,082,758.34	0.00
21687BUE9	Rabobank Nederland - New York Branch	4.955	99.2019	05/30/2023	30,000,000.00	29,760,558.33	29,699,683.33	29,760,558.33	29,760,558.33	0.00
47816GVX4	Johnson & Johnson	4.991	98.5931	07/14/2023	39,207,000.00	38,650,471.42	38,258,037.62	38,650,471.42	38,650,471.42	0.00
47816GUQ0	Johnson & Johnson	5.182	97.8678	08/31/2023	45,933,888.89	45,933,888.89	45,933,888.89	45,933,888.89	45,933,888.89	0.00
47816GU10	Johnson & Johnson	5.066	98.4262	07/24/2023	50,000,000.00	49,213,083.33	48,964,583.33	49,213,083.33	49,213,083.33	0.00
63763QJ39	National Securities Clearing Corporation	5.013	98.5406	07/17/2023	50,000,000.00	49,270,319.45	49,168,027.78	49,270,319.45	49,270,319.45	0.00
89233HTC8	Toyota Motor Credit Corporation	4.804	98.7858	07/03/2023	50,000,000.00	49,392,916.67	49,001,250.00	49,392,916.67		

09248U700	BLKRR LQ FEDFUND INSTL	4.720	1.0000	03/31/2023	1,000,000.00	1,000,000.00	1,000,000.00	1,000,000.00	0.00
949921126	ALLSPRING GOVT MM SEL	4.720	1.0000	03/31/2023	1,000,000.00	1,000,000.00	1,000,000.00	1,000,000.00	0.00
608919718	FEDERATED HRMS GV O PRMR	4.710	1.0000	03/31/2023	1,000,000.00	1,000,000.00	1,000,000.00	1,000,000.00	0.00
4812CASH8	JPMORGAN US GVT MM EPPWR	4.640	1.0000	03/31/2023	1,000,000.00	1,000,000.00	1,000,000.00	1,000,000.00	0.00
85749T517	SS INST INV US GV MM OPD	4.680	1.0000	03/31/2023	1,000,000.00	1,000,000.00	1,000,000.00	1,000,000.00	0.00
18141W273	GOLDMAN FS GOVT INST	4.730	1.0000	03/31/2023	2,000,000.00	2,000,000.00	2,000,000.00	2,000,000.00	0.00
31607A703	FIDELITY IMM GOVT INSTL	4.770	1.0000	03/31/2023	16,000,000.00	16,000,000.00	16,000,000.00	16,000,000.00	0.00
18141W273	GOLDMAN FS GOVT INST	4.730	1.0000	03/31/2023	59,000,000.00	59,000,000.00	59,000,000.00	59,000,000.00	0.00
31607A703	FIDELITY IMM GOVT INSTL	4.770	1.0000	03/31/2023	116,000,000.00	116,000,000.00	116,000,000.00	116,000,000.00	0.00
31607A703	FIDELITY IMM GOVT INSTL	4.770	1.0000	03/31/2023	170,000,000.00	170,000,000.00	170,000,000.00	170,000,000.00	0.00
---	---	4.762	1.0000	03/31/2023	368,000,000.00	368,000,000.00	368,000,000.00	368,000,000.00	0.00

Muni
MUNI

Cusip	Description	Yield	Market Price	Final Maturity	Par Value	Market Value	Principal	Book Value	Net Unrealized Gain/Loss
11068CGLV	CALIFORNIA ST TAXABLE IAM COMB NTS 1/2 SER B-2	1.842	100.0000	11/30/2022	0.00	0.00	0.00	0.00	0.00
757710UR7	REDONDO BEACH CALIF UNI SCH DIST	1.222	98.6440	08/01/2023	260,000.00	256,526.40	260,000.00	260,000.00	(3,473.60)
826219FX8	SIERRA CALIF JT CMNTY COLLEGE DIST	0.229	98.3860	08/01/2023	260,000.00	255,803.60	260,000.00	260,000.00	(4,196.40)
074437HA5	BEAUMONT CALIF UNI SCH DIST	0.690	94.0800	08/01/2024	275,000.00	258,720.00	275,000.00	275,000.00	(16,280.00)
797508T6	SAN DIEGUITO CALIF UN HIGH SCH DIST	0.275	98.4500	08/01/2023	425,000.00	418,412.50	425,000.00	425,000.00	(6,587.50)
799017X10	SAN MATEO CALIF UN HIGH SCH DIST	0.256	97.9650	09/01/2023	500,000.00	489,825.00	500,000.00	500,000.00	(10,175.00)
07447HBB3	BEAUMONT CALIF UNI SCH DIST	1.109	91.8450	08/01/2025	500,000.00	459,225.00	500,000.00	500,000.00	(40,775.00)
757710US8	REDONDO BEACH CALIF UNI SCH DIST	1.571	95.5860	08/01/2024	500,000.00	477,930.00	500,000.00	500,000.00	(22,070.00)
826219FY6	SIERRA CALIF JT CMNTY COLLEGE DIST	0.144	94.1640	08/01/2024	500,000.00	470,820.00	500,000.00	500,000.00	(29,180.00)
987388GU3	YOSEMITE CALIF CMNTY COLLEGE DIST	1.440	95.6840	08/01/2024	700,000.00	669,788.00	700,000.00	700,000.00	(30,212.00)
826219GH2	SIERRA CALIF JT CMNTY COLLEGE DIST	0.154	94.3780	08/01/2024	720,000.00	679,521.60	720,000.00	720,000.00	(40,478.40)
987388GY6	YOSEMITE CALIF CMNTY COLLEGE DIST	1.140	96.6830	08/01/2023	750,000.00	740,122.50	750,000.00	750,000.00	(9,877.50)
802498Y5	SANTA MONICA-MALIBU UNI SCH DIST CALIF	0.396	94.6520	08/01/2024	1,000,000.00	946,520.00	1,000,000.00	1,000,000.00	(53,480.00)
802498Y22	SANTA MONICA-MALIBU UNI SCH DIST CALIF	0.669	91.7990	08/01/2025	1,000,000.00	917,890.00	1,000,000.00	1,000,000.00	(82,110.00)
797508T11	SAN DIEGUITO CALIF UN HIGH SCH DIST	0.275	98.4500	08/01/2023	1,000,000.00	984,500.00	1,000,000.00	1,000,000.00	(15,500.00)
56781RKT3	MARIN CALIF CMNTY COLLEGE DIST	0.763	92.2830	08/01/2025	1,065,000.00	982,813.95	1,065,000.00	1,065,000.00	(82,186.05)
419792D37	HAWAII ST	0.713	94.4670	10/01/2024	2,500,000.00	2,361,675.00	2,500,000.00	2,500,000.00	(138,325.00)
801495T86	SANTA CLARA CALIF UNI SCH DIST	0.210	98.8780	07/01/2023	2,870,000.00	2,857,798.60	2,870,000.00	2,870,000.00	(32,201.40)
419792D29	HAWAII ST	0.422	97.8050	10/01/2023	3,260,000.00	3,188,443.00	3,260,000.00	3,260,000.00	(71,557.00)
419792D45	HAWAII ST	1.033	92.3090	10/01/2025	3,660,000.00	3,378,509.40	3,660,000.00	3,660,000.00	(281,490.60)
799408E38	SAN RAMON VALLEY CALIF UNI SCH DIST	0.967	92.2980	08/01/2025	4,505,000.00	4,158,024.90	4,505,000.00	4,505,000.00	(346,975.10)
88272AKJ1	TEXAS ST	0.508	97.8820	10/01/2023	4,745,000.00	4,644,500.90	4,745,000.00	4,745,000.00	(100,499.10)
88272AKX8	TEXAS ST	0.794	94.3280	10/01/2024	5,810,000.00	5,480,456.80	5,810,000.00	5,810,000.00	(329,543.20)
419792J92	HAWAII ST	1.033	92.7220	08/01/2025	6,250,000.00	5,795,125.00	6,250,000.00	6,250,000.00	(454,875.00)
419792F84	HAWAII ST	0.713	94.9780	08/01/2024	9,000,000.00	8,548,020.00	9,000,000.00	9,000,000.00	(451,980.00)
130621N66	CALIFORNIA ST	4.847	102.6760	01/01/2027	9,300,000.00	9,548,868.00	9,300,000.00	9,300,000.00	248,868.00
419792A71	HAWAII ST	0.713	94.4670	10/01/2024	10,000,000.00	9,444,700.00	10,000,000.00	10,000,000.00	(555,300.00)
419792A63	HAWAII ST	0.422	99.9820	10/01/2023	10,000,000.00	9,798,200.00	10,000,000.00	10,000,000.00	(201,800.00)
93974EYB6	WASHINGTON ST	3.350	98.1430	08/01/2025	10,065,000.00	9,878,092.95	10,065,000.00	10,065,000.00	(186,907.05)
419792A89	HAWAII ST	1.013	96.3240	10/01/2025	12,305,391.00	12,305,391.00	13,625,815.00	13,625,815.00	(1,005,915.83)
93974EY88	WASHINGTON ST	3.350	98.4540	08/01/2024	13,475,000.00	13,266,676.50	13,475,000.00	13,475,000.00	(208,323.50)
93974EYF3	WASHINGTON ST	0.470	94.6010	08/01/2024	14,995,000.00	14,185,419.95	14,995,000.00	14,995,000.00	(809,580.05)
419792F76	HAWAII ST	0.422	98.5300	08/01/2023	15,000,000.00	14,779,500.00	15,000,000.00	15,000,000.00	(220,500.00)
93974EXZ4	WASHINGTON ST	3.250	99.4910	08/01/2023	18,840,000.00	18,744,104.40	18,840,000.00	18,840,000.00	(95,895.60)
93974EY4C	WASHINGTON ST	3.370	97.7760	08/01/2026	20,825,000.00	20,361,852.00	20,825,000.00	20,825,000.00	(463,148.00)
---	---	1.770	97.0630	11/18/2024	187,330,000.00	181,715,776.95	188,180,815.00	187,866,306.83	(6,150,528.88)

Mutual Fund
Open-End Fund

Cusip	Description	Yield	Market Price	Final Maturity	Par Value	Market Value	Principal	Book Value	Net Unrealized Gain/Loss
CLTRSF	CALTRUST	3.560	1.0086	---	93,213,169.12	94,017,200.84	94,017,200.84	94,017,200.84	(0.00)
CLTRSF	CALTRUST	3.560	1.0086	---	93,213,169.12	94,017,200.84	94,017,200.84	94,017,200.84	(0.00)

Non-US Gov
SOVEREIGN GOV

Cusip	Description	Yield	Market Price	Final Maturity	Par Value	Market Value	Principal	Book Value	Net Unrealized Gain/Loss
3130AUPW8	FEDERAL HOME LOAN BANKS	4.870	99.9800	01/26/2024	25,000,000.00	24,995,000.00	24,971,000.00	24,976,164.38	18,835.62
3130AUPW8	FEDERAL HOME LOAN BANKS	4.850	99.9800	01/26/2024	35,000,000.00	34,993,000.00	34,966,225.00	34,972,239.73	20,760.27
3130AUPW8	FEDERAL HOME LOAN BANKS	4.858	99.9800	01/26/2024	60,000,000.00	59,988,000.00	59,937,225.00	59,948,404.11	39,595.89

Non-US Gov
SUPRANATIONAL

Cusip	Description	Yield	Market Price	Final Maturity	Par Value	Market Value	Principal	Book Value	Net Unrealized Gain/Loss
459053D92	INTERNATIONAL BANK FOR RECONSTRUCTION AND DEVELOPM	0.160	99.9930	08/31/2022	0.00	0.00	0.00	0.00	0.00
45906M1C3	INTERNATIONAL BANK FOR RECONSTRUCTION AND DEVELOPM	2.540	97.7095	01/28/2024	3,895,000.00	3,805,785.03	3,877,763.14	3,884,126.25	(78,341.22)
45905VRX6	INTERNATIONAL FINANCE CORPORATION IFC LTD	4.077	100.6460	02/01/2027	25,000,000.00	25,161,500.00	24,930,500.00	24,932,861.37	228,838.63
45905VRX6	INTERNATIONAL FINANCE CORP	1.099	92.5140	01/21/2025	25,000,000.00	23,128,500.00	24,956,750.00	24,973,915.83	(1,845,415.53)
45905VQG4	INTERNATIONAL FINANCE CORP	0.484	94.0059	09/23/2024	25,000,000.00	23,501,475.00	24,967,250.00	24,983,834.17	(1,482,359.17)
45905VQL3	INTERNATIONAL FINANCE CORPORATION	0.719	94.0980	10/29/2024	25,000,000.00	23,524,500.00	24,971,175.00	24,984,824.79	(1,460,324.79)
45905VQP3	INTERNATIONAL FINANCE CORP	0.273	94.1670	08/22/2024	25,000,000.00	23,541,750.00	24,980,250.00	24,992,120.98	(1,450,370.98)
45905VQZ2	INTERNATIONAL FINANCE CORP	0.829	96.9680	01/19/2024	25,000,000.00	24,242,000.00	24,980,825.00	24,980,825.00	(750,303.73)
459052GG5	INTERNATIONAL BANK FOR RECONSTRUCTION AND DEVELOPM	4.705	99.2278	05/31/2023	50,000,000.00	49,613,900.00	48,888,333.33	49,616,666.67	(120,500.00)
459052PQ4	INTERNATIONAL BANK FOR RECONSTRUCTION AND DEVELOPM	4.640	99.4296	05/15/2023	55,000,000.00	54,691,780.00	53,929,486.11	54,694,138.89	(12,358.89)
---	---	2.655	97.0321	05/16/2024	258,895,000.00	251,211,190.83	256,478,332.58	258,054,592.67	(6,843,402.65)

Repo
REPO

Cusip	Description	Yield	Market Price	Final Maturity	Par Value	Market Value	Principal	Book Value	Net Unrealized Gain/Loss
RP04032023482	JEF115	4.820	100.0000	04/03/2023	350,000,000.00	350,000,000.00	350,000,000.00	350,000,000.00	0.00
RP04032023482	JEF115	4.820	100.0000	04/03/2023	350,000,000.00	350,000,000.00	350,000,000.00	350,000,000.00	0.00

US Gov
T-BILL

Cusip	Description	Yield	Market Price	Final Maturity	Par Value	Market Value	Principal	Book Value	Net Unrealized Gain/Loss
912796M89	UNITED STATES TREASURY	0.119	99.9921	10/06/2022	0.00	0.00	0.00	0.00	0.00
912796M89	UNITED STATES TREASURY	0.118	99.9921	10/06/2022	0.00	0.00	0.00	0.00	0.00
912796P94	UNITED STATES TREASURY	0.244	99.9903	12/01/2022	0.00	0.00	0.00	0.00	0.00
912796N96	UNITED STATES TREASURY	0.203	99.9922	11/03/2022	0.00	0.00	0.00	0.00	0.00
912796M89	UNITED STATES TREASURY	0.201	99.9921	10/06/2022	0.00				

912796U31	UNITED STATES TREASURY	1.723	99 9912	03/23/2023	0.00	0.00	0.00	0.00	0.00	0.00
912796W70	UNITED STATES TREASURY	1.100	99 9900	11/15/2022	0.00	0.00	0.00	0.00	0.00	0.00
912796X53	UNITED STATES TREASURY	2.850	99 6053	06/15/2023	0.00	0.00	0.00	0.00	0.00	0.00
912796X79	UNITED STATES TREASURY	2.188	99 9925	12/15/2022	0.00	0.00	0.00	0.00	0.00	0.00
912796X95	UNITED STATES TREASURY	2.650	99 9499	01/05/2023	0.00	0.00	0.00	0.00	0.00	0.00
912796Y05	UNITED STATES TREASURY	2.617	99 9499	01/05/2023	0.00	0.00	0.00	0.00	0.00	0.00
912796YA1	UNITED STATES TREASURY	3.099	99 9879	02/16/2023	0.00	0.00	0.00	0.00	0.00	0.00
912796YA4	UNITED STATES TREASURY	3.099	99 9879	02/16/2023	0.00	0.00	0.00	0.00	0.00	0.00
912796YA4	UNITED STATES TREASURY	2.736	99 9898	11/22/2022	0.00	0.00	0.00	0.00	0.00	0.00
912796YV5	UNITED STATES TREASURY	4.433	99 4134	04/27/2023	0.00	0.00	0.00	0.00	0.00	0.00
912796Z00	UNITED STATES TREASURY	4.033	99 8053	12/27/2022	0.00	0.00	0.00	0.00	0.00	0.00
912796Z53	UNITED STATES TREASURY	4.771	99 0033	06/15/2023	0.00	0.00	0.00	0.00	0.00	0.00
912796Z63	UNITED STATES TREASURY	5.009	98 1670	08/17/2023	0.00	0.00	0.00	0.00	0.00	0.00
912797FY8	UNITED STATES TREASURY	4.854	98 5467	07/18/2023	0.00	0.00	0.00	0.00	0.00	0.00
---	UNITED STATES TREASURY	1.663	99.8405	12/19/2022	0.00	0.00	0.00	0.00	0.00	0.00

US Gov
US GOV

Cusip	Description	Yield	Market Price	Final Maturity	Par Value	Market Value	Principal	Book Value	Net Unrealized Gain/Loss
912828A45	UNITED STATES TREASURY	0.254	100 0000	02/23/2023	0.00	0.00	0.00	0.00	0.00
912828B14	UNITED STATES TREASURY	0.288	100 0000	03/31/2023	0.00	0.00	0.00	0.00	0.00
912828B65	UNITED STATES TREASURY	0.259	100 0000	01/31/2023	0.00	0.00	0.00	0.00	0.00
912828CBN0	UNITED STATES TREASURY	0.301	100 0000	02/28/2023	0.00	0.00	0.00	0.00	0.00
912828CA9	UNITED STATES TREASURY	0.318	100 0000	11/30/2022	0.00	0.00	0.00	0.00	0.00
912828CD2	UNITED STATES TREASURY	0.415	100 0000	12/31/2022	0.00	0.00	0.00	0.00	0.00
912828CD2	UNITED STATES TREASURY	0.448	100 0000	12/31/2022	0.00	0.00	0.00	0.00	0.00
912828CBG5	UNITED STATES TREASURY	0.475	100 0000	01/31/2023	0.00	0.00	0.00	0.00	0.00
912828CBG5	UNITED STATES TREASURY	0.506	100 0000	01/31/2023	0.00	0.00	0.00	0.00	0.00
912828Z29	UNITED STATES TREASURY	0.581	100 0000	01/31/2023	0.00	0.00	0.00	0.00	0.00
912828AG66	UNITED STATES TREASURY	0.739	100 0000	08/31/2022	0.00	0.00	0.00	0.00	0.00
912828CBG5	UNITED STATES TREASURY	0.712	100 0000	08/31/2022	0.00	0.00	0.00	0.00	0.00
912828CBU4	UNITED STATES TREASURY	1.088	100 0000	01/31/2023	0.00	0.00	0.00	0.00	0.00
912828CBU4	UNITED STATES TREASURY	0.147	100 0000	03/31/2023	0.00	0.00	0.00	0.00	0.00
912828BU4	UNITED STATES TREASURY	0.159	100 0000	03/31/2023	0.00	0.00	0.00	0.00	0.00
912828TY6	UNITED STATES TREASURY	1.482	100 0000	11/15/2022	0.00	0.00	0.00	0.00	0.00
912828AR2	UNITED STATES TREASURY	2.413	100 0000	10/31/2022	0.00	0.00	0.00	0.00	0.00
912828FM8	UNITED STATES TREASURY	4.302	102 0313	09/30/2027	0.00	0.00	0.00	0.00	0.00
912828FM8	UNITED STATES TREASURY	4.313	102 0313	09/30/2027	0.00	0.00	0.00	0.00	0.00
912828FM8	UNITED STATES TREASURY	4.387	102 0313	09/30/2027	0.00	0.00	0.00	0.00	0.00
912828FH9	UNITED STATES TREASURY	3.269	97 8125	08/31/2027	5,000,000.00	4,890,625.00	4,966,992.19	4,970,542.50	(80,217.50)
912828R69	UNITED STATES TREASURY	2.304	99 5000	05/31/2023	5,000,000.00	4,975,000.00	4,964,257.81	4,994,515.27	(19,151.27)
912828DG3	UNITED STATES TREASURY	2.884	91 2188	10/31/2026	10,000,000.00	9,121,875.00	9,258,203.13	9,413,235.74	(291,410.74)
912828XX3	UNITED STATES TREASURY	3.217	97 0000	06/30/2024	10,000,000.00	9,700,000.00	9,700,000.00	9,854,066.27	(154,066.27)
912828AP6	UNITED STATES TREASURY	97 5625	97 5625	10/15/2023	10,000,000.00	9,756,250.00	9,687,109.38	9,886,692.18	(130,442.18)
912828XT2	UNITED STATES TREASURY	2.567	97 1563	05/31/2024	10,000,000.00	9,715,625.00	9,883,948.38	9,935,981.02	(120,356.02)
912828BH1	UNITED STATES TREASURY	0.593	90 7813	01/31/2026	10,000,000.00	9,078,125.00	9,894,140.63	9,919,137.09	(861,012.09)
912828BH3	UNITED STATES TREASURY	0.586	90 7813	01/31/2026	10,000,000.00	9,078,125.00	9,897,265.63	9,941,097.13	(862,972.13)
912828T91	UNITED STATES TREASURY	2.617	98 2188	10/31/2023	10,000,000.00	9,821,875.00	9,856,250.00	9,943,715.51	(121,840.51)
912828G62	UNITED STATES TREASURY	2.358	97 6563	03/31/2024	10,000,000.00	9,765,625.00	9,979,025.99	9,989,575.32	(273,900.32)
912828R69	UNITED STATES TREASURY	2.082	99 5000	05/31/2023	10,000,000.00	9,950,000.00	9,950,000.00	9,992,598.68	(142,598.68)
912828FH0	UNITED STATES TREASURY	2.136	99 5000	06/30/2023	10,000,000.00	9,950,000.00	9,995,750.00	9,995,739.94	(280,114.94)
912828K11	UNITED STATES TREASURY	2.300	98 9531	10/31/2023	10,000,000.00	9,895,312.50	10,085,937.50	10,032,686.94	(137,374.44)
912828K52	UNITED STATES TREASURY	0.540	94 5313	02/28/2025	10,000,000.00	9,453,125.00	10,231,250.00	10,101,797.71	(657,672.71)
912828P46	UNITED STATES TREASURY	0.799	94 0313	02/15/2026	10,000,000.00	9,403,125.00	10,401,500.00	10,232,666.35	(829,541.35)
912828P46	UNITED STATES TREASURY	0.670	94 0313	02/15/2026	10,000,000.00	9,403,125.00	10,466,015.63	10,270,912.35	(866,877.35)
912828BH1	UNITED STATES TREASURY	2.447	90 7813	01/31/2026	15,000,000.00	13,617,187.50	13,862,932.85	14,163,932.85	(154,745.35)
912828C22	UNITED STATES TREASURY	90 2540	90 2540	09/30/2026	15,000,000.00	13,884,375.00	13,943,554.69	14,179,247.96	(594,872.96)
912828DM0	UNITED STATES TREASURY	2.495	97 2344	11/30/2023	15,000,000.00	14,585,156.25	14,530,664.06	14,806,039.74	(220,883.49)
912828ZL7	UNITED STATES TREASURY	0.445	92 7500	04/30/2025	15,000,000.00	13,912,500.00	14,956,640.63	14,978,391.11	(1,065,890.11)
912828A56	UNITED STATES TREASURY	2.070	99 6563	05/31/2023	15,000,000.00	14,948,437.50	15,109,570.31	15,016,476.74	(68,039.24)
912828EW7	UNITED STATES TREASURY	3.213	98 2813	06/30/2027	15,000,000.00	14,742,187.50	15,024,609.38	15,021,564.49	(279,176.99)
912828CF9	UNITED STATES TREASURY	3.840	101 0313	11/30/2027	15,000,000.00	15,154,687.50	15,022,851.56	15,022,851.56	133,090.68
912828R48	UNITED STATES TREASURY	2.799	97 5918	05/31/2025	15,000,000.00	14,639,062.50	15,033,398.44	15,023,420.36	(184,357.86)
912828EW7	UNITED STATES TREASURY	3.199	96 3813	06/30/2027	15,000,000.00	14,742,187.50	15,094,335.94	15,082,523.99	(304,336.49)
912828FA1	UNITED STATES TREASURY	4.001	110 3438	11/15/2027	15,000,000.00	16,551,562.50	16,425,000.00	16,523,431.32	(229,131.18)
912828JF7	UNITED STATES TREASURY	3.483	110 4551	08/15/2027	15,000,000.00	16,567,968.75	16,957,031.25	16,728,638.78	(160,670.03)
912828R21	UNITED STATES TREASURY	3.247	110 4551	08/15/2027	15,000,000.00	16,567,968.75	17,133,984.38	16,880,779.83	(312,811.08)
912828JZ7	UNITED STATES TREASURY	3.048	109 2125	02/15/2027	15,000,000.00	16,471,875.00	17,248,828.13	16,927,566.97	(455,691.97)
912828R52	UNITED STATES TREASURY	2.845	97 7344	05/31/2027	20,000,000.00	17,546,875.00	17,828,906.25	18,191,547.87	(644,672.87)
912828C22	UNITED STATES TREASURY	0.982	90 5625	09/30/2026	20,000,000.00	18,112,500.00	19,895,833.60	19,927,094.93	(1,814,594.93)
912828BQ3	UNITED STATES TREASURY	0.591	90 8750	02/28/2026	20,000,000.00	18,175,000.00	19,916,508.60	19,947,794.63	(1,772,794.63)
912828ER8	UNITED STATES TREASURY	2.563	97 7188	05/31/2024	20,000,000.00	19,543,750.00	19,975,781.25	19,985,866.87	(442,116.87)
912828ER8	UNITED STATES TREASURY	0.882	91 1875	06/30/2026	20,000,000.00	18,237,500.00	19,993,166.80	19,995,559.35	(1,758,059.35)
912828ER8	UNITED STATES TREASURY	2.502	97 7188	05/31/2024	20,000,000.00	19,543,750.00	19,999,218.75	19,999,544.72	(455,794.72)
912828T91	UNITED STATES TREASURY	0.319	98 2188	10/31/2023	20,000,000.00	19,643,750.00	20,536,718.75	20,511,820.84	(508,070.84)
912828K44	UNITED STATES TREASURY	4.099	91 4688	11/30/2026	25,000,000.00	22,867,187.50	22,383,789.06	22,615,312.15	(251,875.35)
912828Z99	UNITED STATES TREASURY	5.025	98 1563	01/31/2024	25,000,000.00	24,530,062.50	24,406,068.88	24,401,090.33	(47,968.17)
912828AM3	UNITED STATES TREASURY	0.540	91 5166	09/30/2025	25,000,000.00	22,878,906.25	24,323,242.19	24,571,811.87	(1,692,605.62)
912828A17	UNITED STATES TREASURY	0.815	91 5156	09/30/2025	25,000,000.00	22,878,906.25	24,445,312.50	24,653,367.74	(1,774,461.52)
912828DA6	UNITED STATES TREASURY	0.675	91 8125	07/31/2025	25,000,000.00	22,953,125.00	24,537,109.38	24,755,787.44	(1,802,662.44)
912828DA6	UNITED STATES TREASURY	2.185	97 8438	09/30/2023	25,000,000.00	24,460,937.50	24,290,039.06	24,764,210.05	(303,272.55)
912828CB4	UNITED STATES TREASURY	0.700	91 1250	12/31/2025	25,000,000.00	22,781,250.00	24,652,343.75	24,780,116.72	(1,998,866.72)
912828XX3	UNITED STATES TREASURY	2.558	97 0000	06/30/2024	25,000,000.00	24,250,000.00	24,718,750.00	24,831,250.00	(581,250.00)
912828CC9	UNITED STATES TREASURY	0.902	90 3750	08/31/2026	25,000,000.00	23,910,062.50	24,831,250.00	24,831,250.00	(581,250.00)
912828YV6	UNITED STATES TREASURY	1.747	95 6406	11/30/2024	25,000,000.00	23,910,156.25	24,705,078.13	24,800,304.20	(990,147.99)
912828ZF0	UNITED STATES TREASURY	0.647	93 2500	03/31/2025	25,000,000.00	23,312,500.00	24,855,468.75	24,927,731.05	(1,615,231.05)
912828C99	UNITED STATES TREASURY	0.832	90 3750	08/31/2026	25,000,000.00	22,943,750.00	24,900,416.25	24,911,938.38	(2,338,188.38)
912828ZF0	UNITED STATES TREASURY	0.619	93 2500	03/31/2025	25,000,000.00	23,312,500.00	24,882,812.50	24,941,121.45	(1,628,621.45)
912828DB4	UNITED STATES TREASURY	0.754	94 5625	10/15/2024	25,000,000.00	23,640,625.00	24,905,273.44	24,951,072.43	(1,310,447.43)
912828CX7	UNITED STATES TREASURY	0.439	94 4688	09/15/2024	25,000,000.00	23,617,187.50	24,952,148.44	24,976,729.12	(1,359,541.62)
912828CX7	UNITED STATES TREASURY	0.438	94 4688	09/15/2024	25,000,000.00	23,617,187.50	24,953,125.00	24,977,183.22	(1,359,995.72)
912828CN9	UNITED STATES TREASURY	0.384	98 4444	07/31/2023	25,000,000.00	24,621,093.75	24,885,742.19	24,978,631.85	(1



COUNTY OF RIVERSIDE
TREASURER-TAX COLLECTOR
CAPITAL MARKETS

COUNTY ADMINISTRATIVE CENTER
4080 LEMON STREET,
4TH FLOOR,
RIVERSIDE, CA 92502-2205