

SUBMITTAL TO THE BOARD OF SUPERVISORS
COUNTY OF RIVERSIDE, STATE OF CALIFORNIA



ITEM: 2.18
(ID # 22214)

MEETING DATE:
Tuesday, June 27, 2023


FROM : TREASURER-TAX COLLECTOR:

SUBJECT: TREASURER-TAX COLLECTOR: Receive and File the Treasurer's Monthly Disclosure Report on Investments dated May, 2023, All Districts. [\$0]

RECOMMENDED MOTION: That the Board of Supervisors:

1. Receives and files the 'Monthly Disclosure Report on Investments dated May, 2023'.


ACTION: Consent


Matthew Jennings, Treasurer-Tax Collector 6/15/2023

MINUTES OF THE BOARD OF SUPERVISORS

On motion of Supervisor Perez, seconded by Supervisor Spiegel and duly carried by unanimous vote, IT WAS ORDERED that the above matter is received and filed as recommended.

Ayes: Jeffries, Spiegel, Washington, Perez and Gutierrez
Nays: None
Absent: None
Date: June 27, 2023
xc: Tax-Collector

Kimberly A. Rector
Clerk of the Board
By: 
Deputy

**SUBMITTAL TO THE BOARD OF SUPERVISORS COUNTY OF RIVERSIDE,
STATE OF CALIFORNIA**

FINANCIAL DATA	Current Fiscal Year:	Next Fiscal Year:	Total Cost:	Ongoing Cost
COST	\$ 0	\$ 0	\$ 0	\$ 0
NET COUNTY COST	\$ 0	\$ 0	\$ 0	\$ 0
SOURCE OF FUNDS: NA			Budget Adjustment:	No
			For Fiscal Year:	2022-2023

C.E.O. RECOMMENDATION: Approve

BACKGROUND:

Summary

The County Treasurer -Tax Collector is submitting the above noted report to the County Board of Supervisors in keeping with Section 53607 of the California Government Code, which requires a quarterly report on the status of investments. The practice has been to provide the Board with a monthly report. The report gives various statistics on the portfolio as to overall composition, liquidity, credit quality on the various securities and provides several trends on earning performance, average weighted maturity, and the portfolio's 'paper loss or gain'.

COUNTY OF RIVERSIDE TREASURER-TAX COLLECTOR'S

MANAGED BY

Matt Jennings

Treasurer-Tax Collector

Giovane Pizano

Assistant Treasurer

John Byerly

Chief Investment Officer

Steve Faeth

Senior Investment Officer

Isela Licea

Investment Officer


COUNTY ADMINISTRATIVE CENTER

4080 LEMON STREET,

4TH FLOOR,

RIVERSIDE, CA 92502-2205

WWW.COUNTYTREASURER.ORG



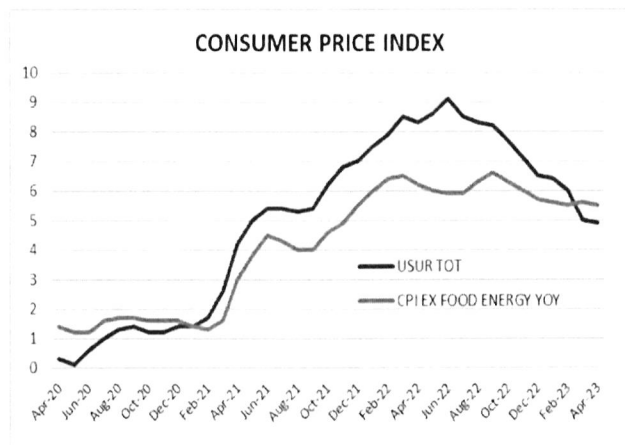
**TREASURER-TAX COLLECTOR'S
POOLED INVESTMENT FUND**

May 2023 REPORT

Is a Fed Rate Hike Pause Next?

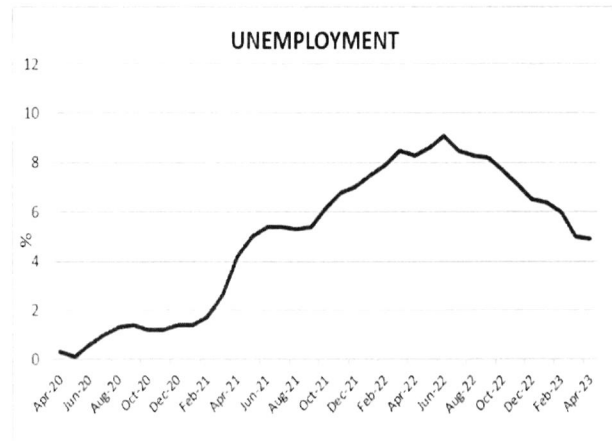
The FOMC raised the federal funds rate by 25 basis points on May 3rd, bringing the lower bound of the rate to 5.00%, up from 0.00% in March of last year. After the meeting, Fed Chairman Jerome Powell hinted towards a possible pause in rate hikes, depending on future economic data, with inflation being their primary focus. Weighing improving inflation growth rates against the strength in the economy, Fed Funds futures investors were left divided at the end of the month over expectations of another hike. As the Fed reaches its terminal rate, investors like the Treasurer-Tax Collector's Pooled Investment Fund will benefit from the current higher interest rate environment for as long as the Fed holds rates steady.

The rate of inflation seems to be normalizing, although prices remain high. One measure of inflation, the Consumer Price Index, rose 0.4% month-over-month, or 4.9% on a year-over-year (YoY) basis. While some market participants view this progress as a sign of an imminent Fed pause, others recognize this is still well above the Fed's target of 2.00% and is dog-piling on previous year's inflation growth. Indeed, April 2022 CPI rose 8.3% YoY. And April 2021 CPI, when inflation first gained steam, registered 4.2% YoY.



Strength in the labor market continues to support the Fed's ability to aggressively fight inflation. May's nonfarm payroll numbers surprised to the upside, with 253,000

jobs created. The unemployment rate fell to 3.4%, matching a 53-year low. Wage growth was strong, with average hourly earnings rising 0.5% month over month.



Housing remained resilient. Housing data continued showing stabilization in May, with some regions of the country even showing strengthening. Nationally, builder sentiment reached a 10-month high, according to the NAHB Index. Total housing starts rose 2.2% to a 1.1 million-unit pace. Permits also notched a solid gain. Riverside County is one of the bright spots in the nation. Although single family prices here are down 5.00% from a year ago, they have risen 4.00% from the recent low in January.

In Treasury market trading, the 2-year Treasury note began the month at a yield of 4.12% and ended the month at 4.40%. The 5-year Treasury note began the month at a yield of 3.63% and ended the month at 3.75%. In stocks, the Dow Jones Industrial Average began the month at 34,050 and ended the month at 33,900.

Matt Jennings

Treasurer-Tax Collector



Treasurer Tax-Collector Statement

The Treasurer's Pooled Investment Fund is comprised of contributions from the county, schools, special districts, and other discretionary depositors throughout the County of Riverside. The primary objective of the Treasurer shall be to **safeguard the principal** of the funds under the Treasurer's control, meet the **liquidity needs** of the depositor, and to maximize a **return on the funds** within the given parameters.

The Treasurer-Tax Collector and the Capital Markets team are committed to maintaining the highest credit ratings. The Treasurer's Pooled Investment Fund is currently rated **Aaa-bf** by **Moody's Investor Service** and **AAAf/S1** by **Fitch Ratings**, two of the nation's most trusted bond credit rating services.

Since its inception, the Treasurer's Pooled Investment Fund has been in **full compliance** with the Treasurer's Statement of Investment Policy, which is more restrictive than California Government Code 53646.

PORTFOLIO SUMMARY

Month End Values \$
are Expressed in

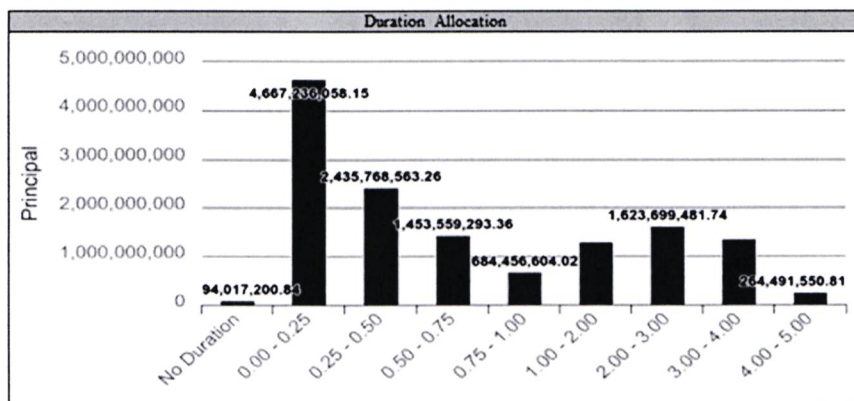
000,000	May-23	Nov-22	May-22
Principal Value	13,892.33	11,799.50	11,683.06
Market Value*	13,681.46	11,506.68	11,498.06
Book Value*	13,946.20	11,820.02	11,683.06
Unrealized Gain/Loss [†]	(264.74)	(313.34)	(189.44)
Paper Gain or Loss %	-1.898%	-2.651%	-1.662%
Yield	3.72	2.49	0.86
WAM (Yrs)	1.25	1.34	1.23

* Market values do not include accrued interest.

† Book Value is amount paid changed by amortization. Accretion, adjustments, write downs

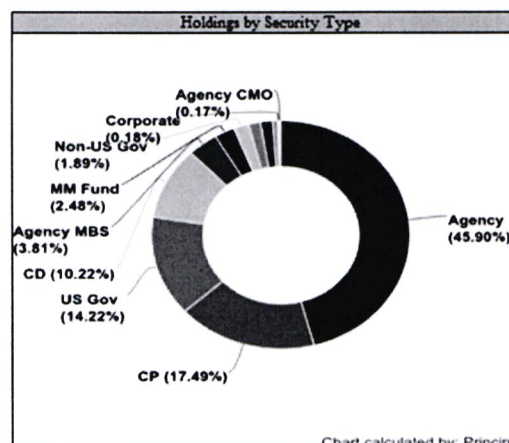
‡ Unrealized Gain/Loss is Market Value - Book Value

TPIF STATS



Rating	Moody's Rating	Market Value	Fitch Rating
AAA	Aaa	6,841,923,241.79	AAA
AA-	Aaa	297,158,068.93	AAA
AA	Aa2	83,401,536.85	AA
NA	NA	414,610,200.84	NA
A-1+	P-1	5,538,974,991.83	AAA
A-1	P-1	613,868,295.14	A+

Security Type	Categories to Final Maturity	Par Value	Market Price	Yield	Principal
Agency CMO	859	24,469,370.00	97.0148	4.148	24,043,664.09
Corporate	229	25,000,000.00	99.2250	4.967	24,674,750.00
Mutual Fund	---	93,213,169.12	1.0086	3.560	94,017,200.84
Repo	1	200,000,000.00	100.0000	5.030	200,000,000.00
Muni	476	212,330,000.00	97.3069	2.155	213,223,315.00
Non-US Gov	423	263,895,000.00	97.1539	2.820	262,745,432.58
MM Fund	0	344,000,000.00	1.0000	5.016	344,000,000.00
Agency MBS	1251	536,791,818.70	96.4037	4.153	528,748,336.81
CD	108	1,420,000,000.00	100.0000	5.132	1,420,000,000.00
US Gov	498	1,990,000,000.00	96.8950	2.896	1,975,655,907.38
CP	48	2,466,560,000.00	99.3528	5.057	2,429,340,937.00
Agency	651	6,432,195,250.00	96.6328	3.095	6,375,880,610.71
Total	457	14,008,464,607.82	94.5702	3.723	13,892,330,154.41



PORTFO CASHFLOWS

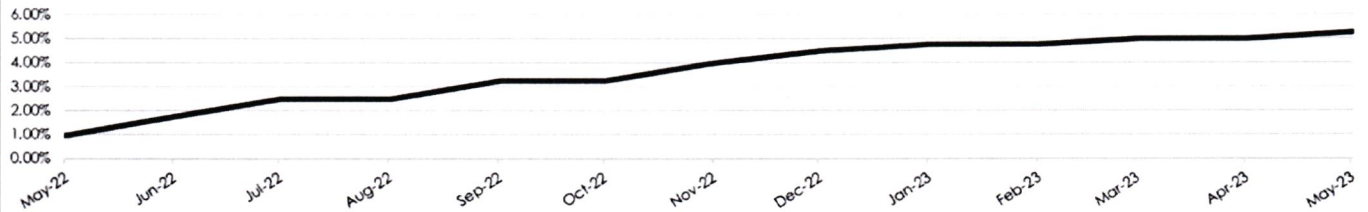
Month	Monthly Receipts	Monthly Disbursements	Difference	Required Maturated Investments	Balance	Actual Investments Maturing	Available to Invest > 1 Year
05/2023					235.67		
06/2023	2,300.00	2,400.00	-100.00		135.67	3,026.65	
07/2023	1,400.00	2,100.00	-700.00	564.33	0.00	1,008.64	
08/2023	1,800.00	1,600.00	200.00		200.00	1,049.55	
09/2023	2,100.00	1,750.00	350.00		550.00	1,104.66	
10/2023	1,750.00	2,100.00	-350.00		200.00	696.94	
11/2023	1,670.00	1,800.00	-130.00		70.00	582.92	
12/2023	3,900.00	1,800.00	2100.00		2,170.00	224.20	
01/2024	1,800.00	2,800.00	-1000.00		1,170.00	620.98	
02/2024	1,600.00	2,200.00	-600.00		570.00	251.18	
03/2024	2,600.00	1,900.00	700.00		1,270.00	262.74	
04/2024	3,131.00	2,100.00	1031.00		2,301.00	199.95	
05/2024	2,300.00	3,075.25	-775.25		1,525.75	494.31	
TOTALS	26,351.00	25,625.25	725.75	564.33	10,398.09	9,522.71	13,444.12
				4.03%		67.98%	95.97%

FIXED INCOME MARKETS

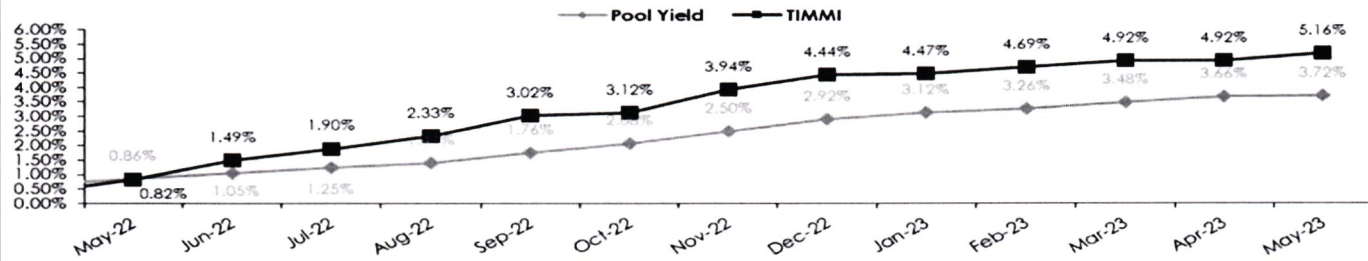
FED FUNDS UPPER LIMIT RATE

Fed Fund Rate: 5.00% to 5.25%

Next FOMC Scheduled Meeting: 06/14/2023



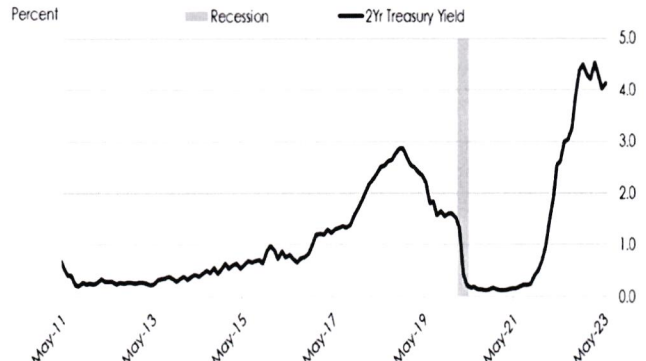
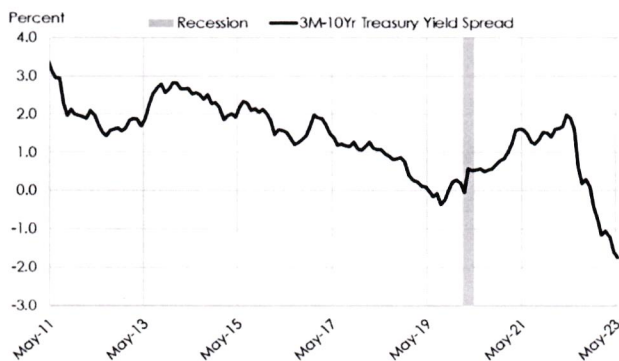
TIMMI



The Treasurer's Institutional Money Market Index (TIMMI) is a composite index of four AAA rated prime institutional money market funds.

Their average yield is compared to the yield of the Treasurer's Pooled Investment Fund in the above graph.

US Treasury Market



US Treasury Yield Curve	3 Mo	6 Mo	1 Yr	2 Yr	3 Yr	5 Yr	10 Yr	30 Yr
05/31/2023 - 05/01/2023	0.25	0.32	0.32	0.26	0.19	0.10	0.05	0.01
05/31/2023	5.52	5.46	5.18	4.40	4.04	3.74	3.64	3.85
05/01/2023	5.27	5.14	4.86	4.14	3.85	3.64	3.59	3.84

Compliance Status: Full Compliance

The Treasurer's Pooled Investment Fund was in full compliance with the County of Riverside's Treasurer's Statement of Investment Policy. The County's Statement of Investment Policy is more restrictive than California Government Code 53646. The County's Investment Policy is reviewed annually by the County of Riverside's Oversight Committee and approved by the Board of Supervisors.

Investment Category	GOVERNMENT CODE			COUNTY INVESTMENT POLICY			Actual %
	Maximum Maturity	Authorized % Limit	S&P/ Moody's	Maximum Maturity	Authorized % Limit	S&P/ Moody's	
MUNICIPAL BONDS (MUNI)	5 YEARS	NO LIMIT	NA	4 YEARS	15%	AA-/Aa3/AA-	1.35%
U.S. TREASURIES	5 YEARS	NO LIMIT	NA	5 YEARS	100%	NA	14.22%
LOCAL AGENCY OBLIGATIONS (LAO)	5 YEARS	NO LIMIT	NA	3 YEARS	2.50%	INVESTMENT GRADE	0.00%
FEDERAL AGENCIES	5 YEARS	NO LIMIT	AAA	5 YEARS	100%	NA	49.71%
COMMERCIAL PAPER (CP)	270 DAYS	40%	A1/P1	270 DAYS	40%	A1/P1/F1	17.49%
NEGOTIABLE CERTIFICATE OF DEPOSITS & COLLATERALIZED TIME DEPOSITS (NCD & TCD)	5 YEARS	30%	NA	1 YEAR	25% Combined	A1/P1/F1	10.22%
INT'L BANK FOR RECONSTRUCTION AND DEVELOPMENT AND INT'L FINANCE CORPORATION	NA	NA	NA	4 YEARS	20%	AA/Aa/AA	1.89%
REPURCHASE AGREEMENTS (REPO)	1 YEARS	NO LIMIT	NA	45 DAYS	40% max, 25% in term repo over 7 days	A1/P1/F1	1.44%
REVERSE REPOS	92 DAYS	20%	NA	60 DAYS	10%	NA	0.00%
MEDIUM TERM NOTES (MTNO)	5 YEARS	30%	A	3 YEARS	20%	A/A2/A	0.16%
CALTRUST SHORT TERM FUND	NA	NA	NA	DAILY LIQUIDITY	1.00%	NA	0.67%
MONEY MARKET MUTUAL FUNDS (MMF)	60 DAYS ⁽¹⁾	20%	AAA/Aaa ⁽²⁾	DAILY LIQUIDITY	20%	AAA by 2 Of 3 RATINGS AGC.	2.48%
LOCAL AGENCY INVESTMENT FUND (LAIF)	NA	NA	NA	DAILY LIQUIDITY	Max \$50 million	NA	0.00%
CASH/DEPOSIT ACCOUNT	NA	NA	NA	NA	NA	NA	0.00%

Agency
AGCY BOND

Cusip	Description	Yield	Market Price	Final Maturity	Par Value	Market Value	Book Value	Net Unrealized Gain/Loss
3134GXE8	FEDERAL HOME LOAN MORTGAGE CORP	0.260	99.9854	06/01/2023	10,000,000.00	9,998,540.00	10,000,000.00	(1,460.00)
3134GXE8	FEDERAL HOME LOAN MORTGAGE CORP	0.256	99.9854	06/01/2023	10,000,000.00	9,998,540.00	10,000,000.00	(1,460.00)
3134GXE8	FEDERAL HOME LOAN MORTGAGE CORP	0.270	99.9854	06/01/2023	10,000,000.00	9,998,540.00	10,000,000.00	(1,460.00)
3130AS5B1	FEDERAL HOME LOAN BANKS	2.201	99.9321	06/09/2023	10,000,000.00	9,993,210.00	10,000,000.00	(6,790.00)
3130AS4G1	FEDERAL HOME LOAN BANKS	2.289	99.9399	06/09/2023	10,000,000.00	9,993,990.00	10,000,000.00	(6,010.00)
3130AS4T3	FEDERAL HOME LOAN BANKS	2.325	99.9198	06/12/2023	10,000,000.00	9,991,980.00	10,000,000.00	(8,020.00)
3133EMK6	FEDERAL FARM CREDIT BANKS FUNDING CORP	0.200	99.7982	06/15/2023	15,000,000.00	14,969,730.00	15,000,000.00	(30,270.00)
3130AUN60	FEDERAL HOME LOAN BANKS	4.780	99.9612	06/26/2023	15,000,000.00	14,994,180.00	15,000,000.00	(5,820.00)
3130AUN60	FEDERAL HOME LOAN BANKS	4.780	99.9612	06/26/2023	15,000,000.00	9,996,120.00	10,000,000.00	(3,880.00)
3130ATEL7	FEDERAL HOME LOAN BANKS	4.017	99.8968	06/29/2023	25,000,000.00	24,974,200.00	25,000,000.00	(25,800.00)
3134GXHH0	FEDERAL HOME LOAN MORTGAGE CORP	0.220	99.9599	06/30/2023	10,000,000.00	9,959,590.00	10,000,000.00	(40,410.00)
3132X01B5	FEDERAL AGRICULTURAL MORTGAGE CORP	2.960	99.8022	06/30/2023	10,000,000.00	9,980,220.00	9,999,159.46	(18,939.46)
3130AAQ6	FEDERAL HOME LOAN BANKS	0.500	99.6178	06/30/2023	50,000,000.00	49,808,900.00	50,000,000.00	(191,100.00)
3130A07C1	FEDERAL HOME LOAN BANKS	0.500	99.6178	06/30/2023	50,000,000.00	49,808,900.00	50,000,000.00	(191,100.00)
3130ATLNS	FEDERAL HOME LOAN BANKS	4.308	99.8363	07/27/2023	25,000,000.00	24,959,075.00	25,000,000.00	(40,925.00)
3133EL3E2	FEDERAL FARM CREDIT BANKS FUNDING CORP	0.320	99.0356	08/10/2023	15,945,000.00	15,791,226.42	15,945,000.00	(153,773.58)
3130ATR8	FEDERAL HOME LOAN BANKS	4.680	99.8525	08/15/2023	23,294,000.00	24,963,125.00	24,998,919.49	(35,794.49)
3130ATY24	FEDERAL HOME LOAN BANKS	4.840	99.8885	08/15/2023	50,000,000.00	49,944,250.00	50,000,000.00	(55,750.00)
3136G4K51	FEDERAL NATIONAL MORTGAGE ASSOCIATION	0.310	99.9566	08/17/2023	15,000,000.00	14,843,490.00	15,000,000.00	(156,510.00)
3135G0U43	FEDERAL NATIONAL MORTGAGE ASSOCIATION	2.345	99.3019	09/12/2023	30,000,000.00	29,790,570.00	30,043,325.57	(252,755.57)
3130ATE26	FEDERAL HOME LOAN BANKS	4.200	99.6159	09/20/2023	15,000,000.00	14,942,385.00	15,000,000.00	(57,615.00)
3133EMLE0	FEDERAL FARM CREDIT BANKS FUNDING CORP	0.190	98.4057	09/22/2023	10,000,000.00	9,840,570.00	10,000,000.00	(159,430.00)
3130ATB19	FEDERAL HOME LOAN BANKS	3.700	99.4349	09/27/2023	20,000,000.00	19,886,980.00	20,000,000.00	(113,020.00)
3130ASLE7	FEDERAL HOME LOAN BANKS	3.203	99.2658	09/29/2023	25,000,000.00	24,816,450.00	25,000,000.00	(183,550.00)
3130ATE52	FEDERAL HOME LOAN BANKS	4.200	99.5848	09/29/2023	50,000,000.00	49,792,400.00	50,000,000.00	(207,600.00)
3133ED148	FEDERAL FARM CREDIT BANKS FUNDING CORP	3.092	99.2197	10/02/2023	10,000,000.00	9,921,970.00	9,998,603.94	(76,633.94)
3133EMDM1	FEDERAL FARM CREDIT BANKS FUNDING CORP	0.270	98.0250	10/20/2023	10,000,000.00	9,802,500.00	10,000,000.00	(197,500.00)
3130AUH23	FEDERAL HOME LOAN BANKS	5.011	99.8364	10/27/2023	25,000,000.00	24,959,100.00	25,000,000.00	(40,900.00)
3130AUYV0	FEDERAL HOME LOAN BANKS	5.047	98.8292	11/01/2023	25,000,000.00	24,957,300.00	24,996,293.60	(38,993.60)
3137EAZ8	FEDERAL HOME LOAN MORTGAGE CORP	0.280	97.8340	11/06/2023	10,000,000.00	9,783,400.00	9,998,701.04	(215,301.04)
313588NY7	FEDERAL NATIONAL MORTGAGE ASSOCIATION	5.111	97.6735	11/07/2023	15,000,000.00	14,651,025.00	14,673,056.25	(12,031.25)
3130AUUB8	FEDERAL HOME LOAN BANKS	5.010	99.8316	11/08/2023	50,000,000.00	49,915,800.00	50,000,000.00	(84,200.00)
3135G06F5	FEDERAL NATIONAL MORTGAGE ASSOCIATION	0.310	97.6620	11/16/2023	5,000,000.00	4,883,100.00	5,000,000.00	(116,900.00)
3134GXBL7	FEDERAL HOME LOAN MORTGAGE CORP	0.325	97.7157	11/16/2023	15,000,000.00	14,657,355.00	14,998,271.98	(340,916.98)
3135G3A39	FEDERAL NATIONAL MORTGAGE ASSOCIATION	0.300	97.6576	11/16/2023	10,000,000.00	9,765,760.00	10,000,000.00	(234,240.00)
3133EN2T6	FEDERAL FARM CREDIT BANKS FUNDING CORP	4.800	99.6322	11/21/2023	15,000,000.00	14,944,830.00	14,996,569.20	(51,739.20)
3134GXCA0	FEDERAL HOME LOAN MORTGAGE CORP	0.328	97.5553	11/24/2023	10,710,000.00	10,448,172.63	10,709,565.58	(261,392.95)
3134GXCA0	FEDERAL HOME LOAN MORTGAGE CORP	0.328	97.5553	11/24/2023	10,000,000.00	9,755,530.00	9,999,597.71	(244,067.71)
3130AEXE3	FEDERAL HOME LOAN BANKS	2.589	97.7420	11/27/2023	20,000,000.00	19,548,400.00	19,829,477.23	(281,077.23)
3133EMHL9	FEDERAL FARM CREDIT BANKS FUNDING CORP	0.310	97.4676	11/30/2023	10,000,000.00	9,746,760.00	10,000,000.00	(253,240.00)
3133EMJ06	FEDERAL FARM CREDIT BANKS FUNDING CORP	0.253	97.3499	12/08/2023	9,931,000.00	9,667,818.57	9,931,007.27	(263,188.70)
3133EMKW1	FEDERAL FARM CREDIT BANKS FUNDING CORP	0.235	97.1448	12/21/2023	20,000,000.00	19,428,960.00	19,997,208.45	(568,248.45)
3133EMKW1	FEDERAL FARM CREDIT BANKS FUNDING CORP	0.235	97.1448	12/21/2023	10,000,000.00	9,714,480.00	9,998,608.05	(284,128.05)
3130AKK90	FEDERAL HOME LOAN BANKS	0.235	97.1209	12/22/2023	15,000,000.00	14,568,135.00	14,996,244.34	(428,109.34)
3130AQF57	FEDERAL HOME LOAN BANKS	0.736	97.3887	12/22/2023	25,000,000.00	24,347,175.00	24,984,630.14	(637,455.14)
3130AUF67	FEDERAL HOME LOAN BANKS	4.838	99.6148	12/27/2023	25,000,000.00	24,903,700.00	24,987,765.15	(84,065.15)
3130AKL79	FEDERAL HOME LOAN BANKS	0.250	97.0759	12/28/2023	10,000,000.00	9,707,590.00	10,000,000.00	(292,410.00)
3133EMLT7	FEDERAL FARM CREDIT BANKS FUNDING CORP	0.235	97.0536	12/28/2023	15,000,000.00	14,558,040.00	14,997,836.14	(439,796.14)
3133EMLT7	FEDERAL FARM CREDIT BANKS FUNDING CORP	0.244	97.0536	12/28/2023	10,000,000.00	9,705,360.00	9,998,055.22	(292,695.22)
3130ASKB4	FEDERAL HOME LOAN BANKS	3.350	98.8000	12/29/2023	25,000,000.00	24,700,000.00	25,000,000.00	(300,000.00)
3133EN5M8	FEDERAL FARM CREDIT BANKS FUNDING CORP	4.875	99.6692	01/10/2024	25,000,000.00	24,917,300.00	25,000,000.00	(82,700.00)
3130AUM92	FEDERAL HOME LOAN BANKS	4.847	99.5847	01/19/2024	25,000,000.00	24,896,175.00	24,985,078.90	(88,903.90)
3134GWC6	FEDERAL HOME LOAN MORTGAGE CORP	0.420	96.8636	01/24/2024	15,000,000.00	14,529,540.00	15,000,000.00	(470,460.00)
3130AUCQ1	FEDERAL HOME LOAN BANKS	4.875	99.6448	01/30/2024	25,000,000.00	24,911,200.00	25,000,000.00	(88,800.00)
3130AUCQ1	FEDERAL HOME LOAN BANKS	4.875	99.6448	01/30/2024	25,000,000.00	24,911,200.00	25,000,000.00	(88,800.00)
3130AURR7	FEDERAL HOME LOAN BANKS	5.101	99.5674	02/02/2024	25,755,000.00	25,643,583.87	25,695,962.52	(52,378.65)
3130AUZM9	FEDERAL HOME LOAN BANKS	5.100	99.7919	02/21/2024	50,000,000.00	49,895,950.00	50,000,000.00	(104,050.00)
3135GAS45	FEDERAL NATIONAL MORTGAGE ASSOCIATION	0.350	96.2877	02/23/2024	20,000,000.00	19,257,540.00	20,000,000.00	(742,460.00)
3130AVLM2	FEDERAL HOME LOAN BANKS	5.058	99.6665	02/27/2024	50,000,000.00	49,833,250.00	50,000,000.00	(166,750.00)
3133ELN39	FEDERAL FARM CREDIT BANKS FUNDING CORP	1.542	97.1384	02/28/2024	5,000,000.00	4,856,920.00	5,000,000.00	(143,080.00)
3136G4Z97	FEDERAL NATIONAL MORTGAGE ASSOCIATION	0.375	96.2545	02/28/2024	10,000,000.00	9,625,450.00	10,000,000.00	(374,550.00)
3130ARH99	FEDERAL HOME LOAN BANKS	2.180	97.6683	02/28/2024	7,000,000.00	6,836,781.00	6,996,921.19	(160,140.19)
3133EPC89	FEDERAL FARM CREDIT BANKS FUNDING CORP	5.116	99.8329	02/28/2024	25,000,000.00	24,958,225.00	24,996,460.27	(38,235.27)
3130AVAJ1	FEDERAL HOME LOAN BANKS	5.337	99.9134	03/06/2024	50,000,000.00	49,956,700.00	49,967,983.61	(11,283.61)
3133ENR83	FEDERAL FARM CREDIT BANKS FUNDING CORP	1.764	97.1775	03/14/2024	20,000,000.00	19,435,500.00	19,978,641.86	(543,141.86)
3133EMT22	FEDERAL FARM CREDIT BANKS FUNDING CORP	0.307	96.1197	03/18/2024	25,000,000.00	24,029,925.00	24,998,575.63	(968,650.63)
3130AKK72	FEDERAL HOME LOAN BANKS	0.279	95.8139	03/20/2024	15,000,000.00	14,372,085.00	14,998,854.85	(626,769.85)
3130AKK72	FEDERAL HOME LOAN BANKS	0.270	95.8139	03/28/2024	10,000,000.00	9,581,300.00	10,000,000.00	(418,610.00)
3130AKK72	FEDERAL HOME LOAN BANKS	0.270	95.8139	03/28/2024	15,000,000.00	14,372,085.00	15,000,000.00	(627,915.00)
3136G43W1	FEDERAL NATIONAL MORTGAGE ASSOCIATION	0.320	95.8535	03/28/2024	10,000,000.00	9,585,350.00	10,000,000.00	(414,650.00)
3130ARF55	FEDERAL HOME LOAN BANKS	2.000	97.2730	03/28/2024	10,000,000.00	9,727,300.00	10,000,000.00	(272,700.00)
3130AVFY3	FEDERAL HOME LOAN BANKS	5.150	99.7063	03/28/2024	50,000,000.00	49,853,150.00	50,000,000.00	(146,850.00)
3130AVBR2	FEDERAL HOME LOAN BANKS	5.514	99.8674	04/01/2024	20,000,000.00	19,973,480.00	20,000,000.00	(262,520.00)
3133EMVD1	FEDERAL FARM CREDIT BANKS FUNDING CORP	0.330	95.7672	04/05/2024	10,000,000.00	9,576,720.00	10,000,000.00	(423,280.00)
3130ALTJ3	FEDERAL HOME LOAN BANKS	0.375	95.7690	04/08/2024	10,000,000.00	9,576,900.00	10,000,000.00	(423,100.00)
3130AVKY7	FEDERAL HOME LOAN BANKS	5.000	99.7055	04/10/2024	15,000,000.00	14,955,825.00	15,000,000.00	(44,175.00)
3135GAGD7	FEDERAL NATIONAL MORTGAGE ASSOCIATION	5.100	99.6629	04/11/2024	15,000,000.00	14,949,435.00	15,000,000.00	(50,565.00)
3133ENUS7	FEDERAL FARM CREDIT BANKS FUNDING CORP	2.580	97.6055	04/18/2024	10,000,000.00	9,760,550.00	10,000,000.00	(239,450.00)
3133ENUS7	FEDERAL FARM CREDIT BANKS FUNDING CORP	2.721	97.6055	04/18/2024	10,520,000.00	10,268,098.60	10,507,332.29	(239,233.69)
3135GAGQ8	FEDERAL NATIONAL MORTGAGE ASSOCIATION	5.050	99.6073	04/19/2024	15,000,000.00	14,941,095.00	15,000,000.00	(58,905.00)
3130AVPN6	FEDERAL HOME LOAN BANKS	5.120	99.6882	04/26/2024	10,000,000.00	9,968,820.00	10,000,000.00	(31,180.00)
3134GVAL0	FEDERAL HOME LOAN MORTGAGE CORP	0.500	95.6364	04/29/2024	15,000,000.00	14,345,460.00	15,000,000.00	(654,540.00)
3130AWBC3	FEDERAL HOME LOAN BANKS	5.210	99.9154	05/01/2024	50,000,000.00	49,957,700.00	50,000,000.00	(42,300.00)
3135GA2P5	FEDERAL NATIONAL MORTGAGE ASSOCIATION	0.356	95.4587	05/03/2024	3,500,000.00	3,341,054.50	3,499,814.22	(158,759.72)
3130AVKR2	FEDERAL HOME LOAN BANKS	5.174	99.6837	05/03/2024	15,000,000.00	14,952,555.00	15,000,000.00	(47,445.00)
3130AVMG4	FEDERAL HOME LOAN BANKS	5.284	99.7049	05/06/2024	50,000,000.00	49,852,450.00	50,000,000.00	(147,550.00)
3130AW3N8	FEDERAL HOME LOAN BANKS	4.751	99.4983	05/08/2024	15,000,000.00	14,924,745.00	15,000,000.00	(75,255.00)
3130AVM74	FEDERAL HOME LOAN BANKS	4.383	99.1463	05/15/2024	15,000,000.00	14,871,945.00	15,000,000.00	(128,055.00)
3130AVM90	FEDERAL HOME LOAN BANKS	4.388	99.0727	05/15/2024	15,000,000.00	14,860,905.00	14,988,250.62	(127,345.62)
3130AVZU9	FEDERAL HOME LOAN BANKS	4.750						

3134GYFM9	FEDERAL HOME LOAN MORTGAGE CORP	5.050	99.4119	08/01/2024	15,000,000.00	14,911,785.00	15,000,000.00	(88,215.00)
3136G4J38	FEDERAL NATIONAL MORTGAGE ASSOCIATION	0.410	94.3630	08/12/2024	15,000,000.00	14,154,450.00	15,000,000.00	(845,550.00)
3133EL40	FEDERAL FARM CREDIT BANKS FUNDING CORP	2.882	94.3597	08/19/2024	10,000,000.00	9,435,970.00	10,000,000.00	(2,81,952.35)
3136G4P31	FEDERAL NATIONAL MORTGAGE ASSOCIATION	0.450	94.3365	08/19/2024	3,701,000.00	3,491,393.87	3,701,000.00	(209,606.14)
3135GA4R9	FEDERAL NATIONAL MORTGAGE ASSOCIATION	0.420	94.2604	08/23/2024	15,000,000.00	14,139,060.00	15,000,000.00	(860,940.00)
3133EL559	FEDERAL FARM CREDIT BANKS FUNDING CORP	2.905	94.2104	09/03/2024	10,000,000.00	9,421,040.00	10,000,000.00	(286,368.09)
3133EQA7	FEDERAL FARM CREDIT BANKS FUNDING CORP	1.693	96.4704	09/10/2024	2,064,000.00	1,991,149.06	2,073,886.02	(82,736.96)
3134GWN85	FEDERAL HOME LOAN MORTGAGE CORP	0.450	94.1103	09/10/2024	10,000,000.00	9,411,030.00	10,000,000.00	(588,970.00)
3134GWL79	FEDERAL HOME LOAN MORTGAGE CORP	0.400	94.0497	09/10/2024	10,000,000.00	9,404,970.00	10,000,000.00	(595,030.00)
3134GWL79	FEDERAL HOME LOAN MORTGAGE CORP	0.400	94.0497	09/10/2024	10,000,000.00	9,404,970.00	10,000,000.00	(595,030.00)
3134GWN44	FEDERAL HOME LOAN MORTGAGE CORP	0.450	94.1012	09/11/2024	10,000,000.00	9,410,120.00	10,000,000.00	(589,880.00)
3136G43H4	FEDERAL NATIONAL MORTGAGE ASSOCIATION	1.400	93.9938	09/16/2024	10,000,000.00	9,399,380.00	10,000,000.00	(600,620.00)
3133EK75	FEDERAL FARM CREDIT BANKS FUNDING CORP	0.671	95.8485	09/17/2024	6,128,000.00	5,873,596.00	6,122,544.01	(248,947.93)
3134GXVM3	FEDERAL HOME LOAN MORTGAGE CORP	3.001	97.2823	09/23/2024	15,000,000.00	14,592,345.00	15,000,000.00	(407,655.00)
3130ANX88	FEDERAL HOME LOAN BANKS	0.500	94.0176	09/27/2024	10,000,000.00	9,401,760.00	10,000,000.00	(598,240.00)
3130AL7H7	FEDERAL HOME LOAN BANKS	0.510	94.0397	09/30/2024	25,000,000.00	23,509,925.00	25,000,000.00	(1,490,075.00)
3130APBH7	FEDERAL HOME LOAN BANKS	0.590	94.1156	09/30/2024	20,000,000.00	18,823,120.00	19,994,667.88	(1,171,547.88)
3130ARMT5	FEDERAL HOME LOAN BANKS	2.838	96.8690	10/25/2024	10,000,000.00	9,686,900.00	9,994,947.37	(308,047.37)
3135G06E8	FEDERAL NATIONAL MORTGAGE ASSOCIATION	0.420	93.3709	11/18/2024	10,000,000.00	9,337,090.00	10,000,000.00	(662,910.00)
3130ALF25	FEDERAL HOME LOAN BANKS	0.400	93.2684	11/26/2024	5,000,000.00	4,663,420.00	5,000,000.00	(336,580.00)
3130AK3T1	FEDERAL HOME LOAN BANKS	0.500	93.3559	12/09/2024	10,000,000.00	9,335,590.00	10,000,000.00	(664,410.00)
3133ENGN4	FEDERAL FARM CREDIT BANKS FUNDING CORP	0.970	94.0339	12/09/2024	10,000,000.00	9,403,390.00	10,000,000.00	(596,610.00)
3130ANRB8	FEDERAL HOME LOAN BANKS	0.553	93.3644	12/17/2024	10,000,000.00	9,336,440.00	9,999,524.01	(663,084.01)
3133EMLP5	FEDERAL FARM CREDIT BANKS FUNDING CORP	0.320	92.9200	12/23/2024	5,000,000.00	4,646,000.00	5,000,000.00	(354,000.00)
3133EMLP5	FEDERAL FARM CREDIT BANKS FUNDING CORP	0.320	92.9200	12/23/2024	15,000,000.00	13,938,000.00	15,000,000.00	(1,062,000.00)
3133EMLP5	FEDERAL FARM CREDIT BANKS FUNDING CORP	0.339	92.9200	12/23/2024	10,000,000.00	9,292,000.00	9,997,056.41	(705,056.41)
3133EMK88	FEDERAL FARM CREDIT BANKS FUNDING CORP	1.202	94.5467	01/06/2025	5,000,000.00	4,727,335.00	4,993,967.69	(266,632.69)
3135G0X24	FEDERAL NATIONAL MORTGAGE ASSOCIATION	1.098	95.2843	01/07/2025	10,000,000.00	9,528,430.00	10,082,685.62	(554,255.62)
3134GWET9	FEDERAL HOME LOAN MORTGAGE CORP	0.510	93.3052	01/29/2025	15,000,000.00	13,995,780.00	15,000,000.00	(1,004,220.00)
3133ENPY0	FEDERAL FARM CREDIT BANKS FUNDING CORP	1.764	95.1756	02/25/2025	5,000,000.00	4,758,780.00	4,998,841.24	(240,061.24)
3133EMSC7	FEDERAL FARM CREDIT BANKS FUNDING CORP	0.512	92.7116	03/03/2025	10,000,000.00	9,271,160.00	9,994,511.65	(723,351.65)
3133EMSC7	FEDERAL FARM CREDIT BANKS FUNDING CORP	0.480	92.7116	03/03/2025	5,000,000.00	4,635,580.00	5,000,000.00	(364,420.00)
3130AR4V0	FEDERAL HOME LOAN BANKS	2.150	95.3423	03/14/2025	5,000,000.00	4,767,115.00	5,000,000.00	(232,885.00)
3130AR4G3	FEDERAL HOME LOAN BANKS	4.264	95.9804	03/14/2025	3,500,000.00	3,359,314.00	3,380,152.23	(20,838.23)
3130ALLP7	FEDERAL HOME LOAN BANKS	0.688	92.8466	03/17/2025	15,000,000.00	13,926,990.00	14,989,849.70	(1,062,859.70)
3130ALLP7	FEDERAL HOME LOAN BANKS	0.700	92.8466	03/17/2025	25,000,000.00	23,211,650.00	24,977,224.33	(1,765,574.33)
3130ALN34	FEDERAL HOME LOAN BANKS	0.700	92.8826	03/24/2025	10,000,000.00	9,288,260.00	10,000,000.00	(711,740.00)
3134GW22	FEDERAL HOME LOAN MORTGAGE CORP	0.475	92.4983	03/24/2025	15,000,000.00	13,874,745.00	15,000,000.00	(1,125,255.00)
3130ALNK6	FEDERAL HOME LOAN BANKS	0.625	92.7475	03/25/2025	10,000,000.00	9,274,750.00	10,000,000.00	(725,250.00)
3130ALKF0	FEDERAL HOME LOAN BANKS	0.625	92.7475	03/25/2025	10,000,000.00	9,274,750.00	10,000,000.00	(725,250.00)
3130ALKF0	FEDERAL HOME LOAN BANKS	0.625	92.7475	03/25/2025	10,000,000.00	9,274,750.00	10,000,000.00	(725,250.00)
3130AR7D7	FEDERAL HOME LOAN BANKS	2.050	95.1516	03/25/2025	5,000,000.00	4,757,580.00	5,000,000.00	(242,420.00)
3134GWP26	FEDERAL HOME LOAN MORTGAGE CORP	0.500	92.5113	03/28/2025	10,000,000.00	9,251,130.00	10,000,000.00	(748,870.00)
3133EMUP5	FEDERAL FARM CREDIT BANKS FUNDING CORP	0.710	92.8427	04/01/2025	10,000,000.00	9,284,270.00	10,000,000.00	(715,730.00)
3133EMUP5	FEDERAL FARM CREDIT BANKS FUNDING CORP	0.710	92.8427	04/01/2025	10,000,000.00	9,284,270.00	10,000,000.00	(715,730.00)
3130ALWL4	FEDERAL HOME LOAN BANKS	0.720	92.8119	04/08/2025	15,000,000.00	13,921,785.00	15,000,000.00	(1,078,215.00)
3130ALDX9	FEDERAL HOME LOAN BANKS	0.500	92.1307	05/23/2025	14,750,000.00	13,589,278.25	14,750,000.00	(1,160,721.75)
3134GVRV2	FEDERAL HOME LOAN MORTGAGE CORP	0.750	92.5687	05/27/2025	10,000,000.00	9,256,870.00	10,000,000.00	(743,130.00)
3134GVWM6	FEDERAL HOME LOAN MORTGAGE CORP	0.730	92.5246	05/28/2025	5,000,000.00	4,626,230.00	5,000,000.00	(373,770.00)
3134GVWM6	FEDERAL HOME LOAN MORTGAGE CORP	0.730	92.5246	05/28/2025	10,000,000.00	9,252,460.00	10,000,000.00	(747,540.00)
3130AR5C1	FEDERAL HOME LOAN BANKS	0.760	92.5620	05/28/2025	15,000,000.00	13,884,300.00	14,997,002.02	(1,112,702.02)
3134GVS86	FEDERAL HOME LOAN BANKS	2.900	96.3028	05/29/2025	10,000,000.00	9,630,280.00	10,000,000.00	(369,720.00)
3134GV955	FEDERAL HOME LOAN MORTGAGE CORP	0.650	92.6577	06/09/2025	15,000,000.00	13,898,655.00	15,000,000.00	(1,101,345.00)
3133EL180	FEDERAL FARM CREDIT BANKS FUNDING CORP	0.680	92.3017	06/10/2025	5,025,000.00	4,638,160.43	5,025,000.00	(386,839.58)
3134GWP91	FEDERAL HOME LOAN MORTGAGE CORP	0.590	91.9143	06/16/2025	5,000,000.00	4,595,715.00	5,000,000.00	(404,285.00)
3130AL1Z0	FEDERAL HOME LOAN BANKS	0.530	91.9571	06/18/2025	10,000,000.00	9,195,710.00	10,000,000.00	(804,290.00)
3135GAZ4	FEDERAL NATIONAL MORTGAGE ASSOCIATION	0.500	91.8543	06/24/2025	10,000,000.00	9,185,430.00	10,000,000.00	(814,570.00)
3134GXV99	FEDERAL HOME LOAN MORTGAGE CORP	3.560	97.1632	06/27/2025	10,000,000.00	9,716,320.00	10,000,000.00	(283,680.00)
3136G4XK4	FEDERAL NATIONAL MORTGAGE ASSOCIATION	0.650	92.1576	06/30/2025	5,000,000.00	4,607,880.00	5,000,000.00	(392,120.00)
3130ALU93	FEDERAL HOME LOAN BANKS	0.750	92.3527	06/30/2025	10,000,000.00	9,235,270.00	10,000,000.00	(764,730.00)
3136G4XZ1	FEDERAL NATIONAL MORTGAGE ASSOCIATION	0.740	92.3330	06/30/2025	5,000,000.00	4,616,650.00	5,000,000.00	(383,350.00)
3136G4XR9	FEDERAL NATIONAL MORTGAGE ASSOCIATION	0.740	92.2851	07/07/2025	14,900,000.00	13,750,479.90	14,900,000.00	(1,149,520.10)
3136G4YU1	FEDERAL NATIONAL MORTGAGE ASSOCIATION	0.730	92.2106	07/15/2025	15,000,000.00	13,831,590.00	15,000,000.00	(1,168,410.00)
3136G4C27	FEDERAL NATIONAL MORTGAGE ASSOCIATION	0.700	92.0543	07/29/2025	15,000,000.00	13,808,145.00	15,000,000.00	(1,191,855.00)
3136G4D75	FEDERAL NATIONAL MORTGAGE ASSOCIATION	0.600	91.8521	07/29/2025	10,000,000.00	9,185,210.00	10,000,000.00	(814,790.00)
3136G4F32	FEDERAL NATIONAL MORTGAGE ASSOCIATION	0.600	91.8521	07/29/2025	10,000,000.00	9,185,210.00	10,000,000.00	(814,790.00)
3136G4B77	FEDERAL NATIONAL MORTGAGE ASSOCIATION	0.700	91.9721	08/04/2025	10,000,000.00	9,197,210.00	10,000,000.00	(802,790.00)
3136G4B77	FEDERAL NATIONAL MORTGAGE ASSOCIATION	0.700	91.9721	08/04/2025	15,000,000.00	13,795,815.00	15,000,000.00	(1,204,185.00)
3133PKA2	FEDERAL FARM CREDIT BANKS FUNDING CORP	4.019	99.1511	08/18/2025	10,000,000.00	9,996,559.54	10,000,000.00	(81,440.46)
3136G4H63	FEDERAL NATIONAL MORTGAGE ASSOCIATION	0.550	91.5574	08/19/2025	15,000,000.00	13,733,610.00	15,000,000.00	(1,266,390.00)
3134GWLW4	FEDERAL HOME LOAN MORTGAGE CORP	0.625	91.7211	08/19/2025	10,000,000.00	9,172,110.00	10,000,000.00	(827,890.00)
3130ALFN9	FEDERAL HOME LOAN BANKS	0.550	91.5138	08/25/2025	5,000,000.00	4,575,690.00	5,000,000.00	(424,310.00)
3136G4X40	FEDERAL NATIONAL MORTGAGE ASSOCIATION	0.600	91.6109	08/26/2025	10,000,000.00	9,161,090.00	10,000,000.00	(838,910.00)
3136G4Z9F	FEDERAL NATIONAL MORTGAGE ASSOCIATION	0.625	91.6561	08/27/2025	5,000,000.00	4,582,805.00	5,000,000.00	(417,195.00)
3136G4Q97	FEDERAL NATIONAL MORTGAGE ASSOCIATION	0.650	91.7084	08/27/2025	8,650,000.00	7,932,776.60	8,650,000.00	(717,223.40)
3134GWL38	FEDERAL HOME LOAN MORTGAGE CORP	0.540	91.3360	09/15/2025	10,000,000.00	9,133,600.00	10,000,000.00	(866,400.00)
3134GWL38	FEDERAL HOME LOAN MORTGAGE CORP	0.540	91.3360	09/15/2025	15,000,000.00	13,700,400.00	15,000,000.00	(1,299,600.00)
3137FAEX3	FEDERAL HOME LOAN MORTGAGE CORP	0.497	91.2899	09/23/2025	10,000,000.00	9,128,990.00	9,972,114.93	(843,124.93)
3134GWTG1	FEDERAL HOME LOAN MORTGAGE CORP	0.600	91.4450	09/30/2025	5,000,000.00	4,556,725.00	5,000,000.00	(443,275.00)
3135G06A6	FEDERAL NATIONAL MORTGAGE ASSOCIATION	0.580	91.1449	10/20/2025	10,000,000.00	9,114,490.00	10,000,000.00	(885,510.00)
3134GZV1	FEDERAL HOME LOAN MORTGAGE CORP	1.238	91.2863	10/20/2025	10,000,000.00	9,114,490.00	9,998,212.74	(883,822.74)
3136G4S43	FEDERAL NATIONAL MORTGAGE ASSOCIATION	0.540	91.0043	10/27/2025	10,000,000.00	9,100,430.00	10,000,000.00	(899,570.00)
3134GW3X2	FEDERAL HOME LOAN MORTGAGE CORP	0.625	91.1947	10/27/2025	10,000,000.00	9,119,470.00	10,000,000.00	(880,530.00)
3134GW3Z7	FEDERAL HOME LOAN MORTGAGE CORP	0.600	91.1314	10/28/2025	10,000,000.00	9,113,140.00	10,000,000.00	(886,860.00)
3134GW3Y0	FEDERAL HOME LOAN MORTGAGE CORP	0.550	91.0193	10/28/2025	10,000,000.00	9,101,930.00	10,000,000.00	(898,070.00)
3136G4657	FEDERAL NATIONAL MORTGAGE ASSOCIATION	0.560	91.0418	10/28/2025	5,000,000.00	4,552,090.00	5,000,000.00	(447,910.00)
3135G06C2	FEDERAL NATIONAL MORTGAGE ASSOCIATION	0.600	91.1243	10/29/2025	10,000,000.00	9,112,430.00	10,000,000.00	(887,570.00)
3135G06C2	FEDERAL NATIONAL MORTGAGE ASSOCIATION	0.604	91.1243	10/29/2025	10,000,000.00	9,112,430.00	9,999,034.44	(886,604.44)
3136G46N8	FEDERAL NATIONAL MORTGAGE ASSOCIATION	0.600	91.1243	10/29/2025	5,000,000.00	4,556,215.00	5,000,000.00	(443,785.00)
3135GA2N0	FEDERAL NATIONAL MORTGAGE ASSOCIATION	0.550	90.9449	11/04/2025				

3130ALH56	FEDERAL HOME LOAN BANKS	0.750	90.2956	03/18/2026	10,000,000.00	9,029,560.00	10,000,000.00	(970,440.00)
3130ALHG2	FEDERAL HOME LOAN BANKS	0.750	90.2956	03/18/2026	10,000,000.00	9,029,560.00	10,000,000.00	(970,440.00)
3130ALFW9	FEDERAL HOME LOAN BANKS	0.790	90.3981	03/18/2026	15,000,000.00	13,559,715.00	15,000,000.00	(1,440,285.00)
3130ALGG7	FEDERAL HOME LOAN BANKS	1.000	90.8785	03/23/2026	14,625,000.00	13,290,980.63	14,625,000.00	(1,334,019.38)
3130ALGJ7	FEDERAL HOME LOAN BANKS	1.000	90.8785	03/23/2026	14,625,000.00	13,290,980.63	14,625,000.00	(1,334,019.38)
3130ALGJ7	FEDERAL HOME LOAN BANKS	1.000	90.8785	03/23/2026	9,750,000.00	8,860,653.75	9,750,000.00	(889,346.25)
3130ALGJ7	FEDERAL HOME LOAN BANKS	1.000	90.8785	03/23/2026	9,750,000.00	8,860,653.75	9,750,000.00	(889,346.25)
3130ALGJ7	FEDERAL HOME LOAN BANKS	1.016	90.8785	03/23/2026	8,921,250.00	8,107,498.18	8,917,272.65	(809,771.47)
3130ALGJ7	FEDERAL HOME LOAN BANKS	1.000	90.8785	03/23/2026	19,500,000.00	17,721,307.50	19,500,000.00	(1,778,692.50)
3130ALGJ7	FEDERAL HOME LOAN BANKS	3.010	90.8785	03/23/2026	19,500,000.00	17,721,307.50	19,500,000.00	(1,778,692.50)
3130ALKL7	FEDERAL HOME LOAN BANKS	0.850	90.5029	03/25/2026	10,000,000.00	9,050,290.00	10,000,000.00	(949,710.00)
3133ENLJ2	FEDERAL FARM CREDIT BANKS FUNDING CORP	3.110	95.6200	04/13/2026	10,000,000.00	9,562,000.00	10,000,000.00	(438,000.00)
3133EMZS4	FEDERAL FARM CREDIT BANKS FUNDING CORP	0.900	90.2962	05/18/2026	5,000,000.00	4,514,810.00	5,000,000.00	(485,190.00)
3130AVZ96	FEDERAL HOME LOAN BANKS	5.500	99.5347	05/18/2026	10,000,000.00	9,953,470.00	10,000,000.00	(46,530.00)
3130AMJN3	FEDERAL HOME LOAN BANKS	1.030	90.5982	05/26/2026	5,000,000.00	4,529,910.00	5,000,000.00	(470,090.00)
3130AMKB7	FEDERAL HOME LOAN BANKS	1.050	90.6520	05/26/2026	15,000,000.00	13,597,800.00	15,000,000.00	(1,402,200.00)
3130AMME9	FEDERAL HOME LOAN BANKS	1.000	90.5170	05/26/2026	10,000,000.00	9,051,700.00	10,000,000.00	(948,300.00)
3130AMSS2	FEDERAL HOME LOAN BANKS	1.000	90.3762	06/08/2026	15,000,000.00	13,556,430.00	15,000,000.00	(1,443,570.00)
3130AMMZ2	FEDERAL HOME LOAN BANKS	1.000	90.3380	06/10/2026	5,000,000.00	4,516,900.00	5,000,000.00	(483,100.00)
3130AMWTS	FEDERAL HOME LOAN BANKS	1.050	90.4008	06/26/2026	15,000,000.00	13,560,120.00	15,000,000.00	(1,439,880.00)
3130AMT69	FEDERAL HOME LOAN BANKS	1.070	90.4565	06/26/2026	10,000,000.00	9,045,650.00	10,000,000.00	(954,350.00)
3130ASDK2	FEDERAL HOME LOAN BANKS	3.250	97.3981	06/29/2026	5,250,000.00	5,113,400.25	5,250,000.00	(136,599.75)
3130AN3B4	FEDERAL HOME LOAN BANKS	1.020	90.2525	07/06/2026	15,000,000.00	13,537,875.00	15,000,000.00	(1,462,125.00)
3133EMQ62	FEDERAL FARM CREDIT BANKS FUNDING CORP	0.990	90.0960	07/13/2026	10,000,000.00	9,009,600.00	10,000,000.00	(990,400.00)
3133EMQ62	FEDERAL FARM CREDIT BANKS FUNDING CORP	0.990	90.0960	07/13/2026	10,000,000.00	9,009,600.00	10,000,000.00	(990,400.00)
3130ANSK2	FEDERAL HOME LOAN BANKS	4.366	92.3259	07/20/2026	2,375,000.00	2,192,740.13	2,375,000.00	(182,259.87)
3130AN3R9	FEDERAL HOME LOAN BANKS	1.130	90.4749	07/20/2026	10,000,000.00	9,047,490.00	10,000,000.00	(952,510.00)
3133ENB67	FEDERAL FARM CREDIT BANKS FUNDING CORP	3.174	97.1311	07/20/2026	10,000,000.00	9,713,110.00	10,000,000.00	(286,890.00)
3130ANBX7	FEDERAL HOME LOAN BANKS	1.000	90.0679	07/22/2026	15,000,000.00	13,510,185.00	15,000,000.00	(1,489,815.00)
3130ANAJ9	FEDERAL HOME LOAN BANKS	1.000	90.0626	07/27/2026	10,000,000.00	9,006,260.00	10,000,000.00	(993,740.00)
3130ANAJ9	FEDERAL HOME LOAN BANKS	1.000	90.0626	07/27/2026	15,000,000.00	13,509,390.00	15,000,000.00	(1,490,610.00)
3133ENC99	FEDERAL FARM CREDIT BANKS FUNDING CORP	3.629	96.6929	07/27/2026	20,000,000.00	19,338,580.00	20,000,000.00	(661,420.00)
3133ENV72	FEDERAL FARM CREDIT BANKS FUNDING CORP	4.590	101.0684	07/27/2026	5,000,000.00	5,053,420.00	4,987,356.61	(66,643.39)
3133ENV72	FEDERAL FARM CREDIT BANKS FUNDING CORP	4.638	101.0684	07/27/2026	5,000,000.00	5,053,420.00	4,987,356.61	(66,643.39)
3133ENV72	FEDERAL FARM CREDIT BANKS FUNDING CORP	4.477	101.0684	07/27/2026	5,000,000.00	5,053,420.00	5,003,588.87	(49,411.13)
3133END80	FEDERAL FARM CREDIT BANKS FUNDING CORP	2.873	96.6871	08/03/2026	10,000,000.00	9,668,710.00	10,037,760.71	(969,050.71)
3130ANFD7	FEDERAL HOME LOAN BANKS	1.000	90.0007	08/05/2026	10,000,000.00	9,000,070.00	10,000,000.00	(999,930.00)
3134GXV3	FEDERAL HOME LOAN MORTGAGE CORP	5.002	99.8935	08/10/2026	4,500,000.00	4,495,207.50	4,500,000.00	(4,792.50)
3130ANE48	FEDERAL HOME LOAN BANKS	1.000	89.9246	08/17/2026	10,000,000.00	8,992,460.00	10,000,000.00	(1,007,540.00)
3130ANM10	FEDERAL HOME LOAN BANKS	1.100	90.1928	08/20/2026	10,000,000.00	9,019,280.00	10,000,000.00	(980,720.00)
3130ANM10	FEDERAL HOME LOAN BANKS	1.668	90.1928	08/20/2026	10,000,000.00	9,019,280.00	9,834,460.49	(805,139.49)
3130ANM10	FEDERAL HOME LOAN BANKS	3.132	90.1928	08/20/2026	15,000,000.00	13,528,920.00	14,084,536.59	(555,616.59)
3133ENH45	FEDERAL FARM CREDIT BANKS FUNDING CORP	3.137	97.0042	08/24/2026	5,000,000.00	4,850,210.00	4,998,222.73	(148,012.73)
3133ENH45	FEDERAL FARM CREDIT BANKS FUNDING CORP	3.294	97.0042	08/24/2026	5,000,000.00	4,850,210.00	4,974,604.52	(124,394.52)
3130ANPF1	FEDERAL HOME LOAN BANKS	1.000	89.8492	08/25/2026	10,000,000.00	8,984,920.00	10,000,000.00	(1,015,080.00)
3130ANS5C	FEDERAL HOME LOAN BANKS	1.000	89.8410	08/26/2026	15,000,000.00	13,476,150.00	15,000,000.00	(1,523,850.00)
3130ANT59	FEDERAL HOME LOAN BANKS	1.000	89.8428	08/26/2026	15,000,000.00	13,476,420.00	15,000,000.00	(1,523,580.00)
3130ATFH5	FEDERAL HOME LOAN BANKS	3.941	99.0847	09/11/2026	5,000,000.00	4,954,235.00	4,971,299.02	(17,064.02)
3130ATHV2	FEDERAL HOME LOAN BANKS	4.312	100.6045	09/11/2026	1,000,000.00	1,006,045.00	998,158.20	(7,886.80)
3130AP5M3	FEDERAL HOME LOAN BANKS	1.040	89.9701	09/28/2026	15,000,000.00	13,495,515.00	15,000,000.00	(1,504,485.00)
3130APAD7	FEDERAL HOME LOAN BANKS	1.035	89.9994	09/28/2026	15,000,000.00	13,499,910.00	15,000,000.00	(1,500,090.00)
3130ANYN4	FEDERAL HOME LOAN BANKS	1.000	89.8401	09/30/2026	10,000,000.00	8,984,010.00	10,000,000.00	(1,015,990.00)
3133ENT67	FEDERAL FARM CREDIT BANKS FUNDING CORP	4.318	100.3316	10/19/2026	5,000,000.00	5,016,580.00	4,989,509.65	(27,070.35)
3133ENT67	FEDERAL FARM CREDIT BANKS FUNDING CORP	4.318	100.3316	10/19/2026	5,000,000.00	5,016,580.00	4,989,509.65	(27,070.35)
3133ENBK5	FEDERAL FARM CREDIT BANKS FUNDING CORP	1.249	90.1287	10/20/2026	10,000,000.00	9,012,870.00	9,964,120.17	(951,250.17)
3133ENBK5	FEDERAL FARM CREDIT BANKS FUNDING CORP	1.340	90.1287	10/20/2026	10,000,000.00	9,012,870.00	9,934,604.90	(92,395.10)
3133EN7A2	FEDERAL FARM CREDIT BANKS FUNDING CORP	3.827	98.4781	10/26/2026	4,300,000.00	4,234,558.30	4,272,865.56	(38,307.26)
3134GW4C7	FEDERAL HOME LOAN MORTGAGE CORP	3.046	89.0636	10/27/2026	20,000,000.00	17,812,720.00	18,580,447.69	(767,727.69)
3134GW4C7	FEDERAL HOME LOAN MORTGAGE CORP	3.092	89.0636	10/27/2026	20,000,000.00	17,812,720.00	18,546,679.27	(733,959.27)
3134GW4C7	FEDERAL HOME LOAN MORTGAGE CORP	3.488	89.0636	10/27/2026	5,000,000.00	4,453,180.00	4,577,423.90	(124,243.90)
3134GW6C5	FEDERAL HOME LOAN MORTGAGE CORP	3.122	89.0571	10/28/2026	15,000,000.00	13,358,565.00	13,899,981.52	(541,416.52)
3130ARUF6	FEDERAL HOME LOAN BANKS	3.125	96.0699	10/29/2026	10,000,000.00	9,606,990.00	10,000,000.00	(393,010.00)
3133ENEM8	FEDERAL FARM CREDIT BANKS FUNDING CORP	1.430	90.7779	11/23/2026	10,000,000.00	9,077,790.00	10,000,000.00	(922,210.00)
3130APWW1	FEDERAL HOME LOAN BANKS	1.503	90.9971	11/24/2026	20,000,000.00	18,199,420.00	19,997,902.14	(1,798,482.14)
3130ATVE4	FEDERAL HOME LOAN BANKS	3.986	101.5972	12/11/2026	5,000,000.00	5,079,860.00	5,082,721.68	(2,861.68)
3133EN4G2	FEDERAL FARM CREDIT BANKS FUNDING CORP	3.923	99.7715	12/15/2026	25,000,000.00	24,942,875.00	25,013,496.41	(70,621.41)
3130AQF65	FEDERAL HOME LOAN BANKS	1.106	90.9705	12/21/2026	10,000,000.00	9,097,050.00	9,980,774.80	(883,724.80)
3130AQV19	FEDERAL HOME LOAN BANKS	1.500	98.8245	12/30/2026	25,000,000.00	22,706,125.00	25,000,000.00	(2,293,875.00)
3133ENK54	FEDERAL FARM CREDIT BANKS FUNDING CORP	1.908	90.6567	01/11/2027	10,000,000.00	9,065,670.00	9,849,499.44	(783,829.44)
3133ENL21	FEDERAL FARM CREDIT BANKS FUNDING CORP	1.860	91.4561	01/26/2027	10,000,000.00	9,145,610.00	9,972,161.80	(826,551.80)
3130AQH55	FEDERAL HOME LOAN BANKS	1.984	91.2343	01/28/2027	10,000,000.00	9,123,430.00	9,901,332.50	(777,902.50)
3130AQH55	FEDERAL HOME LOAN BANKS	2.086	91.2343	01/28/2027	20,000,000.00	18,246,860.00	19,732,451.36	(1,485,591.36)
3130AQK44	FEDERAL HOME LOAN BANKS	1.750	91.3775	01/28/2027	11,250,000.00	10,279,968.75	11,250,000.00	(970,031.25)
3130AKYH3	FEDERAL HOME LOAN BANKS	1.746	88.4610	02/10/2027	10,000,000.00	8,846,100.00	9,677,120.37	(831,020.37)
3130AL2X1	FEDERAL HOME LOAN BANKS	3.001	88.4825	02/17/2027	10,000,000.00	8,848,250.00	9,261,136.63	(412,886.63)
3134GYG29	FEDERAL HOME LOAN MORTGAGE CORP	4.750	99.0382	02/23/2027	10,000,000.00	9,903,820.00	10,000,000.00	(96,180.00)
3130ALED2	FEDERAL HOME LOAN BANKS	2.050	89.0003	02/24/2027	15,000,000.00	13,350,045.00	14,544,625.83	(1,194,580.83)
3130ALED2	FEDERAL HOME LOAN BANKS	3.001	89.0003	02/24/2027	20,000,000.00	17,800,060.00	18,628,653.50	(828,593.50)
3130AQRQ8	FEDERAL HOME LOAN BANKS	2.000	91.9825	02/25/2027	10,000,000.00	9,198,250.00	10,000,000.00	(801,750.00)
3130AQRH8	FEDERAL HOME LOAN BANKS	2.000	91.9825	02/25/2027	5,000,000.00	4,599,125.00	5,000,000.00	(400,875.00)
3130AQRH8	FEDERAL HOME LOAN BANKS	2.000	91.9825	02/25/2027	5,000,000.00	4,599,125.00	5,000,000.00	(400,875.00)
3130AR6U0	FEDERAL HOME LOAN BANKS	2.500	93.3774	03/22/2027	10,000,000.00	4,668,870.00	5,000,000.00	(331,130.00)
3130ARHX2	FEDERAL HOME LOAN BANKS	3.000	94.5623	03/25/2027	10,000,000.00	9,456,230.00	10,000,000.00	(543,770.00)
3130ARHX2	FEDERAL HOME LOAN BANKS	3.000	94.5623	03/25/2027	10,000,000.00	9,456,230.00	10,000,000.00	(543,770.00)
3130ARHX2	FEDERAL HOME LOAN BANKS	3.000	94.5623	03/25/2027	10,000,000.00	9,456,230.00	10,000,000.00	(543,770.00)
3133ENV19	FEDERAL FARM CREDIT BANKS FUNDING CORP	2.913	96.0766	04/26/2027	10,000,000.00	9,607,660.00	9,986,265.06	(378,605.06)
3133ENV67	FEDERAL FARM CREDIT BANKS FUNDING CORP	3.606	98.7631	04/26/2027	8,000,000.00	7,901,048.00	8,005,733.08	(104,685.08)
3133ENV67	FEDERAL FARM CREDIT BANKS FUNDING CORP	3.623	98.7631	04/26/2027	2,000,251.74	1,975,262.00	2,000,251.74	(24,989.74)
3133ENV67	FEDERAL FARM CREDIT BANKS FUNDING CORP	3.744	98.7631	04/26/2027	4,820,000.00	4,760,381.42	4,799,673.49	(39,292.07)
3130ARPV7	FEDERAL HOME LOAN BANKS	3.500	95.6820	04/28/2027	10,000,000.00	9,568,200.00	10,000,000.00	(431,800.00)
3130ARSP9	FEDERAL HOME LOAN BANKS	3.000	95.4429	04/29/2027	10,000,000			

3130ATFA0	FEDERAL HOME LOAN BANKS	5.125	98.4052	09/30/2027	13,000,000.00	12,792,676.00	13,000,000.00	(207,324.00)
3130ATEF0	FEDERAL HOME LOAN BANKS	4.250	97.0418	09/30/2027	15,000,000.00	14,556,270.00	15,000,000.00	(443,730.00)
3133ENS50	FEDERAL FARM CREDIT BANKS FUNDING CORP	4.231	100.9744	10/14/2027	23,775,000.00	24,006,663.60	23,676,854.46	329,809.14
31422XM90	FEDERAL AGRICULTURAL MORTGAGE CORP	4.320	101.5567	10/21/2027	5,000,000.00	5,077,835.00	5,000,000.00	77,835.00
31422XM90	FEDERAL AGRICULTURAL MORTGAGE CORP	4.320	101.5567	10/21/2027	5,000,000.00	5,077,835.00	5,000,000.00	77,835.00
31422XM90	FEDERAL AGRICULTURAL MORTGAGE CORP	4.320	101.5567	10/21/2027	5,000,000.00	5,077,835.00	5,000,000.00	77,835.00
3133ENV23	FEDERAL FARM CREDIT BANKS FUNDING CORP	5.503	99.0536	10/25/2027	5,000,000.00	4,952,680.00	4,995,594.85	(42,914.85)
3133ENV23	FEDERAL FARM CREDIT BANKS FUNDING CORP	5.503	99.0536	10/25/2027	5,000,000.00	4,952,680.00	4,995,580.31	(42,900.31)
3130ATNG8	FEDERAL HOME LOAN BANKS	5.000	99.8008	10/27/2027	5,000,000.00	4,990,040.00	5,000,000.00	(9,960.00)
3133ENW63	FEDERAL FARM CREDIT BANKS FUNDING CORP	4.284	101.6151	10/27/2027	5,000,000.00	5,080,755.00	5,017,843.51	62,911.49
3133ENW63	FEDERAL FARM CREDIT BANKS FUNDING CORP	4.195	101.6151	10/27/2027	3,715,000.00	3,775,000.97	3,741,333.47	33,667.50
3133ENW63	FEDERAL FARM CREDIT BANKS FUNDING CORP	4.252	101.6151	10/27/2027	15,000,000.00	15,242,265.00	15,072,709.84	169,555.16
31422XQ70	FEDERAL AGRICULTURAL MORTGAGE CORP	4.050	100.4893	11/22/2027	12,000,000.00	12,058,716.00	12,000,000.00	58,716.00
3130ATW45	FEDERAL HOME LOAN BANKS	4.851	99.7302	11/29/2027	4,895,000.00	4,881,793.29	4,908,735.80	(26,942.51)
3134GY4W9	FEDERAL HOME LOAN MORTGAGE CORP	5.040	99.7519	11/29/2027	5,000,000.00	4,987,595.00	5,000,000.00	(12,405.00)
3134GY4W9	FEDERAL HOME LOAN MORTGAGE CORP	5.040	99.7519	11/29/2027	10,000,000.00	9,975,190.00	10,000,000.00	(24,810.00)
3133ENH11	FEDERAL FARM CREDIT BANKS FUNDING CORP	4.080	100.4926	11/29/2027	25,000,000.00	25,123,150.00	24,919,394.30	203,755.70
3133ENH11	FEDERAL FARM CREDIT BANKS FUNDING CORP	4.077	100.4926	11/29/2027	25,000,000.00	25,123,150.00	24,922,643.46	200,506.54
3133ENH11	FEDERAL FARM CREDIT BANKS FUNDING CORP	4.061	100.4926	11/29/2027	25,000,000.00	25,123,150.00	24,938,402.52	184,747.48
3130ATYK7	FEDERAL HOME LOAN BANKS	5.100	99.6923	11/30/2027	5,000,000.00	4,984,615.00	5,000,000.00	(15,385.00)
3130ATYK7	FEDERAL HOME LOAN BANKS	3.796	101.4814	12/10/2027	25,000,000.00	25,370,350.00	25,462,414.06	(92,064.06)
3130ATYK7	FEDERAL HOME LOAN BANKS	4.036	101.4814	12/10/2027	15,000,000.00	15,222,210.00	15,129,433.19	92,776.81
3130ATYK7	FEDERAL HOME LOAN BANKS	4.002	101.4814	12/10/2027	50,000,000.00	50,740,700.00	50,501,977.74	238,722.26
3133ENM56	FEDERAL FARM CREDIT BANKS FUNDING CORP	3.896	99.3562	12/22/2027	15,000,000.00	14,903,430.00	14,910,276.01	(6,846.01)
3130AUCK8	FEDERAL HOME LOAN BANKS	4.770	99.9517	12/27/2027	25,000,000.00	24,987,925.00	25,000,000.00	(12,075.00)
3134GYC26	FEDERAL HOME LOAN MORTGAGE CORP	4.800	99.9511	12/29/2027	10,000,000.00	9,995,110.00	10,000,000.00	(4,890.00)
3134GYC26	FEDERAL HOME LOAN MORTGAGE CORP	4.800	99.9511	12/29/2027	15,000,000.00	14,992,665.00	15,000,000.00	(7,335.00)
3134GYAJ1	FEDERAL HOME LOAN MORTGAGE CORP	4.800	98.6300	12/30/2027	25,000,000.00	24,637,500.00	25,000,000.00	(362,500.00)
3134GYC75	FEDERAL HOME LOAN MORTGAGE CORP	4.800	99.9486	12/30/2027	15,000,000.00	14,992,290.00	15,000,000.00	(7,710.00)
3134GYCF7	FEDERAL HOME LOAN MORTGAGE CORP	4.510	98.2124	12/30/2027	25,000,000.00	24,553,100.00	25,000,000.00	(446,900.00)
3133ENS66	FEDERAL FARM CREDIT BANKS FUNDING CORP	4.000	100.4164	01/06/2028	25,000,000.00	25,104,100.00	25,000,000.00	104,100.00
3133ENS66	FEDERAL FARM CREDIT BANKS FUNDING CORP	3.713	100.4164	01/06/2028	20,000,000.00	20,083,280.00	20,239,227.53	(155,947.53)
3133ENS66	FEDERAL FARM CREDIT BANKS FUNDING CORP	3.757	100.4164	01/06/2028	18,000,000.00	18,074,952.00	18,181,339.26	(106,387.26)
3133ENS66	FEDERAL FARM CREDIT BANKS FUNDING CORP	3.530	100.4164	01/06/2028	10,000,000.00	10,041,640.00	10,156,778.64	(155,138.64)
3134GYEF5	FEDERAL HOME LOAN MORTGAGE CORP	4.970	99.3911	01/26/2028	10,000,000.00	9,939,110.00	10,000,000.00	(60,890.00)
3134GYG71	FEDERAL HOME LOAN MORTGAGE CORP	5.050	98.2273	01/26/2028	10,000,000.00	9,822,730.00	10,000,000.00	(177,270.00)
3134GYG97	FEDERAL HOME LOAN MORTGAGE CORP	4.180	97.4367	02/07/2028	25,000,000.00	24,359,175.00	25,000,000.00	(640,825.00)
3134GYGR7	FEDERAL HOME LOAN MORTGAGE CORP	4.900	99.1562	02/09/2028	10,000,000.00	9,915,620.00	10,000,000.00	(84,380.00)
3134GYKJ0	FEDERAL HOME LOAN MORTGAGE CORP	5.276	99.8845	02/28/2028	10,000,000.00	9,988,450.00	10,000,000.00	(11,550.00)
3133EPK77	FEDERAL FARM CREDIT BANKS FUNDING CORP	4.620	98.7908	04/03/2028	10,000,000.00	9,879,080.00	10,000,000.00	(120,920.00)
3133EPW99	FEDERAL FARM CREDIT BANKS FUNDING CORP	3.784	99.8447	04/25/2028	10,000,000.00	9,984,470.00	10,040,365.63	(55,895.63)
3130AVS94	FEDERAL HOME LOAN BANKS	5.150	99.0367	04/26/2028	20,000,000.00	19,807,340.00	20,000,000.00	(192,660.00)
3134GYR38	FEDERAL HOME LOAN MORTGAGE CORP	5.700	99.6791	05/15/2028	10,000,000.00	9,967,910.00	10,000,000.00	(32,090.00)
3133EPF55	FEDERAL FARM CREDIT BANKS FUNDING CORP	4.290	98.5586	05/16/2028	25,000,000.00	24,639,650.00	25,000,000.00	(360,350.00)
3133EPF55	FEDERAL FARM CREDIT BANKS FUNDING CORP	4.290	98.5586	05/16/2028	25,000,000.00	24,639,650.00	25,000,000.00	(360,350.00)
3130AWZR0	FEDERAL HOME LOAN BANKS	4.950	99.0868	05/23/2028	10,000,000.00	9,908,680.00	10,000,000.00	(91,320.00)
		2.679	96.2299	07/20/2025	5,178,195,250.00	4,982,050,438.96	5,165,039,665.64	(182,989,226.69)

Agency	AGCY DISC	Cusip	Description	Yield	Market Price	Final Maturity	Par Value	Market Value	Book Value	Net Unrealized Gain/Loss
313384GM5	FEDERAL HOME LOAN BANKS	4.429	99.9463	06/05/2023	25,000,000.00	24,986,575.00	24,988,000.00	(1,425.00)		
313384GQ6	FEDERAL HOME LOAN BANKS	4.906	99.9055	06/08/2023	50,000,000.00	49,952,750.00	49,953,138.89	(388.89)		
313384GW3	FEDERAL HOME LOAN BANKS	4.244	99.8224	06/14/2023	30,000,000.00	29,946,720.00	29,955,150.00	(8,430.00)		
313384GX1	FEDERAL HOME LOAN BANKS	4.725	99.8087	06/15/2023	25,000,000.00	24,952,175.00	24,955,034.72	(2,859.72)		
313384HF9	FEDERAL HOME LOAN BANKS	4.718	99.6950	06/23/2023	25,000,000.00	24,923,750.00	24,929,569.44	(5,819.44)		
313384HL6	FEDERAL HOME LOAN BANKS	4.715	99.6218	06/28/2023	50,000,000.00	49,827,687.50	49,827,687.50	(16,787.50)		
313384HR3	FEDERAL HOME LOAN BANKS	4.772	99.5491	07/03/2023	15,000,000.00	14,932,365.00	14,937,800.00	(5,435.00)		
313588HZ1	FEDERAL NATIONAL MORTGAGE ASSOCIATION	4.791	99.4329	07/11/2023	10,000,000.00	9,943,290.00	9,947,888.89	(4,598.89)		
313588JCO	FEDERAL NATIONAL MORTGAGE ASSOCIATION	4.792	99.3892	07/14/2023	5,000,000.00	4,969,460.00	4,971,990.28	(2,530.28)		
313588JCO	FEDERAL NATIONAL MORTGAGE ASSOCIATION	4.792	99.3892	07/14/2023	10,000,000.00	9,938,920.00	9,943,980.56	(5,060.56)		
313384J59	FEDERAL HOME LOAN BANKS	4.903	99.1838	07/28/2023	34,000,000.00	33,722,492.00	33,741,600.00	(19,108.00)		
313384JW0	FEDERAL HOME LOAN BANKS	4.797	99.1231	08/01/2023	25,000,000.00	24,780,775.00	24,801,750.00	(20,975.00)		
313384JW0	FEDERAL HOME LOAN BANKS	5.003	99.1231	08/01/2023	10,000,000.00	9,912,310.00	9,917,141.67	(4,831.67)		
313384JZ3	FEDERAL HOME LOAN BANKS	4.806	99.0800	08/04/2023	12,500,000.00	12,385,000.00	12,395,777.78	(10,777.78)		
313384KD0	FEDERAL HOME LOAN BANKS	4.775	99.0205	08/08/2023	25,000,000.00	24,755,125.00	24,780,888.89	(25,763.89)		
313384KL2	FEDERAL HOME LOAN BANKS	4.644	98.9154	08/15/2023	25,000,000.00	24,728,850.00	24,765,364.58	(36,514.58)		
313384KL2	FEDERAL HOME LOAN BANKS	4.802	98.9154	08/15/2023	10,000,000.00	9,891,540.00	9,902,500.00	(10,960.00)		
313384KL2	FEDERAL HOME LOAN BANKS	4.785	98.9154	08/15/2023	15,000,000.00	14,837,310.00	14,854,218.75	(16,908.75)		
313384LB3	FEDERAL HOME LOAN BANKS	5.082	98.6882	08/30/2023	10,000,000.00	9,868,820.00	9,876,125.00	(7,305.00)		
313384LC1	FEDERAL HOME LOAN BANKS	4.121	98.6737	08/31/2023	25,000,000.00	24,668,425.00	24,747,222.22	(78,797.22)		
313384LD9	FEDERAL HOME LOAN BANKS	4.786	98.6591	09/01/2023	15,000,000.00	14,798,865.00	14,821,366.67	(22,501.67)		
313384LD9	FEDERAL HOME LOAN BANKS	4.786	98.6591	09/01/2023	25,000,000.00	24,664,775.00	24,702,777.78	(37,502.78)		
313384LD9	FEDERAL HOME LOAN BANKS	5.067	98.6591	09/01/2023	15,000,000.00	14,798,865.00	14,810,633.34	(11,768.34)		
313384KJ3	FEDERAL HOME LOAN BANKS	4.773	98.5688	09/07/2023	25,000,000.00	24,665,910.00	24,873,755.56	(7,845.56)		
313384LQ0	FEDERAL HOME LOAN BANKS	4.829	98.4958	09/12/2023	12,500,000.00	12,311,975.00	12,331,909.72	(19,934.72)		
313384LT4	FEDERAL HOME LOAN BANKS	4.776	98.4520	09/15/2023	25,000,000.00	24,613,000.00	24,658,444.44	(45,444.44)		
313384LT4	FEDERAL HOME LOAN BANKS	4.801	98.4520	09/15/2023	10,000,000.00	9,845,200.00	9,862,494.59	(17,294.59)		
313384LW7	FEDERAL HOME LOAN BANKS	4.777	98.4082	09/18/2023	70,000,000.00	68,885,740.00	69,016,577.78	(130,837.78)		
313384LZ0	FEDERAL HOME LOAN BANKS	4.778	98.3644	09/21/2023	25,000,000.00	24,591,100.00	24,639,111.46	(48,011.46)		
313312MA5	FEDERAL FARM CREDIT BANKS FUNDING CORP	4.881	98.3498	09/22/2023	50,000,000.00	49,174,900.00	49,251,375.00	(76,475.00)		
313384MH9	FEDERAL HOME LOAN BANKS	4.780	98.2441	09/29/2023	25,000,000.00	24,561,025.00	24,613,333.33	(52,308.33)		
313384MH9	FEDERAL HOME LOAN BANKS	4.780	98.2441	09/29/2023	25,000,000.00	24,561,025.00	24,613,333.33	(52,308.33)		
313384MM8	FEDERAL HOME LOAN BANKS	4.708	98.1856	10/03/2023	10,000,000.00	9,818,560.00	9,841,555.56	(22,995.56)		
313384MN6	FEDERAL HOME LOAN BANKS	4.853	98.1710	10/04/2023	50,000,000.00	49,085,500.00	49,177,082.14	(91,582.14)		
313384MQ9	FEDERAL HOME LOAN BANKS	4.854	98.1417	10/06/2023	50,000,000.00	49,070,850.00	49,163,916.67	(93,066.67)		
313384MX4	FEDERAL HOME LOAN BANKS	4.960	98.0393	10/13/2023	10,000,000.00	9,803,930.00	9,820,588.89	(16,658.89)		
313384MX4	FEDERAL HOME LOAN BANKS	4.960	98.0393	10/13/2023	10,000,000.00	9,803,930.00	9,820,588.89	(16,658.89)		
313384NE5	FEDERAL HOME LOAN BANKS	4.539	97.9328	10/20/2023	50,000,000.00	48,966,400.00	49,140,291.67	(173,891.67)		
313384NM7	FEDERAL HOME LOAN BANKS	4.821	97.8302	10/27/2023	15,000,000.00	14,674,530.00	14,711,400.00	(36,870.00)		
313384NS4	FEDERAL HOME LOAN BANKS	5.147	97.7569	11/01/2023	15,000,000.00	14,663,535.00	14,681,568.75	(18,033.75)		
313384NZ8	FEDERAL HOME LOAN BANKS	5.055	97.6588	11/08/2023	10,000,000.00	9,765,880.00	9,780,888.89	(15,008.89)		
313384PG8	FEDERAL HOME LOAN BANKS	4.799	97.5612	11/15/2023	25,000,000.00	24,390,300.00	24,460,729.16	(70,429.16)		
313384PG8	FEDERAL HOME LOAN BANKS	4.8								

Agency CMO
FHLMC CMO

Cusip	Description	Yield	Market Price	Final Maturity	Par Value	Market Value	Book Value	Net Unrealized Gain/Loss
3137BWW2	FHMS K-725 A2	4.878	98.3114	01/25/2024	11,983,879.10	11,781,519.20	11,848,108.81	(66,589.61)
3137BWW2	FHMS K-725 A2	4.878	98.3114	01/25/2024	11,983,879.10	11,781,519.20	11,848,108.81	(66,589.61)

Agency CMO
FNMA CMO

Cusip	Description	Yield	Market Price	Final Maturity	Par Value	Market Value	Book Value	Net Unrealized Gain/Loss
3136AW70	FNA 2017-M8 A2	3.448	95.7703	05/25/2027	12,485,490.90	11,957,386.72	12,356,112.26	(398,725.53)
3136AW70	FNA 2017-M8 A2	3.448	95.7703	05/25/2027	12,485,490.90	11,957,386.72	12,356,112.26	(398,725.53)

Agency MBS
FHLMC

Cusip	Description	Yield	Market Price	Final Maturity	Par Value	Market Value	Book Value	Net Unrealized Gain/Loss
3137B4W8	FHMS K-033 A2	3.422	99.4654	07/25/2023	9,520,010.91	9,469,115.21	9,515,907.45	(46,792.24)
3137B5M6	FHMS K-034 A2	3.499	99.4991	07/25/2023	17,344,284.50	17,257,407.50	17,341,208.34	(83,800.84)
3137B5K2	FHMS K-035 A2	3.667	99.4041	08/25/2023	17,928,610.00	17,821,770.54	17,915,912.91	(94,142.37)
3137B7M2	FHMS K-036 A2	4.912	99.1689	10/25/2023	13,168,044.81	13,058,610.85	13,102,530.41	(43,919.56)
3137B7Y9	FHMS K-037 A2	4.889	98.7521	01/25/2024	9,198,012.77	9,083,233.25	9,124,004.24	(40,770.99)
3137FMU6	FHMS K-735 A2	3.518	95.6629	05/25/2026	14,823,885.00	14,180,963.62	14,559,334.85	(378,371.23)
3137FNWX4	FHMS K-736 A2	3.655	94.0078	07/25/2026	10,000,000.00	9,400,782.60	9,619,740.26	(218,957.66)
3137BTUM1	FHMS K-061 A2	4.501	96.6878	11/25/2026	9,000,000.00	8,701,900.29	8,677,299.72	24,600.57
3137BYLD0	FHMS K-101 A2E	4.184	96.3916	02/25/2027	15,000,000.00	14,458,743.60	14,549,386.53	(90,642.93)
3137BXY1	FHMS K-064 A2	3.154	96.0498	03/25/2027	1,000,000.00	960,497.84	1,001,382.35	(40,884.51)
3137FLJ3	FHMS K-066 A2	3.111	95.5504	06/25/2027	11,095,000.00	10,601,319.54	11,086,380.22	(485,060.67)
3132XGRH	FH WN2287	3.945	96.6220	11/01/2027	25,000,000.00	24,155,500.00	24,800,828.37	(645,328.37)
3132XGRH1	FH WN2287	4.073	96.6220	11/01/2027	25,000,000.00	24,155,500.00	24,725,590.12	(570,090.12)
3132XGQ4	FH WN2277	4.062	96.7360	11/01/2027	10,000,000.00	9,673,600.00	9,893,831.10	(220,231.10)
3132XFLR7	FH WN1235	4.690	97.6120	01/01/2028	20,000,000.00	19,522,400.00	19,765,967.45	(243,567.45)
3132XFLR7	FH WN1235	4.333	97.6120	01/01/2028	10,000,000.00	9,761,200.00	9,953,541.05	(192,341.05)
---	---	4.018	97.3445	04/25/2026	218,077,847.98	212,262,544.85	215,632,845.35	(3,370,300.50)

Agency MBS
FNMA

Cusip	Description	Yield	Market Price	Final Maturity	Par Value	Market Value	Book Value	Net Unrealized Gain/Loss
3138L6P5	FN AM3577	5.568	99.6210	06/01/2023	12,952,742.35	12,903,651.46	12,952,742.35	(49,090.89)
3136AIA65	FNA 2013-M14 A2	5.541	99.0749	10/25/2023	3,675,078.79	3,641,079.61	3,655,578.08	(14,498.47)
3136AQMS	FNA 2014-M8 A2	5.910	97.5149	06/25/2024	7,116,957.80	6,940,093.43	6,995,701.04	(55,607.61)
3140AVC9	FN BM6010	4.860	96.7009	09/01/2025	17,124,799.79	16,559,832.61	16,655,704.40	(95,871.79)
3138LCHR1	FN AN0254	3.738	94.2990	12/01/2025	7,396,144.40	6,974,490.21	7,294,467.64	(319,977.43)
3138LCHR9	FEDERAL NATIONAL MORTGAGE ASSOCIATION	2.939	94.2990	12/01/2025	14,141,767.35	13,335,545.19	14,132,344.54	(796,799.35)
3138LDSW9	FN AN1760	4.176	91.7960	06/01/2026	15,000,000.00	13,769,400.00	14,884,446.17	(915,046.17)
3138LENE7	FN AN2188	3.543	91.5660	07/01/2026	10,000,000.00	9,156,600.00	9,854,665.46	(698,065.46)
3138LJUZ5	FN AN5099	3.076	93.1410	04/01/2027	24,162,722.75	22,505,401.60	24,144,089.62	(1,638,688.02)
3138LJUZ5	FN AN5246	3.365	92.5290	05/01/2027	7,100,000.00	6,569,559.00	7,073,329.99	(503,770.99)
3138LJ53	FN AN6257	4.582	92.9860	08/01/2027	15,368,394.81	14,290,455.60	14,680,268.41	(389,812.82)
3136AVG6	FNA 2017-M15 A2	4.609	94.6484	09/25/2027	14,981,733.68	14,179,974.66	14,382,585.40	(202,610.74)
3136BML55	FNA 2022-M11 A2	4.554	94.4965	10/25/2027	29,446,629.00	27,826,032.60	28,194,755.20	(368,722.61)
3140LHVX5	FN BS6929	4.280	96.9150	11/01/2027	31,200,000.00	30,140,565.00	31,007,357.19	(866,792.19)
3140LH4A5	FN BS7116	4.363	96.6310	11/01/2027	20,210,000.00	19,529,125.10	20,210,000.00	(680,874.90)
3140LH5B7	FN BS6813	4.363	97.5140	02/01/2028	19,478,000.00	18,993,776.92	19,460,731.36	(466,954.44)
3140LJS23	FN BS7736	4.416	98.3890	02/01/2028	20,000,000.00	19,677,800.00	19,745,143.14	(67,343.14)
3140LJS23	FN BS7736	4.071	98.3890	02/01/2028	15,000,000.00	14,758,350.00	15,000,000.00	(241,650.00)
3140LJS23	FN BS7736	4.078	98.3890	02/01/2028	10,000,000.00	9,838,900.00	10,000,000.00	(161,100.00)
3140LJ53	FN BS8358	4.074	96.6260	04/01/2028	24,459,000.00	23,633,753.34	24,459,000.00	(825,246.66)
---	---	4.241	95.7828	03/10/2027	318,713,970.72	305,224,386.32	314,582,910.00	(9,358,523.68)

CD

Cusip	Description	Yield	Market Price	Final Maturity	Par Value	Market Value	Book Value	Net Unrealized Gain/Loss
6558UG55	Nordea ABP - New York Branch	4.880	100.0000	06/05/2023	50,000,000.00	50,000,000.00	50,000,000.00	0.00
21684XZU3	Rabobank Nederland - New York Branch	4.980	100.0000	06/06/2023	50,000,000.00	50,000,000.00	50,000,000.00	0.00
06367CXZ5	Bank of Montreal - Chicago Branch	4.520	100.0000	06/07/2023	50,000,000.00	50,000,000.00	50,000,000.00	0.00
06417MP74	Bank of Nova Scotia - Houston Branch	4.250	100.0000	06/09/2023	50,000,000.00	50,000,000.00	50,000,000.00	0.00
6558UC59	Nordea ABP - New York Branch	4.900	100.0000	06/20/2023	50,000,000.00	50,000,000.00	50,000,000.00	0.00
23344NL53	DNB Bank ASA - New York Branch	4.760	100.0000	06/20/2023	50,000,000.00	50,000,000.00	50,000,000.00	0.00
23344NL46	DNB Bank ASA - New York Branch	4.770	100.0000	06/20/2023	45,000,000.00	45,000,000.00	45,000,000.00	0.00
7801216X8	Royal Bank of Canada New York Branch	3.710	100.0000	06/22/2023	25,000,000.00	25,000,000.00	25,000,000.00	0.00
6558UD666	Nordea ABP - New York Branch	4.900	100.0000	06/26/2023	35,000,000.00	35,000,000.00	35,000,000.00	0.00
89115B6P0	Toronto-Dominion Bank - New York Branch	5.260	100.0000	06/27/2023	50,000,000.00	50,000,000.00	50,000,000.00	0.00
89115B7F0	Toronto-Dominion Bank - New York Branch	5.400	100.0000	08/15/2023	50,000,000.00	50,000,000.00	50,000,000.00	0.00
780153K16	Royal Bank of Canada New York Branch	5.390	100.0000	08/21/2023	75,000,000.00	75,000,000.00	75,000,000.00	0.00
89115BWW6	Toronto-Dominion Bank - New York Branch	4.760	100.0000	08/31/2023	50,000,000.00	50,000,000.00	50,000,000.00	0.00
06367D2F1	Bank of Montreal - Chicago Branch	5.430	100.0000	09/01/2023	50,000,000.00	50,000,000.00	50,000,000.00	0.00
89115B3B4	Toronto-Dominion Bank - New York Branch	5.570	100.0000	09/05/2023	50,000,000.00	50,000,000.00	50,000,000.00	0.00
06417MR23	Bank of Nova Scotia - Houston Branch	4.771	100.0000	09/29/2023	50,000,000.00	50,000,000.00	50,000,000.00	0.00
06367D4D4	Bank of Montreal - Chicago Branch	5.350	100.0000	09/29/2023	25,000,000.00	25,000,000.00	25,000,000.00	0.00
89115BKK5	Toronto-Dominion Bank - New York Branch	5.410	100.0000	10/10/2023	50,000,000.00	50,000,000.00	50,000,000.00	0.00
780153MA2	Royal Bank of Canada New York Branch	5.590	100.0000	10/11/2023	50,000,000.00	50,000,000.00	50,000,000.00	0.00
780153Q26	Royal Bank of Canada New York Branch	5.280	100.0000	10/23/2023	25,000,000.00	25,000,000.00	25,000,000.00	0.00
06367D4H5	Bank of Montreal - Chicago Branch	5.356	100.0000	10/30/2023	50,000,000.00	50,000,000.00	50,000,000.00	0.00
89115BJK7	Toronto-Dominion Bank - New York Branch	5.470	100.0000	11/01/2023	50,000,000.00	50,000,000.00	50,000,000.00	0.00
780153NS2	Royal Bank of Canada New York Branch	5.470	100.0000	11/22/2023	50,000,000.00	50,000,000.00	50,000,000.00	0.00
89115BMP2	Toronto-Dominion Bank - New York Branch	5.390	100.0000	11/24/2023	50,000,000.00	50,000,000.00	50,000,000.00	0.00
780153Q19	Royal Bank of Canada New York Branch	5.410	100.0000	11/30/2023	50,000,000.00	50,000,000.00	50,000,000.00	0.00
780153P68	Royal Bank of Canada New York Branch	4.945	100.0000	12/15/2023	50,000,000.00	50,000,000.00	50,000,000.00	0.00
780153QA8	Royal Bank of Canada New York Branch	5.420	100.0000	01/03/2024	50,000,000.00	50,000,000.00	50,000,000.00	0.00
89115BNB2	Toronto-Dominion Bank - New York Branch	5.390	100.0000	01/10/2024	50,000,000.00	50,000,000.00	50,000,000.00	0.00
89115BRT9	Toronto-Dominion Bank - New York Branch	5.220	100.0000	01/24/2024	40,000,000.00	40,000,000.00	40,000,000.00	0.00
780153VE4	Royal Bank of Canada New York Branch	5.260	100.0000	01/31/2024	50,000,000.00	50,000,000.00	50,000,000.00	0.00
---	---	5.132	100.0000	09/16/2023	1,420,000,000.00	1,420,000,000.00	1,420,000,000.00	0.00

CP

Cusip	Description	Yield	Market Price	Final Maturity	Par Value	Market Value	Book Value	Net Unrealized Gain/Loss
47816GT58	Johnson & Johnson	4.875	99.9471	06/05/2023	25,000,000.00	24,986,777.78	24,986,777.78	0.00
63763QT56	National Securities Clearing Corporation	4.815	99.9476	06/05/2023	25,000,000.00	24,986,888.89	24,986,888.89	0.00
71344JT58	PepsiCo Inc.	4.978	99.9457	06/05/2023	50,000,000.00	49,972,833.33	49,972,833.33	0.00
14912ET56	Caterpillar Financial Services Corporation	5.100	99.9441	06/05/2023	57,440,000.00	57,407,897.42	57,407,897.42	0.00
63763QT64	National Securities Clearing							

89233HTC8	Toyota Motor Credit Corporation	5.095	99.8472	06/12/2023	50,000,000.00	49,923,611.11	49,923,611.11	0.00
23102VTD2	Cummins Inc.	5.032	99.8350	06/13/2023	25,000,000.00	24,958,750.00	24,958,750.00	0.00
89233HTFE4	Toyota Motor Credit Corporation	5.068	99.8202	06/14/2023	50,000,000.00	49,910,083.33	49,910,083.33	0.00
02314QTE9	Amazon.com, Inc.	4.859	99.8274	06/14/2023	25,000,000.00	24,956,847.22	24,956,847.22	0.00
03785ETG9	Apple Inc.	5.104	99.7904	06/16/2023	50,000,000.00	49,895,208.33	49,895,208.33	0.00
6698M5TL3	Novartis Finance Corporation	4.991	99.7414	06/20/2023	62,250,000.00	62,089,014.58	62,089,014.58	0.00
24422MTL5	John Deere Capital Corporation	5.015	99.7398	06/20/2023	50,000,000.00	49,869,902.78	49,869,902.78	0.00
24422MTL5	John Deere Capital Corporation	5.015	99.7398	06/20/2023	50,000,000.00	49,869,902.78	49,869,902.78	0.00
63763QTN7	National Securities Clearing Corporation	5.073	99.7095	06/22/2023	65,000,000.00	64,811,175.00	64,811,175.00	0.00
23102VTS9	Cummins Inc.	5.139	99.6486	06/26/2023	13,000,000.00	12,954,319.44	12,954,319.44	0.00
63763QTT4	National Securities Clearing Corporation	5.096	99.6389	06/27/2023	20,000,000.00	19,927,777.78	19,927,777.78	0.00
63763QTT4	National Securities Clearing Corporation	5.093	99.6389	06/27/2023	25,000,000.00	24,909,722.22	24,909,722.22	0.00
89233HTU8	Toyota Motor Credit Corporation	5.104	99.6242	06/28/2023	50,000,000.00	49,812,125.00	49,812,125.00	0.00
24422MTU5	John Deere Capital Corporation	5.093	99.6250	06/28/2023	25,000,000.00	24,906,250.00	24,906,250.00	0.00
24422MTU5	John Deere Capital Corporation	5.093	99.6250	06/28/2023	25,000,000.00	24,906,250.00	24,906,250.00	0.00
24422MTU5	John Deere Capital Corporation	5.093	99.6250	06/28/2023	50,000,000.00	49,812,500.00	49,812,500.00	(0.00)
0530A3TU2	Automatic Data Processing, Inc.	5.229	99.6137	06/28/2023	50,000,000.00	49,806,875.00	49,806,875.00	0.00
0530A3TV0	Automatic Data Processing, Inc.	5.261	99.5971	06/29/2023	21,450,000.00	21,363,580.33	21,363,580.33	0.00
89233HTW4	Toyota Motor Credit Corporation	5.105	99.5964	06/30/2023	50,000,000.00	49,798,208.33	49,798,208.33	0.00
63763QU39	National Securities Clearing Corporation	4.804	99.5556	07/03/2023	50,000,000.00	49,777,777.78	49,791,111.11	(13,333.33)
63763QU39	National Securities Clearing Corporation	5.096	99.5556	07/03/2023	25,000,000.00	24,888,888.89	24,888,888.89	0.00
89233HU36	Toyota Motor Credit Corporation	5.137	99.5520	07/03/2023	35,000,000.00	34,843,200.00	34,843,200.00	0.00
63763QJ62	National Securities Clearing Corporation	4.846	99.5392	07/06/2023	25,000,000.00	24,884,791.67	24,884,791.67	0.00
7426M3J64	Private Export Funding Corporation	5.166	99.5061	07/06/2023	25,000,000.00	24,876,527.78	24,876,527.78	0.00
63763QU70	National Securities Clearing Corporation	5.097	99.5000	07/07/2023	25,000,000.00	24,875,000.00	24,875,000.00	0.00
23102VUA6	Cummins Inc.	5.244	99.4367	07/10/2023	16,443,000.00	16,350,371.10	16,351,083.63	(712.53)
23102VUA6	Cummins Inc.	5.232	99.4367	07/10/2023	30,000,000.00	29,830,999.99	29,832,625.00	(1,625.01)
23102VUA6	Cummins Inc.	5.284	99.4367	07/10/2023	23,785,000.00	23,651,011.16	23,651,011.16	0.00
63763QU81	National Securities Clearing Corporation	5.119	99.4422	07/11/2023	25,000,000.00	24,860,555.56	24,860,555.56	0.00
63763QUC9	National Securities Clearing Corporation	5.001	99.4283	07/12/2023	20,000,000.00	19,885,655.55	19,888,388.89	(2,733.34)
63763QUC9	National Securities Clearing Corporation	5.119	99.4283	07/12/2023	23,000,000.00	22,868,503.89	22,868,503.89	0.00
02314QUC1	Amazon.com, Inc.	4.953	99.4465	07/12/2023	50,000,000.00	49,723,250.00	49,723,250.00	0.00
21687BU59	Rabobank Nederland - New York Branch	4.991	99.4183	07/14/2023	39,202,000.00	38,973,964.14	38,973,964.14	0.00
63763QUES	National Securities Clearing Corporation	4.939	99.4231	07/14/2023	25,000,000.00	24,855,770.83	24,855,770.83	0.00
47816GUH0	Johnson & Johnson	5.013	99.3726	07/17/2023	50,000,000.00	49,686,305.56	49,686,305.56	0.00
63763QUJ7	National Securities Clearing Corporation	5.179	99.2931	07/21/2023	50,000,000.00	49,646,527.78	49,646,527.78	0.00
47816GUQ0	Johnson & Johnson	5.086	99.2683	07/24/2023	50,000,000.00	49,634,152.78	49,634,152.78	0.00
63763QU84	National Securities Clearing Corporation	5.135	99.2315	07/26/2023	25,000,000.00	24,807,881.94	24,807,881.94	0.00
7426M3V14	Private Export Funding Corporation	4.956	99.1782	08/01/2023	25,000,000.00	24,794,548.61	24,794,548.61	0.00
02314QV30	Amazon.com, Inc.	4.971	99.1477	08/03/2023	50,000,000.00	49,573,875.00	49,573,875.00	0.00
63763QV46	National Securities Clearing Corporation	5.273	99.0791	08/04/2023	35,000,000.00	34,677,688.89	34,677,688.89	0.00
47816GV97	Johnson & Johnson	4.942	99.0723	08/09/2023	50,000,000.00	49,536,166.67	49,536,166.67	0.00
24422MVA6	John Deere Capital Corporation	5.287	98.9908	08/10/2023	16,950,000.00	16,778,946.25	16,778,946.25	0.00
7426M3VF3	Private Export Funding Corporation	4.850	99.0146	08/15/2023	21,000,000.00	20,793,062.50	20,793,062.50	0.00
7426M3VF3	Private Export Funding Corporation	4.850	99.0146	08/15/2023	4,000,000.00	3,960,583.33	3,960,583.34	(0.00)
24422MVG3	John Deere Capital Corporation	5.300	98.9022	08/16/2023	15,000,000.00	14,874,894.23	14,874,894.23	0.00
7426M3VP6	Private Export Funding Corporation	5.009	98.8703	08/23/2023	50,000,000.00	49,435,138.89	49,435,138.89	0.00
47816GVX4	Johnson & Johnson	5.182	98.7235	08/31/2023	50,000,000.00	49,361,736.11	49,361,736.11	0.00
7426M3VX4	Private Export Funding Corporation	5.012	98.7614	08/31/2023	50,000,000.00	49,380,694.45	49,380,694.45	0.00
47816GVW2	Johnson & Johnson	4.867	98.7174	09/06/2023	20,000,000.00	19,743,488.89	19,743,488.89	0.00
74271UWJ5	The Procter & Gamble Company	5.075	98.5013	09/18/2023	10,000,000.00	9,850,125.00	9,850,125.00	0.00
7426M5WN0	Private Export Funding Corporation	4.830	98.5184	09/22/2023	50,000,000.00	49,259,222.22	49,259,222.22	0.00
4640QWT4	J.P. Morgan Securities LLC	5.139	98.3677	09/27/2023	100,000,000.00	98,367,666.67	98,367,666.67	0.00
7426M3WV7	Private Export Funding Corporation	5.079	98.3500	09/29/2023	100,000,000.00	98,350,000.00	98,350,000.00	0.00
02314QXP9	Amazon.com, Inc.	4.995	98.0600	10/23/2023	25,000,000.00	24,515,000.00	24,515,000.00	0.00
74271UW61	The Procter & Gamble Company	5.179	97.7836	11/06/2023	25,000,000.00	24,445,902.78	24,445,902.78	0.00
02314QYA1	Amazon.com, Inc.	5.033	97.8040	11/10/2023	25,000,000.00	24,451,000.00	24,451,000.00	0.00
---	---	5.057	99.3557	07/18/2023	2,466,560,000.00	2,450,597,302.54	2,450,615,706.75	(18,404.21)

Corporate CORP

Cusip	Description	Yield	Market Price	Final Maturity	Par Value	Market Value	Book Value	Net Unrealized Gain/Loss
742651DT6	PRIVATE EXPORT FUNDING CORP	4.967	99.2250	01/15/2024	25,000,000.00	24,806,250.00	24,785,673.41	20,576.59
742651DT6	PRIVATE EXPORT FUNDING CORP	4.967	99.2250	01/15/2024	25,000,000.00	24,806,250.00	24,785,673.41	20,576.59

MM Fund MMFUND

Cusip	Description	Yield	Market Price	Final Maturity	Par Value	Market Value	Book Value	Net Unrealized Gain/Loss
09248U700	BLKRR LQ FEDFUND INSTL	5.020	1.0000	05/31/2023	1,000,000.00	1,000,000.00	1,000,000.00	0.00
38141W273	GOLDMAN FS GOVT INST	5.000	1.0000	05/31/2023	11,000,000.00	11,000,000.00	11,000,000.00	0.00
38141W273	GOLDMAN FS GOVT INST	5.000	1.0000	05/31/2023	45,000,000.00	45,000,000.00	45,000,000.00	0.00
940921126	ALLSPRING GOVT MM SEL	5.020	1.0000	05/31/2023	1,000,000.00	1,000,000.00	1,000,000.00	0.00
608919T18	FEDERATED IRMS GV O PRMR	4.960	1.0000	05/31/2023	1,000,000.00	1,000,000.00	1,000,000.00	0.00
31607A703	FIDELITY IMM GOVT INSTL	5.020	1.0000	05/31/2023	100,000,000.00	100,000,000.00	100,000,000.00	0.00
31607A703	FIDELITY IMM GOVT INSTL	5.020	1.0000	05/31/2023	34,000,000.00	34,000,000.00	34,000,000.00	0.00
31607A703	FIDELITY IMM GOVT INSTL	5.020	1.0000	05/31/2023	148,000,000.00	148,000,000.00	148,000,000.00	0.00
61747C707	MORG STAN I LQ GV I	5.000	1.0000	05/31/2023	1,000,000.00	1,000,000.00	1,000,000.00	0.00
4812CA538	JPMORGAN US GVT MM EMPWR	5.010	1.0000	05/31/2023	1,000,000.00	1,000,000.00	1,000,000.00	0.00
85749T517	SS INST INV US GV MM OPP	5.000	1.0000	05/31/2023	1,000,000.00	1,000,000.00	1,000,000.00	0.00
---	---	5.016	1.0000	05/31/2023	344,000,000.00	344,000,000.00	344,000,000.00	0.00

Muni MUNI

Cusip	Description	Yield	Market Price	Final Maturity	Par Value	Market Value	Book Value	Net Unrealized Gain/Loss
79773KKM5	SAN FRANCISCO CALIF CITY & CNTY	5.035	100.0550	06/15/2023	25,000,000.00	25,013,750.00	25,009,153.85	4,596.15
8014952P6	SANTA CLARA CALIF UNI SCH DIST	0.210	99.6650	07/01/2023	2,870,000.00	2,860,385.50	2,870,000.00	(9,614.50)
797508J76	SAN DIEGO CALIF UN HIGH SCH DIST	0.275	99.2260	08/01/2023	425,000.00	421,710.50	425,000.00	(3,289.50)
826219FX8	SIERRA CALIF JT CMNTY COLLEGE DIST	0.229	99.1940	08/01/2023	260,000.00	257,904.40	260,000.00	(2,095.60)
797508H13	SAN DIEGO CALIF UN HIGH SCH DIST	0.275	99.2260	08/01/2023	1,000,000.00	992,260.00	1,000,000.00	(7,740.00)
419792F76	HAWAII ST	0.422	99.2960	08/01/2023	15,000,000.00	14,894,400.00	15,000,000.00	(105,600.00)
987388G76	YOSEMITE CALIF CMNTY COLLEGE DIST	1.140	99.3440	08/01/2023	750,000.00	745,080.00	750,000.00	(4,920.00)
757710UR7	REDONDO BEACH CALIF UNI SCH DIST	1.222	99.3420	08/01/2023	260,000.00	258,268.40	260,000.00	(1,731.60)
93974EXZ4	WASHINGTON ST	3.250	99.7620	08/01/2023	18,840,000.00	18,795,160.80	18,840,000.00	(44,839.20)
799017XT0	SAN MATEO CALIF UN HIGH SCH DIST	0.256	98.7730	09/01/2023	500,000.00	493,865.00	500,000.00	(6,135.00)
419792D29	HAWAII ST	0.422	98.3980	10/01/2023	3,200,000.00	3,207,774.80	3,200,000.00	(52,225.20)
419792A63	HAWAII ST	0.422	98.3980	10/01/2023	10,000,000.00	9,839,800.00	10,000,000.00	(160,200.00)
882724J11	TEXAS ST	0.508	98.4910	10/01/2023	4,745,000.00	4,673,397.95	4,745,000.00	(71,602.05)
826239FV6	SIERRA CALIF JT CMNTY COLLEGE DIST	0.344	94.3680	08/01/2024	500,000.00	471,840.00	500,000.00	(28,160.00)
826239GH2	SIERRA CALIF JT CMNTY COLLEGE DIST	0.354	94.5570	08/01/2024	720,000.00	680,810.40	720,000.00	(39,189.60)
802498Y55	SANTA MONICA-MALIBU UNI SCH DIST CALIF	0.396	94.7990	08/01/2024	1,000,000.00	947,990.00	1,000,000.00	(52,010.00)
93974EF31	WASHINGTON ST	0.470	94.7410	08/01/2024	14,995,000.00	14,206,412.95	14,995,000.00	(788,587.05)
419792F84	HAWAII ST	0.713	94.9070	08/01/2024	9,000,000.00	8,541,630.00	9,000,000.00	(458,370.00)
074437HA5	BEAUMONT CALIF UNI SCH DIST	0.690	94.2940	08/01/2024	275,000.00	259,308.50	275,000.00	(15,691.50)
987388								

419792A71	HAWAII ST	0.713	94.2900	10/01/2024	10,000,000.00	9,429,000.00	10,000,000.00	(571,000.00)
419792D37	HAWAII ST	0.713	94.2900	10/01/2024	2,500,000.00	2,357,250.00	2,500,000.00	(142,750.00)
882724XK8	TEXAS ST	0.794	94.7800	10/01/2024	5,810,000.00	5,506,718.00	5,810,000.00	(303,282.00)
419792F92	HAWAII ST	1.033	92.7330	08/01/2025	6,250,000.00	5,795,812.50	6,250,000.00	(454,187.50)
802498Y22	SANTA MONICA-MALIBU UNI SCH DIST CALIF	0.669	91.9240	08/01/2025	1,000,000.00	919,240.00	1,000,000.00	(80,760.00)
56781RK73	MARIN CALIF CMNTY COLLEGE DIST	0.763	92.3670	08/01/2025	1,065,000.00	983,708.55	1,065,000.00	(81,291.45)
074437HB3	BEAUMONT CALIF UNI SCH DIST	1.109	91.9650	08/01/2025	500,000.00	459,825.00	500,000.00	(40,175.00)
799408ZE8	SAN RAMON VALLEY CALIF UNI SCH DIST	0.967	92.3990	08/01/2025	4,505,000.00	4,162,574.95	4,505,000.00	(342,425.05)
93974EYB6	WASHINGTON ST	3.350	97.4990	08/01/2025	10,065,000.00	9,813,274.35	10,065,000.00	(251,725.65)
419792A89	HAWAII ST	1.033	96.0370	10/01/2025	12,775,000.00	12,268,726.75	13,275,513.93	(1,006,787.18)
419792D45	HAWAII ST	1.033	92.2840	10/01/2025	3,660,000.00	3,377,594.40	3,660,000.00	(282,405.60)
93974EYC4	WASHINGTON ST	3.370	97.1170	08/01/2026	20,825,000.00	20,224,615.25	20,825,000.00	(600,384.75)
13063D3N6	CALIFORNIA ST	4.847	101.1300	03/01/2027	9,300,000.00	9,405,090.00	9,300,000.00	105,090.00
---	---	2.152	97.3041	09/19/2024	212,330,000.00	206,611,812.70	212,839,667.77	(6,227,855.07)

Mutual Fund

Open-End Fund	Cusip	Description	Yield	Market Price	Final Maturity	Par Value	Market Value	Book Value	Net Unrealized Gain/Loss
CLTRSF	CALTRUST		3.560	1.0086	---	93,213,169.12	94,017,200.84	94,017,200.84	(0.00)
CLTRSF	CALTRUST		3.560	1.0086	---	93,213,169.12	94,017,200.84	94,017,200.84	(0.00)

Non-US Gov
SOVEREIGN GOV

Cusip	Description	Yield	Market Price	Final Maturity	Par Value	Market Value	Book Value	Net Unrealized Gain/Loss
459516LT5	INTERNATIONAL FINANCE CORP	5.117	98.4245	09/15/2023	50,000,000.00	49,212,250.00	49,259,472.22	(47,222.22)
3130AUPW8	FEDERAL HOME LOAN BANKS	4.870	99.8500	01/26/2024	25,000,000.00	24,962,500.00	24,981,010.96	(18,510.96)
3130AUPW8	FEDERAL HOME LOAN BANKS	4.850	99.8500	01/26/2024	35,000,000.00	34,947,500.00	34,977,884.32	(30,384.32)
---	---	4.975	99.2071	11/27/2023	110,000,000.00	109,122,250.00	109,218,367.49	(96,117.49)

Non-US Gov
SUPRANATIONAL

Cusip	Description	Yield	Market Price	Final Maturity	Par Value	Market Value	Book Value	Net Unrealized Gain/Loss
45950VQZ2	INTERNATIONAL FINANCE CORP	0.829	97.3670	01/19/2024	25,000,000.00	24,341,750.00	24,993,906.03	(652,156.03)
45906M3C3	INTERNATIONAL BANK FOR RECONSTRUCTION AND DEVELOPM	2.540	97.5829	03/28/2024	3,895,000.00	3,800,853.96	3,885,958.56	(85,104.61)
45950VPQ3	INTERNATIONAL FINANCE CORP	0.273	94.2410	08/22/2024	25,000,000.00	23,560,250.00	24,993,065.22	(1,432,815.22)
45950VQ64	INTERNATIONAL FINANCE CORP	0.484	94.0669	09/23/2024	25,000,000.00	23,516,725.00	24,985,656.93	(1,468,931.93)
45950VQL3	INTERNATIONAL FINANCE CORPORATION	0.719	94.0230	10/29/2024	25,000,000.00	23,505,750.00	24,986,429.11	(1,480,679.11)
45950VRA6	INTERNATIONAL FINANCE CORP	1.099	94.1330	01/21/2025	25,000,000.00	23,533,250.00	24,976,322.99	(1,443,072.99)
45950VRX6	INTERNATIONAL FINANCE CORP	4.077	100.0140	02/01/2027	25,000,000.00	25,003,500.00	24,935,591.22	67,908.78
---	---	1.278	95.6886	01/16/2025	153,895,000.00	147,262,078.96	153,756,930.07	(6,494,851.11)

Repo

REPO	Cusip	Description	Yield	Market Price	Final Maturity	Par Value	Market Value	Book Value	Net Unrealized Gain/Loss
RP06012023503	Reference Number: L23053100059A0		5.030	100.0000	06/01/2023	200,000,000.00	200,000,000.00	200,000,000.00	0.00
RP06012023503	Reference Number: L23053100059A0		5.030	100.0000	06/01/2023	200,000,000.00	200,000,000.00	200,000,000.00	0.00

US Gov

T-BILL	Cusip	Description	Yield	Market Price	Final Maturity	Par Value	Market Value	Book Value	Net Unrealized Gain/Loss
912797FM4	UNITED STATES TREASURY	5.854	99.9259	06/06/2023	10,000,000.00	9,992,590.30	9,991,998.61	591.69	
912797FM4	UNITED STATES TREASURY	5.854	99.9259	06/06/2023	10,000,000.00	9,992,590.30	9,991,998.61	591.69	
912797FM4	UNITED STATES TREASURY	7.688	99.9259	06/06/2023	10,000,000.00	9,992,590.30	9,989,483.36	3,106.94	
912797FM4	UNITED STATES TREASURY	6.413	99.9259	06/06/2023	10,000,000.00	9,992,590.30	9,991,226.39	1,363.91	
912797FM4	UNITED STATES TREASURY	6.481	99.9259	06/06/2023	10,000,000.00	9,992,590.30	9,991,138.89	1,451.41	
912797FN2	UNITED STATES TREASURY	5.723	99.8235	06/13/2023	10,000,000.00	9,982,350.00	9,981,266.67	1,083.33	
912797FN2	UNITED STATES TREASURY	5.718	99.8235	06/13/2023	10,000,000.00	9,982,350.00	9,981,283.34	1,066.66	
912797FN2	UNITED STATES TREASURY	5.769	99.8235	06/13/2023	10,000,000.00	9,982,350.00	9,981,116.67	1,233.33	
912797FN2	UNITED STATES TREASURY	5.723	99.8235	06/13/2023	10,000,000.00	9,982,350.00	9,981,266.67	1,083.33	
912797FN2	UNITED STATES TREASURY	5.498	99.8235	06/13/2023	25,000,000.00	24,955,875.00	24,955,010.00	865.00	
912797FN2	UNITED STATES TREASURY	5.507	99.8235	06/13/2023	10,000,000.00	9,982,350.00	9,981,963.33	386.67	
912797FP7	UNITED STATES TREASURY	5.549	99.7261	06/20/2023	15,000,000.00	14,958,912.45	14,956,854.16	2,058.29	
912796ZS1	UNITED STATES TREASURY	4.932	99.5226	07/06/2023	25,000,000.00	24,880,659.75	24,883,090.28	(2,430.53)	
912796XQ7	UNITED STATES TREASURY	5.013	99.4033	07/13/2023	25,000,000.00	24,850,812.50	24,857,593.75	(6,781.25)	
912796XQ7	UNITED STATES TREASURY	5.010	99.4033	07/13/2023	25,000,000.00	24,850,812.50	24,857,666.67	(6,854.17)	
912796XQ7	UNITED STATES TREASURY	4.989	99.4033	07/13/2023	25,000,000.00	24,850,812.50	24,858,250.00	(7,437.50)	
912797FZ5	UNITED STATES TREASURY	4.967	99.2230	07/25/2023	25,000,000.00	24,805,750.00	24,819,325.00	(13,575.00)	
912796Y29	UNITED STATES TREASURY	5.255	99.1888	07/27/2023	20,000,000.00	19,837,755.60	19,840,073.33	(2,317.73)	
912796Y37	UNITED STATES TREASURY	5.218	99.0953	08/03/2023	10,000,000.00	9,909,525.00	9,911,100.00	(1,575.00)	
912797GF8	UNITED STATES TREASURY	4.917	99.0518	08/08/2023	25,000,000.00	24,762,944.50	24,775,222.29	(12,277.79)	
912797GF8	UNITED STATES TREASURY	4.906	99.0518	08/08/2023	25,000,000.00	24,762,944.50	24,775,694.45	(12,749.95)	
912797GF8	UNITED STATES TREASURY	4.908	99.0518	08/08/2023	50,000,000.00	49,525,889.00	49,551,200.00	(25,311.00)	
912797GF8	UNITED STATES TREASURY	5.113	99.0518	08/08/2023	5,000,000.00	4,952,588.90	4,953,244.33	(655.43)	
912797GF8	UNITED STATES TREASURY	5.168	99.0518	08/08/2023	10,000,000.00	9,905,177.80	9,905,259.00	(81.20)	
912796C56	UNITED STATES TREASURY	4.918	98.3109	09/28/2023	15,000,000.00	14,746,629.15	14,765,743.54	(19,114.39)	
912796C56	UNITED STATES TREASURY	4.919	98.3109	09/28/2023	15,000,000.00	14,746,629.15	14,765,718.75	(19,089.60)	
912796C56	UNITED STATES TREASURY	4.884	98.3109	09/28/2023	25,000,000.00	24,577,715.25	24,612,117.85	(34,402.60)	
912796C56	UNITED STATES TREASURY	4.917	98.3109	09/28/2023	25,000,000.00	24,577,715.25	24,609,324.66	(31,609.41)	
912796C56	UNITED STATES TREASURY	4.917	98.3109	09/28/2023	25,000,000.00	24,577,715.25	24,609,324.66	(31,609.41)	
912797FA0	UNITED STATES TREASURY	4.929	98.0586	10/12/2023	50,000,000.00	49,029,284.50	49,125,802.09	(96,517.59)	
912797FA0	UNITED STATES TREASURY	5.222	98.0586	10/12/2023	15,000,000.00	14,708,785.35	14,721,317.90	(12,532.55)	
912797FC6	UNITED STATES TREASURY	5.170	97.8440	10/26/2023	15,000,000.00	14,676,600.00	14,695,587.50	(18,987.50)	
---	UNITED STATES TREASURY	5.202	99.0503	08/06/2023	595,000,000.00	589,326,235.40	589,667,262.72	(341,027.32)	

US Gov
US GOV

Cusip	Description	Yield	Market Price	Final Maturity	Par Value	Market Value	Book Value	Net Unrealized Gain/Loss
912828ZU7	UNITED STATES TREASURY	0.469	99.7813	06/15/2023	50,000,000.00	49,890,625.00	49,995,811.78	(105,186.78)
9128284U1	UNITED STATES TREASURY	2.336	99.7813	06/30/2023	10,000,000.00	9,978,125.00	10,002,248.11	(24,123.11)
912828S92	UNITED STATES TREASURY	0.334	99.3281	07/31/2023	50,000,000.00	49,664,062.50	50,075,078.84	(411,016.34)
91282CCN9	UNITED STATES TREASURY	0.384	99.1250	07/31/2023	25,000,000.00	24,781,250.00	24,989,404.22	(208,154.22)
91282CDA6	UNITED STATES TREASURY	2.157	98.3125	09/30/2023	50,000,000.00	49,156,250.00	49,690,922.42	(534,672.42)
91282CDA6	UNITED STATES TREASURY	2.185	98.3125	09/30/2023	25,000,000.00	24,578,125.00	24,843,238.55	(265,113.55)
91282CAP6	UNITED STATES TREASURY	2.274	98.0781	10/15/2023	10,000,000.00	9,807,812.50	9,921,777.35	(113,964.85)
912828T91	UNITED STATES TREASURY	0.319	98.4688	10/31/2023	20,000,000.00	19,693,750.00	20,108,341.63	(414,591.63)
912828T91	UNITED STATES TREASURY	2.617	98.4688	10/31/2023	10,000,000.00	9,846,875.00	9,959,834.56	(112,959.56)
912828SK2	UNITED STATES TREASURY	2.300	99.0000	10/31/2023	10,000,000.00	9,900,000.00	10,023,325.89	(123,325.89)
91282CDM0	UNITED STATES TREASURY	2.495	97.6250	11/30/2023	15,000,000.00	14,643,750.00	14,854,729.35	(210,979.35)
912828SZ9	UNITED STATES TREASURY	5.025	98.1719	01/31/2024	25,000,000.00	24,542,968.75	24,592,879.47	(49,910.72)
91282CBM2	UNITED STATES TREASURY	0.219	96.4063	02/15/2024	25,000,000.00	24,101,562.50	24,983,446.82	(881,884.32)
91282CBR1	UNITED STATES TREASURY	0.287	96.1719	03/15/2024	50,000,000.00	48,085,937.50	49,985,482.54	(1,899,545.04)



COUNTY OF RIVERSIDE
TREASURER-TAX COLLECTOR
CAPITAL MARKETS

COUNTY ADMINISTRATIVE CENTER
4080 LEMON STREET,
4TH FLOOR,
RIVERSIDE, CA 92502-2205