

**SUBMITTAL TO THE BOARD OF SUPERVISORS
COUNTY OF RIVERSIDE, STATE OF CALIFORNIA**



**ITEM: 19.4
(ID # 22500)**

MEETING DATE:
Tuesday, July 18, 2023

FROM : TLMA-TRANSPORTATION:

SUBJECT: TRANSPORTATION AND LAND MANAGEMENT AGENCY/TRANSPORTATION:
Public Hearing - Landscaping and Lighting Maintenance District No. 89-1- Consolidated (L&LMD No. 89-1-C), Adopt Resolution No. 2023-083, Unincorporated Countywide Zones and Street Lighting Zones, All Districts. [\$1,973,153 Ongoing Cost - L&LMD No. 89-1-C 100%]

RECOMMENDED MOTION: That the Board of Supervisors:

1. Adopt Resolution No. 2023-083, a Resolution of the Board of Supervisors of the County of Riverside confirming the diagram and assessment for Zones 1, 3, 8, 10, 11, 15, 19, 24, 26, 28, 29, 31, 36, 39, 43, 44, 45, 53, 55, 57, 58, 66, 68, 72, 74, 83, 84, 86, 87, 89, 91, 92, 94, 97, 100, 103, 109, 110, 112, 119, 123, 124, 135, 138, 145, 146, 148, 149, 152, 153, 154, 155, 157, 160, 161, 162, 164, 166, 168, 171, 172, 174, 175, 180, 187, 188, 190, 191, 192, 193, 195, 197, 198, 199, 200, 202, 204, 206, 207, 211, 213, 214, 215, 216, 218 and 220, and Street Lighting Zones 2, 3, 4, 9, 11, 12, 13, 14, 16, 20, 21, 22, 25, 29, 30, 31, 36, 37, 38, 42, 43, 44, 45, 46, 47, 48, 52, 53, 54, 55, 56, 57, 58, 61, 64, 65, 66, 67, 68, 72, 74, 75, 76, 78, 81, 82, 85, 89, 95, 97, 99, 101, 103, 104, 107, 108, 109, 110, 113, 115, 116, 117, 119, 121, 122, 123, 124, 127, 129, 132, 133, 134, 135, 136, 137, 138, 139, 141, 143, 146, 147, 148, 149, 151 and 152 of Landscaping and Lighting Maintenance District No. 89-1-Consolidated of the County of Riverside and levying assessments on all lots and parcels of land therein for fiscal year 2023-2024.

ACTION:Policy



Mark Lancaster, Director of Transportation 7/5/2023

MINUTES OF THE BOARD OF SUPERVISORS

On motion of Supervisor Gutierrez, seconded by Supervisor Perez and duly carried by unanimous vote, IT WAS ORDERED that the above matter is approved as recommended.

Ayes: Jeffries, Spiegel, Perez, Washington, and Gutierrez
Nays: None
Absent: None
Date: July 18, 2023
xc: Trans

Kimberly A. Rector
Clerk of the Board

By: 
Deputy

**SUBMITTAL TO THE BOARD OF SUPERVISORS COUNTY OF RIVERSIDE,
STATE OF CALIFORNIA**

FINANCIAL DATA	Current Fiscal Year:	Next Fiscal Year:	Total Cost:	Ongoing Cost
COST	\$1,973,153	\$0	\$0	\$1,973,153
NET COUNTY COST	\$0	\$0	\$0	\$0
SOURCE OF FUNDS: L&LMD No. 89-1-C Assessments – 100%. There are no General Funds used in this project.			Budget Adjustment:	No
			For Fiscal Year:	23/24

C.E.O. RECOMMENDATION: Approve

BACKGROUND:

At the direction of the County of Riverside Board of Supervisors, L&LMD No. 89-1-C was formed in 1994 by Resolution No. 94-389 and authorized to levy an annual assessment to pay for the installation and maintenance of landscaping and streetlights within L&LMD No. 89-1-C. Since that date, L&LMD No. 89-1-C has included zone-specific improvements such as the maintenance and servicing of landscaping, trails, fossil filters, bio-swales, streetlights, traffic signals, bridge lights, and graffiti abatement.

The combined Annual Engineer's Report for fiscal year 2023-2024 was prepared in compliance with the requirement of Article 4, Chapter 1 of the Landscaping and Lighting Act of 1972, which is Part 2, Division 15 of the California Streets and Highways Code. The County initiates proceedings for the annual levy of assessments by passing a resolution, which proposes the annual levy under the Landscaping and Lighting Act of 1972. This resolution also describes the improvements, describes the location of the District and finally orders an engineer, who is a registered professional engineer certified by the State of California, to prepare and file a detailed report.

The proposed assessments for Zones 1, 3, 8, 10, 11, 15, 19, 24, 26, 28, 29, 31, 36, 39, 43, 44, 45, 53, 55, 57, 58, 66, 68, 72, 74, 83, 84, 86, 87, 89, 91, 92, 94, 97, 100, 103, 109, 110, 112, 119, 123, 124, 135, 138, 145, 146, 148, 149, 152, 153, 154, 155, 157, 160, 161, 162, 164, 166, 168, 171, 172, 174, 175, 180, 187, 188, 190, 191, 192, 193, 195, 197, 198, 199, 200, 202, 204, 206, 207, 211, 213, 214, 215, 216, 218 and 220, and Street Lighting Zones 2, 3, 4, 9, 11, 12, 13, 14, 16, 20, 21, 22, 25, 29, 30, 31, 36, 37, 38, 42, 43, 44, 45, 46, 47, 48, 52, 53, 54, 55, 56, 57, 58, 61, 64, 65, 66, 67, 68, 72, 74, 75, 76, 78, 81, 82, 85, 89, 95, 97, 99, 101, 103, 104, 107, 108, 109, 110, 113, 115, 116, 117, 119, 121, 122, 123, 124, 127, 129, 132, 133, 134, 135, 136, 137, 138, 139, 141, 143, 146, 147, 148, 149, 151 and 152 of L&LMD No. 89-1-C are described in Attachment A.

Pursuant to the Landscaping and Lighting Act of 1972 and Resolution No. 2021-098 a public hearing is scheduled for July 11, 2023 to receive testimony regarding the assessment levy for fiscal year 2023-24 for Zones 1, 3, 8, 10, 11, 15, 19, 24, 26, 28, 29, 31, 36, 39, 43, 44, 45, 53, 55, 57, 58, 66, 68, 72, 74, 83, 84, 86, 87, 89, 91, 92, 94, 97, 100, 103, 109, 110, 112, 119, 123, 124, 135, 138, 145, 146, 148, 149, 152, 153, 154, 155, 157, 160, 161, 162, 164, 166, 168, 171,

**SUBMITTAL TO THE BOARD OF SUPERVISORS COUNTY OF RIVERSIDE,
STATE OF CALIFORNIA**

172, 174, 175, 180, 187, 188, 190, 191, 192, 193, 195, 197, 198, 199, 200, 202, 204, 206, 207, 211, 213, 214, 215, 216, 218 and 220, and Street Lighting Zones 2, 3, 4, 9, 11, 12, 13, 14, 16, 20, 21, 22, 25, 29, 30, 31, 36, 37, 38, 42, 43, 44, 45, 46, 47, 48, 52, 53, 54, 55, 56, 57, 58, 61, 64, 65, 66, 67, 68, 72, 74, 75, 76, 78, 81, 82, 85, 89, 95, 97, 99, 101, 103, 104, 107, 108, 109, 110, 113, 115, 116, 117, 119, 121, 122, 123, 124, 127, 129, 132, 133, 134, 135, 136, 137, 138, 139, 141, 143, 146, 147, 148, 149, 151 and 152 of L&LMD No. 89 1 C. Notice of the public hearing was given by publication of a certified copy of Resolution No. 2023-082 in The Press Enterprise on July 5, 2023, which is more than ten (10) days prior to the continued public hearing date of July 18, 2023.

Adoption of Resolution No. 2023-083 confirms the assessment levy, as indicated in the Engineer's Report for fiscal year 2023-2024 for L&LMD No. 89-1-C and orders the placement of the annual assessment on the County of Riverside's Assessment Roll.

Impact on Residents and Businesses

L&LMD No. 89-1-C is a County-wide district; however, only the property owners within the boundaries of each Zone within L&LMD No. 89-1-C are impacted by the assessments collected for the maintenance of the improvements within these zones, as described in Attachment A and the Engineer's Report.

In November 1996, California voters passed Proposition 218, Right to Vote on Taxes Act, which added Articles XIII C and XIII D to the California Constitution. A County may levy annual assessments for an assessment district after complying with the requirements of the Landscaping and Lighting Act of 1972, and the provisions of Proposition 218 Right to Vote on Taxes Act. Depending on the time the Zones were annexed into L&LMD No. 89-1-C and the type of improvements, the mailed assessment ballot proposition approved by the property owners provides for these assessments and that either no inflation factor was established (Zones 1 and 3), a two percent (2%) inflation factor was established, or the annual assessment may be increased each year by the greater of two percent (2%) or the cumulative percentage increase, if any, in the Consumer Price Index (CPI-U), or the Consumer Price Index for electricity (CPI-UE "for electricity"), for the Riverside-San Bernardino-Ontario Standard Metropolitan Statistical Area (the "Index") as the Index stands as of March of each calendar year.

SUPPLEMENTAL:

Additional Fiscal Information

The annual budget for fiscal year 2023-2024 totals \$1,973,153. For Fiscal Year 2023-2024 the inflation factor, when appropriate, will be four percent (4%). The March 2023 CPI report is attached.

The inflation factor affects the maximum assessment, which is the maximum allowable assessment to be placed on a parcel, acre, or equivalent dwelling unit (EDU) within the L&LMD No. 89-1-C. Zones may be assessed at the maximum assessment if needed; however, some

**SUBMITTAL TO THE BOARD OF SUPERVISORS COUNTY OF RIVERSIDE,
STATE OF CALIFORNIA**

zones are assessed less depending on overall annual maintenance costs and existing reserves, if any.

ATTACHMENTS:

- A. Resolution No. 2023-083
- B. FY 2023-24 Attachment A
- C. March 2023 CPI Report



Jason Farin, Principal Management Analyst 7/11/2023



Aaron Gettis, Deputy County Counsel 7/7/2023

2 RESOLUTION NO. 2023-083

3 RESOLUTION OF THE BOARD OF SUPERVISORS OF THE COUNTY OF RIVERSIDE CONFIRMING
 4 THE DIAGRAM AND ASSESSMENT FOR ZONES 1, 3, 8, 10, 11, 15, 19, 24, 26, 28, 29, 31, 36, 39, 43,
 5 44, 45, 53, 55, 57, 58, 66, 68, 72, 74, 83, 84, 86, 87, 89, 91, 92, 94, 97, 100, 103, 109, 110, 112, 119, 123,
 6 124, 135, 138, 145, 146, 148, 149, 152, 153, 154, 155, 157, 160, 161, 162, 164, 166, 168, 171, 172, 174,
 7 175, 180, 187, 188, 190, 191, 192, 193, 195, 197, 198, 199, 200, 202, 204, 206, 207, 211, 213, 214, 215,
 8 216, 218 AND 220, AND STREET LIGHTING ZONES 2, 3, 4, 9, 11, 12, 13, 14, 16, 20, 21, 22, 25, 29, 30,
 9 31, 36, 37, 38, 42, 43, 44, 45, 46, 47, 48, 52, 53, 54, 55, 56, 57, 58, 61, 64, 65, 66, 67, 68, 72, 74, 75, 76,
 10 78, 81, 82, 85, 89, 95, 97, 99, 101, 103, 104, 107, 108, 109, 110, 113, 115, 116, 117, 119, 121, 122, 123,
 11 124, 127, 129, 132, 133, 134, 135, 136, 137, 138, 139, 141, 143, 146, 147, 148, 149, 151 AND 152 OF
 12 LANDSCAPING AND LIGHTING MAINTENANCE DISTRICT NO. 89-1-CONSOLIDATED OF THE
 13 COUNTY OF RIVERSIDE AND LEVYING ASSESSMENTS ON ALL LOTS AND PARCELS OF LAND
 14 THEREIN FOR FISCAL YEAR 2023-24

15 WHEREAS, on June 27, 2023, the Board of Supervisors (hereinafter the "Board of Supervisors") of
 16 the County of Riverside (hereinafter the "County"), adopted Resolution No. 2023- 082, pursuant to Section
 17 22624 of the Streets and Highways Code (hereinafter the "Streets and Highways Code"), which among
 18 other things, scheduled a public hearing on the annual levy and collection of assessments on all lots and
 19 parcels of assessable land in 86 Assessment Zones (hereinafter "Zone 1", "Zone 3", "Zone 8", "Zone 10",
 20 "Zone 11", "Zone 15", "Zone 19", "Zone 24", "Zone 26", "Zone 28", "Zone 29", "Zone 31", "Zone 36",
 21 "Zone 39", "Zone 43", "Zone 44", "Zone 45", "Zone 53", "Zone 55", "Zone 57", "Zone 58", "Zone 66",
 22 "Zone 68", "Zone 72", "Zone 74", "Zone 83", "Zone 84", "Zone 86", "Zone 87", "Zone 89", "Zone 91",
 23 "Zone 92", "Zone 94", "Zone 97", "Zone 100", "Zone 103", "Zone 109", "Zone 110", "Zone 112", "Zone 119",
 24 "Zone 123", "Zone 124", "Zone 135", "Zone 138", "Zone 145", "Zone 146", "Zone 148", "Zone 149",
 25 "Zone 152", "Zone 153", "Zone 154", "Zone 155", "Zone 157", "Zone 160", "Zone 161", "Zone 162",
 26 "Zone 164", "Zone 166", "Zone 168", "Zone 171", "Zone 172", "Zone 174", "Zone 175", "Zone 180",
 27 "Zone 187", "Zone 188", "Zone 190", "Zone 191", "Zone 192", "Zone 193", "Zone 195", "Zone 197",
 28

FORM APPROVED COUNTY COUNSEL
 BY: *Candice Monroy* 7-5-23
 CAROLINE K. MONROY DATE

1 "Zone 198", "Zone 199", "Zone 200", "Zone 202", "Zone 204", "Zone 206", "Zone 207", "Zone 211",
2 "Zone 213", "Zone 214", "Zone 215", "Zone 216", "Zone 218", and "Zone 220", collectively "Zones"); and 85
3 Street Lighting Assessment Zones (hereinafter "'Street Lighting Zone 2", "Street Lighting Zone 3", "Street
4 Lighting Zone 4", "Street Lighting Zone 9", "Street Lighting Zone 11", "Street Lighting Zone 12", "Street
5 Lighting Zone 13", "Street Lighting Zone 14", "Street Lighting Zone 16", "Street Lighting Zone 20", "Street
6 Lighting Zone 21", "Street Lighting Zone 22", "Street Lighting Zone 25", "Street Lighting Zone 29", "Street
7 Lighting Zone 30", "Street Lighting Zone 31", "Street Lighting Zone 36", "Street Lighting Zone 37", "Street
8 Lighting Zone 38", "Street Lighting Zone 42", "Street Lighting Zone 43", "Street Lighting Zone 44", "Street
9 Lighting Zone 45", "Street Lighting Zone 46", "Street Lighting Zone 47", "Street Lighting Zone 48", "Street
10 Lighting Zone 52", "Street Lighting Zone 53", "Street Lighting Zone 54", "Street Lighting Zone 55", "Street
11 Lighting Zone 56", "Street Lighting Zone 57", "Street Lighting Zone 58", "Street Lighting Zone 61", "Street
12 Lighting Zone 64", "Street Lighting Zone 65", "Street Lighting Zone 66", "Street Lighting Zone 67", "Street
13 Lighting Zone 68", "Street Lighting Zone 72", "Street Lighting Zone 74", "Street Lighting Zone 75", "Street
14 Lighting Zone 76", "Street Lighting Zone 78", "Street Lighting Zone 81", "Street Lighting Zone 82", "Street
15 Lighting Zone 85", "Street Lighting Zone 89", "Street Lighting Zone 95", "Street Lighting Zone 97", "Street
16 Lighting Zone 99", "Street Lighting Zone 101", "Street Lighting Zone 103", "Street Lighting Zone 104",
17 "Street Lighting Zone 107", "Street Lighting Zone 108", "Street Lighting Zone 109", "Street Lighting
18 Zone 110", "Street Lighting Zone 113", "Street Lighting Zone 115", "Street Lighting Zone 116", "Street
19 Lighting Zone 117", "Street Lighting Zone 119", "Street Lighting Zone 121", "Street Lighting Zone 122",
20 "Street Lighting Zone 123", "Street Lighting Zone 124", "Street Lighting Zone 127", "Street Lighting
21 Zone 129", "Street Lighting Zone 132", "Street Lighting Zone 133", "Street Lighting Zone 134", "Street
22 Lighting Zone 135", "Street Lighting Zone 136", "Street Lighting Zone 137", "Street Lighting Zone 138",
23 "Street Lighting Zone 139", "Street Lighting Zone 141", "Street Lighting Zone 143", "Street Lighting
24 Zone 146", "Street Lighting Zone 147", "Street Lighting Zone 148", "Street Lighting Zone 149", "Street
25 Lighting Zone 151", and "Street Lighting Zone 152", and collectively "Street Lighting Zones"); of
26 Landscaping and Lighting Maintenance District No. 89-1-Consolidated (hereinafter "L&LMD No. 89-1-C")
27 for FY 2023-24 to pay the costs of the installation and planting of landscaping; the installation of multi-
28 purpose trails; the installation of fencing; the installation of stormwater runoff catch basin filters; the

1 installation of irrigation or electrical facilities; and the maintenance and servicing of such landscaping, multi-
2 purpose trail, fencing, stormwater runoff catch basin filter, streetlight, traffic signal, and bridge light
3 improvements, including the provision of electricity for streetlights, traffic signals, and bridge lights, and
4 graffiti abatement within the public rights-of-way, for July 11, 2023, at the meeting room of the Board of
5 Supervisors at 4080 Lemon Street, 1st Floor, Riverside, California; and

6 **WHEREAS**, notice of said public hearing was duly published as required by Resolution No. 2023-
7 082 and Section 22626(a) of the Streets and Highways Code; and

8 **WHEREAS**, on July 11, 2023, the Board of Supervisors continued the public hearing to July 18,
9 2023; and

10 **WHEREAS**, the Board of Supervisors held the public hearing and afforded all interested persons an
11 opportunity to testify and be heard, and considered all oral statements and all written protests or
12 communications made or filed by any interested persons and at the conclusion of said hearing determined
13 that a majority protest had not been received; and

14 **WHEREAS**, the Board of Supervisors may proceed, pursuant to Section 22631 of the Streets and
15 Highways Code, to adopt a resolution confirming the diagram and assessment, either as originally
16 proposed, or as changed by it, and the adoption of such a resolution shall constitute the levy of an
17 assessment on all assessable lots and parcels of land within L&LMD No. 89-1-C for FY 2023-24.

18 **NOW, THEREFORE, BE IT RESOLVED, FOUND, DETERMINED, AND ORDERED** by the Board
19 of Supervisors of the County assembled in regular session on July 18, 2023 as follows:

20 **Section 1. Findings.** That the Board of Supervisors finds:

- 21 (a) the preceding recitals are correct;
- 22 (b) compliance has been had with all of the requirements of the Landscaping and Lighting Act
23 of 1972, Part 2 (commencing with Section 22500) of Division 15 of the Streets and
24 Highways Code;
- 25 (c) a majority protest to the annual levy for existing Zones 1, 3, 8, 10, 11, 15, 19, 24, 26, 28, 29,
26 31, 36, 39, 43, 44, 45, 53, 55, 57, 58, 66, 68, 72, 74, 83, 84, 86, 87, 89, 91, 92, 94, 97, 100,
27 103, 109, 110, 112, 119, 123, 124, 135, 138, 145, 146, 148, 149, 152, 153, 154, 155, 157,
28 160, 161, 162, 164, 166, 168, 171, 172, 174, 175, 180, 187, 188, 190, 191, 192, 193, 195,

1 197, 198, 199, 200, 202, 204, 206, 207, 211, 213, 214, 215, 216, 218 and 220, and Street
2 Lighting Zones 2, 3, 4, 9, 11, 12, 13, 14, 16, 20, 21, 22, 25, 29, 30, 31, 36, 37, 38, 42, 43,
3 44, 45, 46, 47, 48, 52, 53, 54, 55, 56, 57, 58, 61, 64, 65, 66, 67, 68, 72, 74, 75, 76, 78, 81,
4 82, 85, 89, 95, 97, 99, 101, 103, 104, 107, 108, 109, 110, 113, 115, 116, 117, 119, 121,
5 122, 123, 124, 127, 129, 132, 133, 134, 135, 136, 137, 138, 139, 141, 143, 146, 147, 148,
6 149, 151 and 152 of L&LMD No. 89-1-C has not been filed;

7 (d) the Board of Supervisors may proceed to adopt a resolution confirming the diagram and
8 assessment for L&LMD No. 89-1-C either as originally proposed or as changed by it and the
9 assessments to be levied on the assessable lots and parcels of land in Zones 1, 3, 8, 10,
10 11, 15, 19, 24, 26, 28, 29, 31, 36, 39, 43, 44, 45, 53, 55, 57, 58, 66, 68, 72, 74, 83, 84, 86,
11 87, 89, 91, 92, 94, 97, 100, 103, 109, 110, 112, 119, 123, 124, 135, 138, 145, 146, 148,
12 149, 152, 153, 154, 155, 157, 160, 161, 162, 164, 166, 168, 171, 172, 174, 175, 180, 187,
13 188, 190, 191, 192, 193, 195, 197, 198, 199, 200, 202, 204, 206, 207, 211, 213, 214, 215,
14 216, 218 and 220, and Street Lighting Zones 2, 3, 4, 9, 11, 12, 13, 14, 16, 20, 21, 22, 25,
15 29, 30, 31, 36, 37, 38, 42, 43, 44, 45, 46, 47, 48, 52, 53, 54, 55, 56, 57, 58, 61, 64, 65, 66,
16 67, 68, 72, 74, 75, 76, 78, 81, 82, 85, 89, 95, 97, 99, 101, 103, 104, 107, 108, 109, 110,
17 113, 115, 116, 117, 119, 121, 122, 123, 124, 127, 129, 132, 133, 134, 135, 136, 137, 138,
18 139, 141, 143, 146, 147, 148, 149, 151 and 152, of L&LMD No. 89-1-C for the installation
19 and planting of landscaping; the installation of multi-purpose trails; the installation of fencing;
20 the installation of stormwater runoff catch basin filters; the installation of irrigation or
21 electrical facilities; and the maintenance and servicing of such landscaping, multi-purpose
22 trails, fencing, stormwater runoff catch basin filters, streetlights, traffic signals, and bridge
23 lights, including the provision of electricity for streetlights, traffic signals, and bridge lights,
24 and graffiti abatement; within the public rights-of-way in said district during FY 2023-24
25 contained in the report to the Director of Transportation which is on file with the Clerk of the
26 Board of Supervisors (hereinafter the "Report") are based on benefits derived by such lots
27 and parcels.

1 **Section 2. Authorized Improvements for Zones.** The improvements authorized for Zones 1, 3,

2 8, 10, 11, 15, 19, 24, 26, 28, 29, 31, 36, 39, 43, 45, 53, 57, 58, 66, 68, 74, 83, 84, 87, 91, 92, 97, 100, 103,
3 112, 119, 135, 138, 148, 152, 153, 154, 160, 161, 166, 171, 188, 195, 197, 200, 206, 207, 213 and 218 of
4 L&LMD No. 89-1-C are:

- 5 (a) The installation and planting of landscaping, including trees, shrubs, grass and other
- 6 ornamental vegetation; and,
- 7 (b) The installation of irrigation and electrical facilities; and
- 8 (c) The maintenance or servicing of any of the foregoing.

9 In addition, Zones 11, 28, 29, 43, 74, 91, 92, 100, and 112 are authorized to provide the following:

- 10 (a) Weed abatement and debris clean-up of multi-purpose trails;
- 11 (b) Maintenance, repair and/or replacement of fencing.

12 In addition, Zones 74, 84, 91, 92, 97, 100, 103, 112, and 119 are authorized to provide the following:

- 13 (a) Providing graffiti abatement services to walls and structures within the public right-of-way
- 14 including incidental costs and expenses.

15 In addition, Zones 15, 19, 53, 57, and 84 are authorized to provide the following:

- 16 (a) Maintenance, repair and/or replacement of stormwater runoff catch basin filters within catch
- 17 basins within the public right-of-way including incidental costs and expenses.

18 In addition, Zone 68 is authorized to provide the following:

- 19 (a) Maintenance and servicing of bio-swales within the public right-of-way including the removal
- 20 of petroleum hydrocarbons and other pollutants from water runoff.

21 In addition, Zones 135 and 161 are authorized to provide the following:

- 22 (a) The maintenance and servicing of traffic signals within the public right-of-way including
- 23 incidental costs and expenses.

24 In addition, Zones 8, 43, 58, 135, 148, 154, 160, 166, 188, 195, 197, 200, 206, 207 and 213 are authorized
25 to provide the following:

- 26 (a) The maintenance and servicing of streetlights within the public right-of-ways including
- 27 incidental costs and expenses.

1 **Section 3. Authorized Improvements for Zones.** The improvements authorized for Zones 44,
2 55, 72, 86, 89, 94, 110, 149, 162, 168, 172, 187, 190, 191, 193, 198, 199, 202, 204, 211 and 214 of L&LMD
3 No. 89-1-C are:

- 4 (a) Maintenance, repair and/or replacement of stormwater runoff catch basin filters within catch
5 basins within the public right-of-way including incidental costs and expenses.

6 In addition, Zones 86, 89, 94, 149, 187, 191, 193, 198, 202, 204, 211 and 214 are authorized to provide the
7 following:

- 8 (a) The maintenance and servicing of streetlights within the public right-of-way including
9 incidental costs and expenses.

10 In addition, Zones 72, 86, 149, 162, 172, 187, 191, 193, 199 and 214 are authorized to provide the
11 following:

- 12 (a) The maintenance and servicing of traffic signals within the public right-of-way including
13 incidental costs and expenses.

14 **Section 4. Authorized Improvements for Zones.** The improvements authorized for Zones 109,
15 123, 124, 145, 146, 155, 174, 175, 180, 192, 215 and 216 of L&LMD No. 89-1-C are:

- 16 (a) The maintenance and servicing of traffic signals within the public right-of-way including
17 incidental costs and expenses.

18 In addition, Zones 123, 124, 146, 174, 180, 192, 215 and 216 are authorized to provide the following:

- 19 (a) The maintenance and servicing of streetlights within the public right-of-way including
20 incidental costs and expenses.

21 **Section 5. Improvements.** The improvements authorized for Zones 157 and 164 of L&LMD No.
22 89-1-C are:

- 23 (a) Maintenance and servicing of bio-swales within the public right-of-way including the
24 removal of petroleum hydrocarbons and other pollutants from water runoff.

25 **Section 6. Authorized Improvements for Zones.** The improvements authorized for Street
26 Lighting Zones 2, 3, 4, 9, 11, 12, 13, 14, 16, 20, 21, 22, 25, 29, 30, 31, 36, 37, 38, 42, 43, 44, 45, 46, 47,
27 48, 52, 53, 54, 55, 56, 57, 58, 61, 64, 65, 66, 67, 68, 72, 74, 75, 76, 78, 81, 82, 85, 89, 95, 97, 99, 101, 103,
28

1 104, 107, 108, 109, 110, 113, 115, 116, 117, 119, 121, 122, 123, 124, 127, 129, 132, 133, 134, 135, 136,
2 137, 138, 139, 141, 143, 146, 147, 148, 149, 151 and 152 of L&LMD No. 89-1-C are:

- 3 (a) Maintenance and servicing of streetlights within the public right-of-way including incidental
4 costs and expenses.

5 **Section 7. Confirmation of Report.** The Report and the assessment diagram and the
6 assessment of the estimated costs of the installation, and maintenance and servicing of landscaping
7 improvements, multi-purpose trails, fencing, stormwater runoff catch basin filters, streetlights, traffic signals,
8 and bridge lights, including the provision of electricity for streetlights, traffic signals, and bridge lights, and
9 graffiti abatement, in Zones 1, 3, 8, 10, 11, 15, 19, 24, 26, 28, 29, 31, 36, 39, 43, 44, 45, 53, 55, 57, 58, 66,
10 68, 72, 74, 83, 84, 86, 87, 89, 91, 92, 94, 97, 100, 103, 109, 110, 112, 119, 123, 124, 135, 138, 145, 146,
11 148, 149, 152, 153, 154, 155, 157, 160, 161, 162, 164, 166, 168, 171, 172, 174, 175, 180, 187, 188, 190,
12 191, 192, 193, 195, 197, 198, 199, 200, 202, 204, 206, 207, 211, 213, 214, 215, 216, 218 and 220, and
13 Street Lighting Zones 2, 3, 4, 9, 11, 12, 13, 14, 16, 20, 21, 22, 25, 29, 30, 31, 36, 37, 38, 42, 43, 44, 45, 46,
14 47, 48, 52, 53, 54, 55, 56, 57, 58, 61, 64, 65, 66, 67, 68, 72, 74, 75, 76, 78, 81, 82, 85, 89, 95, 97, 99, 101,
15 103, 104, 107, 108, 109, 110, 113, 115, 116, 117, 119, 121, 122, 123, 124, 127, 129, 132, 133, 134, 135,
16 136, 137, 138, 139, 141, 143, 146, 147, 148, 149, 151 and 152 of L&LMD No. 89-1-C for FY 2022-23
17 contained in the Report are confirmed.

18 **Section 8. Levy of Assessment.** Pursuant to Section 22631 of the Streets and Highways
19 Code, the adoption of this resolution constitutes the levy of the assessment for the installation, and
20 maintenance and servicing improvements in Zones 1, 3, 8, 10, 11, 15, 19, 24, 26, 28, 29, 31, 36, 39, 43, 44,
21 45, 53, 55, 57, 58, 66, 68, 72, 74, 83, 84, 86, 87, 89, 91, 92, 94, 97, 100, 103, 109, 110, 112, 119, 123, 124,
22 135, 138, 145, 146, 148, 149, 152, 153, 154, 155, 157, 160, 161, 162, 164, 166, 168, 171, 172, 174, 175,
23 180, 187, 188, 190, 191, 192, 193, 195, 197, 198, 199, 200, 202, 204, 206, 207, 211, 213, 214, 215, 216,
24 218 and 220, and Street Lighting Zones 2, 3, 4, 9, 11, 12, 13, 14, 16, 20, 21, 22, 25, 29, 30, 31, 36, 37, 38,
25 42, 43, 44, 45, 46, 47, 48, 52, 53, 54, 55, 56, 57, 58, 61, 64, 65, 66, 67, 68, 72, 74, 75, 76, 78, 81, 82, 85,
26 89, 95, 97, 99, 101, 103, 104, 107, 108, 109, 110, 113, 115, 116, 117, 119, 121, 122, 123, 124, 127, 129,
27 132, 133, 134, 135, 136, 137, 138, 139, 141, 143, 146, 147, 148, 149, 151 and 152 of L&LMD No. 89-1-C

1 for FY 2023-24 contained in the Report, and such assessment is levied. The Clerk of the Board of
2 Supervisors is directed to file a certified copy of this resolution, together with the diagram and assessment
3 contained in the Report with the County Auditor of the County of Riverside, who, pursuant to Section 22645
4 of the Streets and Highways Code, shall enter on the County Assessment Roll opposite each lot or parcel
5 of land the amount assessed thereupon, as shown in said assessment.

6 **Section 9.** **Effective Date.** This Resolution shall take effect from and after its date of adoption.
7
8
9
10
11
12

13 ROLL CALL:

14 Ayes: Jeffries, Washington, Spiegel, Perez and Gutierrez
15 Nays: None
16 Absent: None

17 The foregoing is certified to be a true copy of a resolution duly adopted by said Board of Supervisors on the
18 date therein set forth.

19 KIMBERLY A. RECTOR, Clerk of said Board

20 By: 
21 Deputy

22 07.18.2023 19.4
23
24
25
26
27
28

ATTACHMENT A

The District contains 86 separate zones of benefits and 85 street lighting zones of benefits:

- Zone 1 – Bermuda Dunes area
- Zone 3 – Menifee, Sun City, and Nuevo area
- Zone 8 – Home Gardens area
- Zone 10 – Glen Ivy Hot Springs area
- Zone 11 – Woodcrest area
- Zone 15 – La Sierra area
- Zone 19 – Murrieta Hot Springs area
- Zone 24 – Temecula area
- Zone 26 – Woodcrest area
- Zone 28 – West Elsinore area
- Zone 29 – Lakeland Village area
- Zone 31 – Hemet area
- Zone 36 – Thermal area
- Zone 39 – Mead Valley area
- Zone 43 – El Cerrito area
- Zone 44 – Menifee area
- Zone 45 – Lake Hills area
- Zone 53 – French Valley area
- Zone 55 – French Valley area
- Zone 57 – Rancho California area
- Zone 58 – Woodcrest area
- Zone 66 – Homeland area
- Zone 68 – Woodcrest area
- Zone 72 – Highgrove area
- Zone 74 – Lakehills, Riverside, and Woodcrest area
- Zone 83 – Bermuda Dunes and Del Web Sun City area
- Zone 84 – Mead Valley area
- Zone 86 – Winchester area
- Zone 87 – Thousand Palms area
- Zone 89 – Mead Valley area
- Zone 91 – East Hemet area
- Zone 92 – Thermal area
- Zone 94 – Mead Valley area
- Zone 97 – Glenn Valley area
- Zone 100 – Rancho California area
- Zone 103 – Lake Elsinore and West Elsinore area
- Zone 109 – French Valley area
- Zone 110 – Lake Elsinore area
- Zone 112 – Woodcrest area
- Zone 119 – East Hemet area
- Zone 123 – Woodcrest area
- Zone 124 – Mead Valley area
- Zone 135 – Glen Ivy Hot Springs area
- Zone 138 – Mecca area
- Zone 145 – Mead Valley area

ATTACHMENT A

Zone 146 – Highgrove area
Zone 148 – Horsetheif Canyon area
Zone 149 – Bermuda Dunes area
Zone 152 – Glen Ivy Hot Springs area
Zone 153 – Lakeland Village area
Zone 154 – Rancho California area
Zone 155 – French Valley area
Zone 157 – Rancho California area
Zone 160 – Anza area
Zone 161 – Glen Valley area
Zone 162 – French Valley area
Zone 164 – Rancho California area
Zone 166 – Hundred Palms area
Zone 168 – Glen Ivy Hot Springs/Horsethief Canyon area Zone 171 – French Valley area
Zone 172 – French Valley area
Zone 174 – Mead Valley area
Zone 175 – Cabazon area
Zone 180 – Mead Valley area
Zone 187 – French Valley area
Zone 188 – Valle Vista area
Zone 190 – French Valley area
Zone 191 – French Valley area
Zone 192 – Woodcrest area
Zone 193 – Mead Valley area
Zone 195 – Lake Hills area
Zone 197 – Green Acres area
Zone 198 – Mead Valley area
Zone 199 – French Valley area
Zone 200 – Indio area
Zone 202 – March Air Reserve area
Zone 204 – Mead Valley area
Zone 206 – March Air Reserve area
Zone 207 – El Cerrito area
Zone 211 – Winchester area
Zone 213 – Anza area
Zone 214 – Glen Ivy Hot Springs area
Zone 215 – French Valley area
Zone 216 – French Valley area
Zone 218 – Rancho California area
Zone 220 – French Valley area
Street Lighting Zone 2 – Anza area
Street Lighting Zone 3 – Mead Valley area
Street Lighting Zone 4 – Thousand Palms area
Street Lighting Zone 9 – Murrieta Hot Springs area
Street Lighting Zone 11 – Homeland area
Street Lighting Zone 12 – Murrieta Hot Springs area
Street Lighting Zone 13 – Bermuda Dunes area
Street Lighting Zone 14 – Cherry Valley area
Street Lighting Zone 16 – Glen Ivy Hot Springs area
Street Lighting Zone 20 – Cherry Valley area

ATTACHMENT A

Street Lighting Zone 21 – Glen Ivy Hot Springs area
Street Lighting Zone 22 – Mead Valley area
Street Lighting Zone 25 – Home Gardens area
Street Lighting Zone 29 – Thousand Palms area
Street Lighting Zone 30 – Vista Santa Rosa area
Street Lighting Zone 31 – Bermuda Dunes area
Street Lighting Zone 36 – Thousand Palms area
Street Lighting Zone 37 – French Valley area
Street Lighting Zone 38 – Thousand Palms area
Street Lighting Zone 42 – Glen Ivy Hot Springs area
Street Lighting Zone 43 – Cherry Valley area
Street Lighting Zone 44 – Rancho California area
Street Lighting Zone 45 – Hemet and Valle Vista area
Street Lighting Zone 46 – Homeland area
Street Lighting Zone 47 – Glen Ivy Hot Springs area
Street Lighting Zone 48 – Romoland area
Street Lighting Zone 52 – Cathedral City area
Street Lighting Zone 53 – Horsethief Canyon area
Street Lighting Zone 54 – Rancho Mirage area
Street Lighting Zone 55 – Murrieta area
Street Lighting Zone 56 – Thermal area
Street Lighting Zone 57 – Murrieta area
Street Lighting Zone 58 – Rancho Mirage area
Street Lighting Zone 61 – Thousand Palms area
Street Lighting Zone 64 – Thousand Palms area
Street Lighting Zone 65 – Mead Valley area
Street Lighting Zone 66 – Home Gardens area
Street Lighting Zone 67 – Bermuda Dunes area
Street Lighting Zone 68 – Thousand Palms area
Street Lighting Zone 72 – East Hemet area
Street Lighting Zone 74 – Thousand Palms area
Street Lighting Zone 75 – Horsethief Canyon area
Street Lighting Zone 76 – Home Gardens area
Street Lighting Zone 78 – Valle Vista area
Street Lighting Zone 81 – Mecca area
Street Lighting Zone 82 – East Hemet area
Street Lighting Zone 85 – French Valley area
Street Lighting Zone 89 – Rancho California area
Street Lighting Zone 95 – Mead Valley area
Street Lighting Zone 97 – Mead Valley area
Street Lighting Zone 99 – Juniper Flats area
Street Lighting Zone 101 – Southeast Desert Hot Springs area
Street Lighting Zone 103 – North Palm Springs area
Street Lighting Zone 104 – West Blythe area
Street Lighting Zone 107 – Thousand Palms area
Street Lighting Zone 108 – Mead Valley area
Street Lighting Zone 109 – Woodcrest area

ATTACHMENT A

Street Lighting Zone 110 – Winchester area
Street Lighting Zone 113 – Rancho California area
Street Lighting Zone 115 – Rancho California area
Street Lighting Zone 116 – Murrieta Hot Springs area
Street Lighting Zone 117 – Mead Valley area
Street Lighting Zone 119 – Nuevo area
Street Lighting Zone 121 – Mead Valley area
Street Lighting Zone 122 – Mead Valley area
Street Lighting Zone 123 – Lake Elsinore area
Street Lighting Zone 124 – Mecca area
Street Lighting Zone 127 – Home Gardens area
Street Lighting Zone 129 – Mead Valley area
Street Lighting Zone 132 – El Cerrito area
Street Lighting Zone 133 – Woodcrest area
Street Lighting Zone 134 – Winchester area
Street Lighting Zone 135 – French Valley area
Street Lighting Zone 136 – Thermal area
Street Lighting Zone 137 – Romoland area
Street Lighting Zone 138 – Mead Valley area
Street Lighting Zone 139 – Thousand Palms area
Street Lighting Zone 141 – Valle Vista area
Street Lighting Zone 143 – Horsethief Canyon area
Street Lighting Zone 146 – Winchester area
Street Lighting Zone 147 – Mead Valley area
Street Lighting Zone 148 – Mead Valley area
Street Lighting Zone 149 – French Valley area
Street Lighting Zone 152 – Mead Valley area

ATTACHMENT A

Zone 1

For fiscal year 2023-24, there is no proposed inflationary increase in the maximum assessment for Zone 1 and is consistent with ballot proposition approved by the qualified electors when establishing said zone. The proposed maximum assessment for fiscal year 2023-24 for Zone 1 of the District is \$178.52 per acre.

Zone 1 was established 25 years ago with an assessment of \$178.52 per acre per year. The proposed budget for fiscal year 2023-24 is \$14,777.88.

Zone 3

For fiscal year 2023-24, there is no proposed inflationary increase in the maximum assessment for Zone 3 and is consistent with ballot proposition approved by the qualified electors when establishing said zone. The proposed maximum assessment for fiscal year 2023-24 for Zone 3 of the District is \$77.68 per parcel.

Zone 3 was established 24 years ago with an assessment of \$77.68 per parcel per year. The proposed budget for fiscal year 2023-24 is \$24,391.52.

Zone 8

For fiscal year 2023-24, there is a proposed two percent (2%) inflationary increase in the maximum assessment for Zone 8 and is consistent with ballot proposition approved by the qualified electors when establishing said zone. The proposed maximum assessment for fiscal year 2023-24 for Zone 8 of the District is \$55.38 per EDU (Equivalent Dwelling Unit).

Zone 8 was established 22 years ago with an assessment of \$41.16 per edu per year. The proposed budget for fiscal year 2023-24 is \$150,784.72.

1 Multi-Family Unit	=	.7 EDU	=	\$38.77 per year
1 Commercial acre	=	8 EDU	=	\$443.04 per year/per acre
1 Industrial acre	=	4 EDU	=	\$221.52 per year/per acre
1,000 sq. ft. of Church building	=	.5 EDU	=	\$27.69 per year/per acre

Additionally \$22,888 in Ad Valorem monies is provided to Zone 8 annually.

Zone 10

For fiscal year 2023-24, there is a proposed four percent (4%) inflationary increase in the maximum assessment for Zone 10 and is consistent with ballot proposition approved by the qualified electors when establishing said zone. The proposed maximum assessment for fiscal year 2023-24 for Zone 10 of the District is \$472.92 per acre.

Zone 10 was established 21 years ago with an assessment of \$321.32 per acre per year. The proposed budget for fiscal year 2023-24 is \$36,424.96.

ATTACHMENT A

Zone 11

For fiscal year 2023-24, there is a proposed four percent (4%) inflationary increase in the maximum assessment for Zone 11 and is consistent with ballot proposition approved by the qualified electors when establishing said zone. The proposed maximum assessment for fiscal year 2023-24 for Zone 11 of the District is \$159.03 per parcel.

Zone 11 was established 18 years ago with an assessment of \$109.00 per parcel per year. The proposed budget for fiscal year 2023-24 is \$38,643.84.

Zone 15

For fiscal year 2023-24, there is a proposed four percent (4%) inflationary increase in the maximum assessment for Zone 15 and is consistent with ballot proposition approved by the qualified electors when establishing said zone. The proposed maximum assessment for fiscal year 2023-24 for Zone 15 of the District is \$488.12 per parcel.

Zone 15 was established 20 years ago with an assessment of \$345.50 per parcel per year. The proposed budget for fiscal year 2023-24 is \$59,063.05.

Zone 19

For fiscal year 2023-24, there is a proposed four percent (4%) inflationary increase in the maximum assessment for Zone 19 and is consistent with ballot proposition approved by the qualified electors when establishing said zone. The proposed maximum assessment for fiscal year 2023-24 for Zone 19 of the District is \$249.20 per parcel.

Zone 19 was established 20 years ago with an assessment of \$152.02 per parcel per year. The proposed budget for fiscal year 2023-24 is \$46,104.22.

Zone 24

For fiscal year 2023-24, there is a proposed four percent (4%) inflationary increase in the maximum assessment for Zone 24 and is consistent with ballot proposition approved by the qualified electors when establishing said zone. The proposed maximum assessment for fiscal year 2023-24 for Zone 24 of the District is \$156.96 per parcel.

Zone 24 was established 19 years ago with an assessment of \$100.00 per parcel per year. The proposed budget for fiscal year 2023-24 is \$49,286.12.

ATTACHMENT A

Zone 26

For fiscal year 2023-24, there is a proposed four percent (4%) inflationary increase in the maximum assessment for Zone 26 and is consistent with ballot proposition approved by the qualified electors when establishing said zone. The proposed maximum assessment for fiscal year 2023-24 for Zone 26 of the District is \$172.16 per parcel.

Zone 26 was established 19 years ago with an assessment of \$111.46 per parcel per year. The proposed budget for fiscal year 2023-24 is \$71,792.40.

Zone 28

For fiscal year 2023-24, there is a proposed four percent (4%) inflationary increase in the maximum assessment for Zone 28 and is consistent with ballot proposition approved by the qualified electors when establishing said zone. The proposed maximum assessment for fiscal year 2023-24 for Zone 28 of the District is \$135.60 per parcel.

Zone 28 was established 19 years ago with an assessment of \$87.76 per parcel per year. The proposed budget for fiscal year 2023-24 is \$13,288.62.

Zone 29

For fiscal year 2023-24, there is a proposed four percent (4%) inflationary increase in the maximum assessment for Zone 29 and is consistent with ballot proposition approved by the qualified electors when establishing said zone. The proposed maximum assessment for fiscal year 2023-24 for Zone 29 of the District is \$108.12 per parcel.

Zone 29 was established 19 years ago with an assessment of \$70.00 per parcel per year. The proposed budget for fiscal year 2023-24 is \$14,055.64.

Zone 31

For fiscal year 2023-24, there is a proposed four percent (4%) inflationary increase in the maximum assessment for Zone 31 and is consistent with ballot proposition approved by the qualified electors when establishing said zone. The proposed maximum assessment for fiscal year 2023-24 for Zone 31 of the District is \$364.80 per parcel.

Zone 31 was established 19 years ago with an assessment of \$250.00 per parcel per year. The proposed budget for fiscal year 2023-24 is \$21,888.48.

ATTACHMENT A

Zone 36

For fiscal year 2023-24, there is a proposed four percent (4%) inflationary increase in the maximum assessment for Zone 36 and is consistent with ballot proposition approved by the qualified electors when establishing said zone. The proposed maximum assessment for fiscal year 2023-24 for Zone 36 of the District is \$142.64 per parcel.

Zone 36 was established 18 years ago with an assessment of \$92.30 per parcel per year. The proposed budget for fiscal year 2023-24 is \$15,118.98.

Zone 39

For fiscal year 2023-24, there is a proposed four percent (4%) inflationary increase in the maximum assessment for Zone 39 and is consistent with ballot proposition approved by the qualified electors when establishing said zone. The proposed maximum assessment for fiscal year 2023-24 for Zone 39 of the District is \$66.35 per parcel.

Zone 39 was established 18 years ago with an assessment of \$47.00 per parcel per year. The proposed budget for fiscal year 2023-24 is \$8,494.10.

Zone 43

For fiscal year 2023-24, there is a proposed four percent (4%) inflationary increase in the maximum assessment for Zone 43 and is consistent with ballot proposition approved by the qualified electors when establishing said zone. The proposed maximum assessment for fiscal year 2023-24 for Zone 43 of the District is \$194.56 per parcel.

Zone 43 was established 17 years ago with an assessment of \$140.50 per parcel per year. The proposed budget for fiscal year 2023-24 is \$100,396.45.

Zone 44

For fiscal year 2023-24, there is a proposed four percent (4%) inflationary increase in the maximum assessment for Zone 44 and is consistent with ballot proposition approved by the qualified electors when establishing said zone. The proposed maximum assessment for fiscal year 2023-24 for Zone 44 of the District is \$73.44 per parcel.

Zone 44 was established 17 years ago with an assessment of \$55.72 per parcel per year. The proposed budget for fiscal year 2023-24 is \$64,024.07.

ATTACHMENT A

Zone 45

For fiscal year 2023-24, there is a proposed four percent (4%) inflationary increase in the maximum assessment for Zone 45 and is consistent with ballot proposition approved by the qualified electors when establishing said zone. The proposed maximum assessment for fiscal year 2023-24 for Zone 45 of the District is \$313.14 per parcel.

Zone 45 was established 17 years ago with an assessment of \$206.72 per parcel per year. The proposed budget for fiscal year 2023-24 is \$65,445.46.

Zone 53

For fiscal year 2023-24, there is a proposed four percent (4%) inflationary increase in the maximum assessment for Zone 53 and is consistent with ballot proposition approved by the qualified electors when establishing said zone. The proposed maximum assessment for fiscal year 2023-24 for Zone 53 of the District is \$539.65 per parcel.

Zone 53 was established 17 years ago with an assessment of \$356.24 per parcel per year. The proposed budget for fiscal year 2023-24 is \$17,268.68.

Zone 55

For fiscal year 2023-24, there is a proposed four percent (4%) inflationary increase in the maximum assessment for Zone 55 and is consistent with ballot proposition approved by the qualified electors when establishing said zone. The proposed maximum assessment for fiscal year 2023-24 for Zone 55 of the District is \$84.14 per parcel.

Zone 55 was established 17 years ago with an assessment of \$65.12 per parcel per year. The proposed budget for fiscal year 2023-24 is \$7,236.14.

Zone 57

For fiscal year 2023-24, there is a proposed four percent (4%) inflationary increase in the maximum assessment for Zone 57 and is consistent with ballot proposition approved by the qualified electors when establishing said zone. The proposed maximum assessment for fiscal year 2023-24 for Zone 57 of the District is \$349.29 per parcel.

Zone 57 was established 16 years ago with an assessment of \$230.56 per parcel per year. The proposed budget for fiscal year 2023-24 is \$18,861.98.

ATTACHMENT A

Zone 58

For fiscal year 2023-24, there is a proposed four percent (4%) inflationary increase in the maximum assessment for Zone 58 and is consistent with ballot proposition approved by the qualified electors when establishing said zone. The proposed maximum assessment for fiscal year 2023-24 for Zone 58 of the District is \$906.72 per parcel.

Zone 58 was established 16 years ago with an assessment of \$641.78 per parcel per year. The proposed budget for fiscal year 2023-24 is \$8,160.42.

Zone 66

For fiscal year 2023-24, there is a proposed four percent (4%) inflationary increase in the maximum assessment for Zone 66 and is consistent with ballot proposition approved by the qualified electors when establishing said zone. The proposed maximum assessment for fiscal year 2023-24 for Zone 66 of the District is \$284.95 per parcel.

Zone 66 was established 16 years ago with an assessment of \$216.22 per parcel per year. The proposed budget for fiscal year 2023-24 is \$8,833.51.

Zone 68

For fiscal year 2023-24, there is a proposed four percent (4%) inflationary increase in the maximum assessment for Zone 68 and is consistent with ballot proposition approved by the qualified electors when establishing said zone. The proposed maximum assessment for fiscal year 2023-24 for Zone 68 of the District is \$789.32 per parcel.

Zone 68 was established 16 years ago with an assessment of \$586.96 per parcel per year. The proposed budget for fiscal year 2023-24 is \$18,154.45.

Zone 72

For fiscal year 2023-24, there is a proposed four percent (4%) inflationary increase in the maximum assessment for Zone 72 and is consistent with ballot proposition approved by the qualified electors when establishing said zone. The proposed maximum assessment for fiscal year 2023-24 for Zone 72 of the District is \$285.59 per parcel.

Zone 72 was established 14 years ago with an assessment of \$212.38 per parcel per year. The proposed budget for fiscal year 2023-24 is \$64,428.86.

ATTACHMENT A

Zone 74

For fiscal year 2023-24, there is a proposed four percent (4%) inflationary increase in the maximum assessment for Zone 74 and is consistent with ballot proposition approved by the qualified electors when establishing said zone. The proposed maximum assessment for fiscal year 2023-24 for Zone 74 of the District is \$727.49 per parcel.

Zone 74 was established 15 years ago with an assessment of \$525.26 per parcel per year. The proposed budget for fiscal year 2023-24 is \$149,863.35.

Zone 83

For fiscal year 2023-24, there is a proposed four percent (4%) inflationary increase in the maximum assessment for Zone 83 and is consistent with ballot proposition approved by the qualified electors when establishing said zone. The proposed maximum assessment for fiscal year 2023-24 for Zone 83 of the District is \$635.77 per acre.

Zone 83 was established 15 years ago with an assessment of \$454.44 per acre per year. The proposed budget for fiscal year 2023-24 is \$7,883.66.

Zone 84

For fiscal year 2023-24, there is a proposed four percent (4%) inflationary increase in the maximum assessment for Zone 84 and is consistent with ballot proposition approved by the qualified electors when establishing said zone. The proposed maximum assessment for fiscal year 2023-24 for Zone 84 of the District is \$321.17 per parcel.

Zone 84 was established 15 years ago with an assessment of \$238.84 per parcel per year. The proposed budget for fiscal year 2023-24 is \$41,110.14.

Zone 86

For fiscal year 2023-24, there is a proposed four percent (4%) inflationary increase in the maximum assessment for Zone 86 and is consistent with ballot proposition approved by the qualified electors when establishing said zone. The proposed maximum assessment for fiscal year 2023-24 for Zone 86 of the District is \$263.10 per parcel.

Zone 86 was established 15 years ago with an assessment of \$195.66 per parcel per year. The proposed budget for fiscal year 2023-24 is \$17,890.82.

ATTACHMENT A

Zone 87

For fiscal year 2023-24, there is a proposed four percent (4%) inflationary increase in the maximum assessment for Zone 87 and is consistent with ballot proposition approved by the qualified electors when establishing said zone. The proposed maximum assessment for fiscal year 2023-24 for Zone 87 of the District is \$268.15 per acre.

Zone 87 was established 15 years ago with an assessment of \$199.42 per acre per year. The proposed budget for fiscal year 2023-24 is \$44,911.72.

Zone 89

For fiscal year 2023-24, there is a proposed four percent (4%) inflationary increase in the maximum assessment for Zone 89 and is consistent with ballot proposition approved by the qualified electors when establishing said zone. The proposed maximum assessment for fiscal year 2023-24 for Zone 89 of the District is \$122.82 per acre.

Zone 89 was established 15 years ago with an assessment of \$89.56 per acre per year. The proposed budget for fiscal year 2023-24 is \$5,752.25.

Zone 91

For fiscal year 2023-24, there is a proposed four percent (4%) inflationary increase in the maximum assessment for Zone 91 and is consistent with ballot proposition approved by the qualified electors when establishing said zone. The proposed maximum assessment for fiscal year 2023-24 for Zone 91 of the District is \$745.59 per parcel.

Zone 91 was established 15 years ago with an assessment of \$565.52 per parcel per year. The proposed budget for fiscal year 2023-24 is \$18,639.85.

Zone 92

For fiscal year 2023-24, there is a proposed four percent (4%) inflationary increase in the maximum assessment for Zone 92 and is consistent with ballot proposition approved by the qualified electors when establishing said zone. The proposed maximum assessment for fiscal year 2023-24 for Zone 92 of the District is \$815.63 per parcel.

Zone 92 was established 15 years ago with an assessment of \$606.54 per parcel per year. The proposed budget for fiscal year 2023-24 is \$17,943.92.

ATTACHMENT A

Zone 94

For fiscal year 2023-24, there is a proposed four percent (4%) inflationary increase in the maximum assessment for Zone 94 and is consistent with ballot proposition approved by the qualified electors when establishing said zone. The proposed maximum assessment for fiscal year 2023-24 for Zone 94 of the District is \$981.06 per acre.

Zone 94 was established 15 years ago with an assessment of \$744.12 per acre per year. The proposed budget for fiscal year 2023-24 is \$7,515.00.

Zone 97

For fiscal year 2023-24, there is a proposed four percent (4%) inflationary increase in the maximum assessment for Zone 97 and is consistent with ballot proposition approved by the qualified electors when establishing said zone. The proposed maximum assessment for fiscal year 2023-24 for Zone 97 of the District is \$431.82 per parcel.

Zone 97 was established 15 years ago with an assessment of \$305.66 per parcel per year. The proposed budget for fiscal year 2023-24 is \$57,000.91.

Zone 100

For fiscal year 2023-24, there is a proposed four percent (4%) inflationary increase in the maximum assessment for Zone 100 and is consistent with ballot proposition approved by the qualified electors when establishing said zone. The proposed maximum assessment for fiscal year 2023-24 for Zone 100 of the District is \$996.04 per parcel.

Zone 100 was established 14 years ago with an assessment of \$733.50 per parcel per year. The proposed budget for fiscal year 2023-24 is \$36,853.78.

Zone 103

For fiscal year 2023-24, there is a proposed four percent (4%) inflationary increase in the maximum assessment for Zone 103 and is consistent with ballot proposition approved by the qualified electors when establishing said zone. The proposed maximum assessment for fiscal year 2023-24 for Zone 103 of the District is \$68.80 per parcel.

Zone 103 was established 14 years ago with an assessment of \$51.18 per parcel per year. The proposed budget for fiscal year 2023-24 is \$9,356.28.

ATTACHMENT A

Zone 109

For fiscal year 2023-24, there is a proposed four percent (4%) inflationary increase in the maximum assessment for Zone 109 and is consistent with ballot proposition approved by the qualified electors when establishing said zone. The proposed maximum assessment for fiscal year 2023-24 for Zone 109 of the District is \$9.45 per parcel.

Zone 109 was established 14 years ago with an assessment of \$6.10 per parcel per year. The proposed budget for fiscal year 2023-24 is \$4,029.04.

Zone 110

For fiscal year 2023-24, there is a proposed four percent (4%) inflationary increase in the maximum assessment for Zone 110 and is consistent with ballot proposition approved by the qualified electors when establishing said zone. The proposed maximum assessment for fiscal year 2023-24 for Zone 110 of the District is \$133.67 per parcel.

Zone 110 was established 14 years ago with an assessment of \$99.58 per parcel per year. The proposed budget for fiscal year 2023-24 is \$11,362.56.

Zone 112

For fiscal year 2023-24, there is a proposed four percent (4%) inflationary increase in the maximum assessment for Zone 112 and is consistent with ballot proposition approved by the qualified electors when establishing said zone. The proposed maximum assessment for fiscal year 2023-24 for Zone 112 of the District is \$480.82 per parcel.

Zone 112 was established 14 years ago with an assessment of \$357.58 per parcel per year. The proposed budget for fiscal year 2023-24 is \$62,987.81.

Zone 119

For fiscal year 2023-24, there is a proposed four percent (4%) inflationary increase in the maximum assessment for Zone 119 and is consistent with ballot proposition approved by the qualified electors when establishing said zone. The proposed maximum assessment for fiscal year 2023-24 for Zone 119 of the District is \$1,292.83 per parcel.

Zone 119 was established 13 years ago with an assessment of \$980.60 per parcel per year. The proposed budget for fiscal year 2023-24 is \$6,464.21.

ATTACHMENT A

Zone 123

For fiscal year 2023-24, there is a proposed four percent (4%) inflationary increase in the maximum assessment for Zone 123 and is consistent with ballot proposition approved by the qualified electors when establishing said zone. The proposed maximum assessment for fiscal year 2023-24 for Zone 123 of the District is \$523.99 per acre.

Zone 123 was established 13 years ago with an assessment of \$336.72 per acre per year. The proposed budget for fiscal year 2023-24 is \$2,588.24.

Zone 124

For fiscal year 2023-24, there is a proposed four percent (4%) inflationary increase in the maximum assessment for Zone 124 and is consistent with ballot proposition approved by the qualified electors when establishing said zone. The proposed maximum assessment for fiscal year 2023-24 for Zone 124 of the District is \$866.20 per acre.

Zone 124 was established 13 years ago with an assessment of \$556.60 per acre per year. The proposed budget for fiscal year 2023-24 is \$2,945.08.

Zone 135

For fiscal year 2023-24, there is a proposed four percent (4%) inflationary increase in the maximum assessment for Zone 135 and is consistent with ballot proposition approved by the qualified electors when establishing said zone. The proposed maximum assessment for fiscal year 2023-24 for Zone 135 of the District is \$20.26 per EDU (Equivalent Dwelling Unit).

Zone 135 was established 13 years ago with an assessment of \$14.52 per edu per year. The proposed budget for fiscal year 2023-24 is \$6,565.09.

1 Single Family Unit	=	1 EDU	=	\$20.26 per year
1 Commercial acre	=	8 EDU	=	\$162.07 per year/per acre

Zone 138

For fiscal year 2023-24, there is a proposed four percent (4%) inflationary increase in the maximum assessment for Zone 138 and is consistent with ballot proposition approved by the qualified electors when establishing said zone. The proposed maximum assessment for fiscal year 2023-24 for Zone 138 of the District is \$1,530.09 per acre.

Zone 138 was established 13 years ago with an assessment of \$1,126.74 per acre per year. The proposed budget for fiscal year 2023-24 is \$28,031.32.

ATTACHMENT A

Zone 145

For fiscal year 2023-24, there is a proposed four percent (4%) inflationary increase in the maximum assessment for Zone 145 and is consistent with ballot proposition approved by the qualified electors when establishing said zone. The proposed maximum assessment for fiscal year 2023-24 for Zone 145 of the District is \$156.75 per acre.

Zone 145 was established 12 years ago with an assessment of \$103.76 per acre per year. The proposed budget for fiscal year 2023-24 is \$4,368.86.

Zone 146

For fiscal year 2023-24, there is a proposed four percent (4%) inflationary increase in the maximum assessment for Zone 146 and is consistent with ballot proposition approved by the qualified electors when establishing said zone. The proposed maximum assessment for fiscal year 2023-24 for Zone 146 of the District is \$1,047.36 per acre.

Zone 146 was established 12 years ago with an assessment of \$693.12 per acre per year. The proposed budget for fiscal year 2023-24 is \$1,424.40.

Zone 148

For fiscal year 2023-24, there is a proposed four percent (4%) inflationary increase in the maximum assessment for Zone 148 and is consistent with ballot proposition approved by the qualified electors when establishing said zone. The proposed maximum assessment for fiscal year 2023-24 for Zone 148 of the District is \$156.13 per acre.

Zone 148 was established 12 years ago with an assessment of \$106.44 per acre per year. The proposed budget for fiscal year 2023-24 is \$484.00.

Zone 149

For fiscal year 2023-24, there is a proposed four percent (4%) inflationary increase in the maximum assessment for Zone 149 and is consistent with ballot proposition approved by the qualified electors when establishing said zone. The proposed maximum assessment for fiscal year 2023-24 for Zone 149 of the District is \$544.46 per acre.

Zone 149 was established 12 years ago with an assessment of \$412.96 per acre per year. The proposed budget for fiscal year 2023-24 is \$2,068.96.

ATTACHMENT A

Zone 152

For fiscal year 2023-24, there is a proposed four percent (4%) inflationary increase in the maximum assessment for Zone 152 and is consistent with ballot proposition approved by the qualified electors when establishing said zone. The proposed maximum assessment for fiscal year 2023-24 for Zone 152 of the District is \$857.32 per acre.

Zone 152 was established 11 years ago with an assessment of \$650.26 per acre per year. The proposed budget for fiscal year 2023-24 is \$634.42.

Zone 153

For fiscal year 2023-24, there is a proposed four percent (4%) inflationary increase in the maximum assessment for Zone 153 and is consistent with ballot proposition approved by the qualified electors when establishing said zone. The proposed maximum assessment for fiscal year 2023-24 for Zone 153 of the District is \$2,197.40 per acre.

Zone 153 was established 11 years ago with an assessment of \$1,666.66 per acre per year. The proposed budget for fiscal year 2023-24 is \$549.35.

Zone 154

For fiscal year 2023-24, there is a proposed four percent (4%) inflationary increase in the maximum assessment for Zone 154 and is consistent with ballot proposition approved by the qualified electors when establishing said zone. The proposed maximum assessment for fiscal year 2023-24 for Zone 154 of the District is \$814.59 per acre.

Zone 154 was established 11 years ago with an assessment of \$133.86 per acre per year. The proposed budget for fiscal year 2023-24 is \$4,015.98.

Zone 155

For fiscal year 2023-24, there is a proposed four percent (4%) inflationary increase in the maximum assessment for Zone 155 and is consistent with ballot proposition approved by the qualified electors when establishing said zone. The proposed maximum assessment for fiscal year 2023-24 for Zone 155 of the District is \$610.02 per acre.

Zone 155 was established 11 years ago with an assessment of \$415.82 per acre per year. The proposed budget for fiscal year 2023-24 is \$847.94.

ATTACHMENT A

Zone 157

For fiscal year 2023-24, there is a proposed four percent (4%) inflationary increase in the maximum assessment for Zone 157 and is consistent with ballot proposition approved by the qualified electors when establishing said zone. The proposed maximum assessment for fiscal year 2023-24 for Zone 157 of the District is \$1,188.39 per acre.

Zone 157 was established 11 years ago with an assessment of \$820.46 per acre per year. The proposed budget for fiscal year 2023-24 is \$9,519.00.

Zone 160

For fiscal year 2023-24, there is a proposed four percent (4%) inflationary increase in the maximum assessment for Zone 160 and is consistent with ballot proposition approved by the qualified electors when establishing said zone. The proposed maximum assessment for fiscal year 2023-24 for Zone 160 of the District is \$165.36 per acre.

Zone 160 was established 10 years ago with an assessment of \$127.94 per acre per year. The proposed budget for fiscal year 2023-24 is \$489.48.

Zone 161

For fiscal year 2023-24, there is a proposed four percent (4%) inflationary increase in the maximum assessment for Zone 161 and is consistent with ballot proposition approved by the qualified electors when establishing said zone. The proposed maximum assessment for fiscal year 2023-24 for Zone 161 of the District is \$480.17 per acre.

Zone 161 was established 10 years ago with an assessment of \$364.22 per acre per year. The proposed budget for fiscal year 2023-24 is \$7,197.84.

Zone 162

For fiscal year 2023-24, there is a proposed four percent (4%) inflationary increase in the maximum assessment for Zone 162 and is consistent with ballot proposition approved by the qualified electors when establishing said zone. The proposed maximum assessment for fiscal year 2023-24 for Zone 162 of the District is \$134.51 per parcel.

Zone 162 was established 10 years ago with an assessment of \$104.08 per parcel per year. The proposed budget for fiscal year 2023-24 is \$20,606.10.

ATTACHMENT A

Zone 164

For fiscal year 2023-24, there is a proposed four percent (4%) inflationary increase in the maximum assessment for Zone 164 and is consistent with ballot proposition approved by the qualified electors when establishing said zone. The proposed maximum assessment for fiscal year 2023-24 for Zone 164 of the District is \$120.09 per acre.

Zone 164 was established 10 years ago with an assessment of \$92.94 per acre per year. The proposed budget for fiscal year 2023-24 is \$2,443.98.

Zone 166

For fiscal year 2023-24, there is a proposed four percent (4%) inflationary increase in the maximum assessment for Zone 166 and is consistent with ballot proposition approved by the qualified electors when establishing said zone. The proposed maximum assessment for fiscal year 2023-24 for Zone 166 of the District is \$413.02 per acre.

Zone 166 was established 10 years ago with an assessment of \$319.54 per acre per year. The proposed budget for fiscal year 2023-24 is \$441.86.

Zone 168

For fiscal year 2023-24, there is a proposed four percent (4%) inflationary increase in the maximum assessment for Zone 168 and is consistent with ballot proposition approved by the qualified electors when establishing said zone. The proposed maximum assessment for fiscal year 2023-24 for Zone 168 of the District is \$77.31 per parcel.

Zone 168 was established 10 years ago with an assessment of \$59.82 per parcel per year. The proposed budget for fiscal year 2023-24 is \$20,181.23.

Zone 171

For fiscal year 2023-24, there is a proposed four percent (4%) inflationary increase in the maximum assessment for Zone 171 and is consistent with ballot proposition approved by the qualified electors when establishing said zone. The proposed maximum assessment for fiscal year 2023-24 for Zone 171 of the District is \$2,533.74 per acre.

Zone 171 was established 10 years ago with an assessment of \$1,960.20 per acre per year. The proposed budget for fiscal year 2023-24 is \$11,731.26.

ATTACHMENT A

Zone 172

For fiscal year 2023-24, there is a proposed four percent (4%) inflationary increase in the maximum assessment for Zone 172 and is consistent with ballot proposition approved by the qualified electors when establishing said zone. The proposed maximum assessment for fiscal year 2023-24 for Zone 172 of the District is \$119.63 per parcel.

Zone 172 was established 10 years ago with an assessment of \$92.56 per parcel per year. The proposed budget for fiscal year 2023-24 is \$60,055.42.

Zone 174

For fiscal year 2023-24, there is a proposed four percent (4%) inflationary increase in the maximum assessment for Zone 174 and is consistent with ballot proposition approved by the qualified electors when establishing said zone. The proposed maximum assessment for fiscal year 2023-24 for Zone 174 of the District is \$304.10 per acre.

Zone 174 was established 10 years ago with an assessment of \$211.42 per acre per year. The proposed budget for fiscal year 2023-24 is \$18,647.17.

Zone 175

For fiscal year 2023-24, there is a proposed four percent (4%) inflationary increase in the maximum assessment for Zone 175 and is consistent with ballot proposition approved by the qualified electors when establishing said zone. The proposed maximum assessment for fiscal year 2023-24 for Zone 175 of the District is \$5,022.44 per parcel.

Zone 175 was established 9 years ago with an assessment of \$4,042.50 per parcel per year. The proposed budget for fiscal year 2023-24 is \$5,022.44.

Zone 180

For fiscal year 2023-24, there is a proposed four percent (4%) inflationary increase in the maximum assessment for Zone 180 and is consistent with ballot proposition approved by the qualified electors when establishing said zone. The proposed maximum assessment for fiscal year 2023-24 for Zone 180 of the District is \$1,436.82 per parcel.

Zone 180 was established 9 years ago with an assessment of \$881.48 per parcel per year. The proposed budget for fiscal year 2023-24 is \$2,372.25.

ATTACHMENT A

Zone 187

For fiscal year 2023-24, there is a proposed four percent (4%) inflationary increase in the maximum assessment for Zone 187 and is consistent with ballot proposition approved by the qualified electors when establishing said zone. The proposed maximum assessment for fiscal year 2023-24 for Zone 187 of the District is \$80.17 per parcel.

Zone 187 was established 8 years ago with an assessment of \$882.48 per parcel per year. The proposed budget for fiscal year 2023-24 is \$8,258.84.

Zone 188

For fiscal year 2023-24, there is a proposed four percent (4%) inflationary increase in the maximum assessment for Zone 188 and is consistent with ballot proposition approved by the qualified electors when establishing said zone. The proposed maximum assessment for fiscal year 2023-24 for Zone 188 of the District is \$8,604.95 per parcel.

Zone 188 was established 8 years ago with an assessment of \$883.48 per parcel per year. The proposed budget for fiscal year 2023-24 is \$8,604.95.

Zone 190

For fiscal year 2023-24, there is a proposed four percent (4%) inflationary increase in the maximum assessment for Zone 190 and is consistent with ballot proposition approved by the qualified electors when establishing said zone. The proposed maximum assessment for fiscal year 2023-24 for Zone 190 of the District is \$29.22 per parcel.

Zone 190 was established 8 years ago with an assessment of \$884.48 per parcel per year. The proposed budget for fiscal year 2023-24 is \$1,198.56.

Zone 191

For fiscal year 2023-24, there is a proposed four percent (4%) inflationary increase in the maximum assessment for Zone 191 and is consistent with ballot proposition approved by the qualified electors when establishing said zone. The proposed maximum assessment for fiscal year 2023-24 for Zone 191 of the District is \$308.16 per acre.

Zone 191 was established 8 years ago with an assessment of \$253.00 per acre per year. The proposed budget for fiscal year 2023-24 is \$17,245.10.

ATTACHMENT A

Zone 192

For fiscal year 2023-24, there is a proposed four percent (4%) inflationary increase in the maximum assessment for Zone 192 and is consistent with ballot proposition approved by the qualified electors when establishing said zone. The proposed maximum assessment for fiscal year 2023-24 for Zone 192 of the District is \$500.61 per acre.

Zone 192 was established 8 years ago with an assessment of \$411.00 per acre per year. The proposed budget for fiscal year 2023-24 is \$2,317.87.

Zone 193

For fiscal year 2023-24, there is a proposed four percent (4%) inflationary increase in the maximum assessment for Zone 193 and is consistent with ballot proposition approved by the qualified electors when establishing said zone. The proposed maximum assessment for fiscal year 2023-24 for Zone 193 of the District is \$93.79 per acre.

Zone 193 was established 8 years ago with an assessment of \$75.00 per acre per year. The proposed budget for fiscal year 2023-24 is \$9,431.47.

Zone 195

For fiscal year 2023-24, there is a proposed four percent (4%) inflationary increase in the maximum assessment for Zone 195 and is consistent with ballot proposition approved by the qualified electors when establishing said zone. The proposed maximum assessment for fiscal year 2023-24 for Zone 195 of the District is \$297.10 per parcel.

Zone 195 was established 8 years ago with an assessment of \$248.80 per parcel per year. The proposed budget for fiscal year 2023-24 is \$9,507.21.

Zone 197

For fiscal year 2023-24, there is a proposed four percent (4%) inflationary increase in the maximum assessment for Zone 197 and is consistent with ballot proposition approved by the qualified electors when establishing said zone. The proposed maximum assessment for fiscal year 2023-24 for Zone 197 of the District is \$563.94 per parcel.

Zone 197 was established 4 years ago with an assessment of \$491.33 per parcel per year. The proposed budget for fiscal year 2023-24 is \$1,691.83.

ATTACHMENT A

Zone 198

For fiscal year 2023-24, there is a proposed four percent (4%) inflationary increase in the maximum assessment for Zone 198 and is consistent with ballot proposition approved by the qualified electors when establishing said zone. The proposed maximum assessment for fiscal year 2023-24 for Zone 198 of the District is \$8,034.62 per parcel.

Zone 198 was established 4 years ago with an assessment of \$7,000.00 per parcel per year. The proposed budget for fiscal year 2023-24 is \$8,034.62.

Zone 199

For fiscal year 2023-24, there is a proposed four percent (4%) inflationary increase in the maximum assessment for Zone 199 and is consistent with ballot proposition approved by the qualified electors when establishing said zone. The proposed maximum assessment for fiscal year 2023-24 for Zone 199 of the District is \$79.05 per parcel.

Zone 199 was established 4 years ago with an assessment of \$68.88 per parcel per year. The proposed budget for fiscal year 2023-24 is \$10,436.00.

Zone 200

For fiscal year 2023-24, there is a proposed four percent (4%) inflationary increase in the maximum assessment for Zone 200 and is consistent with ballot proposition approved by the qualified electors when establishing said zone. The proposed maximum assessment for fiscal year 2023-24 for Zone 200 of the District is \$165.27 per parcel.

Zone 200 was established 4 years ago with an assessment of \$144.00 per parcel per year. The proposed budget for fiscal year 2023-24 is \$33,385.28.

Zone 202

For fiscal year 2023-24, there is a proposed four percent (4%) inflationary increase in the maximum assessment for Zone 202 and is consistent with ballot proposition approved by the qualified electors when establishing said zone. The proposed maximum assessment for fiscal year 2023-24 for Zone 202 of the District is \$136.56 per acre.

Zone 202 was established 4 years ago with an assessment of \$122.00 per acre per year. The proposed budget for fiscal year 2023-24 is \$7,428.97.

ATTACHMENT A

Zone 204

For fiscal year 2023-24, there is a proposed four percent (4%) inflationary increase in the maximum assessment for Zone 204 and is consistent with ballot proposition approved by the qualified electors when establishing said zone. The proposed maximum assessment for fiscal year 2023-24 for Zone 204 of the District is \$91.53 per acre.

Zone 204 was established 4 years ago with an assessment of \$82.00 per acre per year. The proposed budget for fiscal year 2023-24 is \$4,283.99.

Zone 206

For fiscal year 2023-24, there is a proposed four percent (4%) inflationary increase in the maximum assessment for Zone 206 and is consistent with ballot proposition approved by the qualified electors when establishing said zone. The proposed maximum assessment for fiscal year 2023-24 for Zone 206 of the District is \$73.72 per acre.

Zone 206 was established 3 years ago with an assessment of \$68.00 per acre per year. The proposed budget for fiscal year 2023-24 is \$2,906.26.

Zone 207

For fiscal year 2023-24, there is a proposed four percent (4%) inflationary increase in the maximum assessment for Zone 207 and is consistent with ballot proposition approved by the qualified electors when establishing said zone. The proposed maximum assessment for fiscal year 2023-24 for Zone 207 of the District is \$441.32 per acre.

Zone 207 was established 3 years ago with an assessment of \$408.00 per acre per year. The proposed budget for fiscal year 2023-24 is \$3,301.04.

Zone 211

For fiscal year 2023-24, there is a proposed four percent (4%) inflationary increase in the maximum assessment for Zone 211 and is consistent with ballot proposition approved by the qualified electors when establishing said zone. The proposed maximum assessment for fiscal year 2023-24 for Zone 211 of the District is \$167.81 per parcel.

Zone 211 was established 3 years ago with an assessment of \$159.00 per parcel per year. The proposed budget for fiscal year 2023-24 is \$84,071.56.

ATTACHMENT A

Zone 213

For fiscal year 2023-24, there is a proposed four percent (4%) inflationary increase in the maximum assessment for Zone 213 and is consistent with ballot proposition approved by the qualified electors when establishing said zone. The proposed maximum assessment for fiscal year 2023-24 for Zone 213 of the District is \$1,628.17 per acre.

Zone 213 was established 3 years ago with an assessment of \$1,505.00 per acre per year. The proposed budget for fiscal year 2023-24 is \$2,132.92.

Zone 214

For fiscal year 2023-24, there is a proposed four percent (4%) inflationary increase in the maximum assessment for Zone 214 and is consistent with ballot proposition approved by the qualified electors when establishing said zone. The proposed maximum assessment for fiscal year 2023-24 for Zone 214 of the District is \$512.72 per acre.

Zone 214 was established 2 years ago with an assessment of \$493.00 per acre per year. The proposed budget for fiscal year 2023-24 is \$11,972.01.

Zone 215

For fiscal year 2023-24, there is a proposed four percent (4%) inflationary increase in the maximum assessment for Zone 215 and is consistent with ballot proposition approved by the qualified electors when establishing said zone. The proposed maximum assessment for fiscal year 2023-24 for Zone 215 of the District is \$364.61 per acre.

Zone 215 was established 3 years ago with an assessment of \$337.00 per acre per year. The proposed budget for fiscal year 2023-24 is \$6,858.43.

Zone 216

For fiscal year 2023-24, there is a proposed four percent (4%) inflationary increase in the maximum assessment for Zone 216 and is consistent with ballot proposition approved by the qualified electors when establishing said zone. The proposed maximum assessment for fiscal year 2023-24 for Zone 216 of the District is \$448.54 per acre.

Zone 216 was established 3 years ago with an assessment of \$415.00 per acre per year. The proposed budget for fiscal year 2023-24 is \$5,916.35.

ATTACHMENT A

Zone 218

For fiscal year 2023-24, there is a proposed four percent (4%) inflationary increase in the maximum assessment for Zone 218 and is consistent with ballot proposition approved by the qualified electors when establishing said zone. The proposed maximum assessment for fiscal year 2023-24 for Zone 218 of the District is \$397.28 per parcel.

Zone 218 was established 2 years ago with an assessment of \$382.00 per parcel per year. The proposed budget for fiscal year 2023-24 is \$6,354.40.

Zone 220

For fiscal year 2023-24, there is a proposed four percent (4%) inflationary increase in the maximum assessment for Zone 220 and is consistent with ballot proposition approved by the qualified electors when establishing said zone. The proposed maximum assessment for fiscal year 2023-24 for Zone 220 of the District is \$88.40 per parcel.

Zone 220 was established 2 years ago with an assessment of \$85.00 per parcel per year. The proposed budget for fiscal year 2023-24 is \$13,613.60.

ATTACHMENT A

Street Lighting Zone 2

For fiscal year 2023-24, there is a proposed four percent (4%) inflationary increase in the maximum assessment for Street Lighting Zone 2 and is consistent with ballot proposition approved by the qualified electors when establishing said zone. The proposed maximum assessment for fiscal year 2023-24 for Street Lighting Zone 2 of the District is \$213.74 per parcel.

Street Lighting Zone 2 was established 14 years ago with an assessment of \$120.00 per parcel per year. The proposed budget for fiscal year 2023-24 is \$213.74.

Street Lighting Zone 3

For fiscal year 2023-24, there is a proposed four percent (4%) inflationary increase in the maximum assessment for Street Lighting Zone 3 and is consistent with ballot proposition approved by the qualified electors when establishing said zone. The proposed maximum assessment for fiscal year 2023-24 for Street Lighting Zone 3 of the District is \$329.48 per parcel.

Street Lighting Zone 3 was established 15 years ago with an assessment of \$544.00 per parcel per year. The proposed budget for fiscal year 2023-24 is \$988.45.

Street Lighting Zone 4

For fiscal year 2023-24, there is a proposed four percent (4%) inflationary increase in the maximum assessment for Street Lighting Zone 4 and is consistent with ballot proposition approved by the qualified electors when establishing said zone. The proposed maximum assessment for fiscal year 2023-24 for Street Lighting Zone 4 of the District is \$65.14 per parcel.

Street Lighting Zone 4 was established 15 years ago with an assessment of \$366.00 per parcel per year. The proposed budget for fiscal year 2023-24 is \$651.41.

Street Lighting Zone 9

For fiscal year 2023-24, there is a proposed four percent (4%) inflationary increase in the maximum assessment for Street Lighting Zone 9 and is consistent with ballot proposition approved by the qualified electors when establishing said zone. The proposed maximum assessment for fiscal year 2023-24 for Street Lighting Zone 9 of the District is \$129.01 per acre.

Street Lighting Zone 9 was established 15 years ago with an assessment of \$71.01 per acre per year. The proposed budget for fiscal year 2023-24 is \$2,094.35.

Street Lighting Zone 11

For fiscal year 2023-24, there is a proposed four percent (4%) inflationary increase in the maximum assessment for Street Lighting Zone 11 and is consistent with ballot proposition approved by the qualified electors when establishing said zone. The proposed maximum assessment for fiscal year 2023-24 for Street Lighting Zone 11 of the District is \$81.58 per acre.

Street Lighting Zone 11 was established 15 years ago with an assessment of \$44.96 per acre per year. The proposed budget for fiscal year 2023-24 is \$361.46.

ATTACHMENT A

Street Lighting Zone 12

For fiscal year 2023-24, there is a proposed four percent (4%) inflationary increase in the maximum assessment for Street Lighting Zone 12 and is consistent with ballot proposition approved by the qualified electors when establishing said zone. The proposed maximum assessment for fiscal year 2023-24 for Street Lighting Zone 12 of the District is \$152.31 per acre.

Street Lighting Zone 12 was established 15 years ago with an assessment of \$83.84 per acre per year. The proposed budget for fiscal year 2023-24 is \$1,643.48.

Street Lighting Zone 13

For fiscal year 2023-24, there is a proposed four percent (4%) inflationary increase in the maximum assessment for Street Lighting Zone 13 and is consistent with ballot proposition approved by the qualified electors when establishing said zone. The proposed maximum assessment for fiscal year 2023-24 for Street Lighting Zone 13 of the District is \$240.76 per acre.

Street Lighting Zone 13 was established 15 years ago with an assessment of \$132.50 per acre per year. The proposed budget for fiscal year 2023-24 is \$2,332.94.

Street Lighting Zone 14

For fiscal year 2023-24, there is a proposed four percent (4%) inflationary increase in the maximum assessment for Street Lighting Zone 14 and is consistent with ballot proposition approved by the qualified electors when establishing said zone. The proposed maximum assessment for fiscal year 2023-24 for Street Lighting Zone 14 of the District is \$331.52 per parcel.

Street Lighting Zone 14 was established 15 years ago with an assessment of \$182.48 per parcel per year. The proposed budget for fiscal year 2023-24 is \$331.52.

Street Lighting Zone 16

For fiscal year 2023-24, there is a proposed four percent (4%) inflationary increase in the maximum assessment for Street Lighting Zone 16 and is consistent with ballot proposition approved by the qualified electors when establishing said zone. The proposed maximum assessment for fiscal year 2023-24 for Street Lighting Zone 16 of the District is \$24.82 per acre.

Street Lighting Zone 16 was established 15 years ago with an assessment of \$13.70 per acre per year. The proposed budget for fiscal year 2023-24 is \$1,912.40.

Street Lighting Zone 20

For fiscal year 2023-24, there is a proposed four percent (4%) inflationary increase in the maximum assessment for Street Lighting Zone 20 and is consistent with ballot proposition approved by the qualified electors when establishing said zone. The proposed maximum assessment for fiscal year 2023-24 for Street Lighting Zone 20 of the District is \$45.22 per parcel.

Street Lighting Zone 20 was established 15 years ago with an assessment of \$24.94 per parcel per year. The proposed budget for fiscal year 2023-24 is \$904.94.

ATTACHMENT A

Street Lighting Zone 21

For fiscal year 2023-24, there is a proposed four percent (4%) inflationary increase in the maximum assessment for Street Lighting Zone 21 and is consistent with ballot proposition approved by the qualified electors when establishing said zone. The proposed maximum assessment for fiscal year 2023-24 for Street Lighting Zone 21 of the District is \$69.76 per parcel.

Street Lighting Zone 21 was established 15 years ago with an assessment of \$41.60 per parcel per year. The proposed budget for fiscal year 2023-24 is \$348.86.

Street Lighting Zone 22

For fiscal year 2023-24, there is a proposed four percent (4%) inflationary increase in the maximum assessment for Street Lighting Zone 22 and is consistent with ballot proposition approved by the qualified electors when establishing said zone. The proposed maximum assessment for fiscal year 2023-24 for Street Lighting Zone 22 of the District is \$53.39 per acre.

Street Lighting Zone 22 was established 15 years ago with an assessment of \$29.43 per acre per year. The proposed budget for fiscal year 2023-24 is \$1,064.86.

Street Lighting Zone 25

For fiscal year 2023-24, there is a proposed four percent (4%) inflationary increase in the maximum assessment for Street Lighting Zone 25 and is consistent with ballot proposition approved by the qualified electors when establishing said zone. The proposed maximum assessment for fiscal year 2023-24 for Street Lighting Zone 25 of the District is \$144.44 per acre.

Street Lighting Zone 25 was established 15 years ago with an assessment of \$87.76 per acre per year. The proposed budget for fiscal year 2023-24 is \$343.76.

Street Lighting Zone 29

For fiscal year 2023-24, there is a proposed four percent (4%) inflationary increase in the maximum assessment for Street Lighting Zone 29 and is consistent with ballot proposition approved by the qualified electors when establishing said zone. The proposed maximum assessment for fiscal year 2023-24 for Street Lighting Zone 29 of the District is \$219.98 per acre.

Street Lighting Zone 29 was established 14 years ago with an assessment of \$123.52 per acre per year. The proposed budget for fiscal year 2023-24 is \$1,852.45.

Street Lighting Zone 30

For fiscal year 2023-24, there is a proposed four percent (4%) inflationary increase in the maximum assessment for Street Lighting Zone 30 and is consistent with ballot proposition approved by the qualified electors when establishing said zone. The proposed maximum assessment for fiscal year 2023-24 for Street Lighting Zone 30 of the District is \$8.16 per acre.

Street Lighting Zone 30 was established 14 years ago with an assessment of \$4.62 per acre per year. The proposed budget for fiscal year 2023-24 is \$469.64.

ATTACHMENT A

Street Lighting Zone 31

For fiscal year 2023-24, there is a proposed four percent (4%) inflationary increase in the maximum assessment for Street Lighting Zone 31 and is consistent with ballot proposition approved by the qualified electors when establishing said zone. The proposed maximum assessment for fiscal year 2023-24 for Street Lighting Zone 31 of the District is \$235.79 per acre.

Street Lighting Zone 31 was established 14 years ago with an assessment of \$132.40 per acre per year. The proposed budget for fiscal year 2023-24 is \$346.61.

Street Lighting Zone 36

For fiscal year 2023-24, there is a proposed four percent (4%) inflationary increase in the maximum assessment for Street Lighting Zone 36 and is consistent with ballot proposition approved by the qualified electors when establishing said zone. The proposed maximum assessment for fiscal year 2023-24 for Street Lighting Zone 36 of the District is \$63.15 per acre.

Street Lighting Zone 36 was established 14 years ago with an assessment of \$34.46 per acre per year. The proposed budget for fiscal year 2023-24 is \$711.03.

Street Lighting Zone 37

For fiscal year 2023-24, there is a proposed four percent (4%) inflationary increase in the maximum assessment for Street Lighting Zone 37 and is consistent with ballot proposition approved by the qualified electors when establishing said zone. The proposed maximum assessment for fiscal year 2023-24 for Street Lighting Zone 37 of the District is \$112.03 per acre.

Street Lighting Zone 37 was established 14 years ago with an assessment of \$56.24 per acre per year. The proposed budget for fiscal year 2023-24 is \$1,038.53.

Street Lighting Zone 38

For fiscal year 2023-24, there is a proposed four percent (4%) inflationary increase in the maximum assessment for Street Lighting Zone 38 and is consistent with ballot proposition approved by the qualified electors when establishing said zone. The proposed maximum assessment for fiscal year 2023-24 for Street Lighting Zone 38 of the District is \$1,014.48 per acre.

Street Lighting Zone 38 was established 14 years ago with an assessment of \$569.44 per acre per year. The proposed budget for fiscal year 2023-24 is \$365.23.

Street Lighting Zone 42

For fiscal year 2023-24, there is a proposed four percent (4%) inflationary increase in the maximum assessment for Street Lighting Zone 42 and is consistent with ballot proposition approved by the qualified electors when establishing said zone. The proposed maximum assessment for fiscal year 2023-24 for Street Lighting Zone 42 of the District is \$221.20 per acre.

Street Lighting Zone 42 was established 14 years ago with an assessment of \$126.66 per acre per year. The proposed budget for fiscal year 2023-24 is \$663.66.

ATTACHMENT A

Street Lighting Zone 43

For fiscal year 2023-24, there is a proposed four percent (4%) inflationary increase in the maximum assessment for Street Lighting Zone 43 and is consistent with ballot proposition approved by the qualified electors when establishing said zone. The proposed maximum assessment for fiscal year 2023-24 for Street Lighting Zone 43 of the District is \$102.94 per parcel.

Street Lighting Zone 43 was established 14 years ago with an assessment of \$57.80 per parcel per year. The proposed budget for fiscal year 2023-24 is \$514.85.

Street Lighting Zone 44

For fiscal year 2023-24, there is a proposed four percent (4%) inflationary increase in the maximum assessment for Street Lighting Zone 44 and is consistent with ballot proposition approved by the qualified electors when establishing said zone. The proposed maximum assessment for fiscal year 2023-24 for Street Lighting Zone 44 of the District is \$284.13 per acre.

Street Lighting Zone 44 was established 14 years ago with an assessment of \$159.50 per acre per year. The proposed budget for fiscal year 2023-24 is \$1,389.43.

Street Lighting Zone 45

For fiscal year 2023-24, there is a proposed four percent (4%) inflationary increase in the maximum assessment for Street Lighting Zone 45 and is consistent with ballot proposition approved by the qualified electors when establishing said zone. The proposed maximum assessment for fiscal year 2023-24 for Street Lighting Zone 45 of the District is \$35.21 per acre.

Street Lighting Zone 45 was established 14 years ago with an assessment of \$19.78 per acre per year. The proposed budget for fiscal year 2023-24 is \$358.49.

Street Lighting Zone 46

For fiscal year 2023-24, there is a proposed four percent (4%) inflationary increase in the maximum assessment for Street Lighting Zone 46 and is consistent with ballot proposition approved by the qualified electors when establishing said zone. The proposed maximum assessment for fiscal year 2023-24 for Street Lighting Zone 46 of the District is \$51.70 per acre.

Street Lighting Zone 46 was established 14 years ago with an assessment of \$29.06 per acre per year. The proposed budget for fiscal year 2023-24 is \$426.05.

Street Lighting Zone 47

For fiscal year 2023-24, there is a proposed four percent (4%) inflationary increase in the maximum assessment for Street Lighting Zone 47 and is consistent with ballot proposition approved by the qualified electors when establishing said zone. The proposed maximum assessment for fiscal year 2023-24 for Street Lighting Zone 47 of the District is \$85.95 per acre.

Street Lighting Zone 47 was established 14 years ago with an assessment of \$48.28 per acre per year. The proposed budget for fiscal year 2023-24 is \$6,620.32.

ATTACHMENT A

Street Lighting Zone 48

For fiscal year 2023-24, there is a proposed four percent (4%) inflationary increase in the maximum assessment for Street Lighting Zone 48 and is consistent with ballot proposition approved by the qualified electors when establishing said zone. The proposed maximum assessment for fiscal year 2023-24 for Street Lighting Zone 48 of the District is \$63.52 per acre.

Street Lighting Zone 48 was established 14 years ago with an assessment of \$35.68 per acre per year. The proposed budget for fiscal year 2023-24 is \$1,128.92.

Street Lighting Zone 52

For fiscal year 2023-24, there is a proposed four percent (4%) inflationary increase in the maximum assessment for Street Lighting Zone 52 and is consistent with ballot proposition approved by the qualified electors when establishing said zone. The proposed maximum assessment for fiscal year 2023-24 for Street Lighting Zone 52 of the District is \$144.89 per acre.

Street Lighting Zone 52 was established 14 years ago with an assessment of \$82.96 per acre per year. The proposed budget for fiscal year 2023-24 is \$1,267.76.

Street Lighting Zone 53

For fiscal year 2023-24, there is a proposed four percent (4%) inflationary increase in the maximum assessment for Street Lighting Zone 53 and is consistent with ballot proposition approved by the qualified electors when establishing said zone. The proposed maximum assessment for fiscal year 2023-24 for Street Lighting Zone 53 of the District is \$46.68 per acre.

Street Lighting Zone 53 was established 12 years ago with an assessment of \$28.84 per acre per year. The proposed budget for fiscal year 2023-24 is \$534.62.

Street Lighting Zone 54

For fiscal year 2023-24, there is a proposed four percent (4%) inflationary increase in the maximum assessment for Street Lighting Zone 54 and is consistent with ballot proposition approved by the qualified electors when establishing said zone. The proposed maximum assessment for fiscal year 2023-24 for Street Lighting Zone 54 of the District is \$185.29 per acre.

Street Lighting Zone 54 was established 14 years ago with an assessment of \$104.02 per acre per year. The proposed budget for fiscal year 2023-24 is \$1,054.29.

Street Lighting Zone 55

For fiscal year 2023-24, there is a proposed four percent (4%) inflationary increase in the maximum assessment for Street Lighting Zone 55 and is consistent with ballot proposition approved by the qualified electors when establishing said zone. The proposed maximum assessment for fiscal year 2023-24 for Street Lighting Zone 55 of the District is \$259.41 per acre.

Street Lighting Zone 55 was established 14 years ago with an assessment of \$145.66 per acre per year. The proposed budget for fiscal year 2023-24 is \$1,022.18.

ATTACHMENT A

Street Lighting Zone 56

For fiscal year 2023-24, there is a proposed four percent (4%) inflationary increase in the maximum assessment for Street Lighting Zone 56 and is consistent with ballot proposition approved by the qualified electors when establishing said zone. The proposed maximum assessment for fiscal year 2023-24 for Street Lighting Zone 56 of the District is \$4.41 per acre.

Street Lighting Zone 56 was established 14 years ago with an assessment of \$2.52 per acre per year. The proposed budget for fiscal year 2023-24 is \$254.06.

Street Lighting Zone 57

For fiscal year 2023-24, there is a proposed four percent (4%) inflationary increase in the maximum assessment for Street Lighting Zone 57 and is consistent with ballot proposition approved by the qualified electors when establishing said zone. The proposed maximum assessment for fiscal year 2023-24 for Street Lighting Zone 57 of the District is \$115.04 per acre.

Street Lighting Zone 57 was established 14 years ago with an assessment of \$64.60 per acre per year. The proposed budget for fiscal year 2023-24 is \$1,724.53.

Street Lighting Zone 58

For fiscal year 2023-24, there is a proposed four percent (4%) inflationary increase in the maximum assessment for Street Lighting Zone 58 and is consistent with ballot proposition approved by the qualified electors when establishing said zone. The proposed maximum assessment for fiscal year 2023-24 for Street Lighting Zone 58 of the District is \$4.50 per acre.

Street Lighting Zone 58 was established 14 years ago with an assessment of \$2.62 per acre per year. The proposed budget for fiscal year 2023-24 is \$754.04.

Street Lighting Zone 61

For fiscal year 2023-24, there is a proposed four percent (4%) inflationary increase in the maximum assessment for Street Lighting Zone 61 and is consistent with ballot proposition approved by the qualified electors when establishing said zone. The proposed maximum assessment for fiscal year 2023-24 for Street Lighting Zone 61 of the District is \$77.77 per acre.

Street Lighting Zone 61 was established 12 years ago with an assessment of \$48.04 per acre per year. The proposed budget for fiscal year 2023-24 is \$481.43.

Street Lighting Zone 64

For fiscal year 2023-24, there is a proposed four percent (4%) inflationary increase in the maximum assessment for Street Lighting Zone 64 and is consistent with ballot proposition approved by the qualified electors when establishing said zone. The proposed maximum assessment for fiscal year 2023-24 for Street Lighting Zone 64 of the District is \$2,289.97 per acre.

Street Lighting Zone 64 was established 12 years ago with an assessment of \$1,414.30 per acre per year. The proposed budget for fiscal year 2023-24 is \$1,419.78.

ATTACHMENT A

Street Lighting Zone 65

For fiscal year 2023-24, there is a proposed four percent (4%) inflationary increase in the maximum assessment for Street Lighting Zone 65 and is consistent with ballot proposition approved by the qualified electors when establishing said zone. The proposed maximum assessment for fiscal year 2023-24 for Street Lighting Zone 65 of the District is \$182.21 per acre.

Street Lighting Zone 65 was established 12 years ago with an assessment of \$114.78 per acre per year. The proposed budget for fiscal year 2023-24 is \$2,095.37.

Street Lighting Zone 66

For fiscal year 2023-24, there is a proposed four percent (4%) inflationary increase in the maximum assessment for Street Lighting Zone 66 and is consistent with ballot proposition approved by the qualified electors when establishing said zone. The proposed maximum assessment for fiscal year 2023-24 for Street Lighting Zone 66 of the District is \$528.98 per acre.

Street Lighting Zone 66 was established 12 years ago with an assessment of \$326.74 per acre per year. The proposed budget for fiscal year 2023-24 is \$1,063.25.

Street Lighting Zone 67

For fiscal year 2023-24, there is a proposed four percent (4%) inflationary increase in the maximum assessment for Street Lighting Zone 67 and is consistent with ballot proposition approved by the qualified electors when establishing said zone. The proposed maximum assessment for fiscal year 2023-24 for Street Lighting Zone 67 of the District is \$361.92 per acre.

Street Lighting Zone 67 was established 12 years ago with an assessment of \$223.58 per acre per year. The proposed budget for fiscal year 2023-24 is \$2,671.09.

Street Lighting Zone 68

For fiscal year 2023-24, there is a proposed four percent (4%) inflationary increase in the maximum assessment for Street Lighting Zone 68 and is consistent with ballot proposition approved by the qualified electors when establishing said zone. The proposed maximum assessment for fiscal year 2023-24 for Street Lighting Zone 68 of the District is \$3.20 per acre.

Street Lighting Zone 68 was established 12 years ago with an assessment of \$2.00 per acre per year. The proposed budget for fiscal year 2023-24 is \$1,356.76.

Street Lighting Zone 72

For fiscal year 2023-24, there is a proposed four percent (4%) inflationary increase in the maximum assessment for Street Lighting Zone 72 and is consistent with ballot proposition approved by the qualified electors when establishing said zone. The proposed maximum assessment for fiscal year 2023-24 for Street Lighting Zone 72 of the District is \$152.62 per acre.

Street Lighting Zone 72 was established 12 years ago with an assessment of \$94.30 per acre per year. The proposed budget for fiscal year 2023-24 is \$534.28.

ATTACHMENT A

Street Lighting Zone 74

For fiscal year 2023-24, there is a proposed four percent (4%) inflationary increase in the maximum assessment for Street Lighting Zone 74 and is consistent with ballot proposition approved by the qualified electors when establishing said zone. The proposed maximum assessment for fiscal year 2023-24 for Street Lighting Zone 74 of the District is \$534.25 per acre.

Street Lighting Zone 74 was established 12 years ago with an assessment of \$330.00 per acre per year. The proposed budget for fiscal year 2023-24 is \$534.25.

Street Lighting Zone 75

For fiscal year 2023-24, there is a proposed four percent (4%) inflationary increase in the maximum assessment for Street Lighting Zone 75 and is consistent with ballot proposition approved by the qualified electors when establishing said zone. The proposed maximum assessment for fiscal year 2023-24 for Street Lighting Zone 75 of the District is \$134.56 per acre.

Street Lighting Zone 75 was established 12 years ago with an assessment of \$83.12 per acre per year. The proposed budget for fiscal year 2023-24 is \$534.19.

Street Lighting Zone 76

For fiscal year 2023-24, there is a proposed four percent (4%) inflationary increase in the maximum assessment for Street Lighting Zone 76 and is consistent with ballot proposition approved by the qualified electors when establishing said zone. The proposed maximum assessment for fiscal year 2023-24 for Street Lighting Zone 76 of the District is \$518.69 per acre.

Street Lighting Zone 76 was established 12 years ago with an assessment of \$320.38 per acre per year. The proposed budget for fiscal year 2023-24 is \$503.12.

Street Lighting Zone 78

For fiscal year 2023-24, there is a proposed four percent (4%) inflationary increase in the maximum assessment for Street Lighting Zone 78 and is consistent with ballot proposition approved by the qualified electors when establishing said zone. The proposed maximum assessment for fiscal year 2023-24 for Street Lighting Zone 78 of the District is \$169.75 per acre.

Street Lighting Zone 78 was established 11 years ago with an assessment of \$106.96 per acre per year. The proposed budget for fiscal year 2023-24 is \$2,069.11.

Street Lighting Zone 81

For fiscal year 2023-24, there is a proposed four percent (4%) inflationary increase in the maximum assessment for Street Lighting Zone 81 and is consistent with ballot proposition approved by the qualified electors when establishing said zone. The proposed maximum assessment for fiscal year 2023-24 for Street Lighting Zone 81 of the District is \$422.42 per acre.

Street Lighting Zone 81 was established 11 years ago with an assessment of \$266.12 per acre per year. The proposed budget for fiscal year 2023-24 is \$1,474.27.

ATTACHMENT A

Street Lighting Zone 82

For fiscal year 2023-24, there is a proposed four percent (4%) inflationary increase in the maximum assessment for Street Lighting Zone 82 and is consistent with ballot proposition approved by the qualified electors when establishing said zone. The proposed maximum assessment for fiscal year 2023-24 for Street Lighting Zone 82 of the District is \$650.71 per acre.

Street Lighting Zone 82 was established 11 years ago with an assessment of \$409.94 per acre per year. The proposed budget for fiscal year 2023-24 is \$1,008.61.

Street Lighting Zone 85

For fiscal year 2023-24, there is a proposed four percent (4%) inflationary increase in the maximum assessment for Street Lighting Zone 85 and is consistent with ballot proposition approved by the qualified electors when establishing said zone. The proposed maximum assessment for fiscal year 2023-24 for Street Lighting Zone 85 of the District is \$187.72 per acre.

Street Lighting Zone 85 was established 11 years ago with an assessment of \$118.28 per acre per year. The proposed budget for fiscal year 2023-24 is \$1,047.50.

Street Lighting Zone 89

For fiscal year 2023-24, there is a proposed four percent (4%) inflationary increase in the maximum assessment for Street Lighting Zone 89 and is consistent with ballot proposition approved by the qualified electors when establishing said zone. The proposed maximum assessment for fiscal year 2023-24 for Street Lighting Zone 89 of the District is \$31.42 per acre.

Street Lighting Zone 89 was established 10 years ago with an assessment of \$20.20 per acre per year. The proposed budget for fiscal year 2023-24 is \$496.10.

Street Lighting Zone 95

For fiscal year 2023-24, there is a proposed four percent (4%) inflationary increase in the maximum assessment for Street Lighting Zone 95 and is consistent with ballot proposition approved by the qualified electors when establishing said zone. The proposed maximum assessment for fiscal year 2023-24 for Street Lighting Zone 95 of the District is \$282.09 per acre.

Street Lighting Zone 95 was established 10 years ago with an assessment of \$181.32 per acre per year. The proposed budget for fiscal year 2023-24 is \$513.45.

Street Lighting Zone 97

For fiscal year 2023-24, there is a proposed four percent (4%) inflationary increase in the maximum assessment for Street Lighting Zone 97 and is consistent with ballot proposition approved by the qualified electors when establishing said zone. The proposed maximum assessment for fiscal year 2023-24 for Street Lighting Zone 97 of the District is \$275.83 per acre.

Street Lighting Zone 97 was established 9 years ago with an assessment of \$184.36 per acre per year. The proposed budget for fiscal year 2023-24 is \$493.76.

ATTACHMENT A

Street Lighting Zone 99

For fiscal year 2023-24, there is a proposed four percent (4%) inflationary increase in the maximum assessment for Street Lighting Zone 99 and is consistent with ballot proposition approved by the qualified electors when establishing said zone. The proposed maximum assessment for fiscal year 2023-24 for Street Lighting Zone 99 of the District is \$91.72 per acre.

Street Lighting Zone 99 was established 9 years ago with an assessment of \$61.34 per acre per year. The proposed budget for fiscal year 2023-24 is \$987.20.

Street Lighting Zone 101

For fiscal year 2023-24, there is a proposed four percent (4%) inflationary increase in the maximum assessment for Street Lighting Zone 101 and is consistent with ballot proposition approved by the qualified electors when establishing said zone. The proposed maximum assessment for fiscal year 2023-24 for Street Lighting Zone 101 of the District is \$1,308.03 per acre.

Street Lighting Zone 101 was established 8 years ago with an assessment of \$891.60 per acre per year. The proposed budget for fiscal year 2023-24 is \$889.46.

Street Lighting Zone 103

For fiscal year 2023-24, there is a proposed four percent (4%) inflationary increase in the maximum assessment for Street Lighting Zone 103 and is consistent with ballot proposition approved by the qualified electors when establishing said zone. The proposed maximum assessment for fiscal year 2023-24 for Street Lighting Zone 103 of the District is \$472.27 per acre.

Street Lighting Zone 103 was established 8 years ago with an assessment of \$321.94 per acre per year. The proposed budget for fiscal year 2023-24 is \$1,945.79.

Street Lighting Zone 104

For fiscal year 2023-24, there is a proposed four percent (4%) inflationary increase in the maximum assessment for Street Lighting Zone 104 and is consistent with ballot proposition approved by the qualified electors when establishing said zone. The proposed maximum assessment for fiscal year 2023-24 for Street Lighting Zone 104 of the District is \$69.98 per acre.

Street Lighting Zone 104 was established 8 years ago with an assessment of \$47.72 per acre per year. The proposed budget for fiscal year 2023-24 is \$967.79.

Street Lighting Zone 107

For fiscal year 2023-24, there is a proposed four percent (4%) inflationary increase in the maximum assessment for Street Lighting Zone 107 and is consistent with ballot proposition approved by the qualified electors when establishing said zone. The proposed maximum assessment for fiscal year 2023-24 for Street Lighting Zone 107 of the District is \$68.99 per parcel.

Street Lighting Zone 107 was established 6 years ago with an assessment of \$386.40 per parcel per year. The proposed budget for fiscal year 2023-24 is \$1,310.99.

ATTACHMENT A

Street Lighting Zone 108

For fiscal year 2023-24, there is a proposed four percent (4%) inflationary increase in the maximum assessment for Street Lighting Zone 108 and is consistent with ballot proposition approved by the qualified electors when establishing said zone. The proposed maximum assessment for fiscal year 2023-24 for Street Lighting Zone 108 of the District is \$244.81 per parcel.

Street Lighting Zone 108 was established 6 years ago with an assessment of \$386.40 per parcel per year. The proposed budget for fiscal year 2023-24 is \$244.81.

Street Lighting Zone 109

For fiscal year 2023-24, there is a proposed four percent (4%) inflationary increase in the maximum assessment for Street Lighting Zone 109 and is consistent with ballot proposition approved by the qualified electors when establishing said zone. The proposed maximum assessment for fiscal year 2023-24 for Street Lighting Zone 109 of the District is \$480.06 per parcel.

Street Lighting Zone 109 was established 6 years ago with an assessment of \$386.40 per parcel per year. The proposed budget for fiscal year 2023-24 is \$480.06.

Street Lighting Zone 110

For fiscal year 2023-24, there is a proposed four percent (4%) inflationary increase in the maximum assessment for Street Lighting Zone 110 and is consistent with ballot proposition approved by the qualified electors when establishing said zone. The proposed maximum assessment for fiscal year 2023-24 for Street Lighting Zone 110 of the District is \$1,023.16 per parcel.

Street Lighting Zone 110 was established 6 years ago with an assessment of \$840.00 per parcel per year. The proposed budget for fiscal year 2023-24 is \$1,023.16.

Street Lighting Zone 113

For fiscal year 2023-24, there is a proposed four percent (4%) inflationary increase in the maximum assessment for Street Lighting Zone 113 and is consistent with ballot proposition approved by the qualified electors when establishing said zone. The proposed maximum assessment for fiscal year 2023-24 for Street Lighting Zone 113 of the District is \$322.06 per parcel.

Street Lighting Zone 113 was established 4 years ago with an assessment of \$280.60 per parcel per year. The proposed budget for fiscal year 2023-24 is \$966.21.

Street Lighting Zone 115

For fiscal year 2023-24, there is a proposed four percent (4%) inflationary increase in the maximum assessment for Street Lighting Zone 115 and is consistent with ballot proposition approved by the qualified electors when establishing said zone. The proposed maximum assessment for fiscal year 2023-24 for Street Lighting Zone 115 of the District is \$1,361.90 per parcel.

Street Lighting Zone 115 was established 4 years ago with an assessment of \$1,186.54 per parcel per year. The proposed budget for fiscal year 2023-24 is \$1,361.90.

ATTACHMENT A

Street Lighting Zone 116

For fiscal year 2023-24, there is a proposed four percent (4%) inflationary increase in the maximum assessment for Street Lighting Zone 116 and is consistent with ballot proposition approved by the qualified electors when establishing said zone. The proposed maximum assessment for fiscal year 2023-24 for Street Lighting Zone 116 of the District is \$340.45 per parcel.

Street Lighting Zone 116 was established 4 years ago with an assessment of \$296.64 per parcel per year. The proposed budget for fiscal year 2023-24 is \$340.45.

Street Lighting Zone 117

For fiscal year 2023-24, there is a proposed four percent (4%) inflationary increase in the maximum assessment for Street Lighting Zone 117 and is consistent with ballot proposition approved by the qualified electors when establishing said zone. The proposed maximum assessment for fiscal year 2023-24 for Street Lighting Zone 117 of the District is \$578.14 per parcel.

Street Lighting Zone 117 was established 4 years ago with an assessment of \$503.70 per parcel per year. The proposed budget for fiscal year 2023-24 is \$578.14.

Street Lighting Zone 119

For fiscal year 2023-24, there is a proposed four percent (4%) inflationary increase in the maximum assessment for Street Lighting Zone 119 and is consistent with ballot proposition approved by the qualified electors when establishing said zone. The proposed maximum assessment for fiscal year 2023-24 for Street Lighting Zone 119 of the District is \$578.14 per parcel.

Street Lighting Zone 119 was established 4 years ago with an assessment of \$503.70 per parcel per year. The proposed budget for fiscal year 2023-24 is \$578.14.

Street Lighting Zone 121

For fiscal year 2023-24, there is a proposed four percent (4%) inflationary increase in the maximum assessment for Street Lighting Zone 121 and is consistent with ballot proposition approved by the qualified electors when establishing said zone. The proposed maximum assessment for fiscal year 2023-24 for Street Lighting Zone 121 of the District is \$73.41 per acre.

Street Lighting Zone 121 was established 3 years ago with an assessment of \$66.00 per acre per year. The proposed budget for fiscal year 2023-24 is \$1,408.87.

Street Lighting Zone 122

For fiscal year 2023-24, there is a proposed four percent (4%) inflationary increase in the maximum assessment for Street Lighting Zone 122 and is consistent with ballot proposition approved by the qualified electors when establishing said zone. The proposed maximum assessment for fiscal year 2023-24 for Street Lighting Zone 122 of the District is \$114.75 per acre.

Street Lighting Zone 122 was established 3 years ago with an assessment of \$1,806.00 per acre per year. The proposed budget for fiscal year 2023-24 is \$2,032.28.

ATTACHMENT A

Street Lighting Zone 123

For fiscal year 2023-24, there is a proposed four percent (4%) inflationary increase in the maximum assessment for Street Lighting Zone 123 and is consistent with ballot proposition approved by the qualified electors when establishing said zone. The proposed maximum assessment for fiscal year 2023-24 for Street Lighting Zone 123 of the District is \$154.16 per acre.

Street Lighting Zone 123 was established 3 years ago with an assessment of \$137.00 per acre per year. The proposed budget for fiscal year 2023-24 is \$784.34.

Street Lighting Zone 124

For fiscal year 2023-24, there is a proposed four percent (4%) inflationary increase in the maximum assessment for Street Lighting Zone 124 and is consistent with ballot proposition approved by the qualified electors when establishing said zone. The proposed maximum assessment for fiscal year 2023-24 for Street Lighting Zone 124 of the District is \$1.00 per acre.

Street Lighting Zone 124 was established 3 years ago with an assessment of \$0.88 per acre per year. The proposed budget for fiscal year 2023-24 is \$472.63.

Street Lighting Zone 127

For fiscal year 2023-24, there is a proposed four percent (4%) inflationary increase in the maximum assessment for Street Lighting Zone 127 and is consistent with ballot proposition approved by the qualified electors when establishing said zone. The proposed maximum assessment for fiscal year 2023-24 for Street Lighting Zone 127 of the District is \$103.53 per acre.

Street Lighting Zone 127 was established 3 years ago with an assessment of \$92.00 per acre per year. The proposed budget for fiscal year 2023-24 is \$430.99.

Street Lighting Zone 129

For fiscal year 2023-24, there is a proposed four percent (4%) inflationary increase in the maximum assessment for Street Lighting Zone 129 and is consistent with ballot proposition approved by the qualified electors when establishing said zone. The proposed maximum assessment for fiscal year 2023-24 for Street Lighting Zone 129 of the District is \$88.90 per acre.

Street Lighting Zone 129 was established 3 years ago with an assessment of \$79.00 per acre per year. The proposed budget for fiscal year 2023-24 is \$1,836.48.

Street Lighting Zone 132

For fiscal year 2023-24, there is a proposed four percent (4%) inflationary increase in the maximum assessment for Street Lighting Zone 132 and is consistent with ballot proposition approved by the qualified electors when establishing said zone. The proposed maximum assessment for fiscal year 2023-24 for Street Lighting Zone 132 of the District is \$93.02 per acre.

Street Lighting Zone 132 was established 2 years ago with an assessment of \$86.00 per acre per year. The proposed budget for fiscal year 2023-24 is \$1,188.68.

ATTACHMENT A

Street Lighting Zone 133

For fiscal year 2023-24, there is a proposed four percent (4%) inflationary increase in the maximum assessment for Street Lighting Zone 133 and is consistent with ballot proposition approved by the qualified electors when establishing said zone. The proposed maximum assessment for fiscal year 2023-24 for Street Lighting Zone 133 of the District is \$295.28 per acre.

Street Lighting Zone 133 was established 2 years ago with an assessment of \$273.00 per acre per year. The proposed budget for fiscal year 2023-24 is \$286.62.

Street Lighting Zone 134

For fiscal year 2023-24, there is a proposed four percent (4%) inflationary increase in the maximum assessment for Street Lighting Zone 134 and is consistent with ballot proposition approved by the qualified electors when establishing said zone. The proposed maximum assessment for fiscal year 2023-24 for Street Lighting Zone 134 of the District is \$10.59 per parcel.

Street Lighting Zone 134 was established 2 years ago with an assessment of \$10.00 per parcel per year. The proposed budget for fiscal year 2023-24 is \$4,448.62.

Street Lighting Zone 135

For fiscal year 2023-24, there is a proposed four percent (4%) inflationary increase in the maximum assessment for Street Lighting Zone 135 and is consistent with ballot proposition approved by the qualified electors when establishing said zone. The proposed maximum assessment for fiscal year 2023-24 for Street Lighting Zone 135 of the District is \$966.95 per acre.

Street Lighting Zone 135 was established 2 years ago with an assessment of \$894.00 per acre per year. The proposed budget for fiscal year 2023-24 is \$686.82.

Street Lighting Zone 136

For fiscal year 2023-24, there is a proposed four percent (4%) inflationary increase in the maximum assessment for Street Lighting Zone 136 and is consistent with ballot proposition approved by the qualified electors when establishing said zone. The proposed maximum assessment for fiscal year 2023-24 for Street Lighting Zone 136 of the District is \$76.79 per acre.

Street Lighting Zone 136 was established 2 years ago with an assessment of \$71.00 per acre per year. The proposed budget for fiscal year 2023-24 is \$708.45.

Street Lighting Zone 137

For fiscal year 2023-24, there is a proposed four percent (4%) inflationary increase in the maximum assessment for Street Lighting Zone 137 and is consistent with ballot proposition approved by the qualified electors when establishing said zone. The proposed maximum assessment for fiscal year 2023-24 for Street Lighting Zone 137 of the District is \$176.30 per acre.

Street Lighting Zone 137 was established 2 years ago with an assessment of \$163.00 per acre per year. The proposed budget for fiscal year 2023-24 is \$420.74.

ATTACHMENT A

Street Lighting Zone 138

For fiscal year 2023-24, there is a proposed four percent (4%) inflationary increase in the maximum assessment for Street Lighting Zone 138 and is consistent with ballot proposition approved by the qualified electors when establishing said zone. The proposed maximum assessment for fiscal year 2023-24 for Street Lighting Zone 138 of the District is \$205.50 per acre.

Street Lighting Zone 138 was established 2 years ago with an assessment of \$190.00 per acre per year. The proposed budget for fiscal year 2023-24 is \$1,969.59.

Street Lighting Zone 139

For fiscal year 2023-24, there is a proposed four percent (4%) inflationary increase in the maximum assessment for Street Lighting Zone 139 and is consistent with ballot proposition approved by the qualified electors when establishing said zone. The proposed maximum assessment for fiscal year 2023-24 for Street Lighting Zone 139 of the District is \$24.88 per acre.

Street Lighting Zone 139 was established 2 years ago with an assessment of \$23.00 per acre per year. The proposed budget for fiscal year 2023-24 is \$1,486.12.

Street Lighting Zone 141

For fiscal year 2023-24, there is a proposed four percent (4%) inflationary increase in the maximum assessment for Street Lighting Zone 141 and is consistent with ballot proposition approved by the qualified electors when establishing said zone. The proposed maximum assessment for fiscal year 2023-24 for Street Lighting Zone 141 of the District is \$326.37 per acre.

Street Lighting Zone 141 was established 2 years ago with an assessment of \$302.00 per acre per year. The proposed budget for fiscal year 2023-24 is \$372.07.

Street Lighting Zone 143

For fiscal year 2023-24, there is a proposed four percent (4%) inflationary increase in the maximum assessment for Street Lighting Zone 143 and is consistent with ballot proposition approved by the qualified electors when establishing said zone. The proposed maximum assessment for fiscal year 2023-24 for Street Lighting Zone 143 of the District is \$280.32 per acre.

Street Lighting Zone 143 was established 2 years ago with an assessment of \$259.00 per acre per year. The proposed budget for fiscal year 2023-24 is \$1,634.30.

Street Lighting Zone 146

For fiscal year 2023-24, there is a proposed four percent (4%) inflationary increase in the maximum assessment for Street Lighting Zone 146 and is consistent with ballot proposition approved by the qualified electors when establishing said zone. The proposed maximum assessment for fiscal year 2023-24 for Street Lighting Zone 146 of the District is \$5.41 per acre.

Street Lighting Zone 146 was established 2 years ago with an assessment of \$5.00 per acre per year. The proposed budget for fiscal year 2023-24 is \$231.46.

ATTACHMENT A

Street Lighting Zone 147

For fiscal year 2023-24, there is a proposed four percent (4%) inflationary increase in the maximum assessment for Street Lighting Zone 147 and is consistent with ballot proposition approved by the qualified electors when establishing said zone. The proposed maximum assessment for fiscal year 2023-24 for Street Lighting Zone 147 of the District is \$16.22 per acre.

Street Lighting Zone 147 was established 2 years ago with an assessment of \$15.00 per acre per year. The proposed budget for fiscal year 2023-24 is \$272.56.

Street Lighting Zone 148

For fiscal year 2023-24, there is a proposed four percent (4%) inflationary increase in the maximum assessment for Street Lighting Zone 148 and is consistent with ballot proposition approved by the qualified electors when establishing said zone. The proposed maximum assessment for fiscal year 2023-24 for Street Lighting Zone 148 of the District is \$103.80 per acre.

Street Lighting Zone 148 was established 2 years ago with an assessment of \$96.00 per acre per year. The proposed budget for fiscal year 2023-24 is \$1,339.02.

Street Lighting Zone 149

For fiscal year 2023-24, there is a proposed four percent (4%) inflationary increase in the maximum assessment for Street Lighting Zone 149 and is consistent with ballot proposition approved by the qualified electors when establishing said zone. The proposed maximum assessment for fiscal year 2023-24 for Street Lighting Zone 149 of the District is \$378.78 per acre.

Street Lighting Zone 149 was established 2 years ago with an assessment of \$350.00 per acre per year. The proposed budget for fiscal year 2023-24 is \$782.00.

Street Lighting Zone 151

For fiscal year 2023-24, there is a proposed four percent (4%) inflationary increase in the maximum assessment for Street Lighting Zone 151 and is consistent with ballot proposition approved by the qualified electors when establishing said zone. The proposed maximum assessment for fiscal year 2023-24 for Street Lighting Zone 151 of the District is \$162.24 per acre.

Street Lighting Zone 151 was established 2 years ago with an assessment of \$156.00 per acre per year. The proposed budget for fiscal year 2023-24 is \$984.88.

Street Lighting Zone 152

For fiscal year 2023-24, there is a proposed four percent (4%) inflationary increase in the maximum assessment for Street Lighting Zone 152 and is consistent with ballot proposition approved by the qualified electors when establishing said zone. The proposed maximum assessment for fiscal year 2023-24 for Street Lighting Zone 152 of the District is \$63.44 per acre.

Street Lighting Zone 152 was established 2 years ago with an assessment of \$61.00 per acre per year. The proposed budget for fiscal year 2023-24 is \$1,833.52.

ATTACHMENT A

Street Lighting Zone 108

For fiscal year 2023-24, there is a proposed four percent (4%) inflationary increase in the maximum assessment for Street Lighting Zone 108 and is consistent with ballot proposition approved by the qualified electors when establishing said zone. The proposed maximum assessment for fiscal year 2023-24 for Street Lighting Zone 108 of the District is \$244.81 per parcel.

Street Lighting Zone 108 was established 6 years ago with an assessment of \$386.40 per parcel per year. The proposed budget for fiscal year 2023-24 is \$244.81.

Street Lighting Zone 109

For fiscal year 2023-24, there is a proposed four percent (4%) inflationary increase in the maximum assessment for Street Lighting Zone 109 and is consistent with ballot proposition approved by the qualified electors when establishing said zone. The proposed maximum assessment for fiscal year 2023-24 for Street Lighting Zone 109 of the District is \$480.06 per parcel.

Street Lighting Zone 109 was established 6 years ago with an assessment of \$386.40 per parcel per year. The proposed budget for fiscal year 2023-24 is \$480.06.

Street Lighting Zone 110

For fiscal year 2023-24, there is a proposed four percent (4%) inflationary increase in the maximum assessment for Street Lighting Zone 110 and is consistent with ballot proposition approved by the qualified electors when establishing said zone. The proposed maximum assessment for fiscal year 2023-24 for Street Lighting Zone 110 of the District is \$1,023.16 per parcel.

Street Lighting Zone 110 was established 6 years ago with an assessment of \$840.00 per parcel per year. The proposed budget for fiscal year 2023-24 is \$1,023.16.

Street Lighting Zone 113

For fiscal year 2023-24, there is a proposed four percent (4%) inflationary increase in the maximum assessment for Street Lighting Zone 113 and is consistent with ballot proposition approved by the qualified electors when establishing said zone. The proposed maximum assessment for fiscal year 2023-24 for Street Lighting Zone 113 of the District is \$322.06 per parcel.

Street Lighting Zone 113 was established 4 years ago with an assessment of \$280.60 per parcel per year. The proposed budget for fiscal year 2023-24 is \$966.21.

Street Lighting Zone 115

For fiscal year 2023-24, there is a proposed four percent (4%) inflationary increase in the maximum assessment for Street Lighting Zone 115 and is consistent with ballot proposition approved by the qualified electors when establishing said zone. The proposed maximum assessment for fiscal year 2023-24 for Street Lighting Zone 115 of the District is \$1,361.90 per parcel.

Street Lighting Zone 115 was established 4 years ago with an assessment of \$1,186.54 per parcel per year. The proposed budget for fiscal year 2023-24 is \$1,361.90.

ATTACHMENT A

Street Lighting Zone 116

For fiscal year 2023-24, there is a proposed four percent (4%) inflationary increase in the maximum assessment for Street Lighting Zone 116 and is consistent with ballot proposition approved by the qualified electors when establishing said zone. The proposed maximum assessment for fiscal year 2023-24 for Street Lighting Zone 116 of the District is \$340.45 per parcel.

Street Lighting Zone 116 was established 4 years ago with an assessment of \$296.64 per parcel per year. The proposed budget for fiscal year 2023-24 is \$340.45.

Street Lighting Zone 117

For fiscal year 2023-24, there is a proposed four percent (4%) inflationary increase in the maximum assessment for Street Lighting Zone 117 and is consistent with ballot proposition approved by the qualified electors when establishing said zone. The proposed maximum assessment for fiscal year 2023-24 for Street Lighting Zone 117 of the District is \$578.14 per parcel.

Street Lighting Zone 117 was established 4 years ago with an assessment of \$503.70 per parcel per year. The proposed budget for fiscal year 2023-24 is \$578.14.

Street Lighting Zone 119

For fiscal year 2023-24, there is a proposed four percent (4%) inflationary increase in the maximum assessment for Street Lighting Zone 119 and is consistent with ballot proposition approved by the qualified electors when establishing said zone. The proposed maximum assessment for fiscal year 2023-24 for Street Lighting Zone 119 of the District is \$578.14 per parcel.

Street Lighting Zone 119 was established 4 years ago with an assessment of \$503.70 per parcel per year. The proposed budget for fiscal year 2023-24 is \$578.14.

Street Lighting Zone 121

For fiscal year 2023-24, there is a proposed four percent (4%) inflationary increase in the maximum assessment for Street Lighting Zone 121 and is consistent with ballot proposition approved by the qualified electors when establishing said zone. The proposed maximum assessment for fiscal year 2023-24 for Street Lighting Zone 121 of the District is \$73.41 per acre.

Street Lighting Zone 121 was established 3 years ago with an assessment of \$66.00 per acre per year. The proposed budget for fiscal year 2023-24 is \$1,408.87.

Street Lighting Zone 122

For fiscal year 2023-24, there is a proposed four percent (4%) inflationary increase in the maximum assessment for Street Lighting Zone 122 and is consistent with ballot proposition approved by the qualified electors when establishing said zone. The proposed maximum assessment for fiscal year 2023-24 for Street Lighting Zone 122 of the District is \$114.75 per acre.

Street Lighting Zone 122 was established 3 years ago with an assessment of \$1,806.00 per acre per year. The proposed budget for fiscal year 2023-24 is \$2,032.28.

ATTACHMENT A

Street Lighting Zone 123

For fiscal year 2023-24, there is a proposed four percent (4%) inflationary increase in the maximum assessment for Street Lighting Zone 123 and is consistent with ballot proposition approved by the qualified electors when establishing said zone. The proposed maximum assessment for fiscal year 2023-24 for Street Lighting Zone 123 of the District is \$154.16 per acre.

Street Lighting Zone 123 was established 3 years ago with an assessment of \$137.00 per acre per year. The proposed budget for fiscal year 2023-24 is \$784.34.

Street Lighting Zone 124

For fiscal year 2023-24, there is a proposed four percent (4%) inflationary increase in the maximum assessment for Street Lighting Zone 124 and is consistent with ballot proposition approved by the qualified electors when establishing said zone. The proposed maximum assessment for fiscal year 2023-24 for Street Lighting Zone 124 of the District is \$1.00 per acre.

Street Lighting Zone 124 was established 3 years ago with an assessment of \$0.88 per acre per year. The proposed budget for fiscal year 2023-24 is \$472.63.

Street Lighting Zone 127

For fiscal year 2023-24, there is a proposed four percent (4%) inflationary increase in the maximum assessment for Street Lighting Zone 127 and is consistent with ballot proposition approved by the qualified electors when establishing said zone. The proposed maximum assessment for fiscal year 2023-24 for Street Lighting Zone 127 of the District is \$103.53 per acre.

Street Lighting Zone 127 was established 3 years ago with an assessment of \$92.00 per acre per year. The proposed budget for fiscal year 2023-24 is \$430.99.

Street Lighting Zone 129

For fiscal year 2023-24, there is a proposed four percent (4%) inflationary increase in the maximum assessment for Street Lighting Zone 129 and is consistent with ballot proposition approved by the qualified electors when establishing said zone. The proposed maximum assessment for fiscal year 2023-24 for Street Lighting Zone 129 of the District is \$88.90 per acre.

Street Lighting Zone 129 was established 3 years ago with an assessment of \$79.00 per acre per year. The proposed budget for fiscal year 2023-24 is \$1,836.48.

Street Lighting Zone 132

For fiscal year 2023-24, there is a proposed four percent (4%) inflationary increase in the maximum assessment for Street Lighting Zone 132 and is consistent with ballot proposition approved by the qualified electors when establishing said zone. The proposed maximum assessment for fiscal year 2023-24 for Street Lighting Zone 132 of the District is \$93.02 per acre.

Street Lighting Zone 132 was established 2 years ago with an assessment of \$86.00 per acre per year. The proposed budget for fiscal year 2023-24 is \$1,188.68.

ATTACHMENT A

Street Lighting Zone 133

For fiscal year 2023-24, there is a proposed four percent (4%) inflationary increase in the maximum assessment for Street Lighting Zone 133 and is consistent with ballot proposition approved by the qualified electors when establishing said zone. The proposed maximum assessment for fiscal year 2023-24 for Street Lighting Zone 133 of the District is \$295.28 per acre.

Street Lighting Zone 133 was established 2 years ago with an assessment of \$273.00 per acre per year. The proposed budget for fiscal year 2023-24 is \$286.62.

Street Lighting Zone 134

For fiscal year 2023-24, there is a proposed four percent (4%) inflationary increase in the maximum assessment for Street Lighting Zone 134 and is consistent with ballot proposition approved by the qualified electors when establishing said zone. The proposed maximum assessment for fiscal year 2023-24 for Street Lighting Zone 134 of the District is \$10.59 per parcel.

Street Lighting Zone 134 was established 2 years ago with an assessment of \$10.00 per parcel per year. The proposed budget for fiscal year 2023-24 is \$4,448.62.

Street Lighting Zone 135

For fiscal year 2023-24, there is a proposed four percent (4%) inflationary increase in the maximum assessment for Street Lighting Zone 135 and is consistent with ballot proposition approved by the qualified electors when establishing said zone. The proposed maximum assessment for fiscal year 2023-24 for Street Lighting Zone 135 of the District is \$966.95 per acre.

Street Lighting Zone 135 was established 2 years ago with an assessment of \$894.00 per acre per year. The proposed budget for fiscal year 2023-24 is \$686.82.

Street Lighting Zone 136

For fiscal year 2023-24, there is a proposed four percent (4%) inflationary increase in the maximum assessment for Street Lighting Zone 136 and is consistent with ballot proposition approved by the qualified electors when establishing said zone. The proposed maximum assessment for fiscal year 2023-24 for Street Lighting Zone 136 of the District is \$76.79 per acre.

Street Lighting Zone 136 was established 2 years ago with an assessment of \$71.00 per acre per year. The proposed budget for fiscal year 2023-24 is \$708.45.

Street Lighting Zone 137

For fiscal year 2023-24, there is a proposed four percent (4%) inflationary increase in the maximum assessment for Street Lighting Zone 137 and is consistent with ballot proposition approved by the qualified electors when establishing said zone. The proposed maximum assessment for fiscal year 2023-24 for Street Lighting Zone 137 of the District is \$176.30 per acre.

Street Lighting Zone 137 was established 2 years ago with an assessment of \$163.00 per acre per year. The proposed budget for fiscal year 2023-24 is \$420.74.

ATTACHMENT A

Street Lighting Zone 138

For fiscal year 2023-24, there is a proposed four percent (4%) inflationary increase in the maximum assessment for Street Lighting Zone 138 and is consistent with ballot proposition approved by the qualified electors when establishing said zone. The proposed maximum assessment for fiscal year 2023-24 for Street Lighting Zone 138 of the District is \$205.50 per acre.

Street Lighting Zone 138 was established 2 years ago with an assessment of \$190.00 per acre per year. The proposed budget for fiscal year 2023-24 is \$1,969.59.

Street Lighting Zone 139

For fiscal year 2023-24, there is a proposed four percent (4%) inflationary increase in the maximum assessment for Street Lighting Zone 139 and is consistent with ballot proposition approved by the qualified electors when establishing said zone. The proposed maximum assessment for fiscal year 2023-24 for Street Lighting Zone 139 of the District is \$24.88 per acre.

Street Lighting Zone 139 was established 2 years ago with an assessment of \$23.00 per acre per year. The proposed budget for fiscal year 2023-24 is \$1,486.12.

Street Lighting Zone 141

For fiscal year 2023-24, there is a proposed four percent (4%) inflationary increase in the maximum assessment for Street Lighting Zone 141 and is consistent with ballot proposition approved by the qualified electors when establishing said zone. The proposed maximum assessment for fiscal year 2023-24 for Street Lighting Zone 141 of the District is \$326.37 per acre.

Street Lighting Zone 141 was established 2 years ago with an assessment of \$302.00 per acre per year. The proposed budget for fiscal year 2023-24 is \$372.07.

Street Lighting Zone 143

For fiscal year 2023-24, there is a proposed four percent (4%) inflationary increase in the maximum assessment for Street Lighting Zone 143 and is consistent with ballot proposition approved by the qualified electors when establishing said zone. The proposed maximum assessment for fiscal year 2023-24 for Street Lighting Zone 143 of the District is \$280.32 per acre.

Street Lighting Zone 143 was established 2 years ago with an assessment of \$259.00 per acre per year. The proposed budget for fiscal year 2023-24 is \$1,634.30.

Street Lighting Zone 146

For fiscal year 2023-24, there is a proposed four percent (4%) inflationary increase in the maximum assessment for Street Lighting Zone 146 and is consistent with ballot proposition approved by the qualified electors when establishing said zone. The proposed maximum assessment for fiscal year 2023-24 for Street Lighting Zone 146 of the District is \$5.41 per acre.

Street Lighting Zone 146 was established 2 years ago with an assessment of \$5.00 per acre per year. The proposed budget for fiscal year 2023-24 is \$231.46.

ATTACHMENT A

Street Lighting Zone 147

For fiscal year 2023-24, there is a proposed four percent (4%) inflationary increase in the maximum assessment for Street Lighting Zone 147 and is consistent with ballot proposition approved by the qualified electors when establishing said zone. The proposed maximum assessment for fiscal year 2023-24 for Street Lighting Zone 147 of the District is \$16.22 per acre.

Street Lighting Zone 147 was established 2 years ago with an assessment of \$15.00 per acre per year. The proposed budget for fiscal year 2023-24 is \$272.56.

Street Lighting Zone 148

For fiscal year 2023-24, there is a proposed four percent (4%) inflationary increase in the maximum assessment for Street Lighting Zone 148 and is consistent with ballot proposition approved by the qualified electors when establishing said zone. The proposed maximum assessment for fiscal year 2023-24 for Street Lighting Zone 148 of the District is \$103.80 per acre.

Street Lighting Zone 148 was established 2 years ago with an assessment of \$96.00 per acre per year. The proposed budget for fiscal year 2023-24 is \$1,339.02.

Street Lighting Zone 149

For fiscal year 2023-24, there is a proposed four percent (4%) inflationary increase in the maximum assessment for Street Lighting Zone 149 and is consistent with ballot proposition approved by the qualified electors when establishing said zone. The proposed maximum assessment for fiscal year 2023-24 for Street Lighting Zone 149 of the District is \$378.78 per acre.

Street Lighting Zone 149 was established 2 years ago with an assessment of \$350.00 per acre per year. The proposed budget for fiscal year 2023-24 is \$782.00.

Street Lighting Zone 151

For fiscal year 2023-24, there is a proposed four percent (4%) inflationary increase in the maximum assessment for Street Lighting Zone 151 and is consistent with ballot proposition approved by the qualified electors when establishing said zone. The proposed maximum assessment for fiscal year 2023-24 for Street Lighting Zone 151 of the District is \$162.24 per acre.

Street Lighting Zone 151 was established 2 years ago with an assessment of \$156.00 per acre per year. The proposed budget for fiscal year 2023-24 is \$984.88.

Street Lighting Zone 152

For fiscal year 2023-24, there is a proposed four percent (4%) inflationary increase in the maximum assessment for Street Lighting Zone 152 and is consistent with ballot proposition approved by the qualified electors when establishing said zone. The proposed maximum assessment for fiscal year 2023-24 for Street Lighting Zone 152 of the District is \$63.44 per acre.

Street Lighting Zone 152 was established 2 years ago with an assessment of \$61.00 per acre per year. The proposed budget for fiscal year 2023-24 is \$1,833.52.



Bureau of Labor Statistics > Geographic Information > Western > News Release

Western Information Office

Search Western Region

[Western Home](#)

[Western Geography](#)

[Western Subjects](#)

[Western Archives](#)

[Contact Western](#)

ERRATA Index and average price data for electricity in Riverside for May through November 2022 were incorrectly published in the database. The error also includes related aggregate data within Riverside and several related areas. A list of affected series and the corrected indexes and average price values is available at <https://www.bls.gov/bls/errata/data-series-affected-by-consumer-price-index-data-suppression-for-utilities-and-related-series-in-2022.htm>.

Corrections to be made on 4/28/23.

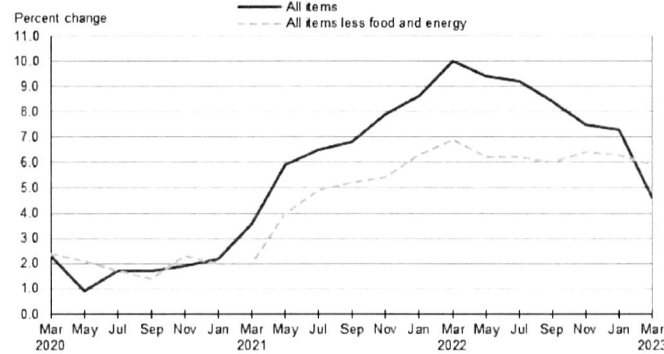
Consumer Price Index, Riverside Area — March 2023

Area prices were unchanged over the past two months, up 4.6 percent from a year ago

Prices in the Riverside area, as measured by the Consumer Price Index for All Urban Consumers (CPI-U), were unchanged for the two months ending in March 2023, the U.S. Bureau of Labor Statistics reported today. (See [table A](#).) Regional Commissioner Chris Rosenlund noted that a decrease in natural gas prices helped offset higher prices for shelter and gasoline. (Data in this report are not seasonally adjusted. Accordingly, bi-monthly changes may reflect seasonal influences.)

Over the last 12 months, the CPI-U advanced 4.6 percent. (See [chart 1](#) and [table A](#).) Food prices increased 8.9 percent. Energy prices declined 7.7 percent, largely the result of a decrease in the price of gasoline. The index for all items less food and energy advanced 5.9 percent over the year. (See [table 1](#).)

Chart 1. Over-the-year percent change in CPI-U, Riverside-San Bernardino-Ontario, CA, March 2020–March 2023



Source: U.S. Bureau of Labor Statistics.

[View Chart Data](#)

Food

Food prices increased 0.6 percent for the two months ending in March. (See [table 1](#).) Prices for food at home advanced 0.4 percent, led by higher prices for meats, poultry, fish, and eggs (1.4 percent). Prices for food away from home increased 1.0 percent for the same period.

Over the year, food prices increased 8.9 percent. Prices for food at home increased 7.8 percent since a year ago. Price increases across food at home expenditure categories ranged from 6.0 percent for other food at home to 15.4 percent for cereals and bakery products. Prices for food away from home increased 11.0 percent.

Energy

The energy index declined 7.8 percent for the two months ending in March. The decrease was mainly due to lower prices for natural gas service (-60.5 percent). Prices for gasoline advanced 9.6 percent for the same period.

Energy prices declined 7.7 percent over the year, largely due to lower prices for gasoline (-14.8 percent). Prices for natural gas service advanced 4.9 percent during the past year.

All items less food and energy

The index for all items less food and energy increased 0.8 percent in the latest two-month period. Higher prices for shelter (1.5 percent) and new vehicles (0.6 percent) were partially offset by lower prices for household furnishings and operations (-1.2 percent) and education and communication (-1.2 percent).

Over the year, the index for all items less food and energy advanced 5.9 percent. Components contributing to the increase included shelter (8.7 percent) and new vehicles (6.1 percent). Partly offsetting the increases was a price decrease in used cars and trucks (-9.4 percent).

Table A. Riverside-San Bernardino-Ontario, CA, CPI-U 2-month and 12-month percent changes, all items index, not seasonally adjusted

Month	2019		2020		2021		2022		2023	
	2-month	12-month	2-month	12-month	2-month	12-month	2-month	12-month	2-month	12-month
January	0.4	3.0	0.5	3.0	0.9	2.2	1.5	8.6	1.3	7.3
March	0.7	2.8	0.0	2.3	1.3	3.6	2.7	10.0	0.0	4.6
May	1.2	2.9	-0.2	0.9	2.0	5.9	1.4	9.4		
July	-0.1	2.6	0.7	1.7	1.3	6.5	1.1	9.2		
September	0.6	3.1	0.5	1.7	0.8	6.8	0.0	8.4		

Month	2019		2020		2021		2022		2023	
	2-month	12-month	2-month	12-month	2-month	12-month	2-month	12-month	2-month	12-month
November	0.2	2.9	0.4	1.9	1.4	7.9	0.6	7.5		

The May 2023 Consumer Price Index for the Riverside area is scheduled to be released on June 13, 2023.

Technical Note

The Consumer Price Index (CPI) is a measure of the average change in prices over time in a fixed market basket of goods and services. The Bureau of Labor Statistics publishes CPIs for two population groups: (1) a CPI for All Urban Consumers (CPI-U) which covers approximately 93 percent of the total U.S. population and (2) a CPI for Urban Wage Earners and Clerical Workers (CPI-W) which covers approximately 29 percent of the total U.S. population. The CPI-U includes, in addition to wage earners and clerical workers, groups such as professional, managerial, and technical workers, the self-employed, short-term workers, the unemployed, and retirees and others not in the labor force.

The CPI is based on prices of food, clothing, shelter, and fuels, transportation fares, charges for doctors' and dentists' services, drugs, and the other goods and services that people buy for day-to-day living. Each month, prices are collected in 75 urban areas across the country from about 6,000 housing units and approximately 22,000 retail establishments—department stores, supermarkets, hospitals, filling stations, and other types of stores and service establishments. All taxes directly associated with the purchase and use of items are included in the index.

The index measures price changes from a designated reference date; for most of the CPI-U the reference base is 1982-84 equals 100. An increase of 7 percent from the reference base, for example, is shown as 107.000. Alternatively, that relationship can also be expressed as the price of a base period market basket of goods and services rising from \$100 to \$107. For further details see the CPI home page on the Internet at www.bls.gov/cpi and the CPI section of the BLS Handbook of Methods available on the internet at www.bls.gov/opub/hom/cpi/.

In calculating the index, price changes for the various items in each location are averaged together with weights that represent their importance in the spending of the appropriate population group. Local data are then combined to obtain a U.S. city average. Because the sample size of a local area is smaller, the local area index is subject to substantially more sampling and other measurement error than the national index. In addition, local indexes are not adjusted for seasonal influences. As a result, local area indexes show greater volatility than the national index, although their long-term trends are quite similar. **NOTE: Area indexes do not measure differences in the level of prices between cities; they only measure the average change in prices for each area since the base period.**

The Riverside-San Bernardino-Ontario, CA metropolitan area includes Riverside and San Bernardino Counties in California.

Information in this release will be made available to sensory impaired individuals upon request. Voice phone: (202) 691-5200; Federal Relay Service: (800) 877-8339.

Table 1. Consumer Price Index for All Urban Consumers (CPI-U): Indexes and percent changes for selected periods

Riverside-San Bernardino-Ontario (December 2017=100 unless otherwise noted)

Item and Group	Indexes				Percent change from-		
	Historical data	Jan. 2023	Feb. 2023	Mar. 2023	Mar. 2022	Jan. 2023	Feb. 2023
Expenditure category							
All items	✓	127.683	-	127.707	4.6	0.0	-
Food and beverages	✓	130.546	-	131.330	8.4	0.6	-
Food	✓	131.581	-	132.397	8.9	0.6	-
Food at home	✓	130.619	130.415	131.157	7.8	0.4	0.6
Cereals and bakery products	✓	147.329	-	148.991	15.4	1.1	-
Meats, poultry, fish, and eggs	✓	132.066	-	133.893	6.2	1.4	-
Dairy and related products	✓	113.252	-	112.872	7.5	-0.3	-
Fruits and vegetables	✓	134.208	-	132.161	6.8	-1.5	-
Nonalcoholic beverages and beverage materials	✓	129.059	-	129.839	6.2	0.6	-
Other food at home	✓	125.410	-	125.987	6.0	0.5	-
Food away from home	✓	132.851	-	134.175	11.0	1.0	-
Alcoholic beverages	✓	111.419	-	111.548	-2.3	0.1	-
Housing	✓	133.636	-	131.862	8.0	-1.3	-
Shelter	✓	127.507	128.567	129.469	8.7	1.5	0.7
Rent of primary residence	✓	133.075	134.418	135.774	12.1	2.0	1.0
Owners' equiv. rent of residences	✓	126.470	127.302	127.790	7.9	1.0	0.4
Owners' equiv. rent of primary residence	✓	126.470	127.302	127.790	7.9	1.0	0.4
Fuels and utilities	✓	-	-	-	-	-	-
Household energy	✓	-	-	-	-	-	-
Energy services	✓	-	-	-	-	-	-
Electricity	✓	-	-	-	-	-	-
Utility (piped) gas service	✓	396.247	201.279	156.699	4.9	-60.5	-22.1
Household furnishings and operations	✓	125.352	-	123.907	5.9	-1.2	-
Apparel	✓	114.114	-	113.675	4.3	-0.4	-
Footnotes							
(1) Special index based on a substantially smaller sample.							
- Data not available							
NOTE: Index applies to a month as a whole, not to any specific date.							

Item and Group	Historical data	Indexes			Percent change from-		
		Jan. 2023	Feb. 2023	Mar. 2023	Mar. 2022	Jan. 2023	Feb. 2023
Transportation	☒	129.931	-	133.651	-3.3	2.9	-
Private transportation	☒	132.230	-	135.977	-3.6	2.8	-
New and used motor vehicles	☒	118.696	-	120.112	2.7	1.2	-
New vehicles	☒	116.572	-	117.270	6.1	0.6	-
Used cars and trucks	☒	135.154	-	135.310	-9.4	0.1	-
Motor fuel	☒	144.532	151.545	158.276	-14.6	9.5	4.4
Gasoline (all types)	☒	144.153	151.213	158.053	-14.8	9.6	4.5
Gasoline, unleaded regular⁽¹⁾	☒	144.495	151.692	158.650	-15.1	9.8	4.6
Gasoline, unleaded midgrade⁽¹⁾	☒	144.917	151.763	158.474	-14.3	9.4	4.4
Gasoline, unleaded premium⁽¹⁾	☒	142.125	148.628	154.982	-13.7	9.0	4.3
Medical care	☒	121.020	-	121.082	4.5	0.1	-
Recreation	☒	109.273	-	110.088	4.7	0.7	-
Education and communication	☒	111.360	-	109.990	0.7	-1.2	-
Tuition, other school fees, and child care	☒	125.658	-	125.643	4.4	0.0	-
Other goods and services	☒	121.185	-	121.202	4.5	0.0	-
Commodity and service group							
All items	☒	127.683	-	127.707	4.6	0.0	-
Commodities	☒	124.776	-	126.195	0.7	1.1	-
Commodities less food & beverages	☒	121.681	-	123.427	-3.2	1.4	-
Nondurables less food & beverages	☒	124.947	-	129.521	-6.6	3.7	-
Durables	☒	117.815	-	116.975	0.7	-0.7	-
Services	☒	129.842	-	128.883	7.2	-0.7	-
Special aggregate indexes							
All items less medical care	☒	128.151	-	128.172	4.6	0.0	-
All items less shelter	☒	127.872	-	126.867	2.4	-0.8	-
Commodities less food	☒	121.347	-	123.054	-3.2	1.4	-
Nondurables	☒	127.855	-	130.463	0.8	2.0	-
Nondurables less food	☒	124.190	-	128.548	-6.4	3.5	-
Services less rent of shelter	☒	132.962	-	127.854	5.0	-3.8	-
Services less medical care services	☒	130.380	-	129.338	7.5	-0.8	-
Energy	☒	175.886	162.930	162.230	-7.7	-7.8	-0.4
All items less energy	☒	123.884	-	124.805	6.4	0.7	-
All items less food and energy	☒	122.657	-	123.597	5.9	0.8	-
Footnotes							
(1) Special index based on a substantially smaller sample.							
- Data not available							
NOTE: Index applies to a month as a whole, not to any specific date.							

Last Modified Date: Wednesday, April 12, 2023

U.S. BUREAU OF LABOR STATISTICS Western Information Office Attn: EA & I, 90 Seventh Street Suite 14-100 San Francisco, CA 94103-6715

Telephone: 1-415-625-2270 www.bls.gov/regions/west [Contact Western Region](#)

MINUTES OF THE BOARD OF SUPERVISORS
COUNTY OF RIVERSIDE, STATE OF CALIFORNIA



19.4
(MT 22208)

9:30 a.m. being the time set for public hearing on the recommendation from Transportation and Land Management Agency/Transportation regarding the Public Hearing for the Landscaping and Lighting Maintenance District No. 89-1- Consolidated (L&LMD No. 89-1-C), Unincorporated Countywide Zones and Street Lighting Zones, All Districts.

On motion of Supervisor Perez, seconded by Supervisor Jeffries and duly carried, IT WAS ORDERED that the above matter is continued to July 18, 2023 at 9:30 a.m. or as soon as possible thereafter.

Roll Call:

Ayes: Jeffries, Spiegel, Perez and Gutierrez
Nays: None
Absent: Washington

I hereby certify that the foregoing is a full true, and correct copy of an order made and entered on July 11, 2023, of Supervisors Minutes.

(seal)

WITNESS my hand and the seal of the Board of Supervisors
Dated: July 11, 2023
Kimberly A. Rector, Clerk of the Board of Supervisors, in
and for the County of Riverside, State of California.

By: _____ Deputy

AGENDA NO.
19.4

xc: Trans., COB

**SUBMITTAL TO THE BOARD OF SUPERVISORS
COUNTY OF RIVERSIDE, STATE OF CALIFORNIA**



ITEM: 3.98
(ID # 22196)

MEETING DATE:

Tuesday, June 27, 2023

FROM : TLMA-TRANSPORTATION:

SUBJECT: TRANSPORTATION AND LAND MANAGEMENT AGENCY/TRANSPORTATION:
Adopt Resolution No. 2023-081 and Resolution No. 2023-082. Landscaping and Lighting Maintenance District No. 89-1-Consolidated (L&LMD 89-1-C), Unincorporated Countywide Zones and Street Light Zones. All Districts. [\$1,973,153 Total Cost - L&LMD 89-1-C - 100%]
(Set for hearing July 11, 2023)(Clerk to Advertise)

RECOMMENDED MOTION: That the Board of Supervisors:

1. Adopt Resolution No. 2023-081 a Resolution of the Board of Supervisors of the County of Riverside ordering preparation of the Engineer's Report regarding proposed assessments to be levied and collected for fiscal year 2023-24 within Zones 1, 3, 8, 10, 11, 15, 19, 24, 26, 28, 29, 31, 36, 39, 43, 44, 45, 53, 55, 57, 58, 66, 68, 72, 74, 83, 84, 86, 87, 89, 91, 92, 94, 97, 100, 103, 109, 110, 112, 119, 123, 124, 135, 138, 145, 146, 148, 149, 152, 153, 154, 155, 157, 160, 161, 162, 164, 166, 168, 171, 172, 174, 175, 180, 187, 188, 190, 191, 192, 193, 195, 197, 198, 199, 200, 202, 204, 206, 207, 211, 213, 214, 215, 216, 218 and 220, and Street Lighting Zones 2, 3, 4, 9, 11, 12, 13, 14, 16, 20, 21, 22, 25, 29, 30, 31, 36, 37, 38, 42, 43, 44, 45, 46, 47, 48, 52, 53, 54, 55, 56, 57, 58, 61, 64, 65, 66, 67, 68, 72, 74, 75, 76, 78, 81, 82, 85, 89, 95, 97, 99, 101, 103, 104, 107, 108, 109, 110, 113, 115, 116, 117, 119, 121, 122, 123, 124, 127, 129, 132, 133, 134, 135, 136, 137, 138, 139, 141, 143, 146, 147, 148, 149, 151 and 152 of Landscaping and Lighting District No. 89-1-Consolidated of the County of Riverside pursuant to the Landscaping and Lighting Act of 1972;

Continued on Page 2


ACTION:Policy, Set for Hearing


Mark Lancaster, Director of Transportation 6/8/2023

MINUTES OF THE BOARD OF SUPERVISORS

On motion of Supervisor Perez, seconded by Supervisor Spiegel and duly carried by unanimous vote, IT WAS ORDERED that the above matter is approved as recommended and is set for public hearing on Tuesday, July 11, 2023, at 9:30a.m. or as soon as possible thereafter.

Ayes: Jeffries, Spiegel, Washington, Perez and Gutierrez
Nays: None
Absent: None
Date: June 27, 2023
xc: Trans., COBCF

Kimberly A. Rector
Clerk of the Board
By: 
Deputy

**SUBMITTAL TO THE BOARD OF SUPERVISORS COUNTY OF RIVERSIDE,
STATE OF CALIFORNIA**

RECOMMENDED MOTION: That the Board of Supervisors:

1. Adopt Resolution No. 2023-082, a Resolution of the Board of Supervisors of the County of Riverside declaring its intention to levy and collect assessments within Zones 1, 3, 8, 10, 11, 15, 19, 24, 26, 28, 29, 31, 36, 39, 43, 44, 45, 53, 55, 57, 58, 66, 68, 72, 74, 83, 84, 86, 87, 89, 91, 92, 94, 97, 100, 103, 109, 110, 112, 119, 123, 124, 135, 138, 145, 146, 148, 149, 152, 153, 154, 155, 157, 160, 161, 162, 164, 166, 168, 171, 172, 174, 175, 180, 187, 188, 190, 191, 192, 193, 195, 197, 198, 199, 200, 202, 204, 206, 207, 211, 213, 214, 215, 216, 218 and 220, and Street Lighting Zones 2, 3, 4, 9, 11, 12, 13, 14, 16, 20, 21, 22, 25, 29, 30, 31, 36, 37, 38, 42, 43, 44, 45, 46, 47, 48, 52, 53, 54, 55, 56, 57, 58, 61, 64, 65, 66, 67, 68, 72, 74, 75, 76, 78, 81, 82, 85, 89, 95, 97, 99, 101, 103, 104, 107, 108, 109, 110, 113, 115, 116, 117, 119, 121, 122, 123, 124, 127, 129, 132, 133, 134, 135, 136, 137, 138, 139, 141, 143, 146, 147, 148, 149, 151 and 152 of Landscaping and Lighting District No. 89-1-Consolidated pursuant to the Landscaping and Lighting Act of 1972 for the maintenance and servicing of landscaping, multi-purpose trails, fencing, stormwater runoff catch basin filters, bio-swales, graffiti abatement, traffic signals, bridge lights, and streetlights for fiscal year 2023-24; and giving notice of and setting the time and place of the public hearing on the annual assessment and ordering notice of the public hearing to be published; and
2. Set the time and place of the public hearing on the annual assessment and ordering notice of the public hearing to be given consistent with the Landscaping and Lighting Act of 1972 (Clerk to Advertise).

FINANCIAL DATA	Current Fiscal Year:	Next Fiscal Year:	Total Cost:	Ongoing Cost
COST	\$0	\$1,973,153	\$0	\$1,973,153
NET COUNTY COST	\$0	\$0	\$0	\$0
SOURCE OF FUNDS: L&LMD No. 89-1-C Assessments – 100%. There are no General Funds used in this project.			Budget Adjustment:	No
			For Fiscal Year:	23/24

C.E.O. RECOMMENDATION: Approve

BACKGROUND:

At the direction of the County of Riverside Board of Supervisors, L&LMD No. 89-1-C was formed in 1994 by Resolution No. 94-389 and authorized to levy an annual assessment to pay for the installation and maintenance of landscaping and streetlights within L&LMD No. 89-1-C. Since that date, L&LMD No. 89-1-C has approved and included the following improvements such as the maintenance and servicing of landscaping, trails, storm water runoff catch basin filters (fossil filters), bio-swales, streetlights, traffic signals, bridge lights, and graffiti abatement, all zone specific.

Landscaping and Lighting Maintenance District No. 89-1-Consolidated (District) maintains and services 171 locations throughout Riverside County. The District contains 86 (99 locations)

**SUBMITTAL TO THE BOARD OF SUPERVISORS COUNTY OF RIVERSIDE,
STATE OF CALIFORNIA**

separate assessment zones and 85 street lighting assessment zones as described in Attachment A.

The combined Annual Engineer's Report for fiscal year 2023-24 was prepared in compliance with the requirement of Article 4, Chapter 1, of the Landscaping and Lighting Act of 1972, which is Part 2, Division 15 of the California Streets and Highways Code. The County initiates proceedings for the annual levy of assessments by passing a resolution, which proposes the annual levy under the Landscaping and Lighting Act of 1972. This resolution also describes the improvements, the location of the District and finally orders a registered professional engineer, certified by the State of California, to prepare and file a detailed report.

In November 1996, California voters passed Proposition 218, Right to Vote on Taxes Act which added Articles XIII C and XIII D to the California Constitution, new procedures must be followed to levy annual assessments under the Landscaping and Lighting Act of 1972. A county may levy annual assessments for an assessment district after complying with the requirements of the Landscaping and Lighting Act of 1972, and the provisions of Proposition 218 Right to Vote on Taxes Act.

Consistent with the Board of Supervisors' direction regarding compliance with Article XIID of the California Constitution and the Landscaping and Lighting Act of 1972, the attached resolutions have been prepared and a public hearing scheduled for 9:30 a.m. on July 11, 2023 to receive testimony for and against the proposed assessments.

Impact on Residents and Businesses

Only the property owners within the boundaries of each Zone within L&LMD No. 89-1-C are impacted by the assessments collected for the maintenance of the improvements within these zones, as described in Attachment A and the Engineer's Report.

Depending on the time the zones were annexed into L&LMD No. 89-1-C, and the type of improvements, the mailed assessment ballot proposition approved by the property owners provides for these assessments and that either no inflation factor was established (Zones 1 and 3), a two percent (2%) inflation factor was established, or the annual assessment may be increased each year by the greater of two percent (2%) or the cumulative percentage increase, if any, in the Consumer Price Index (CPI-U), or the Consumer Price Index for electricity (CPI-UE "for electricity"), for the Riverside-San Bernardino-Ontario Standard Metropolitan Statistical Area (the "Index") as the Index stands as of March of each calendar year. Typically, CPI-U is for regular zones and CPI-UE is used for street lighting zones.

SUPPLEMENTAL:

Additional Fiscal Information

The annual budget for fiscal year 2023-24 totals \$1,973,153. For fiscal year 2023-24, the inflation factor, when appropriate, will be four percent (4%).

**SUBMITTAL TO THE BOARD OF SUPERVISORS COUNTY OF RIVERSIDE,
STATE OF CALIFORNIA**

The inflation factor affects the maximum assessment, which is the maximum allowable assessment to be placed on a parcel, acre, or equivalent dwelling unit (EDU) within L&LMD No. 89-1-C. Zones may be assessed at the maximum assessment if needed, however some zones are assessed less depending on overall annual maintenance costs and existing reserves, if any. A copy of the Consumer Price Index for Riverside County for March 2023 has been provided.

ATTACHMENTS:

Attachment A

Resolution No. 2023-081

Resolution No. 2023-082

Engineer's Report (Volumes 1-3)

Consumer Price Index for Riverside County March 2023



Jason Farin, Principal Management Analyst 6/22/2023



Aaron Gettis, Deputy County Counsel 6/15/2023