

SUBMITTAL TO THE BOARD OF SUPERVISORS
COUNTY OF RIVERSIDE, STATE OF CALIFORNIA



ITEM: 19.1
(ID # 23417)

MEETING DATE:
Tuesday, December 05, 2023


FROM : HOUSING AND WORKFORCE SOLUTIONS:

SUBJECT: HOUSING AND WORKFORCE SOLUTIONS (HWS): Public Hearing on the County of Riverside's Community Planning and Development Funded Programs (CDBG, ESG, and HOME) Year-End Summary of Accomplishments Presented in the 2022-2023 Consolidated Annual Performance and Evaluation Report (CAPER); All Districts. [\$0]

RECOMMENDED MOTION: That the Board of Supervisors:

1. Conduct a public hearing to obtain views and comments of citizens, service providers, and other interested persons regarding the year-end summary of accomplishments for the County of Riverside's U.S. Department of Housing and Urban Development (HUD) Community Planning and Development-funded programs as reported in the Consolidated Annual Performance and Evaluation Report (CAPER) for program year 2022-2023, submitted to the U.S. Department of Housing and Urban Development on September 27, 2023.

ACTION: Policy



Heidi Marshall, Director 11/16/2023

MINUTES OF THE BOARD OF SUPERVISORS

On motion of Supervisor Perez, seconded by Supervisor Gutierrez and duly carried by unanimous vote, IT WAS ORDERED that the above matter is approved as recommended.

Ayes: Jeffries, Spiegel, Washington, Perez and Gutierrez
Nays: None
Absent: None
Date: December 5, 2023
xc: HWS

Kimberly A. Rector
Clerk of the Board

By: 
Deputy

**SUBMITTAL TO THE BOARD OF SUPERVISORS COUNTY OF RIVERSIDE,
STATE OF CALIFORNIA**

FINANCIAL DATA	Current Fiscal Year:	Next Fiscal Year:	Total Cost:	Ongoing Cost
COST	\$ 0	\$ 0	\$ 0	\$ 0
NET COUNTY COST	\$ 0	\$ 0	\$ 0	\$ 0
SOURCE OF FUNDS: N/A			Budget Adjustment:	No
			For Fiscal Year:	2022/23

C.E.O. RECOMMENDATION: Approve

On July 26, 2022 (Agenda Item 3.19), the Board of Supervisors adopted the 2022-2023 One-Year Action Plan of the County of Riverside's 2019-2024 Five-Year Consolidated Plan for the HUD-funded Community Planning and Development (CPD) Programs. On September 27, 2023, pursuant to 24 CFR § 91.520, the County prepared and submitted to the U.S. Department of Housing and Urban Development (HUD) the Consolidated Annual Performance and Evaluation Report (CAPER) for the County of Riverside's Department of Housing and Urban Development CPD-funded programs for the reporting period of July 1, 2022, through June 30, 2023.

The CAPER represents a comprehensive and consolidated year-end report of the County's use of Community Development Block Grant (CDBG), Emergency Solutions Grant (ESG), and HOME Investment Partnerships Program (HOME) funds. The CAPER also provides a narrative summary of the performance and accomplishments during the 2022-2023 Program Year, including, but not limited to, an evaluation of the performance and accomplishments of the Five-Year 2019-2024 Consolidated Plan.

Pursuant to 24 CFR § 91.105(e), the subject public hearing is being held to obtain views and comments of residents, service providers, local governments, and other interested parties regarding (i) the County's HUD CPD-funded programs such as the CDBG, HOME, ESG programs; (ii) the CAPER; and (iii) the identification and assessment of housing, community, social, and economic development needs in the County's communities. A Notice of Public Hearing and Invitation for Public Comment attached hereto, was published in a newspaper of general circulation on November 2, 2023. All public comments received will be submitted to HUD.

Impact on Residents and Businesses

A total of 200,291 low-income, moderate-income, and middle-income persons were served through 107 projects funded with the Community Development Block Grant (CDBG) funds, 28 low-income families were assisted through HOME funds, and a total of 3,564 homeless persons or at risk of homelessness were assisted through the Emergency Solutions Grant (ESG) funds. The County expended a total of \$10,053,882.77 in HUD CPD program funding, including Program Income (PI), during the 2022-2023 program year. The total expenditures included \$5,089,439.92 in CDBG funds, \$4,342,225.85 in HOME funds, and \$622,217 in ESG funds.

Additional Fiscal Information

No impact to the County's General Fund, the CAPER is an annual report due to HUD that shows how the County expended HUD CDP funds for program year 22/23.

SUBMITTAL TO THE BOARD OF SUPERVISORS COUNTY OF RIVERSIDE,
STATE OF CALIFORNIA

ATTACHMENTS:

- Notice of Public Hearing and Invitation for Public Comment-Proof of Publication
- CAPER


Erianria Lontajo, Principal Management Analyst 11/28/2023


Aaron Gettis, Deputy County Counsel 11/21/2023

Public Notices and Proof of Publication

**NOTICE OF PUBLIC HEARING AND INVITATION
FOR PUBLIC COMMENT**

**2022-2023 COMMUNITY PLANNING AND DEVELOPMENT PROGRAMS
ANNUAL ACCOMPLISHMENTS AND COMMUNITY NEEDS**

Pursuant to 24 CFR 91.105(e), the Riverside County Department of Housing and Workforce Solutions (HWS) hereby notifies concerned members of the public that the County of Riverside Board of Supervisors will hold a public hearing to obtain the views and comments of residents, service providers, local governments, and other interested parties regarding the:

1. Performance of the County's HUD/CPD-funded programs (Community Development Block Grant (CDBG), Home Investment Partnerships Act (HOME); and the Emergency Solutions Grant (ESG);
2. 2022-2023 Consolidated Annual Performance and Evaluation Report (CAPER);
3. Identification and assessment of housing, community, social, and economic development needs in the unincorporated communities of the County as well as the cooperating cities within the County's Urban County Program; and
4. Use of the County's HUD/CPD-funded programs to address the identified needs.

The public hearing will be held at approximately **9:30 AM** on December 5, 2023, in the Board of Supervisors Chambers, County Administrative Center, 4080 Lemon Street, 1st floor, Riverside, CA.

The public may present oral or written comments during the public hearing. Written comments submitted to HWS by 4:00 PM, December 4, 2023, will be included in the summary of comments, together with 2022-2023 CDBG, HOME, and ESG activity accomplishments, to be presented at a public hearing.

Input and comments can also be received by the U.S. Department of Housing and Urban Development, CPD Division, at CPDLA@hud.gov. Comments or objections received after December 5, 2023, will not be considered by HUD.

The CAPER contains an assessment by the County on the use of CDBG, HOME, and ESG funds allocated to the County and other sub-recipients to carry out a variety of HUD-funded projects and activities within Riverside County.

The 2022-2023 CAPER can be viewed online at <https://rivcoeda.org/Departments/Housing/Community-Development-Block-Grant/Community-Development/CDBG-Plans-and-Reports>

More information may be obtained by contacting the Riverside County Department of Housing and Workforce Solutions - Telephone (951) 955-6007, Fax (951) 374-3098, or via email at RIVCOEDBG@rivco.org

Juan Garcia, Deputy Director – CDBG/ESG/HOME Programs

CONVOCATORIA DE AUDIENCIA PÚBLICA E INVITACIÓN PARA COMENTARIO PÚBLICO

2022-2023 PLANIFICACIÓN COMUNITARIA Y PROGRAMAS DE DESARROLLO LOGROS ANUALES Y NECESIDADES DE LA COMUNIDAD

De conformidad con 24 CFR 91.105(e), el Departamento de Vivienda y Fuerza Laboral del Condado de Riverside (HWS) notifica por la presente a los miembros interesados del público que el Condado de Riverside Junta de Supervisores celebrará una audiencia pública para obtener las opiniones y comentarios de los residentes, proveedores de servicios, los gobiernos locales y otras partes interesadas en relación con la:

1. Desempeño de los programas del Condado financiados por HUD/CPD (Community Development Block Grant (CDBG), Home Investment Partnerships Act (HOME); y el Emergency Solutions Grant (ESG);
2. Informe Anual Consolidado de Rendimiento y Evaluación (CAPER) 2022-2023);
3. Identificación y evaluación de las necesidades de vivienda, comunitarias, sociales y de desarrollo económico en las comunidades no incorporadas del Condado, así como en las ciudades cooperantes dentro del Programa de Condado Urbano del Condado; y
4. Uso de los programas del Condado financiados por HUD/CPD para abordar las necesidades identificadas.

La audiencia pública se celebrará aproximadamente a las **9:30 a.m.** del 5 de diciembre de 2023, en las Cámaras de la Junta de Supervisores, Centro Administrativo del Condado, 4080 Lemon Street, 1er piso, Riverside, CA.

El público puede presentar comentarios orales o escritos durante la audiencia pública. Los comentarios por escrito enviados a HWS antes de las 4:00 PM, el 4 de diciembre de 2023, se incluirán en el resumen de comentarios, junto con los logros de las actividades 2022-2023 de CDBG, HOME y ESG, que se presentarán en una audiencia pública.

El Departamento de Vivienda y Desarrollo Urbano de EE.UU., División CPD, también puede recibir aportaciones y comentarios en la siguiente dirección CPDLA@hud.gov. El HUD no tendrá en cuenta los comentarios u objeciones recibidos después del 5 de diciembre de 2023.

El CAPER contiene una evaluación del condado sobre el uso de los fondos CDBG, HOME y ESG asignados al condado y a otros subreceptores para llevar a cabo una serie de proyectos y actividades financiados por HUD en el condado de Riverside.

El CAPER 2022-2023 puede consultarse en línea en la siguiente dirección <https://rivcoeda.org/Departments/Housing/Community-Development-Block-Grant/Community-Development/CDBG-Plans-and-Reports>

Puede obtener más información poniéndose en contacto con el Departamento de Vivienda y Soluciones Laborales del Condado de Riverside - Teléfono (951) 955-6007, Fax (951) 374-3098, o por correo electrónico en RIVCOEDBG@rivco.org

Juan García, Subdirector - Programas CDBG/ESG/HOME

THE PRESS-ENTERPRISE

Ad Copy:

1825 Chicago Ave, Suite 100
Riverside, CA 92507
951-684-1200
951-368-9018 FAX

PROOF OF PUBLICATION (2010, 2015.5 C.C.P)

Publication(s): The Press-Enterprise

PROOF OF PUBLICATION OF

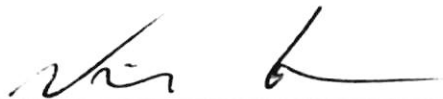
Ad Desc.: /

I am a citizen of the United States. I am over the age of eighteen years and not a party to or interested in the above entitled matter. I am an authorized representative of THE PRESS-ENTERPRISE, a newspaper in general circulation, printed and published daily in the County of Riverside, and which newspaper has been adjudicated a newspaper of general circulation by the Superior Court of the County of Riverside, State of California, under date of April 25, 1952, Case Number 54446, under date of March 29, 1957, Case Number 65673, under date of August 25, 1995, Case Number 267864, and under date of September 16, 2013, Case Number RIC 1309013; that the notice, of which the annexed is a printed copy, has been published in said newspaper in accordance with the instructions of the person(s) requesting publication, and not in any supplement thereof on the following dates, to wit:

11/02/2023

I certify (or declare) under penalty of perjury that the foregoing is true and correct.

Date: November 02, 2023
At: Riverside, California



Legal Advertising Representative, The Press-Enterprise

COUNTY OF RIVERSIDE HHPWS
3403 10TH STREET, SUITE 300
RIVERSIDE, CA 92501

Ad Number: 0011631523-01

P.O. Number:

**NOTICE OF PUBLIC HEARING AND INVITATION
FOR PUBLIC COMMENT**

**2022-2023 COMMUNITY PLANNING AND DEVELOPMENT PROGRAMS
ANNUAL ACCOMPLISHMENTS AND COMMUNITY NEEDS**

Pursuant to 24 CFR 91.105(e), the Riverside County Department of Housing and Workforce Solutions (HWS) hereby notifies concerned members of the public that the County of Riverside Board of Supervisors will hold a public hearing to obtain the views and comments of residents, service providers, local governments, and other interested parties regarding the:

1. Performance of the County's HUD/CPD-funded programs (Community Development Block Grant (CDBG), Home Investment Partnerships Act (HOME); and the Emergency Solutions Grant (ESG);
2. 2022-2023 Consolidated Annual Performance and Evaluation Report (CAPER);
3. Identification and assessment of housing, community, social, and economic development needs in the unincorporated communities of the County as well as the cooperating cities within the County's Urban County Program; and
4. Use of the County's HUD/CPD-funded programs to address the identified needs.

The public hearing will be held at approximately 9:30 AM on December 5, 2023, in the Board of Supervisors Chambers, County Administrative Center, 4080 Lemon Street, 1st floor, Riverside, CA.

The public may present oral or written comments during the public hearing. Written comments submitted to HWS by 4:00 PM, December 4, 2023, will be included in the summary of comments, together with 2022-2023 CDBG, HOME, and ESG activity accomplishments, to be presented at a public hearing.

Input and comments can also be received by the U.S. Department of Housing and Urban Development, CPD Division, at CPDLA@hud.gov. Comments or objections received after December 5, 2023, will not be considered by HUD.

The CAPER contains an assessment by the County on the use of CDBG, HOME, and ESG funds allocated to the County and other sub-recipients to carry out a variety of HUD-funded projects and activities within Riverside County.

The 2022-2023 CAPER can be viewed online at <https://rivcoeda.org/Departments/Housing/Community-Development-BlockGrant/Community-Development/CDBG-Plans-and-Reports>

More information may be obtained by contacting the Riverside County Department of Housing and Workforce Solutions - Telephone (951) 955-6007, Fax (951) 374-3098, or via email at RIVCOEDBG@rivco.org

Juan Garcia, Deputy Director - CDBG/ESG/HOME Programs

**CONVOCATORIA DE AUDIENCIA PÚBLICA E INVITACIÓN
PARA COMENTARIO PÚBLICO**

**2022-2023 PLANIFICACIÓN COMUNITARIA Y PROGRAMAS DE DESARROLLO
LOGROS ANUALES Y NECESIDADES DE LA COMUNIDAD**

De conformidad con 24 CFR 91.105(e), el Departamento de Vivienda y Fuerza Laboral del Condado de Riverside (HWS) notifica por la presente a los miembros interesados del público que el Condado de Riverside Junta de Supervisores celebrará una audiencia pública para obtener las opiniones y comentarios de los residentes, proveedores de servicios, los gobiernos locales y otras partes interesadas en relación con la:

1. Desempeño de los programas del Condado financiados por HUD/CPD (Community Development Block Grant (CDBG), Home Investment Partnerships Act (HOME); y el Emergency Solutions Grant (ESG);
2. Informe Anual Consolidado de Rendimiento y Evaluación (CAPER) 2022-2023;
3. Identificación y evaluación de las necesidades de vivienda, comunitarias, sociales y de desarrollo económico en las comunidades no incorporadas del Condado, así como en las ciudades cooperantes dentro del Programa de Condado Urbano del Condado; y
4. Uso de los programas del Condado financiados por HUD/CPD para abordar las necesidades identificadas.

La audiencia pública se celebrará aproximadamente a las 9:30 a.m. del 5 de diciembre de 2023, en las Cámaras de la Junta de Supervisores, Centro Administrativo del Condado, 4080 Lemon Street, 1er piso, Riverside, CA.

El público puede presentar comentarios orales o escritos durante la audiencia pública. Los comentarios por escrito enviados a HWS antes de las 4:00 PM, el 4 de diciembre de 2023, se incluirán en el resumen de comentarios, junto con los logros de las actividades 2022-2023 de CDBG, HOME y ESG, que se presentarán en una audiencia pública.

El Departamento de Vivienda y Desarrollo Urbano de EE.UU., División CPD, también puede recibir aportaciones y comentarios en la siguiente dirección CPDLA@hud.gov. El HUD no tendrá en cuenta los comentarios u objeciones recibidos después del 5 de diciembre de 2023.

El CAPER contiene una evaluación del condado sobre el uso de los fondos CDBG, HOME y ESG asignados al condado y a otros subreceptores para llevar a cabo una serie de proyectos y actividades financiados por HUD en el condado de Riverside.

El CAPER 2022-2023 puede consultarse en línea en la siguiente dirección <https://rivcoeda.org/Departments/Housing/Community-Development-BlockGrant/Community-Development/CDBG-Plans-and-Reports>

Puede obtener más información poniéndose en contacto con el Departamento de Vivienda y Soluciones Laborales del Condado de Riverside - Teléfono (951) 955-6007, Fax (951) 374-3098, o por correo electrónico en RIVCOEDBG@rivco.org

Juan Garcia, Subdirector - Programas CDBG/ESG/HOME
Press-Enterprise
Published: 11/02/23



HWS HOUSING AND
WORKFORCE
SOLUTIONS
ENGAGE. ENCOURAGE. EQUIP.

*Community Planning and Development Programs
(CDBG, ESG, and HOME)*



2022-2023

*Consolidated Annual Performance and Evaluation Report
(CAPER)*



Prepared By
Community and Housing Development Unit



COUNTY OF RIVERSIDE
CALIFORNIA

WWW.RIVCOEDA.ORG



County of Riverside

Consolidated Annual Performance Evaluation Report

Program Year 2022-2023

Table of Contents

Section	Page
CR-05 - Goals and Outcomes.....	1
Table 1 - Accomplishment - Program Year & Strategic Plan to Date.....	9
CR-10 - Racial and Ethnic composition of families assisted.....	12
Table 2 - Table of assistance to racial and ethnic populations by source of funds.....	12
CR-15 - Resources and Investments 91.520(a).....	15
Table 3 - Resource Made Available.....	15
Table 4 - Identify the geographic distribution and location of investments.....	17
Table 5 - Fiscal Year Summary - HOME Match Report.....	20
Table 6 - Match Contribution for the Federal Fiscal Year.....	21
Table 7 - Program Income.....	21
Table 8 - Minority Business and Women Business Enterprises.....	22
Table 9 - Minority Owners of Rental Property.....	22
Table 10 - Relocation and Real Property Acquisition.....	23
CR-20 - Affordable Housing 91.520(b).....	24
Table 11 - Number of Households.....	24
Table 12 - Number of Households Supported.....	25
Table 13 - Number of Persons Served.....	26
CR-25 - Homeless and Other Special Needs 91.220(d, e); 91.320(d, e); 91.520(c).....	28

CR-30 - Public Housing 91.220(h); 91.320(j).....	37
CR-35 - Other Actions 91.220(j)-(k); 91.320 (i) -(j).....	40
CR-40 - Monitoring 91.220 and 91.230.....	58
Citizen Participation Plan 91.105(d); 91.115(d).....	62
CR-45 - CDBG 91.520(c).....	64
CR-50 - HOME 91.520(d).....	66
CR-58 - Section 3.....	74
CR-60 - ESG 91.520(g) (ESG Recipients only).....	76
CR-65 - Persons Assisted.....	79
CR-65 – ESG Data Collection.....	82
CR-70 – ESG 91.520(g) - Assistance Provided and Outcomes.....	84
Table 24 - Shelter Capacity.....	84
CR-75 – Expenditures.....	86
Table 25 - ESG Expenditures for Homelessness Prevention.....	86
Table 26 - ESG Expenditures for Rapid Re-Housing.....	86
Table 27 - ESG Expenditures for Emergency Shelter.....	87
Table 28 - Other Grant Expenditures.....	87
Table 29 - Total ESG Funds Expended.....	87
Table 30 - Other Funds Expended on Eligible ESG Activities.....	88
Table 31 - Total Amount of Funds Expended on ESG Activities.....	88
CR-75 - Narrative.....	88

APPENDIX A - PR26 - CDBG and CDBG-CV and PR 23 - HOME

APPENDIX B - CDBG Activity Summary Report - PR03

APPENDIX C - SAGE Report and Section 3 Report

CR-05 - Goals and Outcomes

Progress the jurisdiction has made in carrying out its strategic plan and its action plan. 91.520(a)

This could be an overview that includes major initiatives and highlights that were proposed and executed throughout the program year.

The 2022-2023 Consolidated Annual Performance and Evaluation Report (CAPER) for the County of Riverside reflects the County's performance and accomplishments relative to achieving its goals and objectives in the fourth year of its 2019-2024 Five-Year Consolidated Plan (CP). The CAPER describes and evaluates how Community Development Block Grant (CDBG), HOME Investment Partnerships (HOME), and Emergency Solutions Grant (ESG) funds received from the U.S. Department of Housing and Urban Development (HUD) were utilized and expended to meet the CP five-year strategic goals for the reporting period July 1, 2022, to June 30, 2023.

Below is a summary of expenditures and accomplishments for the County in Program Year 2022-2023:

CDBG Accomplishments:

- A total of sixty-four (64) public facilities/improvement projects were underway in the program year 2022-23; of those, seventeen (17) were completed, and forty-seven (47) are still underway. These projects included ADA accessibility improvements, streets, curbs, gutters, sidewalks, water/sewer improvements, parks/recreational facilities, senior centers, AIDS patient facilities, parking facilities, and neighborhood and handicapped center improvements. A total of \$2,131,728.94 was expended for these projects.
- Two (2) Code Enforcement projects were underway in 2022-23, expending \$189,592.24.
- A total of sixty (60) public service projects were undertaken, and fifty-eight (58) were completed in the program year 2022-23. Two (2) activities will carry over public service projects and will be included in the 2023-24 public service expenditure calculation. Public services included senior services, food assistance programs, health services, handicapped services, homeless shelters and programs, subsistence payments, security deposits, services for abused and neglected children, neighborhood cleanups, and childcare and youth services. A total of \$835,326.08 was expended.
- Fourteen (14) Economic Development projects were underway, and ten (10) were completed, expending \$50,000.
- A total of forty-two (42) housing rehabilitation projects were undertaken to improve substandard housing conditions for low-income homeowners, seniors, and disabled persons. Fourteen (14) projects were completed expending \$559,443.52.

- Seven (7) program administration projects were completed, \$1,323,349.14 was expended for overall program management of the CDBG program, Fair Housing administrative costs, and Metro-City administration costs.

HOME Accomplishments:

The County of Riverside administers the HOME Program throughout the unincorporated areas of the County and within participating cities. A total of \$4,342,225.85 in HOME funding was utilized to:

- \$140,854.31 – Address Farmworker Housing needs; Pueblo Viejo Villas \$64,109.40 (2018 EN) and \$42,428.14 (2019 EN); Coachella Valley I \$34,316.77 (2019 EN)
- \$174,974.11 – Program Administration; \$62,174.16 (2021 AD), and \$7,339.25 (2021 PA) and \$99,274.282 (2022 AD) and \$6,186.42 (2022 PA).
- \$456,836.99 – Community Development Housing Organizations (CHDO); Villa Hermosa III \$229,493.79 (2019 EN) and \$227,343.20 (2020 EN).
- \$3,561,128.18- Expand the affordable rental housing stock for farm workers; Courtyards at Cottonwood \$150,000 (2018 EN). Monarch Apartments \$477,359.78 (2019 EN); Monamos Terrace Apartment \$95,656.40 (2019 EN), \$1,072,309.40 (2020 EN), \$1,065,773 (2021 EN), \$288,565.96 (2019 HP), \$374,380 (2020 HP), and \$37,053.64 (2020 PI).
- \$8,462.26 – Provide shelter to the homeless through rental assistance and security deposit; Security Deposit Assistance \$8,462.26 (2016 HP).

****ESG Accomplishments:**

The County allocated 2022-2023 ESG funding to five (5) subrecipients providing emergency shelter, outreach services, homelessness prevention, and rapid re-housing programs and services for persons either at risk of or experiencing homelessness. A total of \$622,217 was expended.

- \$255,713.29 - Provided Emergency Shelter funding to assist with essential services, operation and maintenance, and HMIS staff cost for the operations of the shelters to serve 3,025 individuals
- \$202,221 - Provided Rapid Re-housing to house 71 households for a total of 923 individuals served
- \$117,616.71 - Provided Outreach Services to 447 homeless individuals living on the streets and areas not habitable for

individuals

For further accomplishment information, refer to ESG sections CR-60 through CR-75. Refer to Appendix C - SAGE ESG Accomplishment data.

CDBG-CV Funding Summary:

On March 27, 2020, the Coronavirus Aid, Relief, and Economic Security Act (CARES), Public Law 116-136, was signed by the President of the United States. This made available \$5 billion in Community Development Block Grant Coronavirus (CDBG-CV) funds, to respond to the growing effects of the historic COVID-19 public health crisis. The Department of Housing and Urban Development (HUD) informed the County of Riverside that CARES Act funding would be allocated to the County based on the existing entitlement formulas for the CDBG program.

Pursuant to the CARES Act, the County has been allocated \$10,405,129 of CDBG-CV funding. These funds have subsequently been allocated to a micro-enterprise loan program, a rental assistance program, and program administration.

CDBG-CV funding was allocated to jurisdictions in three phases. HUD allocated the first and third phases of CDBG-CV funds to the County in the amount of \$4,741,211 and \$5,663,918, respectively. The County did not receive funding in the second phase of funding. During the 2020 program year, the County allocated the phases of funding to Subsistence Payments. Each project was selected to assist in carrying out the County's CDBG priority need of COVID-19 Preparation, Prevention, and Response, as identified in the amended 2019-2024 Consolidated Plan's Strategic Plan.

ESG-CV Funding Summary:

The County was also allocated \$8,565,690 of ESG-CV funding. ESG-CV1 funds were allocated to eleven (11) activities. On August 22, 2022, the U.S. Department of Housing and Urban Development (HUD) awarded the County of Riverside an estimated amount of \$665,911.16 of reallocated funds from the ESG-CV appropriation, bringing the allocation to \$9,231,601.16.

The following table is a condensed summary of activities undertaken and accomplishments represented by the number of units (e.g., housing units, persons assisted, businesses assisted, etc.), outlining the expected strategic goals and progress towards meeting these goals set forth in the Five-Year CP and Annual OYAP.

Comparison of the proposed versus actual outcomes for each outcome measure submitted with the consolidated plan and explain, if applicable, why progress was not made toward meeting goals and objectives. 91.520(g)

Categories, priority levels, funding sources and amounts, outcomes/objectives, goal outcome indicators, units of measure, targets, actual outcomes/outputs, and percentage completed for each of the grantee’s program year goals.

Goal	Category	Source: Proposed Amount (5 Yr StragPlan/201 9-2020 Amended OYAP-Section AP-20)	Indicator	Unit of Measure	Propose d – 5 Year Strategi c Plan Expecte d – Strategi c Plan	YTD - Actual – Strategi c Plan	Percent Comple te	Expecte d – Progra m Year (Proposed AP Final OYAP)	Actual – Progra m Year	Percent Comple te
Acquisition of Real Property	Acquisition of Real Property	CDBG: 5 Year- \$500,000 2022/23- \$0	Other	Other	1	0	0%	0	0	0%
Address Farmworker Housing Needs	Affordable Housing	HOME: 5 Year - \$976,507 2022/23 - \$140,854.31	Rental units constructed	Household Housing Unit	50	0	0%	10	11	110%

Administration	Administration	CDBG: 5 YR - \$7,303,145 2022/23- \$1,495,356 HOME: 5 YR - \$1,160,845 2022/23: \$174,974.11 ESG: 5 YR: \$255,000 2022/23: \$46,666	Other	Other	N/A	N/A	N/A	N/A	N/A	N/A
CHDO Set Aside	Affordable Housing	HOME: 5 Year - \$1,741,270 2022/23 - \$456,836.99	Rental units constructed	Household Housing Unit	25	16	64%	5	0	0%
Clearance and Demolition	Clearance and Demolition	CDBG: 5 Year - \$200,000 2022/23 - \$0	Other	Other	1	0	0%	0	0	0%
Code Enforcement - SL-3	Code Enforcement	CDBG: 5 Year - \$1,316,205 2022/23: \$189,592.24	Housing Code Enforcement/Foreclosed Property Care	Household Housing Unit	422,925	313,770	74%	44,200	44,200	100%
Economic Development - EO-1	Business/Jobs	CDBG: 5 Year - \$300,000 2022/23 - \$10,000	Businesses assisted	Businesses Assisted	72	92	128%	25	25	100%

Economic Development - EO-3	Business/Jobs	CDBG: 5 Year - \$950,000 2022/23 - \$40,000	Jobs created/retained	Jobs	20	14	70%	10	11	110%
Expand the Affordable Rental Housing Stock	Affordable Housing	HOME: 5 Year - \$3,650,161 2022/23 - \$627,359.78	Rental units constructed	Household Housing Unit	200	22	11%	40	11	28%
First-Time Homebuyer Assistance	Affordable Housing	HOME: 5 Year - \$4,353,170 2022/23 - \$0	Homeowner Housing Added	Household Housing Unit	0	0	0%	0	0	0%
First-Time Homebuyer Assistance	Affordable Housing	HOME: 5 Year - \$4,353,170 2022/23 - \$0	Direct Financial Assistance to Homebuyers	Households Assisted	100	23	20%	20	0	15%
Homelessness - DH-2	Homeless	ESG: 5 Year - \$1,261,710 2022/23 - \$202,221 CDBG: 5 Year - \$275,210 2022/23 - \$0	Tenant-based rental assistance / Rapid Rehousing	Households Assisted	604	274	45%	67	92	137%

Homelessness - DH-2	Homeless	ESG: 5 Year - \$1,261,710 2022/23 - \$202,221 CDBG: 5 Year - \$275,210 2022/23 - \$0	Homelessness Prevention	Persons Assisted	687	20	3%	0	0	0%
Homelessness - SL-1	Homeless	ESG: 5 Year - \$1,550,000 2022/23 - \$373,330 CDBG: 5 Year: \$350,000 2022/23 - \$0	Homeless Person Overnight Shelter	Persons Assisted	7,645	6,340	83%	6,858	3,360	49%
Homelessness - SL-1	Homeless	ESG: 5 Year - \$1,550,000 2022/23 - \$373,330 CDBG: 5 Year: \$350,000 2022/23 - \$0	Overnight/Emergency Shelter/Transitional Housing Beds added	Beds	7,645	0	0%	0	0	0%

Homelessness - SL-1	Homeless	ESG: 5 Year - \$1,550,000 2022/23 - \$373,330 CDBG: 5 Year: \$350,000 2022/23 - \$0	Homelessness Prevention	Persons Assisted	735	0	0%	0	0	0%
Improve the Conditions of Substandard Housing	Affordable Housing	HOME: 5 Year - \$976,507 2022/23 - \$2,933,738.40	Rental units rehabilitated	Household Housing Unit	50	3	6%	10	0	0%
Public Facility/Infrastructure - SL- 3	Non-Housing Community Development Public Facility/Infrastructure	CDBG: 5 Year - \$6,068,255 2022/23 - \$1,116,719	Public Facility or Infrastructure Activities other than Low/Moderate Income Housing Benefit	Persons Assisted	10	63,582	635,820%	7,118	5,875	83%
Public Facility/Infrastructure - SL-1	Non-Homeless Special Needs Non-Housing Community Development Public Facility/Infrastructure	CDBG: 5 Year - \$15,739,115 2022/23 - \$1,015,009	Public Facility or Infrastructure Activities other than Low/Moderate Income Housing Benefit	Persons Assisted	560,260	219,544	39%	135,258	28,155	21%

Public Services - SL-1	Homeless Non-Homeless Special Needs Non-Housing Community Development Public Service	CDBG: 5 Year - \$2,710,925 2022/23 - \$806,453	Public service activities other than Low/Moderate Income Housing Benefit	Persons Assisted	94,650	150,253	159%	15,381	20,228	132%
Public Services - SL-2	Non-Housing Community Development Public Service	CDBG: 5 Year - \$216,080 2022/23 - \$28,872	Public service activities other than Low/Moderate Income Housing Benefit	Persons Assisted	2,850	890	31%	540	248	46%
Public Services - SL-3	Non-Homeless Special Needs Non-Housing Community Development Public Service	CDBG: 5 Year - \$50,000 2022/23 - \$20,000	Public service activities other than Low/Moderate Income Housing Benefit	Persons Assisted	57,325	10,215	18%	0	0	0%
Rehabilitation - DH-2	Rehabilitation - DH-2	CDBG: 5 Year - \$4,235,710 2022/23 - \$559,443	Homeowner Housing Rehabilitated	Household Housing Unit	125	62	50%	42	11	26%
Shelter the Homeless - TBRA	Affordable Housing Homeless	HOME: 5 Year - \$500,000 2022/2023 - \$30,361.65	Tenant-based rental assistance / Rapid Rehousing	Households Assisted	25	116	464%	0	6	06%

Table 1 - Accomplishments – Program Year & Strategic Plan to Date

Assess how the jurisdiction’s use of funds, particularly CDBG, addresses the priorities and specific objectives identified in the plan, giving special attention to the highest priority activities identified.

The CAPER provides a detailed description of how the County provided new or improved availability/accessibility, affordability, or sustainability for the following goals for which funding was allocated:

- Provide decent and affordable housing for low- and moderate-income households, and those with special needs;
- Provide safer, more-livable neighborhoods; and
- Expand economic opportunities

The Accomplishments Table above provides a summary of these priority goals and the County’s success in meeting the established objectives set forth in the Five Year 2019-2024 CP and Annual Action Plan. Unfortunately, as with most of the priority goals, the needs far outweigh the County’s available resources which are not sufficient to address all of the needs of low- and moderate-income persons or special needs residents in the County’s CPD program area.

During the 2022-2023 program year, CDBG funding focused primarily on the highest plan priorities to address specific objectives including the revitalization of neighborhoods, construction and/or rehabilitation of public facilities, provision of public services, ADA accessibility improvements, code enforcement, housing rehabilitation, and activities furthering fair housing.

HOME funds were used to address housing priorities throughout the County of Riverside established in the fourth year 2022-2023 of the 2019-2024 Five Year Consolidated Plan with projected goals. Accomplishments are shown in the tables above. The County’s one-year goal was to assist 20 first-time homebuyer households, but due to the state of the housing market, low-income first-time homebuyers have had a difficult time qualifying for a mortgage and finding homes. Once supply meets demand and interest comes back down we anticipate more households will take advantage of the County’s down payment assistance program.

The County has the following five affordable housing developments in the pipeline that are under construction and nearing completion that will be reported in the next reporting period:

- Villa Hermosa Phase III in the City of Indio, a 100-unit to address the farmworker housing needs in the City of Indio;
- The Monarch Apartment Homes, 60-multifamily unit to expand the affordable rental housing in the City of Palm Springs;

- Monamos Terrace Apartments, 139-multifamily units to Expand the affordable rental housing stock in the City of Murrieta;
- Placita Dolores Huerta (formerly known as Coachella Valley I Apartments), a 56-unit to address the farmworker housing needs in the City of Coachella; and
- Covalda Apartments (formerly Tripoli Apartments), 108-multifamily units to expand affordable rental housing in the City of Coachella.

ESG activities were mainly directed at increasing services to at-risk populations and, where possible, reducing affordable housing costs by providing overnight shelter, outreach, homelessness prevention, and rapid re-housing services for persons at risk of or experiencing homelessness.

The overall low-mod benefit for the 2022-2023 CDBG program year was 100.00%, exceeding the minimum 70% low-mod HUD benefit requirement. Measurable progress was made on many of the Five-Year CP goals. In many circumstances, actual accomplishments exceeded those proposed. Public facility/ infrastructure projects that have been experiencing delays are mostly due to the need to secure additional funding, an increase in the cost of materials and/or labor, unforeseen weather conditions, and in some instances, a lack of dedicated staff resources. These projects are currently underway and will report accomplishments in upcoming CAPERs.

CR-10 - Racial and Ethnic composition of families assisted

Describe the families assisted (including the racial and ethnic status of families assisted). 91.520(a)

	CDBG	HOME	ESG
White	28,077	20	2,641
Black or African-American	2,447	8	664
Asian	1,192	0	32
American Indian or American Native	489	0	68
Native Hawaiian or Other Pacific Islander	162	0	28
Total	32,367	28	3,564
Hispanic	12,515	16	1679
Not Hispanic	19,852	12	1879

Table 2 – Table of assistance to racial and ethnic populations by source of funds

IDIS PR23 - Beneficiaries by Racial/Ethnic Category

CDBG, HOME, ESG

2022-2023 CAPER Section CR-10

RACE	CDBG		HOME		*ESG		TOTAL
White	28,077	76.01%	20	71.43%	2,641	74.10%	30,738
Black/African American	2,447	6.62%	8	28.57%	664	18.63%	3,119
Asian	1,192	3.23%	0	0.00%	32	0.90%	1,224
American Indian/Alaskan Native	489	1.32%	0	0.00%	68	1.91%	557
Native Hawaiian/Other Pacific Islander	162	0.44%	0	0.00%	28	0.79%	190
American Indian/Alaskan Native&White	287	0.78%	0	0.00%	0	0.00%	287
Asian&White	199	0.54%	0	0.00%	0	0.00%	199
Black/African American&White	992	2.69%	0	0.00%	0	0.00%	992
American Indian/Alaskan Native&Black/African	145	0.39%	0	0.00%	0	0.00%	145
Other Multi-Racial	2,948	7.98%	0	0.00%	115	3.23%	3,063

Information Missing/Don't know/Refused			0	0.00%	16	0.45%	16
TOTAL	36,938	100%	28	100%	3,564	100%	40,532

Hispanic	13,557	36.70%	16	57.14%	1,679	47.11%	15,252
Non-Hispanic	23,381	63.30%	12	42.86%	1,879	52.72%	25,272
Information Missing/Don't know/Refused					6	0.17%	6
TOTAL	36,938	100%	28	100%	3,564	100%	40,530

(*Any ESG Victim Services providers reported in section CR-65, would not be reflected in this table)

Narrative

The CDBG Table above has been adjusted to reflect more accurate data by including the additional race/ethnicity categories collected and reported for total persons/households assisted. For the ESG Homeless Management Information System (HMIS) data, please refer to Appendix C - SAGE Report. The HOME figures above have been adjusted to reflect more accurate data through the revised PR23 report and the attached spreadsheet indicating the Race and ethnicity of families assisted in FY 22/23.

According to the United States Census Bureau, 33.2% of County residents are White, 50.3% Hispanic, 6.1% Black/African American, 6.6% Asian, and 3.9% other races. From 2012 to 2021, the proportion of Hispanic residents in the County increased by nearly 11.8%, while the proportion of White residents declined by 5.2%, over the same period. The cities of Blythe, Cathedral City, Coachella, Desert Hot Springs, Indio, Jurupa Valley, Lake Elsinore, Moreno Valley, Perris, Riverside, and San Jacinto had significant Hispanic concentrations. In the cities of Banning, Beaumont, Blythe, Desert Hot Springs, Eastvale, Hemet, Lake Elsinore, Menifee, Moreno Valley, Perris, and San Jacinto, Black/African American populations are greater than the county-wide proportion.

Recipients in the above/below tables represent the county's diversity that was assisted with HUD-funded programs during the 2022-2023 program year. HOPWA program outcomes are reported by the City of Riverside.

The County is committed to allocating CDBG, HOME, and ESG funds to address community development needs of the lowest-income and most disadvantaged residents based upon the individual eligibility requirements of the specific CPD program. Assistance was targeted to populations residing in areas of low-income and minority concentrations. However, while projects

and programs will target low-income and minority populations, they will not necessarily be limited geographically to areas where these populations are concentrated. Some service providers are not located in low/moderate-income census tracts; however, their services are designed and intended for low/moderated-income clients. These may include clinics, food pantries, senior centers, health care facilities, etc.

CR-15 - Resources and Investments 91.520(a)

Identify the resources made available

Source of Funds	Source	Resources Made Available	Amount Expended During Program Year
CDBG	public - federal	8,872,253	5,089,439.92
HOME	public - federal	4,860,433	4,342,225.85
ESG	public - federal	622,217	622,217

Table 3 - Resources Made Available

Narrative

The table above illustrates the amount of funding “estimated” to be available for CDBG, HOME, and ESG for the 2022-2023 program year; it does not account for all unspent prior year funds. The County had estimated \$8,872,253 in CDBG resources, \$4,860,433 in HOME resources, and \$622,217 in ESG resources to allocate to projects to carry out the goals outlined in the County’s CP and OYAP.

Program Income (PI) is generated from repayments or other funding accrued and collected from previously funded CDBG and HOME projects and is allocated based on HUD’s unrestricted program income requirements. During the 2022-2023 program year, the County received \$132,140.63 CDBG PI. To ensure timely expenditure of the 2022-2023 CDBG PI, the County allocated/expended the funding to six (6) new and/or existing CDBG projects throughout the program year. The County’s HOME program received \$305,858.23 in HOME PI/HP, and the County allocated/expended the funding to first-home buyers throughout the program year.

The County is committed to allocating funds to projects and activities that serve the needs of the lowest-income and most disadvantaged residents to improve their quality of life either directly or indirectly. In Riverside County, as with many other jurisdictions, the need for housing and community development funds far outweighs the available resources. Although needs are high in all of the top priority areas, with limited funds and resources available, there is a high possibility that some of the needs will not be addressed.

Per IDIS Report PR26 (Appendix A) – CDBG Financial Summary Report (2022-2023 program year) are as follows:

Low/Mod Benefit for program year: 100.00%
 Planning and Administration (Cap 20%): 17.04%
 Public Service (Cap 15%): 10.86%

The CDBG Expenditure Report, IDIS Report PR03, shows that the County’s CDBG program disbursed \$5,089,439.92 in the program year 2022-2023. The HOME Drawdown IDIS PR07 report indicates that \$4,342,225.85 in HOME funds was disbursed in the program year 2022-2023. The ESG Financial Summary Reports IDIS Report (PR91) confirms that \$622,217 was disbursed in the program year 2022-2023.

Two CPD-funded programs, HOME and ESG, have matching fund requirements – HOME 25% and ESG 100%. These regulatory matching requirements ensure the efficient use of Federal funds through leveraging. The CDBG regulations do not require a funding match for the program; however, the County strongly encourages leveraging CDBG funds and gives priority consideration in evaluating proposed activities that leverage other funding. CDBG funds are matched in the participating cities with other funds available to cities, such as general funds and other local resources. It is anticipated that Federal and private funding sources for housing and community development programs will remain limited, even under these circumstances; the County strives to make progress in implementing its public improvement and community service projects and programs as well as meeting the established objectives. As in the past, the County and cooperating cities will be as creative as possible to find other additional sources of funding in order to develop and deliver efficient and cost-effective projects. CDBG, HOME, and ESG-funded activities will be leveraged, whenever possible, by other federal and/or governmental support for their specific type of services.

Identify the geographic distribution and location of investments

Target Area	Planned Percentage of Allocation	Actual Percentage of Allocation	Narrative Description
Administration	19%	20%	Efficient and effective implementation and oversight of Community Planning and Development Programs.
Cooperating Cities	23%	24%	Area that benefits the greatest percentage of low/moderate-income persons.
Countywide	31%	11%	Area that benefits the greatest percentage of low/moderate-income persons, both as LMA or LMC.

Metro City	11%	10%	Area that benefits the greatest percentage of low/moderate-income persons.
Supervisory Districts	16%	35%	Area that benefits the greatest percentage of low/moderate-income persons.

Table 4 – Identify the geographic distribution and location of investments

Narrative

The County of Riverside is the fourth most populous county in the State. It is also a very large county geographically. Due to the vast distance between communities and cities, the Delivery System can become complicated by the geographical challenges, which contribute to impediments encountered by private, non-profit, and government agencies attempting to provide services to low-income residents. The County seeks to direct CDBG, HOME, and ESG grant funds primarily to the five (5) Supervisorial Districts, thirteen (13) Cooperating Cities, two (2) Metropolitan City/Urban County participants with a population over 50,000, and approximately sixty-three (63) unincorporated communities and neighborhoods. Funding decisions for the County program are based on the needs and strategies discussed in the County's Consolidated Plan. Funded activities target geographic areas with the greatest socio-economic distress. These programs aim to maintain and improve neighborhoods and communities within the unincorporated County. To this end, various public services, public works projects, housing production, rehabilitation programs, and economic development activities are undertaken. Public funds are leveraged with private resources to maximize the effects of formula grant investment.

The County has not established specific priority or target areas *per se* to focus the investment of funds; therefore, for purposes of the 2022-2023 OYAP and 2019-2024 Five-Year CP, geographic areas are more loosely defined to include administration, countywide, supervisorial districts, cooperating cities, and metro city(s). Priorities differ for each of the three formula grants. CDBG funds (refer to the above table) were distributed using a "fair-share" formula, which is based on a formula that accounts for population levels, overcrowding, and poverty. Households with incomes below 80 percent of the Area Median Income (AMI) and particularly those with extremely low incomes (less than 30 percent of the area median income) are particular priorities. Priority is given to CDBG projects that benefit the greatest percentage of low/moderate-income persons, both as Low/Mod Area (LMA) or Low/Mod Clientele (LMC). Some service providers in the County may not always be located in low/moderate-income census tracts yet their services are designed and intended for low/moderate-income clients. These may include clinics, food pantries, senior centers, health care facilities, etc. Approximately 80% of the County's CDBG allocation, excluding funding for administration, was divided among the thirteen (13) participating cities, two (2) Metro

City, and sixty-three (63) County unincorporated areas.

HOME funds were not allocated geographically; they were made available county-wide through an over-the-counter application process with 100% targeting the county's unincorporated areas and the cooperating cities with no priority area given the distinction.

ESG funds are awarded county-wide through a competitive process following federal guidelines. The County consults with the CoC to provide ESG funding recommendations in order to work in collaboration in targeting efforts to those who are homeless or at risk of becoming homeless to eliminate and prevent homelessness. In 2022-23, consultation was extended to include the traditional surveys but also meetings with CoC staff and representatives to review the needs and gaps in assistance throughout Riverside County. ESG funding continues to be allocated to help address a wide range of opportunities to align with the Continuum of Care (CoC) Program designed to promote communitywide commitment to ending homelessness. Future goals have been established to conduct meetings to determine the needs, map areas of homeless from the PIT count, gap analysis data, and GIS reporting of locations of services.

Leveraging

Explain how federal funds leveraged additional resources (private, state and local funds), including a description of how matching requirements were satisfied, as well as how any publicly owned land or property located within the jurisdiction that were used to address the needs identified in the plan.

The County leverages its CDBG, HOME, and ESG funds with other resources to increase the impact on housing, community development, and homelessness issues. Given the extent and level of housing and other community and economic development needs in Riverside County, it is essential that the limited resources made available through the CPD programs be leveraged with other resources. Many of the most successful affordable housing projects, community facilities, and public service programs were leveraged with other funds.

The CDBG regulations do not require a funding match for the program; however, the County strongly encourages leveraging CDBG funds and gives priority consideration in evaluating proposed activities that leverage CDBG with other funding. Applicants requesting funds to support its programs and projects are asked to provide documentation of other funding sources they will use as leverage to meet their needs. Examples of leveraging can be in the form of land, other Federal, State, or local government assistance, in-kind services, donations, private resources, or other subsidized financing. CDBG funds are matched with city general funds and other local resources in the participating cities.

Two CPD-funded programs, HOME and ESG, have matching fund requirements. Both regulatory matching requirements ensure the efficient use of Federal funds through leveraging. The Emergency Solutions Grant program has a mandatory dollar-for-dollar match requirement for subrecipients. The County's ESG grant funds were matched more than seven times its ESG allocation with Federal, State, local, and other private resources.

The leveraging of public and private funds is critical to the success of HOME projects. In order to provide sufficient financial support, most HOME projects require layered funding. HOME Program regulations require a twenty-five percent (25%) non-Federal match for every HOME dollar expended. The HOME program requires that PJ's provide match in an amount equal to no less than 25% of the total HOME funds drawn down for project costs. Former Redevelopment Agency Housing funds, sweat equity, State Permanent Local Housing Allocation funds, and State of California Housing Program Funds were the primary funding sources to provide match for the HOME program. The 25% minimum HOME matching requirement was \$570,588. According to the Integrated Disbursement and Information System (IDIS) for FY 2022-2023, the County met and exceeded its match obligation with a total of \$99,835,227 in match funds.

Funds set aside for program administration and for Community Housing Development Organization (CHDO) technical assistance/capacity building is exempt from this matching

requirement. The match must be met by the end of the Federal FY in which the expenditure occurred. This requirement is not project-specific but rather program-wide.

HOME funds were leveraged through the use of gap financing. Prior to HOME funds being awarded, developers must identify and secure all other funding necessary for the development of proposed housing projects. Active HOME-funded projects during this reporting period leveraged HOME funds with the following: low-income housing tax credits, State Permanent Local Housing funds, Federal Home Loan Bank Affordable Housing Program (AHP) funds, Affordable Housing Sustainable Communities (AHSC), No Place Like Home (NPLH), Veterans Housing and Homelessness Prevention Program (VHHPP), U.S. Department of Agriculture 514 Loan, and Housing Choice Voucher Program (HCVP or Section 8) Project Based Vouchers. The following HOME-funded projects that have Section 8 project-based vouchers as a leveraging source that are under construction or scheduled to start construction by next reporting period are the following: Courtyards at Cottonwood in the City of Moreno Valley, Placita Dolores Huerta in the City of Coachella, Monarch Apartments in the City of Palm Springs, Monamos Apartments in the City of Murrieta, and Covalda Apartment in the City of Coachella.

Fiscal Year Summary – HOME Match	
1. Excess match from prior Federal fiscal year	\$100,405,816
2. Match contributed during current Federal fiscal year	\$0
3. Total match available for current Federal fiscal year (Line 1 plus Line 2)	\$100,405,816
4. Match liability for current Federal fiscal year	\$570,588
5. Excess match carried over to next Federal fiscal year (Line 3 minus Line 4)	\$99,835,227

Table 5 – Fiscal Year Summary - HOME Match Report

Match Contribution for the Federal Fiscal Year								
Project No. or Other ID	Date of Contribution	Cash (non-Federal sources)	Foregone Taxes, Fees, Charges	Appraised Land/Real Property	Required Infrastructure	Site Preparation, Construction Materials, Donated labor	Bond Financing	Total Match

Table 6 – Match Contribution for the Federal Fiscal Year

HOME MBE/WBE report

Program Income – Enter the program amounts for the reporting period				
Balance on hand at begin-ning of reporting period \$	Amount received during reporting period \$	Total amount expended during reporting period \$	Amount expended for TBRA \$	Balance on hand at end of reporting period \$
1,899,662.20	305,858.23	726,305.88	8,462.26	1,479,214.55

Table 7 – Program Income

Minority Business Enterprises and Women Business Enterprises – Indicate the number and dollar value of contracts for HOME projects completed during the reporting period

	Total	Minority Business Enterprises				White Non-Hispanic
		Alaskan Native or American Indian	Asian or Pacific Islander	Black Non-Hispanic	Hispanic	
Contracts						
Number	0	0	0	0	0	0
Dollar Amount	0	0	0	0	0	0
Sub-Contracts						
Number	0	0	0	0	0	0
Dollar Amount	0	0	0	0	0	0
	Total	Women Business Enterprises	Male			
Contracts						
Number	0	0	0			
Dollar Amount	0	0	0			
Sub-Contracts						
Number	0	0	0			
Dollar Amount	0	0	0			

Table 8 - Minority Business and Women Business Enterprises

Minority Owners of Rental Property – Indicate the number of HOME assisted rental property owners and the total amount of HOME funds in these rental properties assisted

	Total	Minority Property Owners				White Non-Hispanic
		Alaskan Native or American Indian	Asian or Pacific Islander	Black Non-Hispanic	Hispanic	
Number	0	0	0	0	0	0
Dollar Amount	0	0	0	0	0	0

Table 9 – Minority Owners of Rental Property

Relocation and Real Property Acquisition – Indicate the number of persons displaced, the cost of relocation payments, the number of parcels acquired, and the cost of acquisition.

Parcels Acquired	0	0				
Businesses Displaced	0	0				
Nonprofit Organizations Displaced	0	0				
Households Temporarily Relocated, not Displaced	0	0				
Households Displaced	Total	Minority Property Enterprises				White Non-Hispanic
		Alaskan Native or American Indian	Asian or Pacific Islander	Black Non-Hispanic	Hispanic	
Number	0	0	0	0	0	0
Cost	0	0	0	0	0	0

Table 10 – Relocation and Real Property Acquisition

CR-20 - Affordable Housing 91.520(b)

Evaluation of the jurisdiction's progress in providing affordable housing, including the number and types of families served, the number of extremely low-income, low-income, moderate-income, and middle-income persons served.

The County of Riverside is committed to making affordable housing to all its residents. The County of Riverside currently manages a portfolio of 47 affordable housing projects funded with HOME Investment Partnerships (HOME) funds that primarily serve households earning less than 60% of the Area Median Income. In its current portfolio, the County possesses over 7,915 affordable housing units funded with various sources, 3,986 units were funded directly by the County using one or more of the following sources: HOME, NSP, CDBG, Mortgage Revenue Bonds, and Redevelopment Funds (RDA). The number of projects/units may fluctuate, annually, because projects are removed from the portfolio at fulfillment of their affordability period. However, due to the County's commitment to affordable housing, at least two projects are added annually to offset project/unit attrition.

The table below compares the County's annual goals for FY 2022-2023 with the actual number of completed HOME units brought online during the July 1, 2022, to June 30, 2023, period.

	One-Year Goal	Actual
Number of Homeless households to be provided affordable housing units	6	6
Number of Non-Homeless households to be provided affordable housing units	48	11
Number of Special-Needs households to be provided affordable housing units	0	11
Total	54	28

Table 11 – Number of Households

	One-Year Goal	Actual
Number of households supported through Rental Assistance	50	06
Number of households supported through The Production of New Units	4	22
Number of households supported through Rehab of Existing Units	0	0
Number of households supported through Acquisition of Existing Units	0	0
Total	54	28

Table 12 – Number of Households Supported

Discuss the difference between goals and outcomes and problems encountered in meeting these goals.

Table 11 – Progress is being made towards the number of homeless households provided affordable housing units.

Table 12 – Progress is being made towards the number of households supported through Rental Assistance. In FY 2022/23, in partnership with the Housing Authority of the County of Riverside, the County assisted six (6) households through its Security Deposit Assistance program funded through HOME. Affordable housing developments and renovations are typically multi-year projects and are subject to the ability to secure funding from various funding sources. Often, the ability to meet the anticipated goals is dictated by various factors that can create disparities between goals and actual outcomes such as: funding availability, timing, and project schedules. Often, unexpected challenges are encountered during the construction phase of the project which causes delays that impact project/unit delivery.

In FY 2022-2023, there were several HOME-funded multifamily developments at various stages of development and construction including the following projects:

- Pueblo Viejo Villas, City of Coachella: 105 units (eleven (11) HOME units), to be reported in FY 2022-2023
- Villa Hermosa III, City of Indio: 100 units, to be reported in FY 2023-2024
- Courtyards at Cottonwood, City of Moreno Valley: 80 units (eleven (11) HOME units), to be reported in FY 2022-2023
- The Monarch Apartment Homes, City of Palm Springs: 60 units, anticipated to be reported in FY 2023-2024
- Monamos Terrace Apartments, City of Murrieta: 140 units, anticipated to be reported in FY 2023-2024

- Covalda Apartments (formerly Tripoli Apartments), City of Coachella: 108 units, anticipated to be reported in FY 2023-2024
- Placita Dolores Huerta (formerly known as Coachella Valley I Apartments), 56 units, anticipated to be reported in FY 2023-2024

Discuss how these outcomes will impact future annual action plans.

Since affordable housing developments are typically multi-year projects, it is common for the establishment of the goals to be determined of during one Action Plan year and the reporting of the outcomes in a subsequent year. The outcomes of Pueblo Viejo Villas II and Courtyards at Cottonwood will result in accomplishments in the CAPER for FY 2022-2023. The outcomes for Villa Hermosa III, The Monarch Apartment Homes, Monamos Apartments, Covalda Apartments and Placita Dolores Huerta projects will be included in future CAPERs.

Include the number of extremely low-income, low-income, and moderate-income persons served by each activity where information on income by family size is required to determine the eligibility of the activity.

Number of Households Served	CDBG Actual	HOME Actual
Extremely Low-income		9
Low-income	8	11
Moderate-income	3	8
Total	11	28

Table 13 – Number of Households Served

Narrative Information

The County’s One-Year Goal proposed the production 40 new units of HOME-assisted housing. In FY 2022-2023, the County contributed to the production of a total of 285 rental units (68 HOME units) to exceed that goal with more in the pipeline. Completed projects are as follows:

- Pueblo Viejo Villas, City of Coachella: 105 units (11 HOME units)
- Courtyards at Cottonwood, City of Moreno Valley: 80 units (11 HOME units)

In FY 2022/2023, in partnership with the Housing Authority of the County of Riverside, the County assisted six (6) homeless households through its Security Deposit Assistance program funded through HOME.

The County of Riverside Neighborhood Enhancement Unit (NEU) provides exterior repair of stick-built and modular (attached to private land) owner-occupied, single-family residences. Grants are

awarded for the cost of repairs to renovate eligible homes to address a property's health, safety, and housing quality standard deficiencies as defined by the US Department of Housing and Urban Development. A total of eleven (11) low-moderate income households benefited from this program. A total of \$82,342.40 in CDBG funds were expended in 2022-23.

CR-25 - Homeless and Other Special Needs 91.220(d, e); 91.320(d, e); 91.520(c)

Evaluate the jurisdiction's progress in meeting its specific objectives for reducing and ending homelessness through:

Reaching out to homeless persons (especially unsheltered persons) and assessing their individual needs

The Riverside County Continuum of Care (CoC) conducts outreach to homeless persons (especially unsheltered persons and chronic homeless) and assesses their individual needs in partnership with the County of Riverside Department of Housing and Workforce Solutions (HWS), the Collaborative Applicant for the CoC, and housing and service partners that make up the CoC membership. The CoC Structure engages more than 100 member agencies representing diverse sectors of government, medical and health, business, law enforcement, housing, and homeless providers, education, and others.

The Riverside County 2023 Point-In-Time Homeless Count and Survey conducted between the dates of January 25 and January 27, 2023, identified a total of 3,725 homeless individuals experiencing homelessness (12% increase from 2022); of that 2,441 were unsheltered representing 66% of the total count (23% increase) and 1,284 sheltered representing 34% of the total count (4% decrease).

Data collected during the Count reflects a snapshot of Riverside County's homeless population at one particular point in time. Among the 3,725 persons experiencing homelessness counted, 229 were Transitional Age Youth (18-24) (27% decrease from 2022), 257 were seniors aged 62 or above (6% increase), 256 were veterans (31% increase) and 143 were households with children (12% increase). People who are first-time homeless and chronically homeless increased 19% and 18% respectively from 2022. Those with substance use and mental health issues increased by 17% and 8% respectively from 2022. Among the 2,441 unsheltered persons experiencing homelessness, 502 were first time homeless (19% increase), 659 were chronically homeless (18% increase), 458 were engaged in substance use (17% increase) and 325 have mental health issues (8% increase). population, one category that demonstrated an increase is the chronically homeless from 206 in 2021 to 256 in 2022. Among the unsheltered homeless population, the highest subpopulation groups were persons that reported using drugs (14%), having a mental health condition (14%), and being Chronically Homeless (25%) Recovery Services and the Riverside University Health System Behavioral Health continue to work collaboratively with the CoC to increase the number of permanent supportive housing beds that are available for persons suffering with mental health and substance abuse problems.

The US Department of Housing and Urban Development (HUD) CoC Program funding continues to prioritize the objective of creating new permanent housing beds for homeless individuals and families throughout the county. On March 28, 2023, HUD announced the FY 2022 CoC Program Competition awards. The Riverside County CoC was awarded \$14,224,792 to fund a total of 20 projects providing leasing, rental assistance and essential supportive services with a total of 829 beds in 576 units in rapid re-housing and permanent supportive housing.

The Riverside County CoC has made an impact on helping to eliminate homelessness. Specifically, the CoC implemented programs that have shown promise in placing people who are chronically homeless into permanent housing first, following up with services that address barriers that keep people homeless. The CoC strengthens coordination among the network of providers and focuses resources on helping individuals and families who are homeless to become "rapidly re-housed" through temporary, one-time assistance. The Riverside County CoC will continue to apply for new funding to bring more services and resources dedicated to make homelessness among youth rare, brief, and non-recurring. It is currently anticipating an announcement from HUD in late fall of 2023 in response to the Youth Homelessness Demonstration Program (YHDP) application submitted on June 26, 2023, requesting for \$2 million in funding.

The Riverside County CoC has implemented and developed a Coordinated Entry System (CES) to link homeless families and individuals with the appropriate assistance they need to end homelessness. A CES Advisory Team, with the assistance of outreach workers, housing navigators, housing case managers, and others, formed to develop written standards, policies, and guidelines for the CES. The Advisory Team is made up of representatives from providers of permanent supportive housing, rapid re-housing, emergency shelter, and transitional housing (TH). The CES covers a large geographic area, is easily accessed by individuals and families seeking housing or services, is well advertised, and includes a comprehensive and standardized assessment tool. The Riverside University Health System – Behavioral Health (RUHS-BH), formerly the County of Riverside Department of Mental Health, is the lead agency responsible for implementing the County's CES. The Riverside County CoC plans to capitalize on the CES to strengthen service coordination and delivery for its target population including single adults, families, youth, and veterans experiencing homelessness.

The Homeless Housing, Assistance and Prevention Program (HHAP) is administered by the California Department of Business, Consumer Services, and Housing Agency (BCSH) and serves to provide flexible block grant funds to support regional coordination and expand or develop local capacity to address immediate homelessness challenges. The Riverside County CoC has received

an award through all four (4) Rounds of HHAP, for a total of \$13,493,298.02 in funding to be used for Rental Assistance and Rapid Re-housing, Operating Subsidies, Outreach and Coordination, Systems support, and Delivery of permanent housing and innovative housing solutions. The Riverside County CoC received \$3,311,372.74 from HHAP Round 1; \$1,566,822 from HHAP Round 2; \$4,207,199.87 from HHAP Round 3; and \$4,407,903.41 from HHAP Round 4

The County of Riverside Department of Housing and Workforce Solutions (HWS) is responsible for the administration of a centralized and coordinated Homeless Management Information System (HMIS), for the County of Riverside CoC and the HMIS Lead Organization. HWS is responsible for establishing, supporting, and managing HMIS in a manner that will meet HUD's standards for quality, privacy, security, and other requirements for organizations participating in HMIS. The HMIS is a mandatory comprehensive and standardized assessment tool used to collect client-level data and data on providing housing and services to homeless individuals, families, and persons at risk of homelessness. The County of Riverside has significantly invested in enhancing our HMIS by partnering with a new vendor, BitFocus. This strategic investment has resulted in the implementation of an improved and more inclusive system. This upgraded system effectively supports a wider range of functions, including accommodating larger street outreach, navigation, and case management teams. Furthermore, it has led to enhanced reporting efficiency. Another aspect of our investment has been in providing comprehensive HMIS user training. This web-based training initiative has proven to be beneficial on multiple fronts. It has notably increased the efficiency of HMIS users, resulting in higher data quality. Moreover, this training approach has contributed to a reduction in troubleshooting support tickets and has streamlined the process of data entry. These investments collectively reinforce our commitment to optimizing the HMIS to serve our community's needs better and streamline our operations. The County and its sub-recipients collaborate closely with the CoC to ensure that the screening, assessment, and referral processes for program participants align with established standards. This collaborative effort is aimed at maintaining consistency in these processes across the board.

Furthermore, the County remains committed to ongoing coordination and collaboration with the CoC and other essential stakeholders. This commitment extends to fostering a comprehensive and community-wide coordinated assessment process. This approach ensures that our HMIS operates seamlessly to facilitate the coordination of services and funding streams, ultimately benefiting the individuals and families we serve.

Addressing the emergency shelter and transitional housing needs of homeless persons

The Riverside County CoC, Emergency Solutions Grant (ESG) funders, and recipients collaborate and coordinate to avoid duplication of services and to provide the most effective use of HUD funding. The CoC has established quality standards for emergency shelter and performance standards for shelter and transitional housing. All projects are evaluated annually to identify any performance issues and to provide technical support to administer the projects adequately.

The County provided \$1,218,576 from General Funds to support five (5) emergency shelters in the County, one seasonal cold weather shelter, and the West Valley Navigation project that includes crisis stabilization housing, rapid rehousing, and homeless prevention. All agreements between the five projects have been renewed and will continue until fiscal year 2022-2023. The 2022 Housing Inventory Count (HIC) reported a total of 3,451 year-round beds countywide. HMIS data are reviewed to determine whether people stay in programs or exit to permanent housing. HMIS also tracks participants' income increases to determine their progress toward self-sufficiency.

ESG funds are awarded county-wide through a competitive process following federal guidelines. The County consults with the CoC to provide ESG funding recommendations in order to work in collaboration in targeting efforts to those who are homeless or at risk of becoming homeless to eliminate and prevent homelessness. In 2022-23, consultation was extended to include the traditional surveys but also meetings with CoC staff and representatives to review the needs and gaps in assistance throughout Riverside County. ESG funding continues to be allocated to help address a wide range of opportunities to align with the Continuum of Care (CoC) Program designed to promote communitywide commitment to ending homelessness. Future goals have been established to conduct meetings to determine the needs, map areas of homeless from the PIT count, gap analysis data, and GIS reporting of locations of services.

As part of the 2023 HUD CoC Program Competition, HUD continues to encourage CoC's to carefully review the transitional housing projects within their geographic area for cost-effectiveness, performance, and for the number and type of eligibility criteria to determine if rapid re-housing might be a better model for the CoC's geographic area. HUD also continues to offer a Domestic Violence (DV) Bonus for rapid re-housing (RRH), joint transitional housing, and rapid re-housing (Joint TH and PH/RRH) projects targeted to serve people fleeing domestic violence, dating violence, sexual assault, or stalking.

Helping low-income individuals and families avoid becoming homeless, especially extremely low-income individuals and families and those who are: likely to become homeless after being discharged from publicly funded institutions and systems of care (such as health care facilities, mental health facilities, foster care and other youth facilities, and corrections programs and institutions); and, receiving assistance from public or private agencies that address housing, health, social services, employment, education, or youth needs

In 2021, the County received \$3,784,363.00 through the Emergency Food and Shelter Program (EFSP) funded by the Federal Emergency Management Agency (FEMA) which included \$923,556 for rental assistance, \$363,250 for mass/emergency shelter, \$1,710,079 for other foods and \$203,820 for other shelters.

The County of Riverside ESG, in collaboration with the CoC Membership, works toward connecting homeless clients to resources once exiting from publicly funded institutions through sub-recipients of Outreach Services, and Emergency Shelter programs. Non-profits connect with agencies to provide resources in housing individuals and families to reduce the amount of homelessness. Through collaboration between the CoC and HWS, a discharge policy is now in place between the with key public/private agencies, and other entities to outline roles/responsibilities and establish a coordinated and collaborative discharge planning system in the county. Participating agencies are HWS, County Department of Behavioral Health, Hospital Association of Southern California (coordinator of Riverside County hospitals), Riverside County Sheriff's Dept., Riverside County Veterans' Services, and Community Connect 2-1-1. ESG funding is also utilized to support youth facilities which provide housing, educational services, and counseling to youth.

The County of Riverside ESG is a member of the Riverside County CoC which has representation from public and private agencies that specifically address the housing, health, social, employment and education needs of individuals, families, and youth experiencing or at risk of homelessness.

ESG sub-recipients believe that people achieve stability in permanent housing if provided with the appropriate level of services. A discharge policy is in place for all ESG sub-recipients once the client is discharged from a public or private facility. ESG sub-recipients along with the support of the CoC membership provide continual resources and services to clients after exiting the program. For example, a sub-recipient providing Emergency Shelter, Outreach, and Rapid-Rehousing encourage clients to attend onsite recovery classes as well as professional licensed counseling is provided. Life skills, job training, and job search assistance is also offered on an ongoing basis.

Discharged clients also receive assistance in locating recovery support groups (AA, NA, CODA, and Celebrate Recovery) near the client's housing.

ESG funding has been crucial in funding non-profits who provide housing services including funding emergency shelters, outreach services, rapid rehousing, and homelessness prevention that provide housing, counseling, and education to youth. For example, ESG homelessness prevention funds are utilized in an effort to avoid homelessness of individuals and families of our special population through our non-profit that provides outreach services, homelessness prevention funding, and resource services. Unfortunately, for the second year, no homelessness prevention funding was spent during the fiscal period due to funding available through Emergency Rental Assistance Program was provided allowing more funding to be expended toward rapid rehousing services. The non-profit works closely with Housing Authority, hospitals, and CoC Membership to provide continual services to avoid homelessness. The County also utilized Emergency Rental Assistance funding from State and Treasury funding to assist at-risk individuals and families to avoid homelessness.

In partnership with affordable housing developers, the Housing Authority has awarded a total 335 Section 8 project-based vouchers (PBV) to developers for development of permanent supportive housing for individuals and families that are homeless or at risk of being homeless. Of the PBVs awarded, 116 units are currently online, and 219 units are under construction. The PBVs will provide the housing stability needed first and foremost and the Riverside County Behavioral Health will provide onsite permanent supportive services to ensure that individuals and families receive the wrap around services needed to thrive in this environment.

Helping homeless persons (especially chronically homeless individuals and families, families with children, veterans and their families, and unaccompanied youth) make the transition to permanent housing and independent living, including shortening the period of time that individuals and families experience homelessness, facilitating access for homeless individuals and families to affordable housing units, and preventing individuals and families who were recently homeless from becoming homeless again

HUD requires all CoCs to utilize the System Performance Measures (SPM) to help communities gauge their progress in preventing and ending homelessness and provide a complete picture of how well a community is achieving this goal. The SPM includes reducing the number of homeless individuals and families, reducing the number of first time homeless, length of time homeless, successful permanent housing placement or retention, returns to homelessness, jobs, and income growth.

To assist homeless persons successful transition to permanent housing, the Riverside County CoC has increased the number of permanent housing beds in the county by increasing rapid re-housing assistance (through ESG and CoC Program funds), that gives short-term rental assistance and support services for housing location and stability; and permanent supportive housing (through CoC Program funds).

The U.S. Department of Veterans' Affairs (VA) continues to provide funding for the HUD – Veterans Affairs Supportive Housing (HUD-VASH) program that provides rental assistance for homeless veterans and the Supportive Services for Veteran Families (SSVF) program that offers a range of supportive services to eligible veteran families that are designed. These services are designed to help homeless veterans and their families dine and sustain permanent housing and access the health care, mental health treatment, substance use counseling, and other supports necessary to help them in their recovery process and with their ability to maintain housing in the community.

Veterans Affairs Supportive Housing Program (VASH)

The VASH program is a partnership amongst HUD and the VA, in which the Housing Authority provides Section 8 vouchers and supportive services to homeless veterans with the goal of ending homelessness among veterans. Locally, the VASH program is a partnership between HACR and the Loma Linda VA Medical Center. In 2016, the Housing Authority of the County of Riverside and other public and private partners were recognized for assisting the County in reaching “Functional-zero” veteran homelessness, becoming the first large county across the Country to achieve this federal benchmark. According to the U.S. Department of Veterans Affairs (VA), hitting functional zero means they've instituted "a well-coordinated and efficient community system that assures homelessness is rare, brief and non-recurring and no Veteran is forced to live on the street." During FY 22/23, 414 formerly homeless veterans and their families received permanent housing through the HUDVASH program.

In partnership with affordable housing developers, the Housing Authority has awarded a total of 208 VASH Section 8 project-based vouchers (PBV) to developers for the development of permanent supportive housing for Veterans. Of the VASH PBVs awarded, 189 units are currently online, and 19 units are under construction. The VASH project-based vouchers will provide the housing stability needed first and foremost and the VA will provide onsite permanent supportive services to ensure that Veterans receive the wrap around services needed to thrive in this environment.

HOPWA Program

The City of Riverside is the Grantee of the HOPWA formula funding for both Riverside and San Bernardino County. The HACR, as the Project Sponsor, administers the HOPWA grant throughout Riverside County. The goal of the HOPWA program is to assist low-income individuals and/or families who live with HIV/AIDS with supportive services and housing subsidies. Through the HOPWA Housing Options Program, HACR was able to provide 90 households with permanent supportive housing, and 27 households with Project-Based housing during grant year 2022/2023. Additionally, HACR subcontracted with Desert AIDS Project, Foothill AIDS Project, TruEvolution, and Catholic Charities to provide supportive services and short-term housing subsidies. The subcontractors successfully housed 30 HOPWA-eligible households with move-in assistance, provided emergency motels for 20 households, and prevented homelessness for 78 unique households by supporting them by subsidizing their rent, utilities and/or mortgage to support them through a housing crisis.

Cal-Works Housing Support Program (HSP)

The HSP program addresses the housing needs of homeless families with children who are currently receiving TANF assistance. The program is a collaboration between DPSS and HACR. HACR provides housing navigation, housing counseling, and short/medium-term rental subsidies in an effort to stabilize these families as quickly as possible. This allows them to take advantage of the TANF-related services provided by DPSS. The program assisted 484 households into permanent housing during program year 2022-2023.

ESG Housing First Program

The ESG Housing First Program provides rapid rehousing to literally homeless households throughout Riverside County who are referred through the County of Riverside's Coordinated Entry System. Services include financial assistance towards rental application and credit check fees, move-in costs, security and utility deposits, and rental and utility assistance. Participants are also linked to a case manager who works with them to develop an Individual Service Plan (ISP) and meets with them regularly to reach self-sufficiency goals. The program successfully placed 164 households into housing during the 2022-2023 program year.

Emergency Housing Voucher (EHV)

The Emergency Housing Voucher (EHV) program provides significant opportunity to local PHA's and their respective Continuum of Care (COC's) to develop collaborative partnerships and strategies that effectively address the needs of vulnerable populations in their communities. Through EHV, HUD provided housing choice vouchers to the Housing Authority of Riverside County to assist individuals and families who are homeless, at risk of homelessness, fleeing, or attempting to flee, domestic violence, dating violence, sexual assault, stalking, or human trafficking or were recently homeless or have a high risk of housing instability. During FY 2022-2023, 281 households were stabilized and moved into permanent housing as a result of the program.

Mainstream 811

The Mainstream 811 program specifically targets the non-elderly community who are disabled, homeless (chronic or of literal homelessness) or at risk of becoming homeless, entering an institutionalized setting, or exiting a medical and or segregated setting. The 811 Voucher program encourages partnerships with health and human service agencies with a demonstrated capacity to coordinate voluntary services and support to enable individuals to live independently in the community. During FY 2022-2023, 184 households were serviced through the Mainstream 811 program. Of that, 144 households stabilized into permanent housing.

CR-30 - Public Housing 91.220(h); 91.320(j)

Actions taken to address the needs of public housing

HACR no longer operates a public housing program, and all 469 units were converted over to Project Based Voucher units with ownership transferred to Riverside Community Housing Corp.

Actions taken to encourage public housing residents to become more involved in management and participate in homeownership

In order to encourage and improve communication between PHA staff and residents, the following was implemented:

- Customer Service Surveys were available to residents at Housing Authority office appointments. For the 2022 calendar year, 97 surveys were turned in with 662 survey questions answered. 99.8% were favorable responses.
- Resources and information are provided to residents who are looking into homeownership opportunities. Housing Choice Voucher participants are encouraged to enroll in the Family Self-Sufficiency Program. The FSS Program emphasizes the importance of achieving goals and obtaining regular full-time employment. As FSS participants earned income increases, they will pay a higher portion of their rent and the Housing Authority will pay less. The cost savings by the Housing Authority is deposited into an interest-bearing escrow savings account. This escrow account is available to the FSS participant upon completion of the FSS Program. Some program graduates have used this escrow savings account as a down payment towards their first home.

HACR operates on the premise that affordable housing is not the end goal for a family, but rather, a steppingstone to reach full sufficiency to market-rate housing. The ultimate goal is for the Agency's families to successfully graduate to homeownership. To actively engage residents in this goal, the agency has taken the following actions:

1. Regular engagement of participants through specialized self-sufficiency coaches funded through HUD's Family Self-Sufficiency (FSS) program.
2. Providing outreach and information to all assisted families and the public on community homeownership initiatives and credit counseling agencies.
3. Working collaboratively with our local Habitat for Humanity and other housing developers to provide participants with targeted homeownership opportunities.
4. The County's First Time Home Buyer (FTHB) program are available to assist in homeownership.

All participants of the Housing Choice Voucher Program are eligible to join the HCV Family Self Sufficiency (FSS) Program. The FSS Program employs seven (7) full-time FSS Coordinators to work one on one with FSS Families in providing the guidance and referral services to assist them on their journey to self-sufficiency. In FY 2022/2023, there were eleven (11) FSS Graduates.

Actions taken to provide assistance to troubled PHAs

HACR has been recognized by HUD as a “High” performer for the last nineteen (19) years through the Section Eight Management Assessment Program (SEMAP).

According to HUD, there are approximately 3,300 public housing agencies (PHAs) in the United States. SEMAP is used to remotely measure performance and administration of the housing choice voucher program. SEMAP was designed to improve program performance and helps HUD to target monitoring and assistance to PHA programs that need the most improvement. SEMAP measures fourteen (14) key areas of performance to show whether PHAs help eligible families to afford decent rental units at a reasonable subsidy cost as intended by Federal housing legislation.

The fourteen (14) key indicators of PHA performance are:

1. Proper selection of applicants from the housing choice voucher waiting list
2. Sound determination of reasonable rent for each unit leased
3. Establishment of payment standards within the required range of the HUD fair market rent
4. Accurate verification of family income
5. Timely annual reexaminations of family income
6. Correct calculation of the tenant share of the rent and the housing assistance payment
7. Maintenance of a current schedule of allowances for tenant utility costs
8. Ensure units comply with the housing quality standards before families enter into leases and PHAs enter into housing assistance contracts
9. Timely annual housing quality inspections
10. Performing of quality control inspections to ensure housing quality
11. Ensure that landlords and tenants promptly correct housing quality deficiencies
12. Ensure that all available housing choice vouchers are used
13. Expand housing choice outside areas of poverty or minority concentration
14. Enroll families in the family self-sufficiency (FSS) program as required and help FSS families achieve increases in employment income

HUD will annually assign each PHA a rating on each of the fourteen (14) indicators and an overall performance rating of high, standard, or troubled. If a PHA does not perform adequately on any

of the fourteen (14) indicators or is assigned an overall performance rating of troubled, these cases require corrective action. HUD will conduct on-site reviews of PHAs rated troubled to assess the magnitude and seriousness of the problems. The PHA must implement a thorough corrective action plan that HUD will monitor, to ensure improvement in program management.

The SEMAP Certification for FY 2022/2023 was submitted to HUD's Los Angeles Field Office for review on 8/10/2023. We are currently waiting for the HUD Los Angeles Field Office to issue the SEMAP Score for FY 2022/2023.

CR-35 - Other Actions 91.220(j)-(k); 91.320(i)-(j)

Actions taken to remove or ameliorate the negative effects of public policies that serve as barriers to affordable housing such as land use controls, tax policies affecting land, zoning ordinances, building codes, fees and charges, growth limitations, and policies affecting the return on residential investment. 91.220 (j); 91.320 (i)

The dissolution of redevelopment agencies fundamentally altered affordable housing finance in California. Redevelopment funds provided a fairly predictable source of funds for affordable housing development. Affordable housing developers are now left with access to the County's CDBG and HOME funding. Affordable housing developers must be capable of negotiating successful critical paths in their efforts to increase the supply of affordable housing.

The County uses a multi-faceted strategy to address barriers to affordable housing. Limited resources dictate that strategies be focused on the most effective tools possible. A major focus involves the use of both financial and processing assistance to maximize as many housing units as possible. This approach allows the County to quantify affordable housing production and make adjustments to development strategies as necessary.

The County assistance includes implementation of the following programs:

Project Ombudsman: This program involves the designation of a staff liaison or Ombudsman to work with affordable housing developers and their representatives.

Gap Financing: Gap financing offers financial assistance in the form of grants, or below-market-interest rate loans; and other favorable repayment terms.

Fee Subsidies: Under certain circumstances, the County will subsidize the payment of development fees.

Transportation Uniform Mitigation (TUMF) Fee Exemption: County Ordinance Number 659 known as the Year 2001 Development Impact Fee Ordinance requires that all new development bear its fair share cost for the County to construct or acquire the needed facilities, and preserve open space, wildlife and their habitats. The County is a member Agency of the Coachella Valley Association of Governments (CVAG). Entities reached consensus to develop a plan whereby the shortfall in funds needed to enlarge the capacity of the Regional System of Highways and Arterials within CVAG's jurisdiction would be made up in part by a Transportation Uniform Mitigation Fee (Ordinance Number 673). The fee would be imposed on future residential, commercial and industrial development within the jurisdiction with exemptions to the following developments: (1) Low and lower-income residential housing, including single-family homes, apartments, and

mobile homes built for those whose income is no more than 80% of the median income in the San Bernardino-Riverside Standard Metropolitan Statistical Area and as determined and approved by the County. The sales or rental price shall not exceed the affordability criteria as established under HUD Section 8 guidelines. (2) Within the C-R Zone (Rural Commercial) of the unincorporated area of the Coachella Valley.

Development Impact Fees (DIF) Fee Exemption: In order to effectively implement the Riverside County Comprehensive General Plan, manage new residential, commercial, and industrial development, and address impacts caused by such development, certain facilities must be constructed or acquired and open space, wildlife, and their habitats must be preserved. In order for the County to construct or acquire the needed Facilities and preserve open space, wildlife, and their habitats, it is necessary to require that all new development bear its fair share cost of providing the Facilities, open, space and habitat reasonably needed to serve that development (Ordinance Number 659).

The Board exempts imposing fees on second units on existing single-family lots that may contribute to the need for certain of the Facilities. At this time and in this regard the board finds that second units: (1) provide a cost-effective means of serving development through the use of existing infrastructure, as contrasted to requiring the construction of new costly infrastructure to serve development in undeveloped areas; (2) provide relatively affordable housing for low and moderate income households without public subsidy; and (3) provide a means for purchasers of new or existing homes to meet payments on high interest loans.

Both TUMF and DIF Fee exemptions allow building of affordable housing to be less costly and promotes development of affordable housing.

Public Opposition as a Barrier to Affordable Housing: The County will continue to educate the public about the social and economic benefits of affordable housing.

Fair Housing as a Barrier to Affordable Housing: The County will continue to affirmatively further fair housing county-wide.

Tax Policies: The County keeps property taxes at a minimum and does not have a residential or business utility tax.

Fast Track and Priority Processing: The intent of this program is to expedite the construction of affordable housing projects through all phases of the approval process.

Reduction of rent burden in the Coachella Valley: The County's Department of Housing and Workforce Solutions partnered with Lift to Rise to fund efforts to reduce the number of people who are rent burdened in the Coachella Valley region. The County has set a goal to create 9,881 units of affordable housing over the next ten (10) years to address this issue that plagues the

region. The County was one of six (6) multi-sector collaborations selected to participate in the implementation phase of Connect Capital, a Center of Community Investment (CCI) that was made it possible by the Robert Wood Johnson Foundation (RWJF).

To achieve this goal the team is partnering with various stakeholders in the region and focusing on the following:

- Act on the following policy areas: Streamlined Development Approval Process, density Intensification/density bonus, and reduction in development/impact fees
- Creation of resident leadership table for community input towards the shared goal
- Bringing private and public investment to the region.

Housing Elements analysis of existing and projected housing needs: The County's Transportation Land Management Agency and the HWS coordinated the preparation of the Housing Element, with comprehensive housing policies, goals, and programs. The Housing Element includes an analysis of existing and projected housing needs; an analysis of potential governmental constraints; residential land inventory; housing policies; programs; and quantified objectives to address housing needs.

SB 2 Planning Grant Funds: The County's Transportation Land Management Agency received SB 2 Funding grants from, The California Department of Housing and Community Development (HCD), which provides funding and technical assistance to all local governments in California to help cities and counties prepare, adopt, and implement plans and process improvements that streamline housing approvals and accelerate housing production. County Ordinance Amendments: The County's Transportation, Land Management Agency in partnership with the Housing Authority of the County of Riverside, the Project Ombudsman, and community stakeholders have worked to streamline existing planning processes for the benefit of increasing affordable housing to the Farmworker community in the eastern Coachella Valley.

The following are processes and ordinances that have been amended to accomplish the acceleration of housing production:

- Amendment of Ordinance 348 to include the use of
 - Accessory Dwelling Units (ADUs)
 - Junior Accessory Dwelling Units (Junior ADUs)
 - Multiple Owners Group (MOG) Housing
 - Ranchete Housing

Actions taken to address obstacles to meeting underserved needs. 91.220(k); 91.320(j)

One of the most important steps in addressing obstacles to community development is identification, assessment, and evaluation. In Riverside County, obstacles to CPD-funded activities include location and logistics, language and culture, limited resources, and program restrictions and regulations. Unfortunately, these barriers and challenges hinder the development and implementation of important programs and facilities intended to serve those most in need.

As in most jurisdictions, the largest obstacle to meeting underserved needs is funding. Development and service provision costs have been increasing causing a larger gap between funding and need. To address this obstacle, the County strongly encourages its own agencies as well as cooperating cities and other sub-recipients to seek other resources, collaborate and build new partnerships, and leverage additional funding whenever possible from local, State, Federal, and private sources. The County urges CPD-funded programs and services to be flexible, while at the same time being as efficient and effective as possible to achieve expected performance outcomes.

Riverside County is geographically very large; many of the targeted lower-income communities are located in remote rural areas, suburban fringe areas, and within large urban settings. An effective tool used by the County is the community-based forum. These include the Community Councils and Municipal Advisory Councils. These non-elected public bodies provide ideal forums for residents and other stakeholders to express their concerns and assess community development needs. Also, the County and other organizations have the opportunity to directly discuss programs, plans, and projects during these meetings.

The County encourages the participation of all its citizens, including reaching out to minorities and non-English speaking persons, previously and current homeless persons, and persons with disabilities. To provide additional assistance, the County and nearly all CPD sub-recipients have bilingual staff sensitive to cultural traditions, issues, and values. The County makes every effort to ensure that Limited English Proficient (LEP) persons have meaningful access to federally funded programs and services as is required under Title VI of the Civil Rights Act of 1964. In areas where the County has determined that there is a substantial non-English speaking population within its jurisdiction, public notices, including notifications of funding cycles and Citizen Participation meetings, are published in English and in the appropriate language(s). Additionally, it is the policy of Riverside County that there shall be no discrimination against persons because of race, religion, age, creed, color, sex, disability, sexual orientation, national origin, marital status, veteran's status, or political belief or affiliation, and that equal opportunity and access to facilities shall be available to all. The County is committed to providing equal access to its programs, services, and activities for all persons, including persons with disabilities. Special accommodations or materials in alternative format, as required by Title II of the Americans with Disabilities Act (ADA) of 1990, are available upon request.

County staff has also responded to increased programmatic and administrative demands by creating greater internal efficiencies and realigning program and service delivery internally and within its provider network. Staff worked collaboratively with County officials, as well as with other County departments to identify projects that met Federal community development program eligibility and timely draw-down requirements. Staff continues to fine-tune this approach to help ensure projects are ready to go and project funds are spent quickly and effectively.

Actions taken to reduce lead-based paint hazards. 91.220(k); 91.320(j)

The Department of Environmental Health continues to make efforts to reduce lead-based paint hazards as part of the Childhood Lead Poisoning Prevention Program (CLPPP). The CLPP Program addresses lead-based paint hazards in one of two ways:

1. Childhood Lead Poisoning Prevention Program
Under the CLPP Program, Riverside County Departments of Environmental Health (DEH) and Public Health (PH) work in conjunction to test and identify children who have been exposed to lead. The CLPPP team worked together to identify sources of lead-hazard exposure in a total of seventeen (17) households during the fiscal year 2022. During these investigations, the Department of Environmental Health assisted a total of two (2) households to reduce identified lead-based paint hazards through the CLPP Program.
2. Lead Hazard Reduction Compliance and Enforcement Program
State law, as implemented by the 2002 Senate Bill 460, grants authority to local health departments to require the enforcement and prosecution of persons who refuse to abate lead hazards in housing. The Lead Hazard Control Program is funded under this grant and implements SB 460 which allowed changes to State health and housing laws to make creating lead hazards a crime. There were zero (0) complaints received/ investigated by the DEH during the fiscal year 2022.

Actions taken to reduce the number of poverty-level families. 91.220(k); 91.320(j)

The County has continued to address the issue of poverty by enhancing the quality of life of its residents. The County offers job training and retraining opportunities through various programs through its Workforce Development Center (WDC). WDC programs include vocational training, construction trade certification for (HVAC, electrical, plumbing, and welding), career counseling, mock interviews, training or computer access, resume building, job fairs, assistance with job searches, and supportive services.

In partnership with the Housing Authority of the County of Riverside, WDC programs are marketed to Section 8 recipients whenever annual income certifications are sent out via mail. It is the goal of the County to continue these programs that enhance the quality of life and increase job opportunities for its residents.

The County continues its efforts to promote HUD Section 3 contracting and hiring for both the CDBG and HOME programs. The County requires all contractors with either CDBG or HOME-funded construction contracts of \$200,000 or more to comply with Section 3 requirements (24 CFR Part 75). To ensure that economic opportunities, most importantly employment, generated by certain HUD financial assistance shall be directed to low- and very low-income persons, particularly those who are recipients of government assistance for housing or residents of the community in which the Federal assistance is spent.

For 2022-2023, there were no reported Section 3 hiring's or subcontracting for the HOME program. For 2022-2023, there were no reported Section 3 hiring's or subcontracting for the CDBG program.

The County recognizes the long-term benefits of investing in economic development. Job creation, micro-enterprise assistance, business finance assistance, and technical assistance to businesses are all classified as economic development. The County funds and supports activities that create and retain jobs and have a direct community and financial impact. Activities undertaken in the program year 2022-2023 utilized funds in an effort to reduce persons in poverty and improve the quality of life and economic stability for residents; either directly or indirectly.

Economic Development for Riverside County is a collaborative partnership between the County's Office of Economic Development, its twenty-eight (28) cities, and several regional Economic Development Corporations for the purposes of implementing business attraction and retention programs. The partnership is called Team Riverside County (TRC). Collaboration and leveraging financial and human resources are the program's cornerstone principles. TRC's main objectives are to promote Riverside County's business opportunities to national and international markets, develop effective networks within industry sectors, and lead generation.

Business Financing

ReStart Revolving Small Business Loan Program

On August 23, 2016, the Board of Supervisors of the County of Riverside (County) approved a Financial Assistance Award from the U.S. Department of Commerce, Economic Development Administration (USEDA) to establish a Revolving Loan Fund in the County. The purpose of the fund was to support economic development and provide for a source of business capital. The

Board of Supervisors also approved establishing the County of Riverside Economic Development Revolving Loan Fund Program (RLF Program). The total loan pool of \$1,528,633 was capitalized with the grant from USEDA (80% of total) and matched by County of Riverside Economic Development funds (20% of total). Since the inception of the RLF Program, the County of Riverside, in collaboration with a fiscal agent has provided small business loans to Riverside County private, for-profit businesses with 25 or fewer employees. Loans range in amounts between \$15,000-\$30,000 with a 3.75% interest rate and term of 5 years. No payments for the first 6 months are offered to borrowers.

During the 2022-2023 fiscal year, ReStart Revolving Small Business Loan statistics were as follows:

- 8 loans totaling \$225,000.00

California Microbusiness COVID-19 Relief Grant Program

The department was granted \$3,093,964 in funding from the CA's Office of the Small Business Advocate to administer and implement the California Microbusiness COVID-19 Relief Grant Program. Eligible and qualified microbusinesses impacted by COVID-19 received \$2,500 in grant funds. The California Microbusiness COVID-19 Relief Grant Program launched in February 2022 and will run through May 31, 2023.

Business Seminar Series

Assisting business access, the myriad services available to them is a key principle of the division's goals and objectives. Office of Economic Development continued its business seminar series by partnering with the EPIC Small Business Development Center, Inland Empire Small Business Development Center, and the Coachella Valley Small Business Development Center to deliver topical seminars on topics such as:

- How to start a business in Spanish.
- How to Start a Business
- Small Business Financing
- QuickBooks for Small Businesses
- Payroll Taxes and Unemployment Insurance for Businesses

Seminars were held in Riverside and Indio attracted several hundred business owners who learned about important resources and tools that help businesses.

Coachella Valley Small Business Development Center

In 2016, the Office of Economic Development applied to be the operator of the Coachella Valley Small Business Development Center (SBDC) on behalf of the U.S. Small Business Administration and SBDC Lead Center, Cal State Fullerton. As the successful applicant, Office of Economic Development will receive over \$350,000 in federal and state annual funding to provide in-depth, high-quality assistance to small business owners and prospective small business owners in complex areas that require specialized expertise. These areas may include, but are not limited to: management, marketing, financing, accounting, strategic planning, regulation and taxation, capital formation, venture capital, procurement, human resource management, production, operations, economic and business data analysis, engineering, technology transfer, innovation and research, new product development, product analysis, plant layout and design, computer application, business law and referral, exporting, office automation, site selection, or any other areas of assistance required to promote small business growth, expansion and productivity in the County.

During the 2022-2023 fiscal year, Coachella Valley SBDC statistics were as follows:

- 35 Business Start-Ups
- 147 Jobs Created
- 3436 Entrepreneurs Trained
- \$2,083,313.00 Capital Infusion obtained
- 926 Clients Counseled

Other Technical Assistance Programs

Business Assistance NOW Program (BANP)

To date, we have direct assisted nearly 1,100 businesses. The Business Assistance NOW Program supports businesses with occupancy permit assistance, financial resources, hiring, training and more. The Office of Economic Development business support team work closely with TLMA Ombudsman to provide a clear path in navigating Planning and Building and Safety departments to get businesses established and growing within Riverside County. Requests can be made through the BANP portal: <https://rivcobcs.org/business-assistance-now-program>.

Strategic Partnerships & Organizational Leadership

Riverside County's involvement has forged critical partnerships with internal and external partners that allow it to be on the forefront of economic development activity at the state and local level. Involvement in these organizations yields tremendous benefit to the county in the form of lead generation, policy formulation, and capacity building. Because of its expertise in Economic

Development, Department of Businesses & Community Services is frequently sought to participate in strategy development and planning with a number of statewide and local organizations

Partners include:

- Governor's Office of Business and Economic Development
- California Association for Local Economic Development
- Inland Empire Economic Partnership
- California Association for Local Economic Development
- Economic Development Corporation of Southwest California
- Coachella Valley Economic Partnership
- Inland Empire Economic Partnership
- Riverside County Economic Development Alliance
- Palo Verde Valley Economic Alliance

Economic Development Capacity Building

The Division contributed over \$200,000 to the following regional and specialized agencies to provide additional programs and services that reinforce the Riverside County Office of Economic Development objectives:

- Inland Empire Small Business Development Center
- Coachella Valley Small Business Development Center
- Coachella Valley Economic Partnership
- EPIC Small Business Development Center
- Cal State San Bernardino Spirit of the Entrepreneur Awards
- Cal State San Bernardino Report on Business
- Inland Empire Economic Partnership
- University of California, Riverside Center for Economic Development and Innovation

Riverside County Workforce Development Division

The County recognizes the long-term benefits of investing in workforce development. Vocational training, job search assistance, job creation, microenterprise assistance, business finance assistance, and technical assistance to businesses are all classified as workforce development. The County funds and supports activities that create and retain jobs and have a direct community and financial impact. Activities undertaken in fiscal year (FY) 2022-23 utilized funds in an effort to reduce the number of persons living in poverty and improve the quality of life and economic stability for residents (either directly or indirectly); and to support the growth and resilience of Riverside County employers. These activities primarily took place at Riverside County's Workforce

Development Centers, known as America's Job Centers of California, and at various partner locations throughout the County.

The Riverside County Workforce Development Division achieved the following in FY 2022-23:

Job Seeker Services

- 45,257 new and returning job seekers were provided with employment and career services
- 928 new and returning Veterans received job seeker services
- 1,166 job seekers entered industry-related vocational training

Employer Services

- The Employer Services team meaningfully engaged with businesses 704 times
- 93 employers received a total of \$3,140,931 in cash flow assistance in the form of wage reimbursements for 479 newly hired employees through the On-the-Job Training Program
- WDC participated in or hosted 58 job fairs, assisting 924 employers and 8,937 job seekers

Youth Services

- 728 new and returning youth, ages 16-24, received long-term, comprehensive services including educational assistance and preparation for entering the workforce.
- 300 youth, ages 16-24, received paid work experience

Actions taken to develop institutional structure. 91.220(k); 91.320(j)

The formation of sustainable partnerships and collaboration is essential to maintain a strong institutional structure for meeting affordable housing, community, social, and economic development needs of low- and moderate-income persons throughout the County. The institutional structure is comprised of various government agencies, participating cities, nonprofit organizations, and other private and public establishments. The relationships and interaction of these organizations as they deliver programs and undertake activities are known as the County's housing and community development delivery system. The County will make every effort to improve institutional structure by continuing to build and improve relationships with local service providers and work with the other local jurisdictions in order to increase collaboration and make processes more efficient and standardized. The County will continue to assist the homeless and those at risk of becoming homeless by supporting non-profits that offer solutions and services to the homeless.

The County's Department of Housing and Workforce Solutions (HWS) is responsible for the administration of the Community Planning and Development programs. Staff is specifically responsible for the administration, implementation, and compliance of programs funded by these

sources. The County maintains active partnerships with many other agencies and organizations, which is an integral part of the institutional structure and success of the CPD-funded projects and programs.

County of Riverside Housing and Workforce Solutions – Community and Housing Development (CHD)

HWS is comprised of employees who work collectively and in partnership with community-based organizations to serve the needs of the community. HWS serves as the lead agency in coordinating and monitoring the use of Federal funds and is responsible for the administration of CDBG, HOME, and ESG programs. CPD funds are allocated within the five Supervisorial Districts, thirteen Cooperating Cities, and two Metropolitan Cities. Individual staff members have been assigned to work in each of these areas and participate in a variety of activities at the local level.

The Housing Authority of the County of Riverside (HACR)

HACR is empowered under the State Housing Authority Laws to provide safe and sanitary housing for low-income persons. HACR provides the following programs: Housing Choice Voucher Tenant Based, Project Based Rental Assistance Program (10,212 vouchers, which includes 241 Mainstream Vouchers, 702 VASH Tenant Based Vouchers, 1,134 Project Based Voucher units of which 162 are Veteran Affairs Supportive Housing (VASH) Project Based units), a Family Self-Sufficiency (FSS) program (Section 8 participants), Housing Opportunities for Persons With Aids (HOPWA), and also works with the Child Protective Services Division of the Department of Public Services assisting families whose children have been removed or at risk of being removed due to lack of housing. In addition, the Housing Authority of the County of Riverside (HACR) was designated as the Successor Agency of the redevelopment housing functions. As of February 1, 2012, all RDA housing projects and activities were transferred to HACR.

Community Development Housing Organizations (CHDO)

The County is required to allocate a minimum of 15% of its HOME funds for use by certified Community Housing Development Organizations (CHDOs) for new construction, acquisition, and/or rehabilitation of affordable rental housing. CHDOs are required to recertify with the County annually to be eligible to apply for HOME funds. To recertify, CHDOs must meet the guidelines defined in Section 92.2 of the HOME final rule, 24 CFR Part 92.

In allocating CHDO funds, the County requires CHDOs to direct their activities towards very low- and low-income households. These activities include providing affordable housing for low-income households and appropriate housing for elderly and disabled households. The County is in compliance and anticipates exceeding the 15% threshold.

County of Riverside Housing and Workforce Solutions – COC

HWS is comprised of employees who work collectively and in partnership with community-based organizations to serve the needs of the community. HWS interacts with people on many levels, thereby impacting their daily lives through childcare, education, employment, training, health and human services, homelessness, and housing. The department also serves as the lead agency and grantee for the Riverside County CoC Program.

The HWS-CoC is also the HUD grantee responsible for administering a Homeless Management Information System (HMIS) for the County of Riverside CoC and the HMIS lead organization. HWS has the responsibility to establish, support, and manage the HMIS in a manner that meets HUD's standards for data quality, privacy, security, and other requirements for organizations participating in HMIS.

Riverside County Continuum of Care (CoC)

The CoC is a network of private and public sector homeless service providers, designed to promote community-wide planning and to improve coordination and integration with mainstream resources and other community programs for people who are experiencing or at-risk of becoming homeless. The goal is to improve and expand the collection of data countywide, develop performance measurements, and allow for communities to collaborate and to tailor their own program to the strengths and challenges within the community.

The CoC is designed to organize and deliver housing and services to meet the specific needs of people who are homeless as they move to stable housing and maximum self-sufficiency. The prevailing CoC Program resulted from the Homeless Emergency Assistance and Rapid Transition to Housing Act of 2009 (HEARTH), which consolidated the three separate McKinney-Vento homeless assistance programs (Supportive Housing Program, Shelter Plus Care Program, and Section 8 moderate Rehabilitation SRO Program) into a single grant program.

HWS regularly consults and coordinates the ESG funding priorities and allocation with the Riverside County CoC in addressing the needs of the homeless during the 2022-2023 program year and beyond. This joint effort has worked successfully in the past, and HWS pledges its continuing support of the endeavor.

The Riverside County CoC is a network of private and public sector homeless service providers, designed to promote community-wide planning and the strategic use of resources addressing homelessness. The CoC seeks to improve coordination and integration with mainstream resources and other community programs for people who are experiencing or are at-risk of becoming homeless, which include vulnerable populations such as persons with physical, mental health, and

other disabilities. The Housing Authority of the County of Riverside (HACR) is a member of the CoC. As a member of the CoC, the HACR participates in the County's Coordinated Entry System (CES) which has created a shared and standardized method for connecting people experiencing homelessness to the resources available in each community. The CES assesses people's housing-related needs, prioritizes them for resources, and links those in need to a range of types of assistance, including immediate shelter and longer-term housing-focused programs. Through this process, individuals and households are prioritized for housing assistance based on their vulnerability and worse-case housing needs. While households experiencing housing emergencies can connect to the Tenant Based Rental Assistance (TBRA) program by contacting the HACR, vacancies are also set-aside and matched through the county's CES ensuring a path for those who may not be able to connect with the HACR directly.

Neighborhood Enhancement Unit (NEU)/Home Enhancement Program (HEP)

The Home Enhancement Unit (NEU) manages activities for the Home Enhancement Program (HEP) and community cleanup events in collaboration with county-wide community leaders, government agencies, and youth organizations. The NEU staff provides home rehabilitation services to low-income households through the Youth Force and Home Enhancement programs. The Youth Force program allows Non-profit Youth organizations to raise funds while educating youth about the consequences of illegal dumping by participating in cleanup events that successfully remove rubbish from residential, vacant lots, and public properties that become a target for illegal dumping or excessive outside storage. A total of fifteen (15) clean-up events were held, allowing nineteen (19) non-profit youth organizations to participate in this program year.

Community Development Block Grant (CDBG) funds are used for services, activities, and projects in all five supervisorial districts, including the Home Enhancement Program (HEP). HEP grants are assisting twenty-one (21) low-income homeowners in the Program Year 2022-2023 with the exterior repair of stick-built and modular (attached to private land) owner-occupied, single-family residences. Grants are limited to the cost of repairs relative to a property's health, safety, and Housing Quality Standards as defined by the US Department of Housing and Urban Development. Home Enhancement grants do not exceed the amount of \$50,000 per residential property. A total of nineteen (38) application packages have been sent, and the initial site visits are currently being scheduled.

Code Enforcement

The County provides comprehensive community code enforcement activities through the Code Enforcement Department under the umbrella of the Transportation and Land Management Agency. This Division is responsible for inspections and enforcing County ordinances relating to public nuisances, zoning violations, and other issues relevant to the needs of the Community Development Block Grant Assisted Code Enforcement (CACE) areas/communities. Code Enforcement continues to use CDBG funds to pay for costs associated with the enforcement of

County of Riverside code ordinances as these relate to CACE unincorporated communities in three Supervisorial Districts of Riverside County. Code Enforcement is identified as a priority, especially in the lower-income and blighted target areas throughout the County.

Code Enforcement implements CDBG Assisted Code Enforcement policies and procedures to address code violations based on priorities set by those code violations that pose a threat to public health and safety in primarily residential deteriorated areas. In the program year 2022-2023, the Code Enforcement Department, together with public/private sector improvements, continued to reverse the decline of blight in the CACE areas of the County of Riverside Supervisorial Districts, including the First, Second, Third, Fourth, and Fifth Districts.

Urban County Program Participants

The following cities participated in the County’s 2022-23 CPD program and were responsible for delivering specific programs and activities in their communities:

- | | |
|--|------------|
| 1. City of Banning | District 5 |
| 2. City of Beaumont | District 5 |
| 3. City of Blythe | District 4 |
| 4. City of Calimesa | District 5 |
| 5. City of Canyon Lake | District 1 |
| 6. City of Coachella | District 4 |
| 7. City of Desert Hot Springs | District 4 |
| 8. City of Eastvale | District 2 |
| 9. City of Indian Wells | District 4 |
| 10. City of La Quinta | District 4 |
| 11. City of Lake Elsinore (Metro City) | District 1 |
| 12. City of Murrieta (Metro City) | District 3 |
| 13. City of Norco | District 2 |
| 14. City of San Jacinto | District 3 |
| 15. City of Wildomar | District 1 |

The City of Lake Elsinore chose to participate in the County’s Urban County program as a Joint Metro City/Urban County participant. The City’s allocation for 2022-23, as determined by HUD, was \$598,492, with approximately thirteen percent (13%) retained by the County for administrating the City’s CDBG program. Lake Elsinore funded five (5) projects (including county-wide and HWS Program Administration) for the 2022-23 program year and expended \$438,209.80 in CDBG funding on City projects, including public service and public facilities. The City of Murrieta chose to participate in the County’s Urban County program as a Joint Metro City/Urban County participant. The City’s allocation for 2022-23, as determined by HUD, was \$646,462, with approximately thirteen percent (13%) retained by the County for administrating the City’s CDBG program. Murrieta funded nine (9) projects (including county-wide and HWS Program Administration) for the 2022-23 program year and expended \$82,799.77 in CDBG funding on City projects, including public service and public facility.

Major Nonprofit Organizations

This section provides a sampling of the many non-profit organizations that provide viable and essential services to low-income residents.

Senior Services

Family Service Association
Wildomar Senior Center
Norco Senior Center
Care-A-Van Transit, Inc.

Youth Services

Boys & Girls Club of San Geronio Pass
Boys & Girls Club of Coachella Valley
Assistance League of Temecula Valley
Assistance League of Hemacinto
Corona-Norco Family YMCA
California Family Life Center
Oak Grove Center for Education Treatment & The Arts

Homeless Services

Operation Safehouse
Coachella Valley Rescue Mission
Coachella Valley Housing Coalition
Path of Life Ministries
Desert AIDS Project
Martha's Village and Kitchen
Valley Restart Shelter

Food Pantry's

Community Food Pantry of Murrieta
Idyllwild HELP Center
Helping Our People in Elsinore (H.O.P.E.)
Blythe Harmony Kitchen
Community Pantry
Family Services of the Desert

Services for Abused and Neglected

Voices for Children
Kin Care
Safe Alternatives for Everyone

Health-Related Services

Michelle's Place, Breast Cancer Resource Center

Vista Community Clinic
Martha's Village and Kitchen

These efforts bring more than just leveraged financial resources to a project; they provide additional experience, knowledge, information, facilities, strategies, and other valuable resources. The County continues to encourage and support the formation of these joint efforts for projects and activities that create viable, self-sufficient communities, decent, affordable housing, a suitable living environment, and expanded economic development opportunities for low-income persons. The County values its partners and affiliated agencies and recognizes their vital contributions to improving the health and well-being of the entire community. Refer to Appendix 2022-23 CDBG Activity Expenditures Report for specific details of these programs.

Actions taken to enhance coordination between public and private housing and social service agencies. 91.220(k); 91.320(j)

Coordination efforts have been instrumental in meeting the wide-range of community development needs in the County. The County has taken the initiative to develop more opportunities and continues to encourage and support the formation of these joint efforts for projects and activities that will create viable, self-sufficient communities; decent, affordable housing; a suitable living environment; and expanded economic development opportunities for low-income persons.

The County strives to increase affordable housing collaborative efforts with public and private sector entities, numerous advisory agencies, Community Housing Development Organizations ("CHDOs"), lending institutions, service providers, Office on Aging, Code Enforcement, California Housing and Community Development, Riverside University Health System (RUHS) - Behavioral Health and the Housing Authority of the County of Riverside.

Efforts to increase the participation of the CDBG, HOME, Low-income Tax Credit, Federal, State and other local housing program sources will be directed at:

- Strengthening the housing service delivery system by working more closely with partners such as the Housing Authority, RUHS and by collaborating with non-profit organizations;
- Integrating community development block grant housing programs;
- Increasing the involvement of the Community Council, Housing Review Committee, and the Municipal Advisory Council (MAC); and
- Working more closely with identified Community Housing Development Organizations ("CHDOs") as well as local city governments.

The County continues to expand its relationships with a variety of groups and agencies in an effort to better meet the needs of the community. Addressing the community, social, and economic development needs of low- and moderate-income people throughout Riverside County is a

comprehensive and daunting undertaking. No one agency or organization alone can successfully accomplish the task. The formation of sustainable partnerships and collaboration is essential. These efforts bring more than just leveraged financial resources to a project; they provide additional experience, knowledge, information, facilities, strategies, and other valuable resources.

Identify actions taken to overcome the effects of any impediments identified in the jurisdictions analysis of impediments to fair housing choice. 91.520(a)

The County completed a Fair Housing Impediment Study in June 2019. The 2019-2024 Analysis of Impediments revealed the following impediments that exist in the County:

1. Siting and Standards for Transitional and Supportive Housing
2. Discrimination against Persons with Disabilities

AI Recommendations and Actions Undertaken in Program Year 2021/2022

The implementation of the following recommendations, as identified in the 2019-2024 Fair Housing Impediment Study, helped ensure access to fair housing during 2021/2022 FY:

Impediment 1: Siting and Standards for Transitional and Supportive Housing

Recommendation:

- Implement Action 1.5c of the Housing Element to revise Ordinance 348 to include a definition of transitional housing and supportive housing that is consistent with State of California Health and Safety Code Sections 50675.14 and 50675.2; and, revise the Ordinance to list transitional and supportive housing as permitted uses within residential zones.

Action:

- *The County of Riverside Transportation and Land Management Agency in March of 2021 completed updating Ordinance No. 348, a zoning ordinance to add supportive and transitional housing as permitted uses by right in conformance with State law.*

Impediment 2: Discrimination against Persons with Disabilities

Recommendation:

- It is recommended that the County provide for, under contract, multiple workshops per year for the next five years in locations throughout the County. These workshops should be focused on the rights of persons with disabilities as it relates to their ability to obtain and maintain housing. The content of these workshops should be tailored to landlords, tenants and government officials (e.g., code enforcement, Housing Authority staff,

Homelessness Prevention and Workforce Solutions staff), including a general introduction to fair housing laws and discrimination, and then primarily focus on forms of discrimination against persons with disabilities, such as unreasonably denying or refusing to address requests for reasonable accommodation and modification.

- It is further recommended that the County continue contracting with a fair housing service provider for both discrimination and landlord-tenant services. Each annual contract should include metrics, benchmarks, and reporting requirements specific to this.

Action:

- *Fair Housing Council of Riverside County is contracted to provide educational opportunities for property owners, property managers, and residents. These opportunities provide information concerning the law as it pertains to reasonable accommodations and reasonable modifications, which are some of the leading reasons why persons with disabilities encounter discrimination when seeking housing or attempting to maintain their housing.*
- *Information is disbursed through workshops, public services announcements, literature distribution, and through the provision of landlord-tenant mediation services to address potential discrimination before it occurs.*
- *County of Riverside Community Action Partnership offers a free Dispute Resolution service, where a neutral third party assists with conflict resolution.*

CR-40 - Monitoring 91.220 and 91.230

Describe the standards and procedures used to monitor activities carried out in furtherance of the plan and used to ensure long-term compliance with requirements of the programs involved, including minority business outreach and the comprehensive planning requirements

In accordance with HUD CPD program regulations, the County, as the Grantee, continually monitors all grant and sub-grant-supported activities. Monitoring Policies were developed and adopted in April 2006 through Administrative Program Notice 2006.01 to ensure compliance with 24 CFR 570.502 (CDBG) and 24 CFR 576.500 (ESG). Additionally, the County updated the monitoring policies on September 28, 2016, through Administrative Program Notice 2016.02, to ensure compliance with 2 CFR 200.328(a). The County has identified two separate yet related components of effective CPD Program monitoring: internal (HWS) and external (Sub-recipients). Internal monitoring encompasses the actions, procedures, and performance of HWS staff - primarily the CDBG staff assigned to CDBG, CDBG-CV, ESG, and ESG-CV. External or Sub-recipient monitoring is directed at those organizations or entities receiving CDBG or ESG funding. These include the cooperating cities and their sub-recipients, Sponsors (non-profits), and County Agencies. Monitoring can take a number of forms and can include telephone consultation, review of progress reports, performance measures, and on-site assessments.

The County acknowledges the importance and necessity of their own proficiency and internal monitoring of day-to-day activities associated with the administration of the CDP programs. This is best accomplished through training, policies and procedures, and internal auditing. The responsibility for monitoring subrecipient activities for compliance, financial management, and tracking program activity is assigned to the Program Managers, and the CDBG Program Administrator is responsible for oversight of the Program Managers' monitoring tasks.

To ensure that the subrecipients achieve their performance objectives, effective monitoring involves planning, implementation, and follow-up to assure compliance with applicable regulations governing the subrecipient's administrative, financial, and programmatic activities. The monitoring process of the CPD-funded programs consists of three levels of activities: desk, On-site (Level I), On-site (Level II), and Performance/Compliance Monitoring (Level III). At the beginning of the CDBG/ESG program year, Program Managers complete a Project (subrecipient) Risk Assessment for each activity to determine the appropriate level of monitoring actions necessary. Not all monitoring actions are conducted with the same comprehensiveness, detail, or thoroughness based on the risk level.

Remote monitoring of projects and subrecipients takes place on an ongoing basis with the submission of reimbursement requests including required supporting documentation. All reimbursement requests and documentation are reviewed by staff for accuracy, completeness, and compliance with program guidelines and project implementation schedules. Staff examines progress reports and financial information submitted in order to ensure work is being carried out

as described in the application and agreement, to conduct risk assessments, to ensure production and accountability, and to evaluate each agency's organizational and project performance. Staff also performs frequent reviews of expenditures during the program year and may recommend OYAP amendments to facilitate timely expenditures. For OYAP substantial amendments, the Board of Supervisors approves the defunding of slow-moving activities and the reallocation of funds to other activities of priority that can utilize the funds expeditiously.

Staff typically conducts on-site monitoring for all moderate and high-risk subrecipients. The on-site monitoring inspects for key project components, including an evaluation of the subrecipient's compliance with HUD program regulations by reviewing the program source documentation as it relates to the national objectives, conformance with the CDBG agreement, record-keeping systems, insurance documentation, procurement procedures, policies related to equipment and real property, a review of financial records, documentation, and client files, a tour of the facility or program when applicable, a review of subrecipient's program and financial policies/ procedures, and a review of the annual single audit required of those subrecipients. A site visit/monitoring sheet is kept in each project file. If a recipient is found in violation, a written notification of findings is sent, and a follow-up monitoring visit(s) is conducted, if necessary.

On large construction projects, program staff monitors minority business outreach, Davis-Bacon, Section 3 requirements, and project data collection. The Riverside County Board of Supervisors adopted an Affirmative Action Policy Statement to ensure compliance with Section 3. For projects subject to Davis-Bacon Labor Standards, in-house desk reviews and on-site labor compliance interviews are performed to ensure the wage compliance of all contractors. Labor compliance interviews are compared to payroll records submitted by contractors and subcontractors to verify wage compliance with the Davis-Bacon Act. In addition to on-site labor compliance interviews, the Federal Labor Standard Questionnaire form is occasionally sent to employees during the course of the project to ensure the proper payment of wages. All projects are inspected during construction to ensure that all work is in compliance with the originally proposed scope. Any additional work added through the Change Order process during the course of the project is also reviewed and approved to ensure the revised scope of work carried out is eligible for CDBG funding and that the project will ultimately meet a National Objective.

In order to assist and improve subrecipient monitoring activities, as well as maintain sufficient documentation of County monitoring actions, the following monitoring reports and resources will be utilized: Subrecipient Risk Assessment (2 CFR 200.331(b)), CDBG Program Monitoring Checklist, Project File Checklist, Quarterly Progress Reports, Subrecipient Monitoring Activity Report, and Internal Program Auditor/Monitor Reports. The County's current monitoring policy also makes reference to the Integrity Bulletin issued by the U.S. Department of HUD Office of the Inspector General. All subrecipient monitoring checklists, documents, reports, and records will be maintained for a period of at least five (5) years. All documentation is maintained in their designated location within the individual project files. For the cooperating cities, copies of all monitoring documentation will be placed in the individual city's General File as well as the specific project file.

The ESG program utilizes a monitoring process comparable to that of the CDBG program, as detailed above, in order to ensure compliance with 2 CFR 200.328(a). The four basic goals for oversight and monitoring of the progress and performance of ESG grantees/recipients include:

- Ensure that ESG funds are used effectively to assist homeless individuals and families and that the basic ESG program goals are met
- Ensure compliance with ESG regulations and program requirements in the usage of funds and in carrying out program activities
- Ensure complete and accurate client demographics are entered in HMIS
- Enhance and develop the management capacity of grantees or recipients.

HOME Project Monitoring

The County of Riverside is entrusted with the responsibility to actively and continually monitor its portfolio of affordable housing projects. The County works with tenants and owners/operators to identify and promptly address any concerns or deficiencies through physical and document audits. The goal is to ensure safe, decent, affordable housing in accordance with building standards, funding source restrictions, and regulatory agreements. Reporting is completed as needed to ensure continued compliance with other lenders. The County performs monitoring of the housing assets listed in its portfolio in accordance with the Housing and Workforce Solutions Monitoring Policies and Procedures Manual for projects funded by HOME, NSP1, NSP3, PLHA, CalHome, CDBG, Bond, and RDA funding.

For HOME projects the goal is to verify compliance with applicable regulations:

- HOME requirements 24 CFR §92.504(a) -The participating jurisdiction must have and follow written policies, procedures, and systems, including a system for assessing risk of activities and projects and a system for monitoring entities consistent with this section, to ensure that the requirements of this part are met
- HOME requirements regarding On-site inspection at 24 CFR §92.504(d)
- HOME requirements regarding Recordkeeping at 24 CFR §92.508
- HOME Program Property Standards 24 CFR §92.251
- HOME Qualification as affordable rental housing 24 CFR §92.252
- HOME Tenant protections and selection 24 CFR §92.253
- HOME VAWA (Violence Against Women Act) requirements 24 CFR §92.359
- HOME VAWA protections 24 CFR §5.2005

To ensure that housing projects meet established objectives, effective monitoring involves planning, implementation, and communication. The following methodology is used to promote effective monitoring: Fiscal Year Schedule and File Assessment, Compliance Review; Risk Analysis Determination, On-Site Monitoring; Fiscal year Compliance Determination, and Findings Resolution.

Each fiscal year, program staff conducts a Risk Assessment of each project. The risk assessment indicates projects that would benefit from a higher level of monitoring review. A calendar is established for on-site inspections for that fiscal year. Actions taken to review project compliance include desk review; cursory on-site review, and full on-site review.

The desk review is conducted for all projects for which the County has monitoring responsibility. The desk review consists of on-going submission of semiannual compliance reports (tenant checklists, rent roll), audited financial statements, and insurance certificates. This reporting and review are enacted throughout the entire affordability period. This reporting is submitted to demonstrate compliance with applicable contractual obligations and regulations.

The County administers a monitoring process that provides for the monitoring of all affordable housing development financed by Riverside County Housing and Workforce Solutions. The purpose of monitoring is to determine performance and includes compliance reports, financial and other recordkeeping documents, and correspondence related to the projects. For homeownership projects and programs such as the First Time Homebuyer Program (FTHB) annual self-certification forms are mailed out 30 days prior to the reporting due date. The Homeowner Self Certification Surveys are sent to 5% of the homeowner-assisted households via random selection.

For rental projects, a cursory on-site monitoring review consists of interaction with staff, document review, and a site walk. A full on-site audit includes a more thorough review of all program aspects including a physical inspection of no less than 20% of all HOME designated units. The on-site monitoring inspects for key project components including program regulations, conformance with the HOME Agreement, recordkeeping systems, insurance documentation, affirmative fair housing marketing, lease agreements, a review of financial records, documentation, and client files, and a physical inspection of housing units and grounds. A record of all monitoring activities is kept for each project. All findings are communicated to the project proponents via written notification.

Contacts are maintained with all projects to ensure the timely distribution of information inclusive of program updates, tenant complaints, and compliance deficiencies.

Citizen Participation Plan 91.105(d); 91.115(d)

Describe the efforts to provide citizens with reasonable notice and an opportunity to comment on performance reports.

The County's adopted Citizen Participation Plan (CPP) outlines and sets the minimum requirements for the development of the CAPER, criteria for amendments, public comments, provision of public hearings, meetings, publishing of the document and its availability to the public, access to records, provision of technical assistance, procedures to handle complaints, and the monitoring and evaluation responsibilities. The County strongly supports and encourages participation, input, cooperation, and feedback in the administration of its CPD-funded programs and the development of the CAPER. The CP process is explicitly designed to accommodate and encourage participation by low- and moderate-income residents, residents of low- and moderate-income neighborhoods, minority groups, persons with limited English skills, and persons with disabilities. Bilingual interpretation and accommodation services and assistance for those with disabilities are provided upon request.

It was determined that the most appropriate and effective methods to obtain input from residents, service providers, and other interested persons concerning community development needs, issues, and opportunities was through the County's ongoing participation in community-based task forces, committees, internet outreach, Community-based meetings, public notices, public hearings, consultation feedback requests, memorandum of participation, and through the Urban County Participating Cities. Persons unable to participate in any aspect of the CP process were invited to provide input and/or submit comments to the County.

Prior to the CAPER submission, the County made it available for review on our department's website. We also published a public notice in English and Spanish in a newspaper of general distribution advising residents of the availability of the CAPER for public review and comment. The CAPER was made available for review on the Department's website, www.rivcoeda.org, for the required 15-day public comment period beginning September 10, 2023. Interested persons could submit written, oral, or electronically sent comments until 4:00 PM on September 26, 2023. The public notice was also posted on the Department's website. There were no comments received during the public comment period.

All residents are given reasonable access to information and records regarding the CAPER. HWS

policy is that program records maintained on file, requiring research and compilation will be provided within a reasonable time period upon receipt of a written request, which specifically states the information desired. Copies of the final CAPER are available upon request, made in person, or by mail. The CAPER is also available in printable format on the website referenced above.

There were no comments received regarding the 2022-23 CAPER during the 15-day comment period. The public was notified that for all steps and/or actions related to the CAPER and Citizen Participation process, accommodations under the Americans with Disabilities Act are available upon request.

CR-45 - CDBG 91.520(c)

Specify the nature of, and reasons for, any changes in the jurisdiction's program objectives and indications of how the jurisdiction would change its programs as a result of its experiences.

The CAPER is prepared annually to capture progress toward meeting identified needs and achieving goals. The County has successfully implemented its public improvement and community service projects and programs as well as met the established objectives and foresees continued progress through the 2019-2024 Consolidated Plan and One-Year Action Plans.

Key data related to each objective and outcome are summarized in section CR-05. These accomplishment tables are generated to measure outputs and outcomes for CDBG, CDBG-CV, HOME, ESG, and ESG-CV. HUD implemented this ongoing performance process to assess efficiency, cost-effectiveness, and the impact of projects and programs in County neighborhoods. Monitoring performance measures help identify and address operational concerns, resource allocation issues, and policy questions in a timelier manner.

The County strongly supports and encourages community-wide participation, input, cooperation, and feedback from all residents of the County in the administration of its CPD-funded programs. The County continues its commitment to meeting priority goals and objectives outlined in the 2019-2024 Five Year Consolidated Plan and One-Year Action Plans. The County has not made any major changes to the objectives of its CDBG program over the last year. The program continues to focus on public services, public facility improvements, housing rehab, economic development, code enforcement, and other capital infrastructure projects. The only changes that do become necessary are, at times when funding is not moving quickly, alternate projects or programs may be recommended. The County's Citizen Participation Plan allows for such changes through substantial, minor, and technical amendments. Substantial amendments require approval by the County Board of Supervisors through a public notice and public hearing. All amendments require HUD approval.

The following actions were substantial amendments added during the 2022-2023 program year, approved in the 2022-2023 OYAP amendment of the 2019-2024 Five-Year Consolidated Plan:

(\$306,000) - Reprogram funds from unencumbered;

\$306,000 - Reprogram funds to project 1.126-22 – Good Hope Improvement Project, IDIS#6717

(\$450,000) - Reprogram funds from 1.125-22; IDIS#6647;

\$450,000 - Reprogram funds to project 1.127-22 – Mead Valley Road Improvement, IDIS#6718

(\$430,000) - Reprogram funds from unencumbered;

\$430,000 - Reprogram funds to project 9.232-22 – Desert Rose Apartments Renovation Project Phase II, IDIS#6719

(\$240,396) - Reprogram funds from unencumbered;

\$240,396 - Reprogram funds to project 3.SJ.09-22 – Mistletoe Park Restroom Facility Improvement Project, IDIS#6674

(\$155,734) - Reprogram funds from unencumbered;

\$155,734 - Reprogram funds to project 2.NR.60-22 – Pikes Peak Park ADA Synthetic Poured In Place Surface Project, IDIS#6656

(\$25,000) - Reprogram funds from 0.248-22; IDIS#6645;

\$25,000 - Reprogram funds to project 9.230-22 – Community Enhancement Program, IDIS#6634

Does this Jurisdiction have any open Brownfields Economic Development Initiative (BEDI) grants?

No.

[BEDI grantees] Describe accomplishments and program outcomes during the last year.

CR-50 - HOME 91.520(d)

Include the results of on-site inspections of affordable rental housing assisted under the program to determine compliance with housing codes and other applicable regulations

Please list those projects that should have been inspected on-site this program year based upon the schedule in §92.504(d). Indicate which of these were inspected and a summary of issues that were detected during the inspection. For those that were not inspected, please indicate the reason and how you will remedy the situation.

The participating jurisdiction must inspect each project at project completion and during the period of affordability to determine that the project meets property standards. The on-site inspections must occur within twelve (12) months after project completion and at least once every three (3) years thereafter during the period of affordability.

In accordance with HWS HOME Program Policies and Procedures and HWS (Agency) Monitoring Policy and Procedures, ongoing periodic inspections are conducted of HOME-assisted rental housing to determine compliance with Property Standards 24 CFR 92.251; Qualification as affordable housing: Rental Housing 24 CFR 92.252; Participating jurisdiction responsibilities; written agreements; on-site inspection 24 CFR 92.504.

The HOME-assisted multi-family housing project portfolio consists of forty-five (45) completed projects. The total number of restricted units ranged from three (3) to 108 HOME-assisted units for all HOME projects; or approximately 971 HOME-assisted restricted units available for cursory and full inspections. Construction project inspections are conducted prior to approval of progress payments during construction and until final inspections in compliance with HOME-assisted property standards.

During the COVID-19 pandemic response, HUD issued a waiver period which expired December 31, 2021, in lieu of onsite inspections, monitoring staff directed efforts to conducting desk compliance reviews. Onsite inspections resumed after the expiration of the HUD waiver period in January 2022.

Compliance monitoring of the County's HOME funded First Time Home Buyer (FTHB) program was done in the form of self-certifications notices mailed to homeowners. The County randomly selected FTHB participants (5%) and mailed out self-certifications to ensure that homeowners continue to comply with FTHB program requirements. A total of 35 NSP Self-Certification notices were mailed to homeowners and 26 were received; furthermore, a total of 16 HOME Self-Certification notices were mailed to homeowners and 11 were received.

The desk compliance review continued for all projects in the monitoring portfolio. Most notable was high level of compliance and cooperation. A focus was given to continued marketing in accordance with the updated Affirmative Fair Housing Marketing Plans. Review included:

- Verified rents, unit mix, income levels
- Updated documents such as Insurance Certificates, Affirmative Fair Housing Marketing Plans, Audited Financial Statement and Payments

HOME-assisted multi-family housing project portfolio		
	HOME CONTRACT	PROJECT
1	5HM04-001	Arroyo de Paz I/ DHS
2	HM5-05-001	Arroyo de Paz II/ DHS
3	HM5-08-001	Brisas de Paz / DHS
4	HM-96-007	Casa San Miguel/ Cat City
5	HM5-06-001	Casitas del Valle/ Moreno Valley
6	H 96-003	Cathedral Palms/Cat City
7	HM1-10-001	Cedar Glen Apts / Riverside
8	HM2-17-002	Cesar Chavez II Apts / Coachella
9	H96-002	Corona del Rey/ Corona
10	H 96-004	Cottonwood I/ Moreno Valley
11	5HM-03-001	Cottonwood II/ Moreno Valley
12	HM5-20-001	Courtyards at Cottonwood/Moreno Valley
13	4HM02-002	El Solano/Blythe
14	01-001	Geel Place / Riverside
15	H-022	Hemet Vista I/ Hemet
16	H 02-005	Heritage Park/ Cat City
17	HM1-14-001	Home Front at Camp Anza / Riverside
18	HM4-05-001	Horizons at Indio/Indio
19	H016	Indio Desert Palms (ALLANZA)/ Indio
20	4HM05-001	Lincoln Family Apts/ Mecca
21	H-002	Mecca II/ Mecca
22	2HM02-001	Mission Palms I/ Rubidoux
23	HM4-21-010	Monarch Apartments / Palm Springs
24	3HM03-001	Monte Vista / Murrieta
25	HM3-10-001	Monte Vista II Family Apts
26	HM3-13-001	Orange Blossom Apts II/ Hemet

27	HM3-15-001	Orange Blossom Apts III/Hemet
28	HM3-16-001	Orange Blossom Apts IV/Hemet
29	H-99-001	Orchard Villas I/ Coachella
30	HM99-003	Palm Village/ Palm Desert
31	HM5-13-001	Perris Family Apts
32	HM1-09-001	Pottery Court Apts
33	HM4-12-001	Pueblo Nuevo Apts / Coachella
34	HM4-20-001	Pueblo Viejo/Coachella
35	H-023	Quail Place/ Blythe
36	HM5-08-002	Rancho Dorado North/ Moreno Valley
37	4HM04-001	Rick Weiss (aka Vista Sunrise)/ Palm Springs
38	4HM08-001	River Canyon Apts / Cathedral City
39	HM3-06-001	San Jacinto Villas/ San Jacinto
40	4HM02-003	Tierra del Sol/ Cat City
41	HM4-11-001	Villa Hermosa Apts I (Fred Young Farmworker Apts) / Indio
42	HM4-17-001	Villa Hermosa Apts II/Indio
43	H96-006	Villa Siena/ Lake Elsinore
44	HM2-15-003	Vista Rio/Riverside
45	HM4-07-001	Wolff Waters/ La Quinta

ON-SITE INSPECTION

The HWS onsite inspection schedule for program year 2022/2023:

Contract #	2022/2023 Inspection Schedule all deferred per HUD Memorandum (April 10, 2020, and December 4, 2020, and September 28, 2021)	Planned inspection by fiscal year	New Inspection Date
HM5-06-001	Casitas del Valle/ Moreno Valley	10/4/2021	2/2/2022
H 96-004	Cottonwood I/ Moreno Valley	10/12/2021	2/9/2022
5HM-03-001	Cottonwood II/ Moreno Valley	deferred 10/13/2021	2/9/2022
4HM02-002	El Solano/Blythe	deferred 10/19/2021	2/16/2022
4HM05-001	Lincoln Family Apts/ Mecca	deferred 10/26/2021	2/23/2022
H-002	Mecca II/ Mecca	deferred 11/3/2021	3/2/2022
HM1-09-001	Pottery Court Apartments/Lake Elsinore	deferred 11/15/2021	3/16/2022
HM5-08-002	Rancho Dorado North/ Moreno Valley	deferred 11/22/2021	3/23/2022
H017	Rancho West/ Temecula	deferred 12/6/2021	3/30/2022
HM3-06-001	San Jacinto Villas/ San Jacinto	deferred 12/13/2021	4/6/2022
HM4-07-001	Wolff Waters/ La Quinta	differed 1/4/2022	4/13/2022
HM5-20-001	Courtyard at Cottonwood / Moreno Valley	new construction	6/24/2022

HM4-20-001	Pueblo Viejo/Coachella	new construction	7/19/2022
HM-96-007	Casa San Miguel/ Cat City	deferred 1/10/2022	7/20/2022
H 96-003	Cathedral Palms/Cat City	deferred 1/17/2022	8/3/2022
HM1-10-001	Cedar Glen Apts/Riverside	deferred 1/24/2022	8/17/2022
H96-002	Corona del Rey/ Corona	rehabilitation	deferred to 2024
H 02-005	Heritage Park/ Cat City	differed 2/9/2022	9/14/2022
HM4-05-001	Horizons at Indio/Indio	deferred 2/15/2022	9/28/2022
H016	Indio Desert Palms (ALLANZA)/ Indio	deferred 3/1/2022	10/12/2022
2HM02-001	Mission Palms I/ Rubidoux	deferred 3/8/2022	10/26/2022
3HM03-001	Monte Vista / Murrieta	deferred 3/15/2022	11/9/2022
HM99-003	Palm Village/ Palm Desert	deferred 3/22/2022	11/23/2022
HM4-12-001	Pueblo Nuevo Apts / Coachella	deferred 3/29/2022	12/7/2022
H-023	Quail Place/ Blythe	deferred 4/4/2022	12/21/2022
4HM08-001	River Canyon Apts / Cathedral City	deferred 4/12/2022	1/9/2023
HM4-11-001	Villa Hermosa Apts (Fred Young Farmworker Apts) / Indio	deferred 4/19/2022	1/18/2023
H96-006	Villa Siena/ Lake Elsinore	deferred 4/26/2022	2/1/2023
HM2-15-003	Vista Rio Apartments /Riverside	deferred 5/3/2022	2/15/2023
PLHA5-20-001	15427 Sheila Street Apts / Moreno Valley	rehabilitation	2/22/2023
NSP3.5-16-09-2ND	Liberty Village Apts /Beaumont	deferred 5/10/2022	3/1/2023
MHPL001.99	La Pena MHP/Mecca	deferred 5/17/2022	3/15/2023
HM4-17-002	Cesar Chavez Apts Ph II/Coachella	deferred 6/1/2022	3/29/2023
HM3-13-001	Orange Blossom Apts II/ Hemet	deferred 6/6/2022	4/26/2023
HM3-16-001	Orange Blossom III Apts / Hemet	deferred 6/6/2022	4/26/2023
RD3-07-003	Orange Blossom I Apts / Hemet	deferred 6/6/2022	5/10/2023
HM5-13-001	Perris Family Apts / Perris	deferred 6/28/2022	5/24/2023
4HM02-003	Tierra del Sol/ Cat City	deferred 7/11/2022	6/7/2023
09-NSP04-001	29660 Landau Blvd/ Cathedral City apn: 675251009-7	deferred 7/18/2022	8/2/2023
09-NSP04-001	32425 Monte Vista Dr.,/ Cathedral City apn: 680272032-0	deferred 7/18/2022	8/2/2023
09-NSP04-001	68685 Cedar/ Cathedral City apn: 680396003-7	deferred 7/19/2022	8/2/2023
09-NSP04-001	33580 Cathedral Canyon/ Cathedral City apn: 680452047-0	deferred 7/19/2022	8/2/2023
NSP3.1-21-001-1st	245 Peck Street / Lake Elsinore	new construction	8/25/2023

PROJECTS INSPECTED VIA DESK REVIEW

The HOME-assisted multi-family housing project portfolio consists of forty-five (45) completed projects. In addition to the onsite physical inspections, the projects are subject to desk review. Desk reviews are conducted for 100% of all projects twice a year and reported on Semiannual Compliance Reports for periods ending 9/30 and 3/31, respectively. cursory inspections are the same as full inspections, except the latter includes Property Standards review of restricted units.

Desk reviews show all the HOME assisted units are compliant with applicable policy and regulation.

On-site inspections are conducted with the goal of continued compliance with applicable policy and regulation. A systematic on-site inspection of HOME projects allows the agency to evaluate the performance of the project over a wide range of functions. Detailed explanations and observations during on-site inspections of HOME projects include review of the following: file management, verification of source documentation, calculation of rent and utilities, rent roll, household leases, property standard inspection, advertising in the local newspaper, specialized advertising to reach minority groups and non-profits [following HUD's Affirmative Fair Housing Marketing (AFHM) Plans]. Evidence for capital improvements, and any deferred maintenance repairs, replacement reserve and operating reserve accounts are reviewed.

Compliance staff conducts the on-site meeting with authorized representatives of the property management company including; Community Manager, Regional Manager, Maintenance Staff, and bi-lingual staff members. Files are pulled for a random sample of the restricted units. At a minimum, 20% of the HOME-assisted units are inspected as part of Property Standard inspection. All sensory impaired and mobility units are inspected.

The County of Riverside will continue maintaining affordable HOME-assisted multi-family units in compliance with HOME regulations. These projects provide high-quality housing to large families, farm worker households, sensory impaired, mentally impaired, mobility impaired, and seniors. The projects are designed to ensure affordability for extremely low, and very low income households.

Provide an assessment of the jurisdiction's affirmative marketing actions for HOME units. 92.351(b)

Affirmative Fair Housing Marketing (AFHM) plans and affirmative marketing procedures are required by the HOME Investment Partnerships (HOME) Program Final Rule (24 CFR Part 92) and are included in applications for Riverside County HOME funds. The County's policy is to distribute information to the public regarding fair housing laws, as well as its own guidelines, for participation in the HOME Program. In accordance with Federal Regulations (24 CFR 92.351), the County adopted an affirmative marketing policy and procedures. The County is committed to equal opportunity in housing choices in the local housing market without discrimination based on race, color, religion, sex, national origin, familial status, or disability. Community Housing Development Organizations (CHDOs), developers and/or owners, of HOME Program funded projects containing five or more units, must comply with the affirmative marketing requirements to receive assistance. Affirmative marketing procedures must continue throughout the period of

affordability. The County is committed to affirmative marketing, which is implemented in the HOME Program through a specific set of steps that the County and participating groups follow.

Informing Affected Parties

The County informs the public, potential tenants, and property owners about Federal fair housing laws and the affirmative marketing policy using the following items:

- Equal Housing Opportunity logotype or slogan in press releases, news advisories, solicitations for CHDOs, developers, and/or owners and in all written communications;
- Advertising in print and electronic media that is used and viewed or listened to by those identified as least likely to apply; and
- Meetings to inform CHDOs, developers, and/or owners regarding program participants. The County has established procedures to ensure that CHDOs, developers, and/or owners of rental housing developments assisted by the HOME Program solicit applications from persons in the housing market area who are not likely to apply for the housing without special outreach. The CHDOs, developers, and/or owners will solicit applications through such locations as community-based organizations, places of worship, employment centers, fair housing groups, or housing counseling agencies.

Evaluation

The County has established monitoring procedures to assure that each CHDO, developer and/or owner of rental housing adheres to the established requirements and practices in order to carry out the affirmative marketing procedure. The effectiveness of the County's affirmative marketing actions are evaluated annually and the County will take corrective actions if it finds that property owners fail to carry out required procedures. The County incorporates the affirmative marketing requirements into the affordable housing agreements and informs developers, owners and property management about ways to improve current procedures. Those who fail to meet the requirements or to make suggested improvements will be disqualified from future participation in the HOME Program.

Labor Compliance

The County provides "Labor Compliance Provisions" as an attachment to all HOME agreements, construction bids and construction contracts. Contractors/subcontractors attest, on a required form, that they have an Affirmative Action Program. The County hosts pre-construction meetings prior to the commencement of construction with contractors and subcontractors to review Labor

Compliance Provisions and requirements. The County maintains data on the ethnicity, race and gender of the contractors/subcontractors that enter into construction contracts with the County. The County's HOME agreement includes language regarding labor compliance and equal opportunity.

Section 3

The County's HOME agreement includes language regarding Section 3 requirements; employment, training, and contracting to low-income individuals and businesses of minority and women-owned contractors, and training opportunities. Contracts also require the inclusion of a Section 3 clause in every subcontract subject to compliance with regulations in 24 CFR Part 75.

Refer to IDIS reports to describe the amount and use of program income for projects, including the number of projects and owner and tenant characteristics

In 2022-2023, Riverside County received a total of \$305,858.23 HOME Program Income. This program income has been included in the 2022-2023 Action Plan and allocated toward the County's New Construction (NC).

Describe other actions taken to foster and maintain affordable housing. 91.220(k) (STATES ONLY: Including the coordination of LIHTC with the development of affordable housing). 91.320(j)

The County is vigorously obligating and expending funds to increase its efforts to create reasonable housing. In addition, the County remains forward forecasting as it relates to ensuring projects are in the pipeline for future unit creation.

First-Time Home Buyer (FTHB) Program: The FTHB Program provides HOME funds for down-payment assistance to low- and very low-income households that have not owned homes within a three-year period. The program is available for households with an annual income that is no greater than 80% of the area median income as published by HUD. The FTHB Program provides up to 20% of the purchase price with a 15-year affordability period as a "silent second" loan.

HOME Program - Affordable Multi-Family Housing: The HOME loan program requires a set aside of units affordable to targeted income level households in order to provide affordable housing throughout the area. The program offers gap financing in conjunction with Low Income Housing Tax Credits and Mortgage Revenue Bonds.

Legal instruments have been used to protect the affordability of the rental units, and the HOME affordability agreements provide the HUD-required rent limitations. Annual monitoring is performed by County staff to ensure compliance during the affordability period for all HOME projects.

CR-58 – Section 3

Identify the number of individuals assisted and the types of assistance provided

Total Labor Hours	CDBG	HOME	ESG	HOPWA	HTF
Total Number of Activities	3	0	0	0	0
Total Labor Hours	0	0	0	0	0
Total Section 3 Worker Hours	0	0	0	0	0
Total Targeted Section 3 Worker Hours	0	0	0	0	0

Table 14 – Total Labor Hours

Qualitative Efforts - Number of Activities by Program	CDBG	HOME	ESG	HOPWA	HTF
Outreach efforts to generate job applicants who are Public Housing Targeted Workers	0	0	0	0	0
Outreach efforts to generate job applicants who are Other Funding Targeted Workers.	0	0	0	0	0
Direct, on-the job training (including apprenticeships).	0	0	0	0	0
Indirect training such as arranging for, contracting for, or paying tuition for, off-site training.	0	0	0	0	0
Technical assistance to help Section 3 workers compete for jobs (e.g., resume assistance, coaching).	0	0	0	0	0
Outreach efforts to identify and secure bids from Section 3 business concerns.	0	0	0	0	0
Technical assistance to help Section 3 business concerns understand and bid on contracts.	0	0	0	0	0
Division of contracts into smaller jobs to facilitate participation by Section 3 business concerns.	0	0	0	0	0
Provided or connected residents with assistance in seeking employment including: drafting resumes, preparing for interviews, finding job opportunities, connecting residents to job placement services.	0	0	0	0	0
Held one or more job fairs.	0	0	0	0	0
Provided or connected residents with supportive services that can provide direct services or referrals.	0	0	0	0	0

Provided or connected residents with supportive services that provide one or more of the following: work readiness health screenings, interview clothing, uniforms, test fees, and transportation.	0	0	0	0	0
Assisted residents with finding childcare.	0	0	0	0	0
Assisted residents to apply for or attend community college or a four-year educational institution.	0	0	0	0	0
Assisted residents to apply for or attend vocational/technical training.	0	0	0	0	0
Assisted residents to obtain financial literacy training and/or coaching.	0	0	0	0	0
Bonding assistance, guarantees, or other efforts to support viable bids from Section 3 business concerns.	0	0	0	0	0
Provided or connected residents with training on computer use or online technologies.	0	0	0	0	0
Promoting the use of a business registry designed to create opportunities for disadvantaged and small businesses.	0	0	0	0	0
Outreach, engagement, or referrals with the state one-stop system, as designed in Section 121(e)(2) of the Workforce Innovation and Opportunity Act.	0	0	0	0	0
Other	0	0	0	0	0

Table 15 – Qualitative Efforts - Number of Activities by Program

Narrative

The County of Riverside Community & Housing Development includes Section 3 materials in all bid documentation, preconstruction meetings, and technical assistance sessions. Section 3 guidelines are also included in all funding agreements and contracts. In Fiscal year 2022-2023, no Section 3 business concerns were awarded contracts under the CDBG, HOME, and ESG programs. Contract activities were reviewed for Section 3 thresholds are based on HUD Federal Register the Final Rule, 85 FR 60907, published on September 29, 2020. The County of Riverside applied the established HUD’s regulation applicability threshold of \$200,000 for housing rehabilitation, housing construction, and other public construction projects assisted with housing and community development financial assistance. In an effort to meet the Section 3 benchmark, the County implemented Qualitative Efforts that consist of Direct, on-the-job training (including

apprenticeships) and Outreach efforts to identify and secure bids from Section 3 business concerns.

CR-60 - ESG 91.520(g) (ESG Recipients only)

ESG Supplement to the CAPER in *e-snaps*

For Paperwork Reduction Act

1. Recipient Information—All Recipients Complete

Basic Grant Information

Recipient Name	RIVERSIDE COUNTY
Organizational DUNS Number	064772721
EIN/TIN Number	956000930
Identify the Field Office	LOS ANGELES
Identify CoC(s) in which the recipient or subrecipient(s) will provide ESG assistance	Riverside City & County CoC

ESG Contact Name

Prefix	Mr.
First Name	Mike
Last Name	Walsh
Title	Deputy Director

ESG Contact Address

Street Address 1	3403 Tenth St., Suite 300
City	Riverside
State	CA
ZIP Code	92502
Phone Number	951.955.5934
Email Address	mfwalsh@rivco.org

ESG Secondary Contact

Prefix	Mr.
First Name	Juan
Last Name	Garcia
Title	Development Manager
Phone Number	951.955.8126
Email Address	jugarcia@rivco.org

2. Reporting Period—All Recipients Complete

Program Year Start Date 07/01/2022
Program Year End Date 06/30/2023

3a. Subrecipient Form – Complete one form for each subrecipient

Subrecipient or Contractor Name: PATH OF LIFE MINISTRIES

City: Riverside

State: CA

Zip Code: 92501, 4135

DUNS Number: 003364176

Is subrecipient a victim services provider: N

Subrecipient Organization Type: Other Non-Profit Organization

ESG Subgrant or Contract Award Amount: \$182,330

Subrecipient or Contractor Name: MARTHA'S VILLAGE & KITCHEN, INC

City: San Diego

State: CA

Zip Code: 92102, 3332

DUNS Number: 123443157

Is subrecipient a victim services provider: N

Subrecipient Organization Type: Other Non-Profit Organization

ESG Subgrant or Contract Award Amount: \$30,000

Subrecipient or Contractor Name: VALLEY RESTART EMERGENCY SHELTER

City: Hemet

State: CA

Zip Code: 92543, 1432

DUNS Number: 867800138

Is subrecipient a victim services provider: N

Subrecipient Organization Type: Other Non-Profit Organization

ESG Subgrant or Contract Award Amount: \$56,000

Subrecipient or Contractor Name: OPERATION SAFEHOUSE, INC.

City: Thousand Palms

State: CA

Zip Code: 92276, 3312

DUNS Number: 796391234

Is subrecipient a victim services provider: N

Subrecipient Organization Type: Other Non-Profit Organization

ESG Subgrant or Contract Award Amount: \$30,000

Subrecipient or Contractor Name: COACHELLA VALLEY RESCUE MISSION

City: Indio

State: CA

Zip Code: 92201, 7139

DUNS Number: 790591929

Is subrecipient a victim services provider: N

Subrecipient Organization Type: Other Non-Profit Organization

ESG Subgrant or Contract Award Amount: \$247,221

Subrecipient or Contractor Name: Operation Safehouse, Inc.

City: Riverside

State: CA

Zip Code: 92503, 3660

DUNS Number: 795391234

Is subrecipient a victim services provider: N

Subrecipient Organization Type: Other Non-Profit Organization

ESG Subgrant or Contract Award Amount: \$30,000

CR-65 - Persons Assisted

Victim Service Providers reported in this section ONLY, there were no victim services funded in 2022-23.

4. Persons Served

4a. Complete for Homelessness Prevention Activities

Number of Persons in Households	Total
Adults	0
Children	0
Don't Know/Refused/Other	0
Missing Information	0
Total	0

Table 16 – Household Information for Homeless Prevention Activities

4b. Complete for Rapid Re-Housing Activities

Number of Persons in Households	Total
Adults	78
Children	14
Don't Know/Refused/Other	0
Missing Information	0
Total	0

Table 17 – Household Information for Rapid Re-Housing Activities

4c. Complete for Shelter

Number of Persons in Households	Total
Adults	2374
Children	651
Don't Know/Refused/Other	0
Missing Information	0
Total	0

Table 18 – Shelter Information

4d. Street Outreach

Number of Persons in Households	Total
Adults	439
Children	7
Don't Know/Refused/Other	1
Missing Information	0
Total	0

Table 19 – Household Information for Street Outreach

4e. Totals for all Persons Served with ESG

Number of Persons in Households	Total
Adults	2891
Children	672
Don't Know/Refused/Other	1
Missing Information	0
Total	0

Table 20 – Household Information for Persons Served with ESG

5. Gender—Complete for All Activities

	Total
Male	1983
Female	1550
Transgender	27
Don't Know/Refused/Other	3
Missing Information	1
Total	0

Table 21 – Gender Information

6. Age—Complete for All Activities

	Total
Under 18	672
18-24	239
25 and over	2652
Don't Know/Refused/Other	1
Missing Information	0
Total	0

Table 22 – Age Information

7. Special Populations Served—Complete for All Activities

Number of Persons in Households

Subpopulation	Total	Total Persons Served – Prevention	Total Persons Served – RRH	Total Persons Served in Emergency Shelters
Veterans				
Victims of Domestic Violence	0	0	0	0
Elderly				
HIV/AIDS				
Chronically Homeless				
Persons with Disabilities:				
Severely Mentally Ill				
Chronic Substance Abuse				
Other Disability				
Total (unduplicated if possible)	0	0	0	0

Table 23 – Special Population Served

CR-65- ESG Data Collection

Starting in 2017, ESG recipients are required to use a new tool, SAGE, to report aggregated ESG Program report information. SAGE is configured to aggregate information from an HMIS and produce all statistical information required by HUD on program participants served in ESG-funded projects. This redesign aimed to align the ESG CAPER with the Continuum of Care (CoC) Program's Annual Performance Report (APR). Grant information in SAGE is populated on a regular basis from the grant application information in e-snaps and the financial information from the Line of Credit Control System (LOCCS). The information in SAGE replaces all data previously collected on screen CR-65. Due to victim service providers being prohibited from entering client-level data into a mainstream system, they must instead implement a comparable database with the functionality to generate the CSV CAPER file. There were no victim service providers funded in 2022-23. As the planning body, the CoC coordinates the community's policies, strategies, and activities toward ending homelessness and must also establish and consistently follow written standards for providing CoC assistance. In order to collect client-level data and data on the provision of housing and services provided to the homeless or those at risk of homelessness, a CoC must have an established Homeless Management Information System (HMIS). This type of system allows for standardized data collection from projects serving homeless families and individuals. Refer to the ESG-CAPER Annual Reporting Tool (SAGE) attachment for statistical information on program participants served. Through the data gathered, the CoC can measure performance at the system and project levels, including outcomes of projects funded under the ESG program. Data is also used to analyze needs, establish funding priorities, and measure the overall effectiveness of the homeless programs. The County of Riverside CoC implemented a Coordinated Entry System (CES) through the 25 Cities Project, a partnership with the U.S. Department of Housing and Urban Development (HUD), to eliminate homelessness among veterans by 2016 and chronic homelessness by 2020. The County was the first to reach functional zero for ending veterans' homelessness. The pilot in the Greater City of Riverside Area has been expanded countywide. A Coordinated Entry System Advisory Team was formed and continues to meet to develop written standards, policies, and guidelines for CES. The goal of a CES is that it covers a large geographic area for individuals and families seeking housing or services. The systems serve as a database to prioritize based on the highest level of need and include a comprehensive and standardized assessment tool. Participating agencies are responsible for engaging chronically homeless individuals and families through the use of Housing Navigators and a standardized vulnerability assessment and intake process that provides referrals to a centralized housing system that places priority on those who are at the highest risk with the most appropriate intervention rather than a "first come, first served" approach. Each assessment point of the coordinated system handles an initial, comprehensive assessment or screening of client needs, data entry, referrals, and,

potentially, program admissions. Ideally, these centers also serve as the main access points for prevention and diversion services. After an initial assessment, assessment center staff provides the necessary prevention or diversion services or admits or refers a family or individual to the program that is best equipped to get them into permanent housing as quickly as possible.

CR-70 – ESG 91.520(g) - Assistance Provided and Outcomes

8. Shelter Utilization

Number of New Units – Rehabbed	0
Number of New Units – Conversion	0
Total Number of bed - nights available	187,245
Total Number of bed - nights provided	163,389
Capacity Utilization	87.26%

Table 24 – Shelter Capacity

9. Project Outcomes Data measured under the performance standards developed in consultation with the CoC(s)

Based on standards and goals of the local CoC and the County’s written performance standards for providing ESG assistance, the County and sub-recipients must ensure that data on all persons served and all activities assisted under ESG are entered into a community-wide HMIS: HMIS is a mandatory comprehensive and standardized data collection tool used to track and consolidate data from projects serving homeless families and individuals. This performance data allows better coordination with other service providers and provides integration with other programs targeted to homeless people in the area covered by the CoC. Collecting quality data is a prerequisite for measuring outcomes and performance at the system and project level. Performance targets are established by program type for each County of Riverside CoC program. The performance targets currently used by the CoC are those established by HUD’s CoC performance standards. The County of Riverside CoC established a Standards and Evaluation Committee that reviews these standards on a regular basis and requests feedback and guidance from the CoC membership. The CoC membership consists of non-profit organizations, community and faith-based establishments, formerly homeless individuals, private industry, and federal, state, and local governments. The CoC Board of Governance will approve the performance measures report annually on behalf of the CoC membership, as required by HUD. ESG performance standards are followed per 24 CFR Part 576, including measures to evaluate the effectiveness of the program and measures to assess how well the program serves the targeted population. In consultation with the CoC, the County will continue to implement performance standards for measuring project outcomes and the overall effectiveness of providing services to those who are in the most need of assistance, reducing the number of people living on the streets or in emergency shelters, reducing the time people spend homeless, reducing program participants’ housing barriers or housing stability risks, reducing additional episodes of homelessness, reducing first-time homelessness, and facilitating job and income growth for persons who are homeless.

Of the 3,564 persons served, the length of stay for 0-7 days was 844 clients with 793 that left and 51 that stayed equally to a 93% rate of leavers. For emergency shelters, performance measurements included the number of clients exiting to permanent housing, increased income overall for adults at an exit or by the end of the operating year, and program bed utilization. Further, 1,982 had no income at the start, and 1,450 had income at the exit for a 73% increase in clients leaving with income. In addition, 2,083 clients received Medicaid, and 225 clients received Medicare Health Insurance. The gender of the 3,564 clients served was made up of 1,983 male, 1,550 female, 7 no single gender, 20 transgender, and 3 uncollected. The age range of the 3,564 served under 5 was 147. The age range of 5-12 years was 201; 13-17 was 324; 18-34 was 983; 35-54 was 1277; and 55-62+ was 631. There has been a slight increase compared to the previous year. For outreach services, performance measurements included the number of clients exiting to housing, increased income overall for adults at exit or by the end of the operating year, and linkages to condition-specific services. For rapid re-housing, performance measurements included the number of clients exiting to permanent housing, increased income overall for adults at exit or by the end of the operating year, rapid housing placement, and permanent housing retention.

CR-75 – Expenditures

11. Expenditures

11a. ESG Expenditures for Homelessness Prevention

	Dollar Amount of Expenditures in Program Year		
	2020	2021	2022
Expenditures for Rental Assistance	0	0	0
Expenditures for Housing Relocation and Stabilization Services - Financial Assistance	0	0	0
Expenditures for Housing Relocation & Stabilization Services - Services	0	0	0
Expenditures for Homeless Prevention under Emergency Shelter Grants Program	0	0	0
Subtotal Homelessness Prevention	0	0	0

Table 25 – ESG Expenditures for Homelessness Prevention

11b. ESG Expenditures for Rapid Re-Housing

	Dollar Amount of Expenditures in Program Year		
	2020	2021	2022
Expenditures for Rental Assistance	74,680	139,190	80,262
Expenditures for Housing Relocation and Stabilization Services - Financial Assistance	25,230	19,778	39,610
Expenditures for Housing Relocation & Stabilization Services - Services	34,159	54,782	82,349
Expenditures for Homeless Assistance under Emergency Shelter Grants Program	0	0	0
Subtotal Rapid Re-Housing	134,069	213,750	202,221

Table 26 – ESG Expenditures for Rapid Re-Housing

11c. ESG Expenditures for Emergency Shelter

	Dollar Amount of Expenditures in Program Year		
	2020	2021	2022
Essential Services	135,676	215,106	177,439
Operations	158,824	114,894	78,274
Renovation	0	0	0
Major Rehab	0	0	0
Conversion	0	0	0
Subtotal	294,500	330,000	255,713

Table 27 – ESG Expenditures for Emergency Shelter

11d. Other Grant Expenditures

	Dollar Amount of Expenditures in Program Year		
	2020	2021	2022
Street Outreach	165,013	44,978	117,617
HMIS	0	0	0
Administration	48,128	47,735	46,666

Table 28 - Other Grant Expenditures

11e. Total ESG Grant Funds

Total ESG Funds Expended	2020	2021	2022
	641,710	636,463	622,217

Table 29 - Total ESG Funds Expended

11f. Match Source

	2020	2021	2022
Other Non-ESG HUD Funds	423,880	294,085	34,550
Other Federal Funds	875,126	667,082	1,285,024
State Government	112,266	329,088	135,478
Local Government	1,958,586	688,473	735,322
Private Funds	471,088	659,722	327,594
Other	308,835	659,669	1,625,167
Fees	0	0	0
Program Income	0	0	0
Total Match Amount	4,149,781	3,298,119	4,143,135

Table 30 - Other Funds Expended on Eligible ESG Activities

11g. Total

Total Amount of Funds Expended on ESG Activities	2020	2021	2022
	4,791,491	3,934,582	4,765,352

Table 31 - Total Amount of Funds Expended on ESG Activities

CR75 - Narrative

In FY 2022-2023, the \$622,217 ESG allocation was distributed to five (5) organizations for emergency shelters, rapid re-housing, outreach services, and HWS staff administration costs. Eligible recipients included nonprofits and public agencies. During the 2022-2023 program year, the County and sub-recipients expended approximately \$622,217 on ESG activities. Services were provided throughout the County and cooperating cities. The County's ESG grant funds were matched far in excess of the required 100% match amount detailed in Section CR-75.

In FY 2022-2023, ESG funds were expended for the following non-administrative activities: \$255,713.29 in assistance to emergency/transitional shelters which benefited 3,025 homeless

persons; \$117,616.71 in outreach assistance which benefited 447 homeless persons; and \$202,221 assisted 92 eligible persons with rapid re-housing assistance.

As a requirement of the ESG Federal Regulations 24 CFR 576, a recipient must make matching contributions to supplement the recipient's ESG program in an amount that equals the amount of ESG funds provided by HUD. Matching contributions, referred to as "leveraging", may be obtained from any eligible source, including any Federal source other than the ESG program, as well as state, local, and private sources. Additional requirements apply to matching contributions from a federal source of funds. Matching contributions for 2022-23 were \$4,146,135.25. Applicants are encouraged to utilize the greatest amount of leveraging possible to improve the competitiveness of their proposal.

APPENDIX A

PR26 – CDBG AND CDBG-CV FINANCIAL SUMMARY

PR23 – HOME FINANCIAL SUMMARY



Office of Community Planning and Development
 U.S. Department of Housing and Urban Development
 Integrated Disbursement and Information System
 PR26 - CDBG Financial Summary Report
 Program Year 2022
 RIVERSIDE COUNTY , CA

DATE: 08-25-23
 TIME: 18:44
 PAGE: 1

PART I: SUMMARY OF CDBG RESOURCES

01 UNEXPENDED CDBG FUNDS AT END OF PREVIOUS PROGRAM YEAR	12,163,257.05
02 ENTITLEMENT GRANT	7,686,253.00
03 SURPLUS URBAN RENEWAL	0.00
04 SECTION 108 GUARANTEED LOAN FUNDS	0.00
05 CURRENT YEAR PROGRAM INCOME	81,090.83
05a CURRENT YEAR SECTION 108 PROGRAM INCOME (FOR SI TYPE)	0.00
06 FUNDS RETURNED TO THE LINE-OF-CREDIT	0.00
06a FUNDS RETURNED TO THE LOCAL CDBG ACCOUNT	46,249.97
07 ADJUSTMENT TO COMPUTE TOTAL AVAILABLE	0.00
08 TOTAL AVAILABLE (SUM, LINES 01-07)	19,976,850.85

PART II: SUMMARY OF CDBG EXPENDITURES

09 DISBURSEMENTS OTHER THAN SECTION 108 REPAYMENTS AND PLANNING/ADMINISTRATION	3,766,090.78
10 ADJUSTMENT TO COMPUTE TOTAL AMOUNT SUBJECT TO LOW/MOD BENEFIT	0.00
11 AMOUNT SUBJECT TO LOW/MOD BENEFIT (LINE 09 + LINE 10)	3,766,090.78
12 DISBURSED IN IDIS FOR PLANNING/ADMINISTRATION	1,323,349.14
13 DISBURSED IN IDIS FOR SECTION 108 REPAYMENTS	0.00
14 ADJUSTMENT TO COMPUTE TOTAL EXPENDITURES	0.00
15 TOTAL EXPENDITURES (SUM, LINES 11-14)	5,089,439.92
16 UNEXPENDED BALANCE (LINE 08 - LINE 15)	14,887,410.93

PART III: LOWMOD BENEFIT THIS REPORTING PERIOD

17 EXPENDED FOR LOW/MOD HOUSING IN SPECIAL AREAS	0.00
18 EXPENDED FOR LOW/MOD MULTI-UNIT HOUSING	141,380.17
19 DISBURSED FOR OTHER LOW/MOD ACTIVITIES	3,624,710.61
20 ADJUSTMENT TO COMPUTE TOTAL LOW/MOD CREDIT	0.00
21 TOTAL LOW/MOD CREDIT (SUM, LINES 17-20)	3,766,090.78
22 PERCENT LOW/MOD CREDIT (LINE 21/LINE 11)	100.00%

LOW/MOD BENEFIT FOR MULTI-YEAR CERTIFICATIONS

23 PROGRAM YEARS(PY) COVERED IN CERTIFICATION	PY: 2021 PY: 2022 PY: 2023
24 CUMULATIVE NET EXPENDITURES SUBJECT TO LOW/MOD BENEFIT CALCULATION	3,766,090.78
25 CUMULATIVE EXPENDITURES BENEFITING LOW/MOD PERSONS	3,766,090.78
26 PERCENT BENEFIT TO LOW/MOD PERSONS (LINE 25/LINE 24)	100.00%

PART IV: PUBLIC SERVICE (PS) CAP CALCULATIONS

27 DISBURSED IN IDIS FOR PUBLIC SERVICES	835,326.08
28 PS UNLIQUIDATED OBLIGATIONS AT END OF CURRENT PROGRAM YEAR	0.00
29 PS UNLIQUIDATED OBLIGATIONS AT END OF PREVIOUS PROGRAM YEAR	0.00
30 ADJUSTMENT TO COMPUTE TOTAL PS OBLIGATIONS	0.00
31 TOTAL PS OBLIGATIONS (LINE 27 + LINE 28 - LINE 29 + LINE 30)	835,326.08
32 ENTITLEMENT GRANT	7,686,253.00
33 PRIOR YEAR PROGRAM INCOME	6,702.76
34 ADJUSTMENT TO COMPUTE TOTAL SUBJECT TO PS CAP	0.00
35 TOTAL SUBJECT TO PS CAP (SUM, LINES 32-34)	7,692,955.76
36 PERCENT FUNDS OBLIGATED FOR PS ACTIVITIES (LINE 31/LINE 35)	10.86%

PART V: PLANNING AND ADMINISTRATION (PA) CAP

37 DISBURSED IN IDIS FOR PLANNING/ADMINISTRATION	1,323,349.14
38 PA UNLIQUIDATED OBLIGATIONS AT END OF CURRENT PROGRAM YEAR	1,290,041.57
39 PA UNLIQUIDATED OBLIGATIONS AT END OF PREVIOUS PROGRAM YEAR	1,118,034.71
40 ADJUSTMENT TO COMPUTE TOTAL PA OBLIGATIONS	0.00
41 TOTAL PA OBLIGATIONS (LINE 37 + LINE 38 - LINE 39 +LINE 40)	1,495,356.00
42 ENTITLEMENT GRANT	7,686,253.00
43 CURRENT YEAR PROGRAM INCOME	81,090.83
44 ADJUSTMENT TO COMPUTE TOTAL SUBJECT TO PA CAP	0.00
45 TOTAL SUBJECT TO PA CAP (SUM, LINES 42-44)	7,767,343.83
46 PERCENT FUNDS OBLIGATED FOR PA ACTIVITIES (LINE 41/LINE 45)	19.25%



Office of Community Planning and Development
 U.S. Department of Housing and Urban Development
 Integrated Disbursement and Information System
 PR26 - CDBG Financial Summary Report
 Program Year 2022
 RIVERSIDE COUNTY , CA

DATE: 08-25-23
 TIME: 18:44
 PAGE: 2

LINE 17 DETAIL: ACTIVITIES TO CONSIDER IN DETERMINING THE AMOUNT TO ENTER ON LINE 17

No data returned for this view. This might be because the applied filter excludes all data.

LINE 18 DETAIL: ACTIVITIES TO CONSIDER IN DETERMINING THE AMOUNT TO ENTER ON LINE 18

Plan Year	IDIS Project	IDIS	Activity	Activity Name	Matrix Code	National Objective	Drawn Amount
2021	77	6525		9.224-21 - Desert Rose Apartments Renovation Project	14B	LMH	\$140,790.11
2022	78	6719		9.232-22 - Desert Rose Apartments Renovation Project Phase II	14B	LMH	\$590.06
					14B	Matrix Code	\$141,380.17
Total							\$141,380.17

LINE 19 DETAIL: ACTIVITIES INCLUDED IN THE COMPUTATION OF LINE 19

Plan Year	IDIS Project	IDIS Activity	Voucher Number	Activity Name	Matrix Code	National Objective	Drawn Amount
2020	73	6448	6683277	5.BN.49-20 - City of Banning Senior Center ADA Improvement	03A	LMC	\$104.37
2020	73	6448	6684878	5.BN.49-20 - City of Banning Senior Center ADA Improvement	03A	LMC	\$6,377.21
2020	73	6448	6698305	5.BN.49-20 - City of Banning Senior Center ADA Improvement	03A	LMC	\$148.04
2020	73	6448	6701520	5.BN.49-20 - City of Banning Senior Center ADA Improvement	03A	LMC	\$110.77
2020	73	6448	6703719	5.BN.49-20 - City of Banning Senior Center ADA Improvement	03A	LMC	\$119.63
2021	76	6605	6676478	5.CM.01-21 - Norton Younglove Senior Center ADA Improvements	03A	LMC	\$99.79
2021	76	6605	6683292	5.CM.01-21 - Norton Younglove Senior Center ADA Improvements	03A	LMC	\$737.21
2021	76	6605	6690261	5.CM.01-21 - Norton Younglove Senior Center ADA Improvements	03A	LMC	\$98.69
2021	76	6605	6691055	5.CM.01-21 - Norton Younglove Senior Center ADA Improvements	03A	LMC	\$154.13
2021	76	6605	6698318	5.CM.01-21 - Norton Younglove Senior Center ADA Improvements	03A	LMC	\$197.38
2021	76	6605	6703721	5.CM.01-21 - Norton Younglove Senior Center ADA Improvements	03A	LMC	\$119.63
2021	76	6605	6714397	5.CM.01-21 - Norton Younglove Senior Center ADA Improvements	03A	LMC	\$142.84
2021	76	6605	6719273	5.CM.01-21 - Norton Younglove Senior Center ADA Improvements	03A	LMC	\$101.29
2021	76	6605	6723120	5.CM.01-21 - Norton Younglove Senior Center ADA Improvements	03A	LMC	\$43,764.31
2021	76	6605	6728639	5.CM.01-21 - Norton Younglove Senior Center ADA Improvements	03A	LMC	\$74.19
2021	76	6605	6736504	5.CM.01-21 - Norton Younglove Senior Center ADA Improvements	03A	LMC	\$163.00
2021	76	6605	6763953	5.CM.01-21 - Norton Younglove Senior Center ADA Improvements	03A	LMC	\$2,303.39
2021	76	6605	6766041	5.CM.01-21 - Norton Younglove Senior Center ADA Improvements	03A	LMC	\$102.20
2022	75	6698	6711770	5.CM.03-22 - Norton Younglove Senior Center ADA Improvements II	03A	LMC	\$99.79
2022	75	6698	6795779	5.CM.03-22 - Norton Younglove Senior Center ADA Improvements II	03A	LMC	\$384.83
					03A	Matrix Code	\$55,402.69
2016	101	5938	6676473	3.129-16 - San Jacinto Mountain Community Center Project	03E	LMA	\$349.26
2016	101	5938	6683277	3.129-16 - San Jacinto Mountain Community Center Project	03E	LMA	\$693.24
2016	101	5938	6690257	3.129-16 - San Jacinto Mountain Community Center Project	03E	LMA	\$246.74
2016	101	5938	6692857	3.129-16 - San Jacinto Mountain Community Center Project	03E	LMA	\$45,855.19
2016	101	5938	6692876	3.129-16 - San Jacinto Mountain Community Center Project	03E	LMA	\$1,581.11
2016	101	5938	6692895	3.129-16 - San Jacinto Mountain Community Center Project	03E	LMA	\$50,845.56
2016	101	5938	6698297	3.129-16 - San Jacinto Mountain Community Center Project	03E	LMA	\$197.38
2016	101	5938	6701519	3.129-16 - San Jacinto Mountain Community Center Project	03E	LMA	\$221.52
2016	101	5938	6703717	3.129-16 - San Jacinto Mountain Community Center Project	03E	LMA	\$358.89
2016	101	5938	6703741	3.129-16 - San Jacinto Mountain Community Center Project	03E	LMA	\$19,741.00
2016	101	5938	6714396	3.129-16 - San Jacinto Mountain Community Center Project	03E	LMA	\$285.69
2016	101	5938	6719222	3.129-16 - San Jacinto Mountain Community Center Project	03E	LMA	\$50.64
2016	101	5938	6723146	3.129-16 - San Jacinto Mountain Community Center Project	03E	LMA	\$46,905.25
2016	101	5938	6723167	3.129-16 - San Jacinto Mountain Community Center Project	03E	LMA	\$1.00
2016	101	5938	6728639	3.129-16 - San Jacinto Mountain Community Center Project	03E	LMA	\$445.13
2016	101	5938	6736504	3.129-16 - San Jacinto Mountain Community Center Project	03E	LMA	\$54.33
2016	101	5938	6742462	3.129-16 - San Jacinto Mountain Community Center Project	03E	LMA	\$145.58
2016	101	5938	6747301	3.129-16 - San Jacinto Mountain Community Center Project	03E	LMA	\$225.73
2016	101	5938	6756141	3.129-16 - San Jacinto Mountain Community Center Project	03E	LMA	\$97.05
2016	101	5938	6760012	3.129-16 - San Jacinto Mountain Community Center Project	03E	LMA	\$111.82
2016	101	5938	6766041	3.129-16 - San Jacinto Mountain Community Center Project	03E	LMA	\$102.20
2016	101	5938	6776110	3.129-16 - San Jacinto Mountain Community Center Project	03E	LMA	\$430.21
2016	101	5938	6781265	3.129-16 - San Jacinto Mountain Community Center Project	03E	LMA	\$16,743.75
2016	101	5938	6781384	3.129-16 - San Jacinto Mountain Community Center Project	03E	LMA	\$108.67
2016	101	5938	6795772	3.129-16 - San Jacinto Mountain Community Center Project	03E	LMA	\$146.15
2016	101	5938	6795786	3.129-16 - San Jacinto Mountain Community Center Project	03E	LMA	\$110.88
2016	101	5938	6795817	3.129-16 - San Jacinto Mountain Community Center Project	03E	LMA	\$23,951.36
2021	81	6616	6670370	1.120-21 - Lakeland Village Community Center Improvement Project Phase II	03E	LMA	\$150.90
2021	81	6616	6676473	1.120-21 - Lakeland Village Community Center Improvement Project Phase II	03E	LMA	\$332.59



Office of Community Planning and Development
 U.S. Department of Housing and Urban Development
 Integrated Disbursement and Information System
 PR26 - CDBG Financial Summary Report
 Program Year 2022
 RIVERSIDE COUNTY , CA

DATE: 08-25-23
 TIME: 18:44
 PAGE: 3

Plan Year	IDIS Project	IDIS Activity	Voucher Number	Activity Name	Matrix Code	National Objective	Drawn Amount
2021	81	6616	6683277	1.120-21 - Lakeland Village Community Center Improvement Project Phase II	03E	LMA	\$1,017.74
2021	81	6616	6684878	1.120-21 - Lakeland Village Community Center Improvement Project Phase II	03E	LMA	\$301.80
2021	81	6616	6688014	1.120-21 - Lakeland Village Community Center Improvement Project Phase II	03E	LMA	\$150.90
2021	81	6616	6690257	1.120-21 - Lakeland Village Community Center Improvement Project Phase II	03E	LMA	\$559.55
2021	81	6616	6698297	1.120-21 - Lakeland Village Community Center Improvement Project Phase II	03E	LMA	\$284.64
2021	81	6616	6701519	1.120-21 - Lakeland Village Community Center Improvement Project Phase II	03E	LMA	\$402.31
2021	81	6616	6703717	1.120-21 - Lakeland Village Community Center Improvement Project Phase II	03E	LMA	\$280.92
2021	81	6616	6711758	1.120-21 - Lakeland Village Community Center Improvement Project Phase II	03E	LMA	\$288.68
2021	81	6616	6763937	1.120-21 - Lakeland Village Community Center Improvement Project Phase II	03E	LMA	\$105,599.49
2021	83	6623	6676480	1.121-21 - Mead Valley Community Center Improvement Project	03E	LMA	\$95.03
2021	83	6623	6683296	1.121-21 - Mead Valley Community Center Improvement Project	03E	LMA	\$93.36
2021	83	6623	6773081	1.121-21 - Mead Valley Community Center Improvement Project	03E	LMA	\$16,326.81
2021	84	6624	6676478	1.122-21 - Good Hope Community Center Improvement Project	03E	LMA	\$644.76
2021	84	6624	6683292	1.122-21 - Good Hope Community Center Improvement Project	03E	LMA	\$1,064.10
2021	84	6624	6690261	1.122-21 - Good Hope Community Center Improvement Project	03E	LMA	\$950.12
2021	84	6624	6698318	1.122-21 - Good Hope Community Center Improvement Project	03E	LMA	\$379.53
2021	84	6624	6701522	1.122-21 - Good Hope Community Center Improvement Project	03E	LMA	\$536.42
2021	84	6624	6703721	1.122-21 - Good Hope Community Center Improvement Project	03E	LMA	\$374.56
2021	84	6624	6711760	1.122-21 - Good Hope Community Center Improvement Project	03E	LMA	\$384.90
2021	84	6624	6714397	1.122-21 - Good Hope Community Center Improvement Project	03E	LMA	\$137.00
2021	84	6624	6723104	1.122-21 - Good Hope Community Center Improvement Project	03E	LMA	\$329.23
2021	84	6624	6723109	1.122-21 - Good Hope Community Center Improvement Project	03E	LMA	\$764.87
2021	84	6624	6728648	1.122-21 - Good Hope Community Center Improvement Project	03E	LMA	\$42.15
2021	84	6624	6760025	1.122-21 - Good Hope Community Center Improvement Project	03E	LMA	\$111.82
2021	84	6624	6763953	1.122-21 - Good Hope Community Center Improvement Project	03E	LMA	\$1,201.25
					03E	Matrix Code	\$342,810.76
2019	76	6318	6688014	5.BEA-40-19 - Rangel Park Improvements Phase II	03F	LMA	\$83,081.35
2019	76	6318	6688424	5.BEA-40-19 - Rangel Park Improvements Phase II	03F	LMA	\$504.31
2019	76	6318	6690257	5.BEA-40-19 - Rangel Park Improvements Phase II	03F	LMA	\$49.35
2019	77	6317	6742366	5.BN.43-19 - Dysart Park Improvement	03F	LMA	\$4,814.60
2020	57	6428	6670378	4.252-20 - Mecca Sports Park	03F	LMA	\$11,615.52
2020	57	6428	6676473	4.252-20 - Mecca Sports Park	03F	LMA	\$205.78
2020	57	6428	6684885	4.252-20 - Mecca Sports Park	03F	LMA	\$9,714.46
2020	57	6428	6692900	4.252-20 - Mecca Sports Park	03F	LMA	\$8,687.25
2020	57	6428	6698297	4.252-20 - Mecca Sports Park	03F	LMA	\$144.09
2020	57	6428	6701519	4.252-20 - Mecca Sports Park	03F	LMA	\$173.16
2020	57	6428	6703743	4.252-20 - Mecca Sports Park	03F	LMA	\$2,590.77
2020	57	6428	6719222	4.252-20 - Mecca Sports Park	03F	LMA	\$71.85
2020	57	6428	6723104	4.252-20 - Mecca Sports Park	03F	LMA	\$54.68
2020	57	6428	6766041	4.252-20 - Mecca Sports Park	03F	LMA	\$140.30
2020	57	6428	6776110	4.252-20 - Mecca Sports Park	03F	LMA	\$151.79
2020	57	6428	6781384	4.252-20 - Mecca Sports Park	03F	LMA	\$52.99
2020	57	6428	6795772	4.252-20 - Mecca Sports Park	03F	LMA	\$105.39
2020	61	6432	6676473	4.CO.24-20 - Bagdoura Park Rehabilitation Project	03F	LMA	\$102.89
2020	61	6432	6683277	4.CO.24-20 - Bagdoura Park Rehabilitation Project	03F	LMA	\$2,660.51
2020	61	6432	6690257	4.CO.24-20 - Bagdoura Park Rehabilitation Project	03F	LMA	\$498.89
2020	61	6432	6698297	4.CO.24-20 - Bagdoura Park Rehabilitation Project	03F	LMA	\$480.30
2020	61	6432	6701519	4.CO.24-20 - Bagdoura Park Rehabilitation Project	03F	LMA	\$288.61
2020	61	6432	6703717	4.CO.24-20 - Bagdoura Park Rehabilitation Project	03F	LMA	\$693.70
2020	61	6432	6703722	4.CO.24-20 - Bagdoura Park Rehabilitation Project	03F	LMA	\$729.56
2020	61	6432	6711765	4.CO.24-20 - Bagdoura Park Rehabilitation Project	03F	LMA	\$1,961.11
2020	61	6432	6719274	4.CO.24-20 - Bagdoura Park Rehabilitation Project	03F	LMA	\$365.21
2020	61	6432	6723108	4.CO.24-20 - Bagdoura Park Rehabilitation Project	03F	LMA	\$186.08
2020	61	6432	6728644	4.CO.24-20 - Bagdoura Park Rehabilitation Project	03F	LMA	\$216.81
2020	61	6432	6736512	4.CO.24-20 - Bagdoura Park Rehabilitation Project	03F	LMA	\$278.83
2020	61	6432	6742466	4.CO.24-20 - Bagdoura Park Rehabilitation Project	03F	LMA	\$246.82
2020	61	6432	6747313	4.CO.24-20 - Bagdoura Park Rehabilitation Project	03F	LMA	\$894.29
2020	61	6432	6760022	4.CO.24-20 - Bagdoura Park Rehabilitation Project	03F	LMA	\$93.51
2020	61	6432	6766044	4.CO.24-20 - Bagdoura Park Rehabilitation Project	03F	LMA	\$163.68
2020	61	6432	6776104	4.CO.24-20 - Bagdoura Park Rehabilitation Project	03F	LMA	\$187.60
2020	61	6432	6776115	4.CO.24-20 - Bagdoura Park Rehabilitation Project	03F	LMA	\$213.79
2020	61	6432	6780840	4.CO.24-20 - Bagdoura Park Rehabilitation Project	03F	LMA	\$43,777.48
2020	61	6432	6780843	4.CO.24-20 - Bagdoura Park Rehabilitation Project	03F	LMA	\$122,799.81
2020	61	6432	6781383	4.CO.24-20 - Bagdoura Park Rehabilitation Project	03F	LMA	\$261.35
2020	61	6432	6795771	4.CO.24-20 - Bagdoura Park Rehabilitation Project	03F	LMA	\$184.43
2020	68	6439	6688034	5.BEA.44-20 - Rangel Park Improvements	03F	LMA	\$40,540.86
2020	68	6439	6690257	5.BEA.44-20 - Rangel Park Improvements	03F	LMA	\$49.35
2020	68	6439	6698297	5.BEA.44-20 - Rangel Park Improvements	03F	LMA	\$98.69
2020	68	6439	6701519	5.BEA.44-20 - Rangel Park Improvements	03F	LMA	\$55.38
2020	71	6442	6676473	5.BN.48-20 - Repplier Park Rehabilitation and Improvement Project	03F	LMA	\$99.79
2020	71	6442	6683277	5.BN.48-20 - Repplier Park Rehabilitation and Improvement Project	03F	LMA	\$890.67



Office of Community Planning and Development
 U.S. Department of Housing and Urban Development
 Integrated Disbursement and Information System
 PR26 - CDBG Financial Summary Report
 Program Year 2022
 RIVERSIDE COUNTY , CA

DATE: 08-25-23
 TIME: 18:44
 PAGE: 4

Plan Year	IDIS Project	IDIS Activity	Voucher Number	Activity Name	Matrix Code	National Objective	Drawn Amount
2020	71	6442	6701519	5.BN.48-20 - Repplier Park Rehabilitation and Improvement Project	03F	LMA	\$110.77
2020	71	6442	6711758	5.BN.48-20 - Repplier Park Rehabilitation and Improvement Project	03F	LMA	\$124.59
2020	71	6442	6714396	5.BN.48-20 - Repplier Park Rehabilitation and Improvement Project	03F	LMA	\$142.84
2020	71	6442	6719222	5.BN.48-20 - Repplier Park Rehabilitation and Improvement Project	03F	LMA	\$101.29
2020	71	6442	6728639	5.BN.48-20 - Repplier Park Rehabilitation and Improvement Project	03F	LMA	\$148.37
2020	71	6442	6736504	5.BN.48-20 - Repplier Park Rehabilitation and Improvement Project	03F	LMA	\$108.67
2020	71	6442	6747301	5.BN.48-20 - Repplier Park Rehabilitation and Improvement Project	03F	LMA	\$124.45
2020	71	6442	6765808	5.BN.48-20 - Repplier Park Rehabilitation and Improvement Project	03F	LMA	\$7,687.50
2020	71	6442	6776110	5.BN.48-20 - Repplier Park Rehabilitation and Improvement Project	03F	LMA	\$100.27
2020	71	6442	6781384	5.BN.48-20 - Repplier Park Rehabilitation and Improvement Project	03F	LMA	\$271.67
2020	71	6442	6795772	5.BN.48-20 - Repplier Park Rehabilitation and Improvement Project	03F	LMA	\$433.53
2021	54	6584	6691055	4.264-21 - Westside Elementary School Playground Improvements	03F	LMA	\$159.20
2021	56	6586	6691055	4.266-21 - John Kelley Elementary School Playground Improvements	03F	LMA	\$318.40
2021	66	6595	6691055	4.BL.54-21 - Park Improvements	03F	LMA	\$159.20
2021	66	6595	6747313	4.BL.54-21 - Park Improvements	03F	LMA	\$296.93
2021	66	6595	6795779	4.BL.54-21 - Park Improvements	03F	LMA	\$184.44
2021	67	6596	6747301	4.CO.25-21 - Bagdouma Park Rehabilitation Project, Phase II	03F	LMA	\$127.76
2021	68	6597	6698318	4.DHS.34-21 - Park Improvements	03F	LMA	\$96.06
2021	68	6597	6701522	4.DHS.34-21 - Park Improvements	03F	LMA	\$115.44
2021	68	6597	6703721	4.DHS.34-21 - Park Improvements	03F	LMA	\$328.45
2021	68	6597	6711760	4.DHS.34-21 - Park Improvements	03F	LMA	\$588.34
2021	68	6597	6714397	4.DHS.34-21 - Park Improvements	03F	LMA	\$951.03
2021	68	6597	6719273	4.DHS.34-21 - Park Improvements	03F	LMA	\$437.06
2021	68	6597	6723104	4.DHS.34-21 - Park Improvements	03F	LMA	\$54.68
2021	68	6597	6728639	4.DHS.34-21 - Park Improvements	03F	LMA	\$108.41
2021	68	6597	6736504	4.DHS.34-21 - Park Improvements	03F	LMA	\$528.99
2021	68	6597	6742462	4.DHS.34-21 - Park Improvements	03F	LMA	\$143.90
2021	68	6597	6760012	4.DHS.34-21 - Park Improvements	03F	LMA	\$70.13
2021	68	6597	6776110	4.DHS.34-21 - Park Improvements	03F	LMA	\$142.70
2021	68	6597	6795772	4.DHS.34-21 - Park Improvements	03F	LMA	\$52.70
2021	72	6601	6691055	5.BN.51-21 - Lion's Park Project	03F	LMA	\$156.01
2021	73	6602	6691055	5.BN.52-21 - Roosevelt Williams Park Project	03F	LMA	\$156.01
2021	74	6603	6691055	5.BN.53-21 - Sylvan Park Improvement Project	03F	LMA	\$156.01
2022	27	6651	6711770	1.LE.84-22 - City Park Improvements	03F	LMA	\$199.57
2022	27	6651	6766044	1.LE.84-22 - City Park Improvements	03F	LMA	\$102.20
2022	27	6651	6776115	1.LE.84-22 - City Park Improvements	03F	LMA	\$200.53
2022	32	6656	6691055	2.NR.60-22 - Pikes Peak Park ADA Synthetic Poured In Place Surface Project	03F	LMC	\$102.76
2022	32	6656	6711770	2.NR.60-22 - Pikes Peak Park ADA Synthetic Poured In Place Surface Project	03F	LMC	\$289.40
2022	32	6656	6723108	2.NR.60-22 - Pikes Peak Park ADA Synthetic Poured In Place Surface Project	03F	LMC	\$167.73
2022	32	6656	6736512	2.NR.60-22 - Pikes Peak Park ADA Synthetic Poured In Place Surface Project	03F	LMC	\$163.00
2022	32	6656	6742466	2.NR.60-22 - Pikes Peak Park ADA Synthetic Poured In Place Surface Project	03F	LMC	\$97.05
2022	32	6656	6747313	2.NR.60-22 - Pikes Peak Park ADA Synthetic Poured In Place Surface Project	03F	LMC	\$355.34
2022	32	6656	6766044	2.NR.60-22 - Pikes Peak Park ADA Synthetic Poured In Place Surface Project	03F	LMC	\$76.65
2022	32	6656	6776115	2.NR.60-22 - Pikes Peak Park ADA Synthetic Poured In Place Surface Project	03F	LMC	\$47.43
2022	58	6683	6714398	4.283-22 - Thermal Community Park Project	03F	LMA	\$481.77
2022	58	6683	6719274	4.283-22 - Thermal Community Park Project	03F	LMA	\$143.69
2022	58	6683	6723108	4.283-22 - Thermal Community Park Project	03F	LMA	\$246.06
2022	58	6683	6728644	4.283-22 - Thermal Community Park Project	03F	LMA	\$320.31
2022	58	6683	6736512	4.283-22 - Thermal Community Park Project	03F	LMA	\$81.32
2022	58	6683	6742466	4.283-22 - Thermal Community Park Project	03F	LMA	\$47.96
2022	58	6683	6747313	4.283-22 - Thermal Community Park Project	03F	LMA	\$188.05
2022	64	6689	6714398	4.DHS.36-22 - Mission Springs Park Improvements	03F	LMA	\$60.22
2022	64	6689	6719274	4.DHS.36-22 - Mission Springs Park Improvements	03F	LMA	\$95.79
2022	64	6689	6723108	4.DHS.36-22 - Mission Springs Park Improvements	03F	LMA	\$82.02
2022	64	6689	6728644	4.DHS.36-22 - Mission Springs Park Improvements	03F	LMA	\$266.93
2022	64	6689	6736512	4.DHS.36-22 - Mission Springs Park Improvements	03F	LMA	\$54.21
2022	73	6696	6711770	5.BN.58-22 - Sylvan Park Improvement Project II	03F	LMA	\$99.79
2022	74	6697	6711770	5.BN.59-22 - Lions Park Project II	03F	LMA	\$99.79
					03F	Matrix Code	\$359,933.01
2022	60	6685	6714397	4.285-22 - Automatic Security Gates	03G	LMC	\$301.10
2022	60	6685	6719273	4.285-22 - Automatic Security Gates	03G	LMC	\$215.54
2022	60	6685	6723104	4.285-22 - Automatic Security Gates	03G	LMC	\$54.68
2022	60	6685	6728639	4.285-22 - Automatic Security Gates	03G	LMC	\$53.38
2022	60	6685	6736504	4.285-22 - Automatic Security Gates	03G	LMC	\$135.52
2022	60	6685	6742462	4.285-22 - Automatic Security Gates	03G	LMC	\$95.93
2022	60	6685	6747301	4.285-22 - Automatic Security Gates	03G	LMC	\$222.70
2022	60	6685	6776110	4.285-22 - Automatic Security Gates	03G	LMC	\$166.75
2022	68	6693	6711770	5.112-22 - Bogart Regional Park ADA Parking Lot Improvements	03G	LMC	\$309.29
2022	68	6693	6728644	5.112-22 - Bogart Regional Park ADA Parking Lot Improvements	03G	LMC	\$74.19
2022	68	6693	6736512	5.112-22 - Bogart Regional Park ADA Parking Lot Improvements	03G	LMC	\$163.00
2022	68	6693	6756142	5.112-22 - Bogart Regional Park ADA Parking Lot Improvements	03G	LMC	\$194.10



Office of Community Planning and Development
 U.S. Department of Housing and Urban Development
 Integrated Disbursement and Information System

DATE: 08-25-23
 TIME: 18:44
 PAGE: 5

PR26 - CDBG Financial Summary Report
 Program Year 2022
 RIVERSIDE COUNTY, CA

Plan Year	IDIS Project	IDIS Activity	Voucher Number	Activity Name	Matrix Code	National Objective	Drawn Amount
2022	68	6693	6760022	5.112-22 - Bogart Regional Park ADA Parking Lot Improvements	03G	LMC	\$111.82
2022	68	6693	6776115	5.112-22 - Bogart Regional Park ADA Parking Lot Improvements	03G	LMC	\$401.08
2022	68	6693	6795779	5.112-22 - Bogart Regional Park ADA Parking Lot Improvements	03G	LMC	\$160.59
					03G	Matrix Code	\$2,659.67
2021	82	6619	6676478	5.110-21 - Whitewater Community Road Improvements	03K	LMA	\$47.51
2021	82	6619	6683292	5.110-21 - Whitewater Community Road Improvements	03K	LMA	\$46.68
2022	76	6717	6736512	1.126-22 - Good Hope Road Improvements	03K	LMA	\$610.37
2022	76	6717	6742466	1.126-22 - Good Hope Road Improvements	03K	LMA	\$79.44
2022	76	6717	6780846	1.126-22 - Good Hope Road Improvements	03K	LMA	\$220,348.73
2022	77	6718	6736512	1.127-22 - Mead Valley Road Improvement	03K	LMA	\$523.17
2022	77	6718	6742466	1.127-22 - Mead Valley Road Improvement	03K	LMA	\$95.93
2022	77	6718	6747313	1.127-22 - Mead Valley Road Improvement	03K	LMA	\$232.36
2022	77	6718	6795805	1.127-22 - Mead Valley Road Improvement	03K	LMA	\$29,909.35
					03K	Matrix Code	\$251,893.54
2021	69	6598	6676478	4.LQ.42-21 - City of La Quinta Miscellaneous ADA Improvements	03L	LMC	\$411.57
2021	69	6598	6683292	4.LQ.42-21 - City of La Quinta Miscellaneous ADA Improvements	03L	LMC	\$1,112.47
2021	69	6598	6690261	4.LQ.42-21 - City of La Quinta Miscellaneous ADA Improvements	03L	LMC	\$249.45
2021	69	6598	6692900	4.LQ.42-21 - City of La Quinta Miscellaneous ADA Improvements	03L	LMC	\$38,950.33
2021	69	6598	6692906	4.LQ.42-21 - City of La Quinta Miscellaneous ADA Improvements	03L	LMC	\$130,595.71
2021	69	6598	6698318	4.LQ.42-21 - City of La Quinta Miscellaneous ADA Improvements	03L	LMC	\$288.19
2021	69	6598	6701522	4.LQ.42-21 - City of La Quinta Miscellaneous ADA Improvements	03L	LMC	\$692.65
2021	69	6598	6732478	4.LQ.42-21 - City of La Quinta Miscellaneous ADA Improvements	03L	LMC	\$8,712.94
2021	69	6598	6742462	4.LQ.42-21 - City of La Quinta Miscellaneous ADA Improvements	03L	LMC	\$296.19
					03L	Matrix Code	\$181,309.50
2022	39	6663	6776115	3.196-22 - Valley Restart Shelter Improvements	03S	LMC	\$38.27
2022	39	6663	6781385	3.196-22 - Valley Restart Shelter Improvements	03S	LMC	\$43.71
2022	59	6684	6776115	4.284-22 - Desert AIDS Project Fire Suppression Improvement Phase 5	03S	LMC	\$83.38
					03S	Matrix Code	\$165.36
2022	28	6652	6739302	2.84-22 - Main Street Transitional Living Program	03T	LMC	\$3,000.00
2022	57	6682	6751884	4.282-22 - Las Mananitas I & II Migrant Farmworker Housing	03T	LMC	\$5,349.92
2022	57	6682	6756094	4.282-22 - Las Mananitas I & II Migrant Farmworker Housing	03T	LMC	\$4,000.00
2022	57	6682	6773093	4.282-22 - Las Mananitas I & II Migrant Farmworker Housing	03T	LMC	\$650.08
					03T	Matrix Code	\$13,000.00
2020	32	6404	6683277	1.LE.73-20 - Lake Community Center Rehabilitation	03Z	LMA	\$62.08
2020	32	6404	6690257	1.LE.73-20 - Lake Community Center Rehabilitation	03Z	LMA	\$246.74
2020	32	6404	6698297	1.LE.73-20 - Lake Community Center Rehabilitation	03Z	LMA	\$98.69
2020	32	6404	6699410	1.LE.73-20 - Lake Community Center Rehabilitation	03Z	LMA	\$102,445.22
2020	32	6404	6701519	1.LE.73-20 - Lake Community Center Rehabilitation	03Z	LMA	\$110.77
2020	32	6404	6703717	1.LE.73-20 - Lake Community Center Rehabilitation	03Z	LMA	\$239.26
2020	32	6404	6711758	1.LE.73-20 - Lake Community Center Rehabilitation	03Z	LMA	\$62.30
2020	47	6418	6747301	3.MR.58-20 - Pedestrian Safety Enhancement	03Z	LMC	\$674.36
2020	47	6418	6756141	3.MR.58-20 - Pedestrian Safety Enhancement	03Z	LMC	\$225.26
2020	47	6418	6781384	3.MR.58-20 - Pedestrian Safety Enhancement	03Z	LMC	\$207.96
2020	47	6418	6795772	3.MR.58-20 - Pedestrian Safety Enhancement	03Z	LMC	\$384.45
2020	48	6419	6664281	3.SJ.08-20 - San Jacinto Street Pavement and Sidewalk Improvement Project	03Z	LMA	\$109,734.63
2020	48	6419	6676473	3.SJ.08-20 - San Jacinto Street Pavement and Sidewalk Improvement Project	03Z	LMA	\$79.74
2020	48	6419	6676478	3.SJ.08-20 - San Jacinto Street Pavement and Sidewalk Improvement Project	03Z	LMA	\$1,181.62
2020	48	6419	6683292	3.SJ.08-20 - San Jacinto Street Pavement and Sidewalk Improvement Project	03Z	LMA	\$669.15
2020	48	6419	6690261	3.SJ.08-20 - San Jacinto Street Pavement and Sidewalk Improvement Project	03Z	LMA	\$259.99
2020	48	6419	6698318	3.SJ.08-20 - San Jacinto Street Pavement and Sidewalk Improvement Project	03Z	LMA	\$292.69
2020	48	6419	6701522	3.SJ.08-20 - San Jacinto Street Pavement and Sidewalk Improvement Project	03Z	LMA	\$999.93
2020	48	6419	6703721	3.SJ.08-20 - San Jacinto Street Pavement and Sidewalk Improvement Project	03Z	LMA	\$260.62
2020	48	6419	6711760	3.SJ.08-20 - San Jacinto Street Pavement and Sidewalk Improvement Project	03Z	LMA	\$304.35
2020	48	6419	6714397	3.SJ.08-20 - San Jacinto Street Pavement and Sidewalk Improvement Project	03Z	LMA	\$294.43
2020	48	6419	6719273	3.SJ.08-20 - San Jacinto Street Pavement and Sidewalk Improvement Project	03Z	LMA	\$114.94
2020	48	6419	6725076	3.SJ.08-20 - San Jacinto Street Pavement and Sidewalk Improvement Project	03Z	LMA	\$402,057.87
2020	79	6501	6683296	3.179-20 - Anza Community Hall ADA Upgrades	03Z	LMA	\$28.94
2020	79	6501	6698322	3.179-20 - Anza Community Hall ADA Upgrades	03Z	LMA	\$49.35
2020	79	6501	6711765	3.179-20 - Anza Community Hall ADA Upgrades	03Z	LMA	\$311.48
2020	79	6501	6719274	3.179-20 - Anza Community Hall ADA Upgrades	03Z	LMA	\$50.64
2020	79	6501	6728644	3.179-20 - Anza Community Hall ADA Upgrades	03Z	LMA	\$74.19
2020	79	6501	6736512	3.179-20 - Anza Community Hall ADA Upgrades	03Z	LMA	\$54.33
2020	79	6501	6747313	3.179-20 - Anza Community Hall ADA Upgrades	03Z	LMA	\$126.17
2020	79	6501	6766044	3.179-20 - Anza Community Hall ADA Upgrades	03Z	LMA	\$102.20
2020	79	6501	6776115	3.179-20 - Anza Community Hall ADA Upgrades	03Z	LMA	\$52.84
2020	79	6501	6781385	3.179-20 - Anza Community Hall ADA Upgrades	03Z	LMA	\$108.67
2020	79	6501	6795779	3.179-20 - Anza Community Hall ADA Upgrades	03Z	LMA	\$288.86
2021	29	6557	6664293	1.CL.12-21 - City of Canyon Lake ADA Accessibility Project	03Z	LMC	\$8,750.00
2021	32	6560	6691055	1.LE.76-21 - Lake Community Center Rehabilitation Phase II	03Z	LMA	\$258.77
2021	32	6560	6699407	1.LE.76-21 - Lake Community Center Rehabilitation Phase II	03Z	LMA	\$21,946.14



Office of Community Planning and Development
 U.S. Department of Housing and Urban Development
 Integrated Disbursement and Information System
 PR26 - CDBG Financial Summary Report
 Program Year 2022
 RIVERSIDE COUNTY , CA

DATE: 08-25-23
 TIME: 18:44
 PAGE: 6

Plan Year	IDIS Project	IDIS Activity	Voucher Number	Activity Name	Matrix Code	National Objective	Drawn Amount
2021	32	6560	6699409	1.LE.76-21 - Lake Community Center Rehabilitation Phase II	03Z	LMA	\$152,172.97
2021	32	6560	6719222	1.LE.76-21 - Lake Community Center Rehabilitation Phase II	03Z	LMA	\$101.29
2021	32	6560	6734778	1.LE.76-21 - Lake Community Center Rehabilitation Phase II	03Z	LMA	\$127,963.57
2021	58	6575	6776110	3.MR.64-21 - Pedestrian Safety Enhancement Project	03Z	LMC	\$97.00
2021	58	6575	6781384	3.MR.64-21 - Pedestrian Safety Enhancement Project	03Z	LMC	\$311.93
2021	58	6575	6795772	3.MR.64-21 - Pedestrian Safety Enhancement Project	03Z	LMC	\$384.45
2021	75	6604	6691055	5.BEA.45-21 - City of Beaumont ADA Improvements	03Z	LMA	\$154.13
2022	30	6654	6795779	2.EV.21-22 - City of Eastvale Miscellaneous ADA Improvements	03Z	LMC	\$202.30
2022	40	6664	6711770	3.197-22 - Louis M Jackson Park and Valle Vista Community Center Accessibility Project	03Z	LMC	\$382.70
2022	40	6664	6723108	3.197-22 - Louis M Jackson Park and Valle Vista Community Center Accessibility Project	03Z	LMC	\$83.87
2022	41	6665	6711770	3.198-22 - Valley-Wide's Sport Center Accessibility Project	03Z	LMC	\$287.04
2022	41	6665	6723108	3.198-22 - Valley-Wide's Sport Center Accessibility Project	03Z	LMC	\$83.87
2022	42	6666	6711770	3.199-22 - Winchester Park Accessibility Project Phase II	03Z	LMC	\$149.68
2022	42	6666	6723108	3.199-22 - Winchester Park Accessibility Project Phase II	03Z	LMC	\$83.87
2022	47	6671	6742466	3.MR.73-22 - Pedestrian Safety Enhancement Project	03Z	LMC	\$436.91
2022	47	6671	6756142	3.MR.73-22 - Pedestrian Safety Enhancement Project	03Z	LMC	\$77.45
2022	66	6691	6756142	4.LQ.47-22 - City of La Quinta Miscellaneous ADA Improvements	03Z	LMC	\$113.57
2022	66	6691	6760022	4.LQ.47-22 - City of La Quinta Miscellaneous ADA Improvements	03Z	LMC	\$187.02
2022	66	6691	6766044	4.LQ.47-22 - City of La Quinta Miscellaneous ADA Improvements	03Z	LMC	\$163.68
2022	66	6691	6776115	4.LQ.47-22 - City of La Quinta Miscellaneous ADA Improvements	03Z	LMC	\$332.97
2022	66	6691	6781385	4.LQ.47-22 - City of La Quinta Miscellaneous ADA Improvements	03Z	LMC	\$79.50
2022	66	6691	6795779	4.LQ.47-22 - City of La Quinta Miscellaneous ADA Improvements	03Z	LMC	\$263.48
2022	69	6694	6711770	5.BEA.49-22 - City of Beaumont ADA Improvements	03Z	LMA	\$231.53
					03Z	Matrix Code	\$937,554.41
2022	23	6648	6739302	1.124-22 - Wildomar Senior Center & Transportation Program	05A	LMC	\$15,922.00
2022	31	6655	6734783	2.NR.59-22 - Senior Citizen Recreation and Community Services	05A	LMC	\$12,000.00
					05A	Matrix Code	\$27,922.00
2022	45	6669	6795805	3.MR.71-22 - Cultivating Inclusion	05B	LMC	\$5,000.00
2022	54	6678	6760041	4.278-22 - Recycling Academy Purchase of Cargo Trailer	05B	LMC	\$15,000.00
					05B	Matrix Code	\$20,000.00
2022	29	6653	6728630	2.85-22 - YMCA Teen Leadership Scholarship Program	05D	LMC	\$6,437.00
2022	53	6677	6781262	4.277-22 - My Future Youth Program	05D	LMC	\$10,000.00
2022	71	6695	6781259	5.BN.57-22 - Teens Continue to Lead	05D	LMC	\$10,000.00
					05D	Matrix Code	\$26,437.00
2022	16	6640	6756094	0.243-22 - SAFE and Violence Prevention for Healthy Families	05G	LMC	\$17,392.30
2022	16	6640	6763955	0.243-22 - SAFE and Violence Prevention for Healthy Families	05G	LMC	\$2,448.88
2022	16	6640	6773093	0.243-22 - SAFE and Violence Prevention for Healthy Families	05G	LMC	\$158.82
2022	44	6668	6795805	3.MR.70-22 - SAFE and Healthy Families	05G	LMC	\$10,000.00
					05G	Matrix Code	\$30,000.00
2021	43	6572	6703747	3.MR.61-21 - Cancer Support Services	05M	LMC	\$10,000.00
2022	25	6649	6765809	1.LE.82-22 - Vista Community Clinic Program	05M	LMC	\$21,999.70
2022	46	6670	6795805	3.MR.72-22 - Cancer Support Services	05M	LMC	\$10,000.00
					05M	Matrix Code	\$41,999.70
2022	11	6634	6725077	9.230-22 - Community Enhancement Program	05V	LMA	\$455.12
2022	11	6634	6728630	9.230-22 - Community Enhancement Program	05V	LMA	\$342.22
2022	11	6634	6739298	9.230-22 - Community Enhancement Program	05V	LMA	\$198.73
2022	11	6634	6746829	9.230-22 - Community Enhancement Program	05V	LMA	\$13,104.34
2022	11	6634	6756085	9.230-22 - Community Enhancement Program	05V	LMA	\$11,354.71
2022	11	6634	6756094	9.230-22 - Community Enhancement Program	05V	LMA	\$6,333.55
2022	11	6634	6767961	9.230-22 - Community Enhancement Program	05V	LMA	\$9,459.71
2022	11	6634	6776142	9.230-22 - Community Enhancement Program	05V	LMA	\$3,114.69
2022	11	6634	6780847	9.230-22 - Community Enhancement Program	05V	LMA	\$17,034.97
					05V	Matrix Code	\$61,398.04
2022	18	6642	6739288	0.245-22 - Community Food Pantry of Murrieta	05W	LMC	\$2,129.00
2022	18	6642	6739302	0.245-22 - Community Food Pantry of Murrieta	05W	LMC	\$38,973.00
2022	20	6644	6723103	0.247-22 - H.O.P.E. Pantry Program	05W	LMC	\$24,549.00
2022	20	6644	6723168	0.247-22 - H.O.P.E. Pantry Program	05W	LMC	\$3,176.14
2022	20	6644	6725077	0.247-22 - H.O.P.E. Pantry Program	05W	LMC	\$29,275.24
2022	20	6644	6736525	0.247-22 - H.O.P.E. Pantry Program	05W	LMC	\$11,033.46
2022	20	6644	6756094	0.247-22 - H.O.P.E. Pantry Program	05W	LMC	\$5,899.16
2022	20	6644	6776135	0.247-22 - H.O.P.E. Pantry Program	05W	LMC	\$30,000.00
2022	37	6661	6725077	3.194-22 - Emergency Food Assistance	05W	LMC	\$9,365.79
2022	37	6661	6780847	3.194-22 - Emergency Food Assistance	05W	LMC	\$4,357.21
2022	55	6679	6773093	4.279-22 - St. Elizabeth Food Pantry	05W	LMC	\$5,000.00
2022	56	6681	6765809	4.281-22 - Blythe Harmony Kitchen	05W	LMC	\$4,023.58
2022	56	6681	6781262	4.281-22 - Blythe Harmony Kitchen	05W	LMC	\$7,140.42
2022	67	6692	6728630	5.111-22 - Menifee Valley Community Cupboard	05W	LMC	\$7,809.00
2022	70	6680	6734783	4.280-22 - Food Assistance Program	05W	LMC	\$15,000.00
					05W	Matrix Code	\$197,731.00
2021	11	6539	6664293	9.221-21 - Riverside County Youth Commission - Youth Advisory Council	05Z	LMC	\$1,771.59



Office of Community Planning and Development
 U.S. Department of Housing and Urban Development
 Integrated Disbursement and Information System

DATE: 08-25-23
 TIME: 18:44
 PAGE: 7

PR26 - CDBG Financial Summary Report
 Program Year 2022
 RIVERSIDE COUNTY , CA

Plan Year	IDIS Project	IDIS Activity	Voucher Number	Activity Name	Matrix Code	National Objective	Drawn Amount		
2022	10	6633	6723146	9.229-22 - Riverside County Youth Commission - Youth Advisory Council	05Z	LMC	\$30,201.88		
2022	10	6633	6723168	9.229-22 - Riverside County Youth Commission - Youth Advisory Council	05Z	LMC	\$3,808.49		
2022	10	6633	6743132	9.229-22 - Riverside County Youth Commission - Youth Advisory Council	05Z	LMC	\$13,804.09		
2022	10	6633	6767961	9.229-22 - Riverside County Youth Commission - Youth Advisory Council	05Z	LMC	\$13,971.94		
2022	10	6633	6780847	9.229-22 - Riverside County Youth Commission - Youth Advisory Council	05Z	LMC	\$4,941.09		
2022	10	6633	6781259	9.229-22 - Riverside County Youth Commission - Youth Advisory Council	05Z	LMC	\$7,146.98		
2022	10	6633	6781262	9.229-22 - Riverside County Youth Commission - Youth Advisory Council	05Z	LMC	\$1,125.53		
2022	13	6637	6723146	0.240-22 - Care-A-Van Transit	05Z	LMC	\$10,723.00		
2022	14	6638	6723168	0.241-22 - Kin Care	05Z	LMC	\$7,783.40		
2022	14	6638	6743132	0.241-22 - Kin Care	05Z	LMC	\$11,216.60		
2022	15	6639	6756094	0.242-22 - Operation School Bell	05Z	LMC	\$80,640.00		
2022	15	6639	6756096	0.242-22 - Operation School Bell	05Z	LMC	\$1,400.00		
2022	17	6641	6732482	0.244-22 - Riverside County Court Appointed Special Advocate (CASA) Program	05Z	LMC	\$77,699.00		
2022	19	6643	6751884	0.246-22 - Camp Kids	05Z	LMC	\$25,000.00		
2022	26	6650	6773093	1.LE.83-22 - Boys and Girls Club Scholarship Program	05Z	LMC	\$10,000.00		
2022	33	6657	6765809	3.190-22 - Idyllwild Help Center	05Z	LMC	\$18,723.00		
2022	34	6658	6773093	3.191-22 - Empowerment Village Program	05Z	LMC	\$5,723.00		
2022	35	6659	6732482	3.192-22 - Youth Scholarship Program	05Z	LMC	\$2,583.75		
2022	35	6659	6763955	3.192-22 - Youth Scholarship Program	05Z	LMC	\$2,399.50		
2022	35	6659	6765809	3.192-22 - Youth Scholarship Program	05Z	LMC	\$420.00		
2022	35	6659	6780847	3.192-22 - Youth Scholarship Program	05Z	LMC	\$417.50		
2022	38	6662	6773093	3.195-22 - FSA More Than A Meal	05Z	LMC	\$18,723.00		
2022	43	6667	6795805	3.MR.69-22 - Boys & Girls Club Scholarship Program	05Z	LMC	\$5,000.00		
2022	51	6675	6751884	4.275-22 - Mecca Comfort Station	05Z	LMC	\$26,352.97		
2022	51	6675	6765809	4.275-22 - Mecca Comfort Station	05Z	LMC	\$23,647.03		
2022	52	6676	6751884	4.276-22 - Community Wellness Program	05Z	LMC	\$1,000.00		
2022	52	6676	6760041	4.276-22 - Community Wellness Program	05Z	LMC	\$3,570.00		
2022	52	6676	6780847	4.276-22 - Community Wellness Program	05Z	LMC	\$3,730.00		
2022	65	6690	6734783	4.LQ.46-22 - Membership Fees Waiver/Reduction Program	05Z	LMC	\$1,785.00		
2022	65	6690	6773093	4.LQ.46-22 - Membership Fees Waiver/Reduction Program	05Z	LMC	\$1,530.00		
							05Z	Matrix Code	\$416,838.34
2020	13	6519	6670370	9.210-20-3 - Home Rehab Activity	14A	LMH	\$19,232.10		
2020	13	6519	6709204	9.210-20-3 - Home Rehab Activity	14A	LMH	\$2,136.90		
2020	13	6527	6670370	9.210-20-4 - Home Rehab Activity	14A	LMH	\$12,056.20		
2020	13	6531	6688014	9.210-20-6 - Home Rehab Activity	14A	LMH	\$3,500.00		
2020	17	6520	6688014	0.219-20-2 - Home Rehab Activity	14A	LMH	\$440.00		
2020	17	6520	6688034	0.219-20-2 - Home Rehab Activity	14A	LMH	\$9,014.40		
2020	17	6521	6670378	0.219-20-3 - Home Rehab Activity	14A	LMH	\$29,838.60		
2020	17	6521	6692900	0.219-20-3 - Home Rehab Activity	14A	LMH	\$3,315.40		
2020	17	6522	6703743	0.219-20-4 - Home Rehab Activity	14A	LMH	\$871.30		
2020	17	6530	6670378	0.219-20-6 - Home Rehab Activity	14A	LMH	\$1,937.50		
2021	24	6625	6723118	0.238-21-1 - Home Rehab Activity	14A	LMH	\$640.00		
2021	24	6625	6763937	0.238-21-1 - Home Rehab Activity	14A	LMH	\$44.60		
2021	24	6625	6767957	0.238-21-1 - Home Rehab Activity	14A	LMH	\$13,916.43		
2021	24	6625	6767958	0.238-21-1 - Home Rehab Activity	14A	LMH	\$4,001.07		
2021	24	6625	6773090	0.238-21-1 - Home Rehab Activity	14A	LMH	\$37.90		
2021	24	6626	6723120	0.238-21-2- Home Rehab Activity	14A	LMH	\$640.00		
2021	24	6626	6767959	0.238-21-2- Home Rehab Activity	14A	LMH	\$37,387.50		
2021	24	6627	6723120	0.238-21-3- Home Rehab Activity	14A	LMH	\$640.00		
2021	24	6627	6763953	0.238-21-3- Home Rehab Activity	14A	LMH	\$11.15		
2021	24	6627	6767959	0.238-21-3- Home Rehab Activity	14A	LMH	\$25,350.00		
2021	24	6627	6773092	0.238-21-3- Home Rehab Activity	14A	LMH	\$37.90		
2022	12	6704	6739292	9.231-22-1 - Home Rehab Activity	14A	LMH	\$610.00		
2022	12	6704	6763937	9.231-22-1 - Home Rehab Activity	14A	LMH	\$1,000.00		
2022	12	6704	6795811	9.231-22-1 - Home Rehab Activity	14A	LMH	\$908.59		
2022	12	6705	6739292	9.231-22-3 - Home Rehab Activity	14A	LMH	\$585.00		
2022	12	6705	6763937	9.231-22-3 - Home Rehab Activity	14A	LMH	\$1,000.00		
2022	12	6705	6795811	9.231-22-3 - Home Rehab Activity	14A	LMH	\$701.22		
2022	12	6706	6767958	9.231-22-4 - Home Rehab Activity	14A	LMH	\$718.38		
2022	12	6726	6780843	9.231-22-5 - Home Rehab Activity	14A	LMH	\$560.00		
2022	12	6727	6780843	9.231-22-6 - Home Rehab Activity	14A	LMH	\$585.00		
2022	12	6728	6780843	9.231-22-7 - Home Rehab Activity	14A	LMH	\$610.00		
2022	22	6707	6739298	0.249-22-1 - Home Rehab Activity	14A	LMH	\$560.00		
2022	22	6707	6763950	0.249-22-1 - Home Rehab Activity	14A	LMH	\$664.62		
2022	22	6707	6773090	0.249-22-1 - Home Rehab Activity	14A	LMH	\$56.86		
2022	22	6709	6763953	0.249-22-3 - Home Rehab Activity	14A	LMH	\$880.00		
2022	22	6709	6795809	0.249-22-3 - Home Rehab Activity	14A	LMH	\$985.50		
2022	22	6710	6763953	0.249-22-4 - Home Rehab Activity	14A	LMH	\$1,076.01		
2022	22	6710	6773092	0.249-22-4 - Home Rehab Activity	14A	LMH	\$79.16		
2022	22	6712	6739302	0.249-22-6 - Home Rehab Activity	14A	LMH	\$560.00		
2022	22	6712	6763955	0.249-22-6 - Home Rehab Activity	14A	LMH	\$1,120.00		



Office of Community Planning and Development
 U.S. Department of Housing and Urban Development
 Integrated Disbursement and Information System
 PR26 - CDBG Financial Summary Report
 Program Year 2022
 RIVERSIDE COUNTY , CA

DATE: 08-25-23
 TIME: 18:44
 PAGE: 8

Plan Year	IDIS Project	IDIS Activity	Voucher Number	Activity Name	Matrix Code	National Objective	Drawn Amount
2022	22	6712	6795805	0.249-22-6 - Home Rehab Activity	14A	LMH	\$795.98
2022	22	6713	6739302	0.249-22-7 - Home Rehab Activity	14A	LMH	\$535.00
2022	22	6714	6760041	0.249-22-8 - Home Rehab Activity	14A	LMH	\$960.00
2022	22	6714	6795805	0.249-22-8 - Home Rehab Activity	14A	LMH	\$760.51
2022	22	6715	6760041	0.249-22-9 - Home Rehab Activity	14A	LMH	\$840.00
2022	22	6715	6795805	0.249-22-9 - Home Rehab Activity	14A	LMH	\$570.93
2022	22	6723	6746820	0.249-22-11 - Home Rehab Activity	14A	LMH	\$640.00
2022	22	6723	6756094	0.249-22-11 - Home Rehab Activity	14A	LMH	\$585.00
2022	22	6723	6795805	0.249-22-11 - Home Rehab Activity	14A	LMH	\$185.00
2022	22	6725	6780847	0.249-22-13 - Home Rehab Activity	14A	LMH	\$560.00
							14A Matrix Code \$184,741.71
2020	13	6509	6670243	9.210-20 - AD - REHAB ADMIN ADC - Home Enhancement	14H	LMH	\$6,717.70
2020	13	6509	6676483	9.210-20 - AD - REHAB ADMIN ADC - Home Enhancement	14H	LMH	\$6,822.73
2020	13	6509	6683297	9.210-20 - AD - REHAB ADMIN ADC - Home Enhancement	14H	LMH	\$14,928.78
2020	13	6509	6690263	9.210-20 - AD - REHAB ADMIN ADC - Home Enhancement	14H	LMH	\$2,010.04
2020	13	6509	6698327	9.210-20 - AD - REHAB ADMIN ADC - Home Enhancement	14H	LMH	\$7,218.51
2020	13	6509	6701527	9.210-20 - AD - REHAB ADMIN ADC - Home Enhancement	14H	LMH	\$6,153.78
2020	13	6509	6703724	9.210-20 - AD - REHAB ADMIN ADC - Home Enhancement	14H	LMH	\$6,929.08
2020	13	6509	6711771	9.210-20 - AD - REHAB ADMIN ADC - Home Enhancement	14H	LMH	\$4,825.52
2021	13	6613	6664293	9.223-21 - AD - REHAB ADMIN ADC - Home Enhancement	14H	LMH	\$1,699.77
2021	13	6613	6670244	9.223-21 - AD - REHAB ADMIN ADC - Home Enhancement	14H	LMH	\$834.41
2021	13	6613	6670390	9.223-21 - AD - REHAB ADMIN ADC - Home Enhancement	14H	LMH	\$670.72
2021	13	6613	6676485	9.223-21 - AD - REHAB ADMIN ADC - Home Enhancement	14H	LMH	\$855.24
2021	13	6613	6683299	9.223-21 - AD - REHAB ADMIN ADC - Home Enhancement	14H	LMH	\$3,031.53
2021	13	6613	6690266	9.223-21 - AD - REHAB ADMIN ADC - Home Enhancement	14H	LMH	\$839.33
2021	13	6613	6698338	9.223-21 - AD - REHAB ADMIN ADC - Home Enhancement	14H	LMH	\$797.84
2021	13	6613	6701529	9.223-21 - AD - REHAB ADMIN ADC - Home Enhancement	14H	LMH	\$1,072.83
2021	13	6613	6703728	9.223-21 - AD - REHAB ADMIN ADC - Home Enhancement	14H	LMH	\$1,310.95
2021	13	6613	6711774	9.223-21 - AD - REHAB ADMIN ADC - Home Enhancement	14H	LMH	\$3,099.99
2021	13	6613	6714399	9.223-21 - AD - REHAB ADMIN ADC - Home Enhancement	14H	LMH	\$8,211.20
2021	13	6613	6719275	9.223-21 - AD - REHAB ADMIN ADC - Home Enhancement	14H	LMH	\$10,120.32
2021	13	6613	6723111	9.223-21 - AD - REHAB ADMIN ADC - Home Enhancement	14H	LMH	\$7,229.95
2021	13	6613	6728653	9.223-21 - AD - REHAB ADMIN ADC - Home Enhancement	14H	LMH	\$8,522.89
2021	13	6613	6732478	9.223-21 - AD - REHAB ADMIN ADC - Home Enhancement	14H	LMH	\$1,272.53
2021	13	6613	6736514	9.223-21 - AD - REHAB ADMIN ADC - Home Enhancement	14H	LMH	\$6,981.00
2021	13	6613	6742469	9.223-21 - AD - REHAB ADMIN ADC - Home Enhancement	14H	LMH	\$6,932.20
2021	13	6613	6747318	9.223-21 - AD - REHAB ADMIN ADC - Home Enhancement	14H	LMH	\$15,511.33
2021	13	6613	6756144	9.223-21 - AD - REHAB ADMIN ADC - Home Enhancement	14H	LMH	\$6,628.20
2021	13	6613	6760026	9.223-21 - AD - REHAB ADMIN ADC - Home Enhancement	14H	LMH	\$6,547.64
2021	13	6613	6763953	9.223-21 - AD - REHAB ADMIN ADC - Home Enhancement	14H	LMH	\$3,428.24
2021	13	6613	6766045	9.223-21 - AD - REHAB ADMIN ADC - Home Enhancement	14H	LMH	\$8,826.61
2021	13	6613	6776122	9.223-21 - AD - REHAB ADMIN ADC - Home Enhancement	14H	LMH	\$15,795.15
2021	13	6613	6781386	9.223-21 - AD - REHAB ADMIN ADC - Home Enhancement	14H	LMH	\$8,331.98
2021	13	6613	6795797	9.223-21 - AD - REHAB ADMIN ADC - Home Enhancement	14H	LMH	\$16,777.23
2022	12	6703	6723114	9.231-22-AD - REHAB ADMIN ADC - Home Enhancement	14H	LMH	\$765.99
2022	12	6703	6736516	9.231-22-AD - REHAB ADMIN ADC - Home Enhancement	14H	LMH	\$2,171.55
2022	12	6703	6739302	9.231-22-AD - REHAB ADMIN ADC - Home Enhancement	14H	LMH	\$1,195.00
2022	12	6703	6742473	9.231-22-AD - REHAB ADMIN ADC - Home Enhancement	14H	LMH	\$3,055.57
2022	12	6703	6743132	9.231-22-AD - REHAB ADMIN ADC - Home Enhancement	14H	LMH	\$4,025.75
2022	12	6703	6746820	9.231-22-AD - REHAB ADMIN ADC - Home Enhancement	14H	LMH	\$4,566.88
2022	12	6703	6747324	9.231-22-AD - REHAB ADMIN ADC - Home Enhancement	14H	LMH	\$3,138.47
2022	12	6703	6756147	9.231-22-AD - REHAB ADMIN ADC - Home Enhancement	14H	LMH	\$3,289.07
2022	12	6703	6760029	9.231-22-AD - REHAB ADMIN ADC - Home Enhancement	14H	LMH	\$2,392.16
2022	12	6703	6760041	9.231-22-AD - REHAB ADMIN ADC - Home Enhancement	14H	LMH	\$840.00
2022	12	6703	6766049	9.231-22-AD - REHAB ADMIN ADC - Home Enhancement	14H	LMH	\$487.39
2022	12	6703	6773093	9.231-22-AD - REHAB ADMIN ADC - Home Enhancement	14H	LMH	\$37.90
2022	12	6703	6776124	9.231-22-AD - REHAB ADMIN ADC - Home Enhancement	14H	LMH	\$3,229.93
2022	12	6703	6780847	9.231-22-AD - REHAB ADMIN ADC - Home Enhancement	14H	LMH	\$585.00
2022	12	6703	6781387	9.231-22-AD - REHAB ADMIN ADC - Home Enhancement	14H	LMH	\$1,143.75
2022	12	6703	6795802	9.231-22-AD - REHAB ADMIN ADC - Home Enhancement	14H	LMH	\$1,462.01
							14H Matrix Code \$233,321.64
2021	23	6551	6664293	0.237-21 - CDBG Assisted Code Enforcement	15	LMA	\$25,976.34
2022	21	6645	6728636	0.248-22 - CDBG Assisted Code Enforcement	15	LMA	\$45,074.70
2022	21	6645	6773090	0.248-22 - CDBG Assisted Code Enforcement	15	LMA	\$29,925.30
2022	21	6645	6773093	0.248-22 - CDBG Assisted Code Enforcement	15	LMA	\$88,615.90
							15 Matrix Code \$189,592.24
2020	75	6729	6773081	3.MR.59-20-20 - BTBG No Pressure Washing Services	18A	LMJ	\$10,000.00
2020	75	6730	6773081	3.MR.59-20-22 - BTBG Lex Salon & Spa	18A	LMJ	\$10,000.00
2020	75	6731	6773081	3.MR.59-20-23 - BTBG Calvo Insurance Agency	18A	LMJ	\$10,000.00
2020	75	6732	6773081	3.MR.59-20-27 - BTBG Mindtrap Adventures, LLC	18A	LMJ	\$10,000.00



Office of Community Planning and Development
 U.S. Department of Housing and Urban Development
 Integrated Disbursement and Information System
 PR26 - CDBG Financial Summary Report
 Program Year 2022
 RIVERSIDE COUNTY , CA

DATE: 08-25-23
 TIME: 18:44
 PAGE: 9

Plan Year	IDIS Project	IDIS Activity	Voucher Number	Activity Name	Matrix Code	National Objective	Drawn Amount
2022	61	6686	6781259	4.286-22 - Riverside County Small Business Recovery Project	18A	Matrix Code	\$40,000.00
					18C	LMCMC	\$10,000.00
					18C	Matrix Code	\$10,000.00
Total							\$3,624,710.61

LINE 27 DETAIL: ACTIVITIES INCLUDED IN THE COMPUTATION OF LINE 27

Plan Year	IDIS Project	IDIS Activity	Voucher Number	Activity to prevent, prepare for, and respond to Coronavirus	Activity Name	Grant Number	Fund Type	Matrix Code	National Objective	Drawn Amount
2022	28	6652	6739302	No	2.84-22 - Main Street Transitional Living Program	B22UC060506	EN	03T	LMC	\$3,000.00
2022	57	6682	6751884	No	4.282-22 - Las Mananitas I & II Migrant Farmworker Housing	B22UC060506	EN	03T	LMC	\$5,349.92
2022	57	6682	6756094	No	4.282-22 - Las Mananitas I & II Migrant Farmworker Housing	B22UC060506	EN	03T	LMC	\$4,000.00
2022	57	6682	6773093	No	4.282-22 - Las Mananitas I & II Migrant Farmworker Housing	B22UC060506	EN	03T	LMC	\$650.08
								03T	Matrix Code	\$13,000.00
2022	23	6648	6739302	No	1.124-22 - Wildomar Senior Center & Transportation Program	B22UC060506	EN	05A	LMC	\$15,922.00
2022	31	6655	6734783	No	2.NR.59-22 - Senior Citizen Recreation and Community Services	B22UC060506	EN	05A	LMC	\$12,000.00
								05A	Matrix Code	\$27,922.00
2022	45	6669	6795805	No	3.MR.71-22 - Cultivating Inclusion	B22UC060506	EN	05B	LMC	\$5,000.00
2022	54	6678	6760041	No	4.278-22 - Recycling Academy Purchase of Cargo Trailer	B22UC060506	EN	05B	LMC	\$15,000.00
								05B	Matrix Code	\$20,000.00
2022	29	6653	6728630	No	2.85-22 - YMCA Teen Leadership Scholarship Program	B22UC060506	EN	05D	LMC	\$6,437.00
2022	53	6677	6781262	No	4.277-22 - My Future Youth Program	B22UC060506	EN	05D	LMC	\$10,000.00
2022	71	6695	6781259	No	5.BN.57-22 - Teens Continue to Lead	B22UC060506	PI	05D	LMC	\$10,000.00
								05D	Matrix Code	\$26,437.00
2022	16	6640	6756094	No	0.243-22 - SAFE and Violence Prevention for Healthy Families	B22UC060506	EN	05G	LMC	\$17,392.30
2022	16	6640	6763955	No	0.243-22 - SAFE and Violence Prevention for Healthy Families	B22UC060506	EN	05G	LMC	\$2,448.88
2022	16	6640	6773093	No	0.243-22 - SAFE and Violence Prevention for Healthy Families	B22UC060506	EN	05G	LMC	\$158.82
2022	44	6668	6795805	No	3.MR.70-22 - SAFE and Healthy Families	B22UC060506	EN	05G	LMC	\$10,000.00
								05G	Matrix Code	\$30,000.00
2021	43	6572	6703747	No	3.MR.61-21 - Cancer Support Services	B21UC060506	EN	05M	LMC	\$10,000.00
2022	25	6649	6765809	No	1.LE.82-22 - Vista Community Clinic Program	B22UC060506	EN	05M	LMC	\$21,999.70
2022	46	6670	6795805	No	3.MR.72-22 - Cancer Support Services	B22UC060506	EN	05M	LMC	\$10,000.00
								05M	Matrix Code	\$41,999.70
2022	11	6634	6725077	No	9.230-22 - Community Enhancement Program	B22UC060506	EN	05V	LMA	\$455.12
2022	11	6634	6728630	No	9.230-22 - Community Enhancement Program	B20UC060506	EN	05V	LMA	\$342.22
2022	11	6634	6739298	No	9.230-22 - Community Enhancement Program	B20UC060506	EN	05V	LMA	\$198.73
2022	11	6634	6746829	No	9.230-22 - Community Enhancement Program	B20UC060506	EN	05V	LMA	\$13,104.34
2022	11	6634	6756085	No	9.230-22 - Community Enhancement Program	B20UC060506	EN	05V	LMA	\$11,354.71
2022	11	6634	6756094	No	9.230-22 - Community Enhancement Program	B22UC060506	EN	05V	LMA	\$6,333.55
2022	11	6634	6767961	No	9.230-22 - Community Enhancement Program	B22UC060506	EN	05V	LMA	\$9,459.71
2022	11	6634	6776142	No	9.230-22 - Community Enhancement Program	B22UC060506	EN	05V	LMA	\$3,114.69
2022	11	6634	6780847	No	9.230-22 - Community Enhancement Program	B22UC060506	EN	05V	LMA	\$17,034.97
								05V	Matrix Code	\$61,398.04
2022	18	6642	6739288	No	0.245-22 - Community Food Pantry of Murrieta	B17UC060506	EN	05W	LMC	\$2,129.00
2022	18	6642	6739302	No	0.245-22 - Community Food Pantry of Murrieta	B22UC060506	EN	05W	LMC	\$38,973.00
2022	20	6644	6723103	No	0.247-22 - H.O.P.E. Pantry Program	B22UC060506	PI	05W	LMC	\$24,549.00
2022	20	6644	6723168	No	0.247-22 - H.O.P.E. Pantry Program	B22UC060506	EN	05W	LMC	\$3,176.14
2022	20	6644	6725077	No	0.247-22 - H.O.P.E. Pantry Program	B22UC060506	EN	05W	LMC	\$29,275.24
2022	20	6644	6736525	No	0.247-22 - H.O.P.E. Pantry Program	B22UC060506	EN	05W	LMC	\$11,033.46
2022	20	6644	6756094	No	0.247-22 - H.O.P.E. Pantry Program	B22UC060506	EN	05W	LMC	\$5,899.16
2022	20	6644	6776135	No	0.247-22 - H.O.P.E. Pantry Program	B21UC060506	EN	05W	LMC	\$30,000.00
2022	37	6661	6725077	No	3.194-22 - Emergency Food Assistance	B22UC060506	EN	05W	LMC	\$9,365.79
2022	37	6661	6780847	No	3.194-22 - Emergency Food Assistance	B22UC060506	EN	05W	LMC	\$4,357.21
2022	55	6679	6773093	No	4.279-22 - St. Elizabeth Food Pantry	B22UC060506	EN	05W	LMC	\$5,000.00
2022	56	6681	6765809	No	4.281-22 - Blythe Harmony Kitchen	B22UC060506	EN	05W	LMC	\$4,023.58
2022	56	6681	6781262	No	4.281-22 - Blythe Harmony Kitchen	B22UC060506	EN	05W	LMC	\$7,140.42
2022	67	6692	6728630	No	5.111-22 - Menifee Valley Community Cupboard	B22UC060506	EN	05W	LMC	\$7,809.00
2022	70	6680	6734783	No	4.280-22 - Food Assistance Program	B22UC060506	EN	05W	LMC	\$15,000.00
								05W	Matrix Code	\$197,731.00
2021	11	6539	6664293	No	9.221-21 - Riverside County Youth Commission - Youth Advisory Council	B21UC060506	EN	05Z	LMC	\$1,771.59
2022	10	6633	6723146	No	9.229-22 - Riverside County Youth Commission - Youth Advisory Council	B16UC060506	EN	05Z	LMC	\$30,201.88
2022	10	6633	6723168	No	9.229-22 - Riverside County Youth Commission - Youth Advisory Council	B22UC060506	EN	05Z	LMC	\$3,808.49
2022	10	6633	6743132	No	9.229-22 - Riverside County Youth Commission - Youth Advisory Council	B22UC060506	EN	05Z	LMC	\$13,804.09
2022	10	6633	6767961	No	9.229-22 - Riverside County Youth Commission - Youth Advisory Council	B22UC060506	EN	05Z	LMC	\$13,971.94
2022	10	6633	6780847	No	9.229-22 - Riverside County Youth Commission - Youth Advisory Council	B22UC060506	EN	05Z	LMC	\$4,941.09
2022	10	6633	6781259	No	9.229-22 - Riverside County Youth Commission - Youth Advisory Council	B22UC060506	PI	05Z	LMC	\$7,146.98
2022	10	6633	6781262	No	9.229-22 - Riverside County Youth Commission - Youth Advisory Council	B22UC060506	EN	05Z	LMC	\$1,125.53



Office of Community Planning and Development
 U.S. Department of Housing and Urban Development
 Integrated Disbursement and Information System
 PR26 - CDBG Financial Summary Report
 Program Year 2022
 RIVERSIDE COUNTY , CA

DATE: 08-25-23
 TIME: 18:44
 PAGE: 10

Plan Year	IDIS Project	IDIS Activity	Voucher Number	Activity to prevent, prepare for, and respond to Coronavirus	Activity Name	Grant Number	Fund Type	Matrix Code	National Objective	Drawn Amount
2022	13	6637	6723146	No	0.240-22 - Care-A-Van Transit	B16UC060506	EN	05Z	LMC	\$10,723.00
2022	14	6638	6723168	No	0.241-22 - Kin Care	B22UC060506	EN	05Z	LMC	\$7,783.40
2022	14	6638	6743132	No	0.241-22 - Kin Care	B22UC060506	EN	05Z	LMC	\$11,216.60
2022	15	6639	6756094	No	0.242-22 - Operation School Bell	B22UC060506	EN	05Z	LMC	\$80,640.00
2022	15	6639	6756096	No	0.242-22 - Operation School Bell	B22UC060506	PI	05Z	LMC	\$1,400.00
2022	17	6641	6732482	No	0.244-22 - Riverside County Court Appointed Special Advocate (CASA) Program	B22UC060506	EN	05Z	LMC	\$77,699.00
2022	19	6643	6751884	No	0.246-22 - Camp Kids	B22UC060506	EN	05Z	LMC	\$25,000.00
2022	26	6650	6773093	No	1.LE.83-22 - Boys and Girls Club Scholarship Program	B22UC060506	EN	05Z	LMC	\$10,000.00
2022	33	6657	6765809	No	3.190-22 - Idyllwild Help Center	B22UC060506	EN	05Z	LMC	\$18,723.00
2022	34	6658	6773093	No	3.191-22 - Empowerment Village Program	B22UC060506	EN	05Z	LMC	\$5,723.00
2022	35	6659	6732482	No	3.192-22 - Youth Scholarship Program	B22UC060506	EN	05Z	LMC	\$2,583.75
2022	35	6659	6763955	No	3.192-22 - Youth Scholarship Program	B22UC060506	EN	05Z	LMC	\$2,399.50
2022	35	6659	6765809	No	3.192-22 - Youth Scholarship Program	B22UC060506	EN	05Z	LMC	\$420.00
2022	35	6659	6780847	No	3.192-22 - Youth Scholarship Program	B22UC060506	EN	05Z	LMC	\$417.50
2022	38	6662	6773093	No	3.195-22 - FSA More Than A Meal	B22UC060506	EN	05Z	LMC	\$18,723.00
2022	43	6667	6795805	No	3.MR.69-22 - Boys & Girls Club Scholarship Program	B22UC060506	EN	05Z	LMC	\$5,000.00
2022	51	6675	6751884	No	4.275-22 - Mecca Comfort Station	B22UC060506	EN	05Z	LMC	\$26,352.97
2022	51	6675	6765809	No	4.275-22 - Mecca Comfort Station	B22UC060506	EN	05Z	LMC	\$23,647.03
2022	52	6676	6751884	No	4.276-22 - Community Wellness Program	B22UC060506	EN	05Z	LMC	\$1,000.00
2022	52	6676	6760041	No	4.276-22 - Community Wellness Program	B22UC060506	EN	05Z	LMC	\$3,570.00
2022	52	6676	6780847	No	4.276-22 - Community Wellness Program	B22UC060506	EN	05Z	LMC	\$3,730.00
2022	65	6690	6734783	No	4.LQ.46-22 - Membership Fees Waiver/Reduction Program	B22UC060506	EN	05Z	LMC	\$1,785.00
2022	65	6690	6773093	No	4.LQ.46-22 - Membership Fees Waiver/Reduction Program	B22UC060506	EN	05Z	LMC	\$1,530.00
									05Z Matrix Code	\$416,838.34
										\$835,326.08
Total										\$835,326.08

LINE 37 DETAIL: ACTIVITIES INCLUDED IN THE COMPUTATION OF LINE 37

Plan Year	IDIS Project	IDIS Activity	Voucher Number	Activity Name	Matrix Code	National Objective	Drawn Amount
2016	6	5845	6683277	9.141-16 - CDBG Program Administration	21A		\$1,408.85
2019	6	6261	6747313	9.188-19 - CDBG Program Administration	21A		\$247.44
2019	6	6261	6756142	9.188-19 - CDBG Program Administration	21A		\$312.34
2021	6	6534	6684896	9.216-21 - CDBG Program Administration	21A		\$55,397.89
2021	6	6534	6690268	9.216-21 - CDBG Program Administration	21A		\$19,656.89
2021	6	6534	6690272	9.216-21 - CDBG Program Administration	21A		\$17,062.15
2021	6	6534	6698365	9.216-21 - CDBG Program Administration	21A		\$26,073.83
2021	6	6534	6698376	9.216-21 - CDBG Program Administration	21A		\$9,683.46
2021	6	6534	6701531	9.216-21 - CDBG Program Administration	21A		\$26,783.25
2021	6	6534	6701543	9.216-21 - CDBG Program Administration	21A		\$25,647.94
2021	6	6534	6703732	9.216-21 - CDBG Program Administration	21A		\$32,899.99
2021	6	6534	6709200	9.216-21 - CDBG Program Administration	21A		\$40,456.11
2021	6	6534	6711776	9.216-21 - CDBG Program Administration	21A		\$27,413.14
2021	6	6534	6714400	9.216-21 - CDBG Program Administration	21A		\$31,721.28
2021	6	6534	6714754	9.216-21 - CDBG Program Administration	21A		\$20,982.29
2021	6	6534	6719276	9.216-21 - CDBG Program Administration	21A		\$31,627.77
2021	6	6534	6719280	9.216-21 - CDBG Program Administration	21A		\$26,464.12
2021	6	6534	6723112	9.216-21 - CDBG Program Administration	21A		\$30,000.83
2021	6	6534	6725074	9.216-21 - CDBG Program Administration	21A		\$26,983.26
2021	6	6534	6728612	9.216-21 - CDBG Program Administration	21A		\$20,688.17
2021	6	6534	6728658	9.216-21 - CDBG Program Administration	21A		\$29,478.04
2021	6	6534	6732483	9.216-21 - CDBG Program Administration	21A		\$26,664.19
2021	6	6534	6736519	9.216-21 - CDBG Program Administration	21A		\$27,772.59
2021	6	6534	6736524	9.216-21 - CDBG Program Administration	21A		\$26,562.46
2021	6	6534	6739305	9.216-21 - CDBG Program Administration	21A		\$15,658.05
2021	6	6534	6742379	9.216-21 - CDBG Program Administration	21A		\$5,587.29
2021	6	6534	6742475	9.216-21 - CDBG Program Administration	21A		\$30,732.45
2021	6	6534	6746832	9.216-21 - CDBG Program Administration	21A		\$5,412.87
2021	6	6534	6747331	9.216-21 - CDBG Program Administration	21A		\$58,875.67
2021	6	6534	6751893	9.216-21 - CDBG Program Administration	21A		\$14,752.73
2021	6	6534	6756098	9.216-21 - CDBG Program Administration	21A		\$9,992.08
2021	6	6534	6756150	9.216-21 - CDBG Program Administration	21A		\$34,093.94
2021	6	6534	6760033	9.216-21 - CDBG Program Administration	21A		\$31,253.65
2021	6	6534	6760044	9.216-21 - CDBG Program Administration	21A		\$9,049.01
2021	6	6534	6764051	9.216-21 - CDBG Program Administration	21A		\$9,965.80



PART I: SUMMARY OF CDBG-CV RESOURCES

01 CDBG-CV GRANT	10,405,129.00
02 FUNDS RETURNED TO THE LINE-OF-CREDIT	0.00
03 FUNDS RETURNED TO THE LOCAL CDBG ACCOUNT	0.00
04 TOTAL CDBG-CV FUNDS AWARDED	10,405,129.00

PART II: SUMMARY OF CDBG-CV EXPENDITURES

05 DISBURSEMENTS OTHER THAN SECTION 108 REPAYMENTS AND PLANNING/ADMINISTRATION	9,909,042.00
06 DISBURSED IN IDIS FOR PLANNING/ADMINISTRATION	469,414.07
07 DISBURSED IN IDIS FOR SECTION 108 REPAYMENTS	0.00
08 TOTAL EXPENDITURES (SUM, LINES 05 - 07)	10,378,456.07
09 UNEXPENDED BALANCE (LINE 04 - LINE8)	26,672.93

PART III: LOWMOD BENEFIT FOR THE CDBG-CV GRANT

10 EXPENDED FOR LOW/MOD HOUSING IN SPECIAL AREAS	0.00
11 EXPENDED FOR LOW/MOD MULTI-UNIT HOUSING	0.00
12 DISBURSED FOR OTHER LOW/MOD ACTIVITIES	9,909,042.00
13 TOTAL LOW/MOD CREDIT (SUM, LINES 10 - 12)	9,909,042.00
14 AMOUNT SUBJECT TO LOW/MOD BENEFIT (LINE 05)	9,909,042.00
15 PERCENT LOW/MOD CREDIT (LINE 13/LINE 14)	100.00%

PART IV: PUBLIC SERVICE (PS) CALCULATIONS

16 DISBURSED IN IDIS FOR PUBLIC SERVICES	9,909,042.00
17 CDBG-CV GRANT	10,405,129.00
18 PERCENT OF FUNDS DISBURSED FOR PS ACTIVITIES (LINE 16/LINE 17)	95.23%

PART V: PLANNING AND ADMINISTRATION (PA) CAP

19 DISBURSED IN IDIS FOR PLANNING/ADMINISTRATION	469,414.07
20 CDBG-CV GRANT	10,405,129.00
21 PERCENT OF FUNDS DISBURSED FOR PA ACTIVITIES (LINE 19/LINE 20)	4.51%



LINE 10 DETAIL: ACTIVITIES TO CONSIDER IN DETERMINING THE AMOUNT TO ENTER ON LINE 10

No data returned for this view. This might be because the applied filter excludes all data.

LINE 11 DETAIL: ACTIVITIES TO CONSIDER IN DETERMINING THE AMOUNT TO ENTER ON LINE 11

No data returned for this view. This might be because the applied filter excludes all data.

LINE 12 DETAIL: ACTIVITIES INCLUDED IN THE COMPUTATION OF LINE 12

Plan Year	IDIS Project	IDIS Activity	Voucher Number	Activity Name	Matrix Code	National Objective	Drawn Amount
2019	87	6493	6442199	7.101-19CV-1 - United Way of the Inland Valley	05Q	LMC	\$811,875.00
			6461200	7.101-19CV-1 - United Way of the Inland Valley	05Q	LMC	\$2,160,000.00
			6492975	7.101-19CV-1 - United Way of the Inland Valley	05Q	LMC	\$513,412.00
			6615966	7.101-19CV-1 - United Way of the Inland Valley	05Q	LMC	\$2,732,637.00
		6494	6441148	7.101-19CV-2 - Lift to Rise	05Q	LMC	\$1,676,250.00
			6461203	7.101-19CV-2 - Lift to Rise	05Q	LMC	\$2,014,868.00
		Total					

LINE 16 DETAIL: ACTIVITIES INCLUDED IN THE COMPUTATION OF LINE 16

Plan Year	IDIS Project	IDIS Activity	Voucher Number	Activity Name	Matrix Code	National Objective	Drawn Amount
2019	87	6493	6442199	7.101-19CV-1 - United Way of the Inland Valley	05Q	LMC	\$811,875.00
			6461200	7.101-19CV-1 - United Way of the Inland Valley	05Q	LMC	\$2,160,000.00
			6492975	7.101-19CV-1 - United Way of the Inland Valley	05Q	LMC	\$513,412.00
			6615966	7.101-19CV-1 - United Way of the Inland Valley	05Q	LMC	\$2,732,637.00
		6494	6441148	7.101-19CV-2 - Lift to Rise	05Q	LMC	\$1,676,250.00
			6461203	7.101-19CV-2 - Lift to Rise	05Q	LMC	\$2,014,868.00
		Total					

LINE 19 DETAIL: ACTIVITIES INCLUDED IN THE COMPUTATION OF LINE 19

Plan Year	IDIS Project	IDIS Activity	Voucher Number	Activity Name	Matrix Code	National Objective	Drawn Amount
2019	88	6377	6420426	7.102-19CV - CDBG-CV Program Administration	21A		\$24,208.40
			6424261	7.102-19CV - CDBG-CV Program Administration	21A		\$2,422.10
			6430891	7.102-19CV - CDBG-CV Program Administration	21A		\$3,818.17
			6430960	7.102-19CV - CDBG-CV Program Administration	21A		\$3,176.00
			6431984	7.102-19CV - CDBG-CV Program Administration	21A		\$4,826.07
			6432073	7.102-19CV - CDBG-CV Program Administration	21A		\$19,296.84
			6434025	7.102-19CV - CDBG-CV Program Administration	21A		\$5,908.98
			6441745	7.102-19CV - CDBG-CV Program Administration	21A		\$7,325.95
			6441785	7.102-19CV - CDBG-CV Program Administration	21A		\$374.00
			6441827	7.102-19CV - CDBG-CV Program Administration	21A		\$486.20
			6443747	7.102-19CV - CDBG-CV Program Administration	21A		\$471.78
			6444500	7.102-19CV - CDBG-CV Program Administration	21A		\$3,063.35



Office of Community Planning and Development
 U.S. Department of Housing and Urban Development
 Integrated Disbursement and Information System
 PR26 - CDBG-CV Financial Summary Report
 RIVERSIDE COUNTY , CA

DATE: 09-13-23
 TIME: 14:01
 PAGE: 3

Plan Year	IDIS Project	IDIS Activity	Voucher Number	Activity Name	Matrix Code	National Objective	Drawn Amount
2019	88	6377	6448673	7.102-19CV - CDBG-CV Program Administration	21A		\$73,903.09
			6448842	7.102-19CV - CDBG-CV Program Administration	21A		\$9,923.43
			6449452	7.102-19CV - CDBG-CV Program Administration	21A		\$9,246.69
			6451843	7.102-19CV - CDBG-CV Program Administration	21A		\$4,063.19
			6456072	7.102-19CV - CDBG-CV Program Administration	21A		\$4,864.89
			6457034	7.102-19CV - CDBG-CV Program Administration	21A		\$9,233.41
			6458747	7.102-19CV - CDBG-CV Program Administration	21A		\$7,970.62
			6467285	7.102-19CV - CDBG-CV Program Administration	21A		\$5,470.54
			6468908	7.102-19CV - CDBG-CV Program Administration	21A		\$2,374.90
			6471964	7.102-19CV - CDBG-CV Program Administration	21A		\$7,135.31
			6473079	7.102-19CV - CDBG-CV Program Administration	21A		\$1,487.17
			6473167	7.102-19CV - CDBG-CV Program Administration	21A		\$4,570.01
			6475665	7.102-19CV - CDBG-CV Program Administration	21A		\$3,623.00
			6481801	7.102-19CV - CDBG-CV Program Administration	21A		\$3,640.10
			6493376	7.102-19CV - CDBG-CV Program Administration	21A		\$4,173.62
			6493625	7.102-19CV - CDBG-CV Program Administration	21A		\$4,007.17
			6496165	7.102-19CV - CDBG-CV Program Administration	21A		\$5,600.51
			6502965	7.102-19CV - CDBG-CV Program Administration	21A		\$5,292.64
			6506526	7.102-19CV - CDBG-CV Program Administration	21A		\$5,734.40
			6508331	7.102-19CV - CDBG-CV Program Administration	21A		\$8,627.75
			6509124	7.102-19CV - CDBG-CV Program Administration	21A		\$32,304.20
			6592884	7.102-19CV - CDBG-CV Program Administration	21A		\$26,594.51
			6603731	7.102-19CV - CDBG-CV Program Administration	21A		\$527.07
			6605375	7.102-19CV - CDBG-CV Program Administration	21A		\$8,652.69
			6611536	7.102-19CV - CDBG-CV Program Administration	21A		\$901.71
			6623800	7.102-19CV - CDBG-CV Program Administration	21A		\$12,029.86
			6633931	7.102-19CV - CDBG-CV Program Administration	21A		\$6,465.07
			6646926	7.102-19CV - CDBG-CV Program Administration	21A		\$6,391.63
			6647979	7.102-19CV - CDBG-CV Program Administration	21A		\$15,000.00
			6676487	7.102-19CV - CDBG-CV Program Administration	21A		\$5,856.10
			6683301	7.102-19CV - CDBG-CV Program Administration	21A		\$11,322.17
			6690270	7.102-19CV - CDBG-CV Program Administration	21A		\$3,112.61
			6698344	7.102-19CV - CDBG-CV Program Administration	21A		\$2,327.56
			6701533	7.102-19CV - CDBG-CV Program Administration	21A		\$3,093.86
			6703739	7.102-19CV - CDBG-CV Program Administration	21A		\$3,265.55
			6709202	7.102-19CV - CDBG-CV Program Administration	21A		\$934.94
			6711775	7.102-19CV - CDBG-CV Program Administration	21A		\$2,539.07
			6714401	7.102-19CV - CDBG-CV Program Administration	21A		\$3,107.79
			6719277	7.102-19CV - CDBG-CV Program Administration	21A		\$3,969.88
			6723115	7.102-19CV - CDBG-CV Program Administration	21A		\$2,849.89
			6728665	7.102-19CV - CDBG-CV Program Administration	21A		\$2,947.01
			6736521	7.102-19CV - CDBG-CV Program Administration	21A		\$3,173.00
			6742504	7.102-19CV - CDBG-CV Program Administration	21A		\$3,036.09
			6747327	7.102-19CV - CDBG-CV Program Administration	21A		\$6,257.09
			6756152	7.102-19CV - CDBG-CV Program Administration	21A		\$3,065.57
			6760036	7.102-19CV - CDBG-CV Program Administration	21A		\$2,963.95
			6766051	7.102-19CV - CDBG-CV Program Administration	21A		\$3,130.98
			6776116	7.102-19CV - CDBG-CV Program Administration	21A		\$5,022.36
			6781389	7.102-19CV - CDBG-CV Program Administration	21A		\$2,763.97
			6782162	7.102-19CV - CDBG-CV Program Administration	21A		\$10,000.00
			6795813	7.102-19CV - CDBG-CV Program Administration	21A		\$8,532.87
			6801716	7.102-19CV - CDBG-CV Program Administration	21A		\$254.56
			6804459	7.102-19CV - CDBG-CV Program Administration	21A		\$10,700.18
Total							\$469,414.07



Program Year: 2022
 Start Date 01-Jul-2022 - End Date 30-Jun-2023

RIVERSIDE COUNTY
Home Disbursements and Unit Completions

Activity Type	Disbursed Amount	Units Completed	Units Occupied
Rentals	\$2,700,000.00	22	22
Total, Rentals and TBRA	\$2,700,000.00	22	22
Grand Total	\$2,700,000.00	22	22

Home Unit Completions by Percent of Area Median Income

Activity Type	Units Completed				
	0% - 30%	31% - 50%	51% - 60%	Total 0% - 60%	Total 0% - 80%
Rentals	3	11	8	22	22
Total, Rentals and TBRA	3	11	8	22	22
Grand Total	3	11	8	22	22

Home Unit Reported As Vacant

Activity Type	Reported as Vacant
Rentals	0
Total, Rentals and TBRA	0
Grand Total	0

Home Unit Completions by Racial / Ethnic Category

	Rentals		Grand Total
	Completed	Completed -	
White	15	10	15
Black/African American	7	0	
Total	22	10	
	Total, Rentals and TBRA		Grand Total
	Completed	Completed -	Completed -
White	15	10	10

Black/African American

7	0	7	0
22	10	22	10

APPENDIX B

2022-23 CDBG ACTIVITY DETAIL SUMMARY REPORT – PR03



U.S. Department of Housing and Urban Development
 Office of Community Planning and Development
 Integrated Disbursement and Information System
 CDBG Activity Summary Report (GPR) for Program Year 2022
 RIVERSIDE COUNTY

Date: 25-Aug-2023
 Time: 17:46
 Page: 1

PGM Year: 2015
Project: 0008 - 9.128-15 - CDBG Program Administration
IDIS Activity: 5675 - 9.128-15 - CDBG Program Administration
Status: Completed 8/2/2022 7:33:02 PM
Location: ,
Objective:
Outcome:
Matrix Code: General Program Administration (21A) **National Objective:**

Activity to prevent, prepare for, and respond to Coronavirus: No

Initial Funding Date: 09/22/2015

Description:

CDBG administration funding provides staffing and overall program management, coordination, monitoring, and evaluation of the CDBG program.

Financing

	Fund Type	Grant Year	Grant	Funded Amount	Drawn In Program Year	Drawn Thru Program Year
CDBG	EN	2015	B15UC060506	\$1,334,588.00	\$0.00	\$1,334,588.00
Total	Total			\$1,334,588.00	\$0.00	\$1,334,588.00

Proposed Accomplishments

Actual Accomplishments

	Owner		Renter		Total		Person	
	Total	Hispanic	Total	Hispanic	Total	Hispanic	Total	Hispanic
<i>Number assisted:</i>								
White:					0	0		
Black/African American:					0	0		
Asian:					0	0		
American Indian/Alaskan Native:					0	0		
Native Hawaiian/Other Pacific Islander:					0	0		
American Indian/Alaskan Native & White:					0	0		
Asian White:					0	0		
Black/African American & White:					0	0		
American Indian/Alaskan Native & Black/African American:					0	0		
Other multi-racial:					0	0		
Asian/Pacific Islander:					0	0		
Hispanic:					0	0		
Total:	0	0	0	0	0	0	0	0
Female-headed Households:					0			

Income Category:

Owner Renter Total Person

Extremely Low			0	
Low Mod			0	
Moderate			0	
Non Low Moderate			0	
Total	0	0	0	0
Percent Low/Mod				

Annual Accomplishments

No data returned for this view. This might be because the applied filter excludes all data.

PGM Year:	2016			
Project:	0006 - 9.141-16 - CDBG Program Administration			
IDIS Activity:	5845 - 9.141-16 - CDBG Program Administration			
Status:	Completed 12/15/2022 1:58:54 PM	Objective:		
Location:	,	Outcome:		
		Matrix Code:	General Program Administration (21A)	National Objective:

Activity to prevent, prepare for, and respond to Coronavirus: No

Initial Funding Date: 09/14/2016

Description:

CDBG administration funding provides staffing and overall program management, coordination, monitoring, and evaluation of the CDBG program.

Financing

	Fund Type	Grant Year	Grant	Funded Amount	Drawn In Program Year	Drawn Thru Program Year
CDBG	EN	2016	B16UC060506	\$1,360,268.04	\$1,408.85	\$1,360,268.04
Total	Total			\$1,360,268.04	\$1,408.85	\$1,360,268.04

Proposed Accomplishments

Actual Accomplishments

	Owner		Renter		Total		Person	
	Total	Hispanic	Total	Hispanic	Total	Hispanic	Total	Hispanic
Number assisted:								
White:					0	0		
Black/African American:					0	0		
Asian:					0	0		
American Indian/Alaskan Native:					0	0		
Native Hawaiian/Other Pacific Islander:					0	0		
American Indian/Alaskan Native & White:					0	0		
Asian White:					0	0		
Black/African American & White:					0	0		
American Indian/Alaskan Native & Black/African American:					0	0		
Other multi-racial:					0	0		
Asian/Pacific Islander:					0	0		
Hispanic:					0	0		
Total:	0	0	0	0	0	0	0	0

Female-headed Households: 0

American Indian/Alaskan Native & White:	0	0	0	0	0	0	0	0
Asian White:	0	0	0	0	0	0	0	0
Black/African American & White:	0	0	0	0	0	0	0	0
American Indian/Alaskan Native & Black/African American:	0	0	0	0	0	0	0	0
Other multi-racial:	0	0	0	0	0	0	0	0
Asian/Pacific Islander:	0	0	0	0	0	0	0	0
Hispanic:	0	0	0	0	0	0	0	0
Total:	0	0	0	0	0	0	0	0

Female-headed Households: 0 0 0

Income Category:

	Owner	Renter	Total	Person
Extremely Low	0	0	0	0
Low Mod	0	0	0	0
Moderate	0	0	0	0
Non Low Moderate	0	0	0	0
Total	0	0	0	0
Percent Low/Mod				

Annual Accomplishments

Years	Accomplishment Narrative	# Benefitting
2016	Funding \$50,000. 2/23/17 reprog \$3,000 from idis#5878 for ADC, funding increased to \$53,000. 7/11/17 reprog \$33,048.21 from idis#5879, funding increased to \$86,048.21. 7/24/17 reprog \$4,171.41 for ADC from (\$2,063.09 idis#5900, \$1,341.89 idis#5899, \$766.43 idis#5354), funding increased to \$90,219.62. Project underway. The Jurupa Valley Boxing Club improvements will use CDBG funds to construct a facility adjacent parking lot to include a paved and fenced parking area, additional parking spaces, ADA compliant parking spaces and lighting for the purpose of creating a suitable living environment. The project is currently assigned to EDA project management staff to complete, staff is currently working on the RFP for design, project specifications and bid documents. Project is expected to be ready to accept bids for construction by late 2017. 0% of the project is complete at this time.	
2017	6/4/18 reprog \$4,000 from unencumbered for ADC, funding increased to \$94,219.62. 6/20/18 reprog \$274,154.39 from idis#5464, funding increased to \$368,374.01. Project is currently underway. Parking lot improvement and public safety project was approved by the Board of Supervisors with a budget of \$397,000. Project Management staff is procuring services of civil engineer/architect to complete design. Construction activities expected to be completed in 2018-2019.	
2018	Project underway 5/23/19. The Jurupa Valley Boxing Club improvements will use CDBG funds to construct a facility adjacent parking lot to include a paved and fenced parking area, additional parking spaces, ADA compliant parking spaces and lighting for the purpose of creating a suitable living environment. The project is currently assigned to EDA project management staff to complete, staff is currently working on the design portion of the project and completing specifications and bid documents. Project is expected to be ready to accept bids for construction by summer 2019. 0% of the project is complete at this time.	

- 2019 10.21.19 reprog \$53,236 (\$50,000 to project funds and \$3,236 to ADC) from unencumbered, funding increased to \$421,610.01. 5.11.2020 reprog \$100,000 from unencumbered, funding increased to \$521,610.01. Project underway 5/23/19. The Jurupa Valley Boxing Club improvements used CDBG funds to construct a facility-adjacent parking lot to include a paved and fenced parking area, additional parking spaces, ADA compliant parking spaces, and lighting for the purpose of creating a suitable living environment. At this time, the project is awaiting back-ordered solar lighting to be delivered and installed in order to be completed. The project is currently assigned to Facilities Management (FM) project management staff to supervise. FM staff is currently overseeing the construction portion of this project, which is expected to be completed by the end of August 2020. At this time, the project is at 80% completion.
- 2020 2.5.2021 reprog \$8,392.02 from unencumbered, funding increased to \$530,002.03. 2.11.2021 reprog \$12,000 from unencumbered, funding increased to \$542,002.03. The project is 99% complete. The construction portion is complete, awaiting final reporting documents. The Jurupa Valley Boxing Club improvements used CDBG funds to construct a facility-adjacent parking lot to include a paved and fenced parking area, additional parking spaces, ADA compliant parking spaces, and lighting for the purpose of creating a suitable living environment.
- 2021 8.19.2022 reprog \$5,754.05 unused ADC, funding decreased to \$536,247.98.
- 2022 The project is 100% complete. The County staff used CDBG funds to construct a new parking lot and perimeter fence at their Boxing Club facility. The new parking lot provided 24 additional parking spaces adjacent to their location. The parking lot includes lighting and an 8-foot chain-link perimeter fence to improve safety for the purpose of availability and accessibility of creating a suitable living environment.

PGM Year:	2016		
Project:	0101 - 3.129-16 - San Jacinto Mountain Community Center Project		
IDIS Activity:	5938 - 3.129-16 - San Jacinto Mountain Community Center Project		
Status:	Open	Objective:	Create suitable living environments
Location:	PO Box 1770 54201 Ridgeview Drive Idyllwild, CA 92549-1770	Outcome:	Sustainability
		Matrix Code:	Neighborhood Facilities (03E) National Objective: LMA

Activity to prevent, prepare for, and respond to Coronavirus: No

Initial Funding Date: 10/25/2016

Description:

The San Jacinto Mountain Community Center (d.b.a., Idyllwild Community Center) is a non-profit organization serving the residents within the Idyllwild community.

Financing

	Fund Type	Grant Year	Grant	Funded Amount	Drawn In Program Year	Drawn Thru Program Year
CDBG	EN	Pre-2015		\$3,676.78	\$0.00	\$0.00
		2014	B14UC060506		\$0.00	\$3,676.78
		2016	B16UC060506	\$251,819.78	\$95,163.80	\$251,819.78
		2017	B17UC060506	\$1,885.49	\$1,581.11	\$1,885.49
		2018	B18UC060506	\$797,431.67	\$113,149.54	\$118,714.34
		2019	B19UC060506	\$544,558.52	\$0.00	\$0.00
	2020	B20UC060506	\$5,000.00	\$110.88	\$110.88	
	LA	2003	B03UC060506	\$1,504.09	\$0.00	\$1,504.09
Total	Total			\$1,605,876.33	\$210,005.33	\$377,711.36

Proposed Accomplishments

Public Facilities : 1
 Total Population in Service Area: 12,000
 Census Tract Percent Low / Mod: 52.17

Annual Accomplishments

Years	Accomplishment Narrative	# Benefitting
2016	Substantial Amendment-10/24/16 reprog \$180,000 from idis#5853, funding increased to \$180,000. 10/24/16 reprog \$20,000 from idis#5853 for Activity Delivery Costs, funding increased to \$200,000. 12/14/16 (Torres-Martinez canceled project) increase \$1,504.09 from LA unencumbered/decrease \$1,504.09 EN to unencumbered, funding remains the same at \$200,000. 7/11/17 reprog \$100,000 from idis#5563, funding increased to \$300,000. Year end clean-up reprog unused ADC funding \$9,059.70 from (\$931.71 idis#5832, \$1,802.73 idis#5824, \$4,642.48 idis#5825, \$1,504.99 idis#5847, \$177.79 idis#5848), funding increased to \$309,059.70. Project activities underway. Project 0% complete to date. Currently, the County is undertaking administrative actions related to completing the Environmental Assessment for the project. The Public Notice indicating the Countys intent to adopt the Finding of No Significant Impact (FONSI) and Request for Release of Funds (RROF) is set to advertise on 7/20/17, with public comments due by August 22, 2017. The documents will be accepted and authorized on or about August 29, 2017 at the Riverside County Board of Supervisors meeting. Additionally, a preliminary review meeting is scheduled with the San Jacinto Mountain Community Center non-profit group, dba Idyllwild Community Center on August 2, 2017. Once this meeting takes place, the County will draft the CDBG Sponsors Agreement. There is no public benefit to report.	
2017	CDBG Project underway. Project currently 0% complete. The San Jacinto Mountains Community Center (SJMCC), non-profit organization, is in the process of completing other site improvements related to onsite drainage improvements, site development, and the installation of a community amphitheater. It is anticipated that the SJMCC will be prepared to hire a consultant to design the community center project in Fall of 2018, with construction commencing in Spring of 2019. To date, there is no public benefit to report.	
2018	10/31/18 reprog \$3,000 from unencumbered ADC, funding increased to \$312,059.70. 1/30/19 reprog \$4,800.63 from IDIS#6036, funding increased to \$316,860.33. 3/7/2019 reprog \$796,000 (\$790,000 project funds & \$6,000 ADC funding), funding increased \$1,112,860.33. CDBG Project activities continuing. Project is approximately 10%. The San Jacinto Mountains Community Center (SJMCC), a non-profit organization, has nearly completed Phase I (non-CDBG-funded portion) which has been delayed by wildfires, heavy snowfall, and record rainfall and flooding. Phase I includes drainage improvements, parking, site development, and the installation of a community amphitheater. Sponsor has completed and submitted plans and drawings to the County for final approval and permitting for Phase II (CDBG-funded portion). Sponsor is also continuing with fundraising for Phase II to reach the \$5,000,000 development cost estimate. Construction of Phase II expected to start late Fall 2019. To date, there is no public benefit to report.	
2019	8.17.2020 - The project sponsor has undergone a change in leadership and project management. In addition, other suitable facilities have become available to the SJMCC. Consequently, Phase II of the San Jacinto Mountains Community Center has been significantly scaled back in size, scope, and budget. The project now involves the construction of a 1,750 square foot building (instead of the 8,000 square foot facility) with an activities room, ticket booth/office space, small commercial kitchen, indoor and outdoor restrooms, landscaping, and security fencing. The project budget has been reduced from over \$6,000,000 to \$1,200,000. As of June 30, 2020, the project sponsor was preparing to bid out the initial fencing project, followed by the community center facility in late Fall 2020.	

2020 Project Update 7/9/2021: The San Jacinto Mountain Community Center (d.b.a., Idyllwild Community Center) is a non-profit organization serving the residents within the Idyllwild community. The Idyllwild Community Center will use CDBG funds for costs associated with the development of the facility for the purpose of creating a suitable living environment. Phase II of the San Jacinto Mountain Community Center includes a single-story 1,750 square foot building with an activities room, ticket booth/office space, a small commercial kitchen, indoor and outdoor restrooms, and security fencing. As of 7/09/2021, phase II of the project is 35% complete. The security fencing is complete and the draft plans for the building are complete and awaiting approval at plan check.

2021 6.29.2022 reprog \$483,016 from unencumbered, funding increased to \$1,595,876.33. 7.20.2022 reprog \$5,000 from unencumbered for ADC, funding increased to \$1,600,876.33. The project is 40% complete. The San Jacinto Mountain Community Center (d.b.a., Idyllwild Community Center) is a non-profit organization serving the residents within the Idyllwild community. The Idyllwild Community Center will use CDBG funds for costs associated with the development of the facility for the purpose of creating a suitable living environment. Phase II of the San Jacinto Mountain Community Center includes a single-story 1,750 square foot building with an activities room, ticket booth/office space, a small commercial kitchen, indoor and outdoor restrooms, and security fencing. The security fencing of phase I is complete. Bidding is complete, a contractor has been identified and a contract for construction has been awarded for phase II.

2022 6.26.2023 reprog \$5,000 from unencumbered for ADC, funding increased to \$1,605,876.33. Project underway. The project is 50% complete. The San Jacinto Mountain Community Center (d.b.a., Idyllwild Community Center) is a non-profit organization serving the residents within the Idyllwild community. The Idyllwild Community Center will use CDBG funds for costs associated with the development of the facility for the purpose of creating a suitable living environment. Phase II of the San Jacinto Mountain Community Center includes a single-story 1,750 square-foot building with an activities room, ticket booth/office space, a small commercial kitchen, indoor and outdoor restrooms, and security fencing. The construction phase of the community building is underway.

PGM Year:	2017		
Project:	0013 - 9.157-17 - Community Enhancement Program		
IDIS Activity:	5985 - 9.157-17 - Community Enhancement Program		
Status:	Completed 10/20/2022 12:00:00 AM	Objective:	Create suitable living environments
Location:	5555 Arlington Ave Countywide Riverside, CA 92504-2506	Outcome:	Sustainability
		Matrix Code:	Neighborhood Cleanups (05V) National Objective: LMA

Activity to prevent, prepare for, and respond to Coronavirus: No

Initial Funding Date: 11/07/2017

Description:

EDAs Neighborhood Enhancement Unit (NEU) will conduct Community Enhancement activities and programs including community group-coordinated community events and adulyouth illegal

Financing

	Fund Type	Grant Year	Grant	Funded Amount	Drawn In Program Year	Drawn Thru Program Year
CDBG	EN	2017	B17UC060506	\$18,155.99	\$0.00	\$18,155.99
Total	Total			\$18,155.99	\$0.00	\$18,155.99

Proposed Accomplishments

People (General) : 12,730
 Total Population in Service Area: 12,730
 Census Tract Percent Low / Mod: 54.52

Annual Accomplishments

Years	Accomplishment Narrative	# Benefitting
2017	2017-18 funding \$30,000.7/11/18 reprog remaining unused funds \$11,539.63 to idis#5997, funding reduced to \$18,460.37. Project is 100% complete as 6/30/2018. The County of Riverside Economic Development used CDBG funds to pay for supplies, equipment rentals, and materials costs to conduct 12 Neighborhood Cleanup events in various county unincorporated areas.	

PGM Year:	2014
Project:	0099 - 9.129-14 - Economic Development-Financial Assistance
IDIS Activity:	6074 - 9.129-14-1 Financial Assist- Trucha Clothing & Shoe Store
Status:	Canceled 8/11/2023 2:43:53 PM
Location:	2525 S San Jacinto Ave San Jacinto, CA 92583-5316
Objective:	Create economic opportunities
Outcome:	Availability/accessibility
Matrix Code:	ED Direct Financial Assistance to For-
National Objective:	LMJ

Activity to prevent, prepare for, and respond to Coronavirus: No

Initial Funding Date: 10/31/2017

Description:

CDBG funds will be used to provide a small business loan in the amount of \$50,000 to Trucha Clothing and Shoe Store, a retail business that has a store front in the City of San Jacinto.

Financing

	Fund Type	Grant Year	Grant	Funded Amount	Drawn In Program Year	Drawn Thru Program Year
CDBG	EN	Pre-2015		\$45,518.81	\$0.00	\$0.00
		2013	B13UC060506		\$0.00	\$512.56
		2014	B14UC060506		\$0.00	\$45,006.25
		2015	B15UC060506	\$4,481.19	\$0.00	\$4,481.19
Total	Total			\$50,000.00	\$0.00	\$50,000.00

Proposed Accomplishments

Jobs : 2

Actual Accomplishments

	Owner		Renter		Total		Person	
	Total	Hispanic	Total	Hispanic	Total	Hispanic	Total	Hispanic
White:	0	0	0	0	0	0	0	0
Black/African American:	0	0	0	0	0	0	0	0
Asian:	0	0	0	0	0	0	0	0
American Indian/Alaskan Native:	0	0	0	0	0	0	0	0
Native Hawaiian/Other Pacific Islander:	0	0	0	0	0	0	0	0
American Indian/Alaskan Native & White:	0	0	0	0	0	0	0	0
Asian White:	0	0	0	0	0	0	0	0
Black/African American & White:	0	0	0	0	0	0	0	0
American Indian/Alaskan Native & Black/African American:	0	0	0	0	0	0	0	0
Other multi-racial:	0	0	0	0	0	0	0	0
Asian/Pacific Islander:	0	0	0	0	0	0	0	0
Hispanic:	0	0	0	0	0	0	0	0
Total:	0	0	0	0	0	0	0	0
Female-headed Households:	0		0		0			

Income Category:

	Owner	Renter	Total	Person
Extremely Low	0	0	0	0
Low Mod	0	0	0	0
Moderate	0	0	0	0
Non Low Moderate	0	0	0	0
Total	0	0	0	0
Percent Low/Mod				

Annual Accomplishments

Years	Accomplishment Narrative	# Benefitting
2017	10/31/17 reprog \$70,000 from idis#5660 (\$50,000 business loan, \$20,000 for ADC), funding increased to \$70,000. 1/9/18 reprog \$5,000 from idis#5660, funding increase to \$75,000. 1/25/18 reprog \$1,278 from idis#5660, funding increased to \$76,278. 2/26/18 reprog \$310 from idis#5849 for ADC, funding increased to \$76,588. 3/14/18 reprog \$4,000 from unencumbered for ADC, funding increased to \$80,588.6/4/18 reprog \$50 from idis#5678, funding increased to \$80,638. Project is complete as of 6/28/2018. The County used CDBG funds to assist a small business in the cooperating city of San Jacinto by loaning them \$50,000 to pay off current debt. Funds have been fully disbursed, but project is pending the 2 FTE job creation requirement scheduled for the period between October 2020 and January 2021.	
2018	7/30/18 reprog \$1,062 from unencumbered, funding increased to \$81,700. 6.19.19 reprog \$2,430.68 to unencumbered, funding decreased to \$79,269.32. The project is in progress. CDBG funds were used by the County to provide a small business loan in the amount of \$50,000 to Trucha Clothing and Shoe Store, a retail business that has a storefront in the City of San Jacinto. Financial assistance was provided to the business to refinance business-related debt for the purpose of increasing cash resources to purchase store inventory with the goal of increasing sales.	
2019	2.3.20 reprog \$29,269.32 (\$2,350.00 project and \$26,919.32 ADC) to unencumbered, funding decreased to \$50,000.	
2020	The project is 95% complete. CDBG funds were used by the County to provide a small business loan in the amount of \$50,000 to Trucha Clothing and Shoe Store, a retail business that has a storefront in the City of San Jacinto. Financial assistance was provided to the business to refinance business-related debt for the purpose of increasing cash resources to purchase store inventory with the goal of increasing sales. The business has been closed and was negatively affected and unable to reopen due to the COVID-19 pandemic. This project is 60% complete. The County of Riverside Department of Housing, Homelessness Prevention, and Workforce Solutions and pass-through County Departments will use CDBG and CDBG-CV funds to pay for costs associated with the administration of the COVID19 Micro-Enterprise Financial Assistance Program. The County will provide financial and technical assistance to small, private, for-profit business enterprises that qualify as micro-enterprises, pursuant to 24 CFR 570.201(o), in targeted areas of the County. CDBG funds will be used for staff salaries and funds used for loans, grants, technical assistance, outreach, servicing, compliance, and other activities.	

PGM Year:	2018		
Project:	0065 - 4.DHS.27-18 - Desert Hot Springs Yard Park Project		
IDIS Activity:	6206 - 4.DHS.27-18 - Desert Hot Springs Yard Park Project		
Status:	Open	Objective:	Create suitable living environments
Location:	65810 Hacienda Ave Desert Hot Springs, CA 92240-5559	Outcome:	Availability/accessibility
		Matrix Code:	Parks, Recreational Facilities (03F)
		National Objective:	LMA

Activity to prevent, prepare for, and respond to Coronavirus: No

Initial Funding Date: 10/10/2018

Description:

The City of Desert Hot Springs will use CDBG funds to complete Phase I of the City's newly proposed park referred to as the City's Yard Park. The City's Yard Park is intended to address

Financing

	Fund Type	Grant Year	Grant	Funded Amount	Drawn In Program Year	Drawn Thru Program Year
CDBG	EN	Pre-2015		\$28,237.75	\$0.00	\$0.00
		2014	B14UC060506		\$0.00	\$28,237.75
		2015	B15UC060506	\$143.82	\$0.00	\$143.82
		2016	B16UC060506	\$376.98	\$0.00	\$376.98
		2018	B18UC060506	\$189,412.57	\$0.00	\$189,412.57
	PI			\$1,456.00	\$0.00	\$1,456.00
Total	Total			\$219,627.12	\$0.00	\$219,627.12

Proposed Accomplishments

Public Facilities : 1
 Total Population in Service Area: 37,495
 Census Tract Percent Low / Mod: 62.58

Annual Accomplishments

Years	Accomplishment Narrative	# Benefitting
2018	2018-19 funding \$209,110. 10.10.18 reprog \$5,000 from unencumbered for ADC, funding increased to \$214,110. 6.11.19 reprog \$376.98 unused ADC from idis#5918, funding increased to \$214,486.98. Project is underway and is approximately 10% completed. Several design concepts have been prepared by the architect for City review, end-user review, and public comment. The City will use CDBG funds to complete Phase I of the City's newly proposed park referred to as Yard Park. The project is intended to address deficiencies at citywide parks, as identified by the City's Parks Master Plan. CDBG funds will be used to pay for the design and soft costs associated with the project.	
2019	7.16.19 reprog \$143.82 project funds (idis#5749) and \$344.32 ADC (idis#5818) total \$488.14, funding increased to \$214,975.12. 12.3.19 reprog \$5,000 for ADC from unencumbered, funding increased to \$219,975.12. The City of Desert Hot Springs will use CDBG funding for the design and construction of a new, 10-acre park, located between Flora Avenue and Hacienda Avenue. The new park will provide a suitable living environment for the residents of Desert Hot Springs. CDBG funds will be used to pay for costs associated with the design, construction, and project management of new park. Project will include new football field, baseball field, concessions, walking paths, restrooms, and bleacher area. The project is 10% complete. Environmental reviews are being completed, and development of the construction documents is underway. This project is combined with 4.DHS.31-19. 9.8.2020 increased PI \$1,456.00, decreased EN same amount, funding remains the same \$219,975.12.	
2020	The project is 90% Complete. As of the 8/4/21 City of Desert Hot Springs is working on the final report and has submitted the last drawdown request. The City of Desert Hot Springs utilized CDBG funding to pay for costs associated with the design, construction, and project management of a new, 10-acre park, located between Flora Avenue and Hacienda Avenue. The new park will provide a suitable living environment for the residents of Desert Hot Springs. The project will include a new football field, baseball field, concessions, walking paths, restrooms, and bleacher area. This project will provide city-wide, low- to moderate-income, population improved accessibility to recreational facilities for the purpose of creating a suitable living environment.	

2021 The project is 100% Complete. The City of Desert Hot Springs utilized CDBG funding to pay for professional design and pre-development of a multi-phase project of a new 10-acre park, located between Flora Avenue and Hacienda Avenue. The new park will provide a suitable living environment for the residents of Desert Hot Springs. The project will include a new football field, baseball field, concessions, walking paths, restrooms, and bleacher area. This project will provide city-wide, low- to moderate-income, populations with improved accessibility to recreational facilities for the purpose of creating a suitable living environment.

2022 11.16.2022 reprog \$348.00 unused ADC to unencumbered, funding decreased to \$219,627.12.

PGM Year: 2018
Project: 0037 - 1.WD.21-18 - City of Wildomar Sidewalk Project
IDIS Activity: 6219 - 1.WD.21-18 - City of Wildomar Sidewalk Project
Status: Completed 8/8/2022 5:14:27 PM **Objective:** Create suitable living environments
Location: 23873 Clinton Keith Rd Ste 201 Wildomar, CA 92595-9735 **Outcome:** Availability/accessibility
Matrix Code: Sidewalks (03L) **National Objective:** LMA

Activity to prevent, prepare for, and respond to Coronavirus: No

Initial Funding Date: 10/10/2018

Description:

The City of Wildomar will continue to reconstruct and install sidewalks on Wildomar Road, Sedco Blvd, Mission Trail, Railroad and Bundy Canyon. CDBG funds will be used for design,

Financing

	Fund Type	Grant Year	Grant	Funded Amount	Drawn In Program Year	Drawn Thru Program Year
CDBG	EN	Pre-2015		\$40,029.06	\$0.00	\$0.00
		2014	B14UC060506		\$0.00	\$40,029.06
		2015	B15UC060506	\$3,000.00	\$0.00	\$3,000.00
		2016	B16UC060506	\$5,000.00	\$0.00	\$5,000.00
		2017	B17UC060506	\$3,798.37	\$0.00	\$3,798.37
		2018	B18UC060506	\$652,036.06	\$0.00	\$652,036.06
		2019	B19UC060506	\$4,816.24	\$0.00	\$4,816.24
Total	Total			\$708,679.73	\$0.00	\$708,679.73

Proposed Accomplishments

People (General) : 1,235
 Total Population in Service Area: 1,235
 Census Tract Percent Low / Mod: 74.09

Annual Accomplishments

Years	Accomplishment Narrative	# Benefitting
--------------	---------------------------------	----------------------

2018 2018-19 funding \$106,453. 10/25/18 reprog \$125,000 from unencumbered (advancement of 2019-20 City allocation to be deducted from the City annual allocation), funding increased to \$231,453. 10/31/18 reprog \$4,000 from unencumbered ADC, funding increased to \$235,453. 5.1.19 reprog \$804.06 from unencumbered ADC, funding increased to \$236,257.06. Project Underway 6/6/19. The City of Wildomar will construct sidewalks, curbs, and gutters along Mission Trail, Wildomar Road, Sedco Blvd, Railroad, and Bundy Canyon for the purpose of a suitable living environment for residents in the low-income area of Wildomar. Phase one is completed and the continuation of work will begin in July 2019 for the purpose of establishing accessibility to safe sidewalks. Leverage funding is from general funding and CDBG. 6.14.19 reprog \$2,000.00 from unencumbered ADC, funding increased to \$238,257.06. 8.12.19 reprog \$4,000 from unencumbered, funding increased to \$242,257.06.

2019 9.18.19 reprog \$2,000 from unencumbered for ADC, funding increased to \$244,257.06. 9.30.19 reprog \$457,000 from unencumbered for the advancement of future funding to complete sidewalk project, funding increased to \$701,257.06. 11.07.19 reprog \$5,000 from unencumbered for ADC, funding increased to \$706,257.06. 1.15.20 reprog \$1,651.37 (ADC) from idis#5925, funding increased to \$707,908.43. 4.15.2020 reprog \$3,000 from unencumbered for ADC, funding increased to \$710,908.43. 5.7.2020 reprog \$3,000 from unencumbered for ADC, funding increased to \$713,908.43. 6.9.2020 reprog \$5,000 from unencumbered for ADC, funding increased to \$718,908.43. 7.16.2020 reprog \$3,000 from unencumbered for ADC, funding increased to \$721,908.43. Project Completed 6/12/19 for the existing construction sidewalks. Remaining funding will be used for design and plans of the sidewalks in low income area of Wildomar that lead to the Malaga Park. The City of Wildomar completed the first and second phase of sidewalk improvements utilizing CDBG funding to construct sidewalks, curbs, and gutters along Mission Trail. The project completed the section between Mission and Sedo Street for the purpose of providing safe passage. Phase II of the plans to cover the streets in a low income area between Elberta Rd and Malaga Rd off Mission Trail for the purpose of providing accessibility to safe passage for low-income residents. Phase III will consist of design and construction of the remaining low income area for the purpose of accessibility to safe passage. Leverage funding was be received from general Funds and State funding to complete the construction of sidewalks. 9.8.2020 reprog \$3,000 from unencumbered for ADC, funding increased to \$724,908.43.

2020 11.3.2020 reprog \$5,000 from unencumbered for ADC, funding increased to \$729,908.43. Project Completed 7/30/21 and pending the completion of designs for This is Phase3 of the Sedco (Mission Trail) sidewalk project which will create a contiguous walking path on Mission Trail from Malaga Rd. to Olive Street for the existing constructed sidewalks. The remaining funding was used for design and plans. The first and second phases of sidewalk improvements utilizing CDBG funding to construct sidewalks, curbs, and gutters along Mission Trail between Mission and Sedo Street for the purpose of providing safe passage. Phase II of the plans to cover the streets in a low-income area between Elberta Rd and Malaga Rd off Mission Trail for the purpose of providing accessibility to safe passage for low-income residents. Phase III will consist of design and construction of the remaining low-income area of Wildomar for the purpose of accessibility to safe passage. Leverage funding was received from general Funds and State funding.

2021 6.2.2022 reprog \$21,228.70 (\$20,044.94 project funds and \$1,183.76 unused ADC) to unencumbered, funding decreased to \$708,679.73. Project Completed 5/10/22. The completion of designs for This is PhaseIII of the Sedco (Mission Trail) sidewalk project which will create a continuous walking path on Mission Trail from Malaga Rd. to Olive Street for the existing constructed sidewalks. The first and second phases of sidewalk improvements utilizing CDBG funding to construct sidewalks, curbs, and gutters along Mission Trail between Mission and Sedo Street for the purpose of providing safe passage. Phase II of the plans to cover the streets in a low-income area between Elberta Rd and Malaga Rd off Mission Trail for the purpose of providing accessibility to safe passage for low-income residents. Phase III consisted of design. Construction of the remaining low-income area of Wildomar for the purpose of accessibility to safe passage will b paid from State funding. Leverage funding was received from general Funds and State funding.

PGM Year:	2018		
Project:	0076 - 1.95-18 - Mead Valley Community Center Improvement Project		
IDIS Activity:	6246 - 1.95-18 - Mead Valley Community Center Improvement Project		
Status:	Completed 8/1/2023 4:48:56 PM	Objective:	Create suitable living environments
Location:	21091 Rider St Perris, CA 92570-8800	Outcome:	Availability/accessibility
		Matrix Code:	Neighborhood Facilities (03E) National Objective: LMA

Activity to prevent, prepare for, and respond to Coronavirus: No
Initial Funding Date: 02/08/2019

Description:
 CDBG funds will be used to pay for costs associated with improvements, including but not limited to painting, resurfacing cement areas, security upgrades, and other improvements as needed.

Financing

	Fund Type	Grant Year	Grant	Funded Amount	Drawn In Program Year	Drawn Thru Program Year
CDBG	EN	Pre-2015		\$94.62	\$0.00	\$0.00
		2014	B14UC060506		\$0.00	\$94.62
		2018	B18UC060506	\$169,238.41	\$0.00	\$169,238.41
		2019	B19UC060506	\$4,483.17	\$0.00	\$4,483.17
Total	Total			\$173,816.20	\$0.00	\$173,816.20

Proposed Accomplishments

Public Facilities : 1
 Total Population in Service Area: 33,450
 Census Tract Percent Low / Mod: 53.59

Annual Accomplishments

Years	Accomplishment Narrative	# Benefitting
2018	2/8/19 reprog \$100,000 from idis#6179, funding increased to \$100,000. 2/13/19 reprog \$5,000 from unencumbered for ADC, funding increased to \$105,000. The project is 0% complete. CDBG funds will be used to pay for costs associated with improvements, including but not limited to painting, resurfacing cement areas, security upgrades, and other improvements as needed. The project is in the design phase of the upcoming improvements.	
2019	The project is 40% complete. The Grove Community non-profit used CDBG funds to pay for costs associated with improvements, including but not limited to painting, resurfacing cement areas, security upgrades, and other improvements as needed. The project is in the design phase of the forthcoming improvements. As of 8/21/20, The Grove staff have completed the security upgrades at the Center.	

- 2020 7.20.2021 reprog \$193,129.91 (\$188,129.91 project funds and \$5,000 ADC) from idis#6179, funding increased to \$298,129.91. The project is 45% complete. The Grove Community non-profit used CDBG funds to pay for costs associated with improvements, resurfacing cement areas, security upgrades, and other improvements as needed. The pending project is in the design phase of the forthcoming improvements.
- 2021 5.5.2022 reprog \$30,000 (project funds) to idis#6623, funding decreased to \$268,129.91. This project is 100% complete. The County of Riverside Department of Housing and Workforce Solutions and pass-through County Departments used CDBG funds to pay for costs associated with improvements, including but not limited to painting, resurfacing cement areas, security upgrades, and other improvements as needed.
- 2022 4.10.2023 reprog \$93,891.50 (unused project funds) to unencumbered, funding decreased to \$174,238.41. 5.10.2023 reprog \$422.21 unused ADC to unencumbered, funding decreased to \$173,816.20.

PGM Year: 2019
Project: 0006 - 9.188-19 - CDBG Program Administration
IDIS Activity: 6261 - 9.188-19 - CDBG Program Administration
Status: Completed 5/12/2023 5:33:28 PM
Location: ,
Objective:
Outcome:
Matrix Code: General Program Administration (21A) **National Objective:**

Activity to prevent, prepare for, and respond to Coronavirus: No
Initial Funding Date: 09/18/2019

Description:
 CDBG administration funding provides staffing and overall program management, coordination, monitoring, and evaluation of the CDBG program.

Financing

	Fund Type	Grant Year	Grant	Funded Amount	Drawn In Program Year	Drawn Thru Program Year
CDBG	EN	2019	B19UC060506	\$1,437,134.78	\$559.78	\$1,437,134.78
Total	Total			\$1,437,134.78	\$559.78	\$1,437,134.78

Proposed Accomplishments

Actual Accomplishments

	Owner		Renter		Total		Person	
	Total	Hispanic	Total	Hispanic	Total	Hispanic	Total	Hispanic
<i>Number assisted:</i>								
White:					0	0		
Black/African American:					0	0		
Asian:					0	0		
American Indian/Alaskan Native:					0	0		
Native Hawaiian/Other Pacific Islander:					0	0		
American Indian/Alaskan Native & White:					0	0		
Asian White:					0	0		
Black/African American & White:					0	0		
American Indian/Alaskan Native & Black/African American:					0	0		
Other multi-racial:					0	0		
Asian/Pacific Islander:					0	0		

Hispanic: 0 0 0 0 0 0 0 0
Total: 0 0 0 0 0 0 0 0

Female-headed Households: 0

Income Category:

	Owner	Renter	Total	Person
Extremely Low			0	
Low Mod			0	
Moderate			0	
Non Low Moderate			0	
Total	0	0	0	0
Percent Low/Mod				

Annual Accomplishments

No data returned for this view. This might be because the applied filter excludes all data.

PGM Year:	2019		
Project:	0053 - 3.161-19 - Anza Community Hall Septic System Replacement Project		
IDIS Activity:	6304 - 3.161-19 - Anza Community Hall Septic System Replacement Project		
Status:	Canceled 6/23/2023 1:08:01 PM	Objective:	Create suitable living environments
Location:	56630 Highway 371 Anza, CA 92539	Outcome:	Availability/accessibility
		Matrix Code:	Neighborhood Facilities (03E) National Objective: LMA

Activity to prevent, prepare for, and respond to Coronavirus: No

Initial Funding Date: 09/25/2019

Description:

The Anza Community Hall provides food assistance, healthcare services, and education classes to residents in the remote Anza Valley area.

Financing

	Fund Type	Grant Year	Grant	Funded Amount	Drawn In Program Year	Drawn Thru Program Year
CDBG	EN	Pre-2015		\$157.55	\$0.00	\$0.00
		2014	B14UC060506		\$0.00	\$157.55
Total	Total			\$157.55	\$0.00	\$157.55

Proposed Accomplishments

Public Facilities : 1
 Total Population in Service Area: 3,745
 Census Tract Percent Low / Mod: 60.08

Annual Accomplishments

Years	Accomplishment Narrative	# Benefitting
2019	2019-20 funding \$100,000. 10.7.19 reprog \$5,000 from unencumbered for ADC, funding increased to \$105,000. The project is 0% complete. The Anza Community Hall provides food assistance, healthcare services, and education classes to residents in the remote Anza Valley area. CDBG fund will be used for the design, construction, and material costs associated with replacing the Community Hall's current septic system to comply with current codes.	

2020 1.13.2021 reprog \$104,581.78 (\$100,000 project funds and \$4,581.78 ADC) to idis#6501, funding decreased to \$418.22 (ADC). The project is 0% complete. Implementation of this activity has been delayed due to COVID19 impacts.

2021 3.25.2022 reprog \$260.67 unused ADC to unencumbered, funding decreased to \$157.55. The project is 0% complete. The sponsor is canceling this project.

PGM Year:	2019					
Project:	0077 - 5.BN.43-19 - Dysart Park Improvement					
IDIS Activity:	6317 - 5.BN.43-19 - Dysart Park Improvement					
Status:	Completed 3/31/2023 6:43:40 PM			Objective:	Create suitable living environments	
Location:	2101 W Victory Ave Banning, CA 92220-4223			Outcome:	Availability/accessibility	
			Matrix Code:	Parks, Recreational Facilities (03F)	National Objective:	LMA

Activity to prevent, prepare for, and respond to Coronavirus: No

Initial Funding Date: 09/26/2019

Description:

The City of Banning will use CDBG funding for rehabilitation of Dysart Park.

Financing

	Fund Type	Grant Year	Grant	Funded Amount	Drawn In Program Year	Drawn Thru Program Year
CDBG	EN	2015	B15UC060506	\$7,000.00	\$0.00	\$7,000.00
		2016	B16UC060506	\$858.50	\$0.00	\$858.50
		2019	B19UC060506	\$30,752.18	\$4,814.60	\$30,752.18
Total	Total			\$38,610.68	\$4,814.60	\$38,610.68

Proposed Accomplishments

Public Facilities : 1

Total Population in Service Area: 11,420

Census Tract Percent Low / Mod: 64.62

Annual Accomplishments

Years	Accomplishment Narrative	# Benefitting
2019	2019-20 funding \$184,193. 10.7.19 reprog \$5,000 from unencumbered for ADC, funding increased to \$189,193. 2.20.2020 reprog \$2,000 from unencumbered for ADC, funding increased to \$191,193. Project completed 6/10/20 and pending the retention process. The City of Banning used CDBG funding for rehabilitation of Dysart Park for the purpose of providing a suitable living environment for low-income individuals and families. The project consisted of the replacement of deteriorated fencing of the exterior of the park for the purpose of sustainability. CDBG funds were used for removal of the existing fence, footing, and construction cost of a wrought iron fence and gate. Leverage funding was utilized from prior year CDBG. 9.8.2020 reprog \$3,000 from unencumbered for ADC, funding increased to \$194,193.00.	
2020	9.16.2020 reprog \$154,745.90 to idis#6448, funding decreased to \$39,447.10. 3.2.2021 reprog \$1,000 from unencumbered for ADC, funding increased to \$40,447.10. Project 95% complete. Dysart Park project consisted of the replacement of deteriorated fencing of the exterior of the park for the purpose of sustainability. CDBG funds were used for the removal of the existing fence, footing, and construction cost of a wrought iron fence and gate for the purpose of serving low-income residents. Leverage funding was utilized from the prior year CDBG. The remaining balance will be utilized for Park Signage.	

2021 The project is 95% complete. Dysart Park project consisted of the replacement of deteriorated fencing on the exterior of the park and new signage for the purpose of sustainability. CDBG funds were used for the removal of the existing fence, footing, and construction cost of a wrought iron fence and gate for the purpose of serving low-income residents. Leverage funding was utilized from the prior year CDBG. Improvement plans are being developed for the remaining balance of the award.

2022 3.9.2023 reprog \$1,677.87 (project funds) to idis#6696, funding decreased to \$38,769.23. 3.31.2023 reprog \$158.55 unused ADC to unencumbered, funding decreased to \$38,610.68. The project is 100% complete. Dysart Park project consisted of the replacement of deteriorated fencing on the exterior of the park and new signage for the purpose of sustainability. CDBG funds were used for the removal of the existing fence, footing, and construction cost of a wrought iron fence and gate for the purpose of serving low-income residents.

PGM Year:	2019		
Project:	0076 - 5.BEA-40-19 - Rangel Park Improvements Phase II		
IDIS Activity:	6318 - 5.BEA-40-19 - Rangel Park Improvements Phase II		
Status:	Completed 10/14/2022 12:00:00 AM	Objective:	Create suitable living environments
Location:	550 E 6th St Beaumont, CA 92223-2253	Outcome:	Availability/accessibility
		Matrix Code:	Parks, Recreational Facilities (03F) National Objective: LMA

Activity to prevent, prepare for, and respond to Coronavirus: No

Initial Funding Date: 09/26/2019

Description:

The City of Beaumont will use CDBG funds for Phase II of improvements at Rangel Park which includes the installation of the lighting of the ball fields.

Financing

	Fund Type	Grant Year	Grant	Funded Amount	Drawn In Program Year	Drawn Thru Program Year
CDBG	EN	2015	B15UC060506	\$7,541.39	\$0.00	\$7,541.39
		2016	B16UC060506	\$4,047.29	\$553.66	\$4,047.29
		2018	B18UC060506	\$2,994.77	\$0.00	\$2,994.77
		2019	B19UC060506	\$153,885.00	\$83,081.35	\$153,885.00
Total	Total			\$168,468.45	\$83,635.01	\$168,468.45

Proposed Accomplishments

Public Facilities : 1
 Total Population in Service Area: 1,780
 Census Tract Percent Low / Mod: 52.81

Annual Accomplishments

Years	Accomplishment Narrative	# Benefitting
2019	2019-20 funding \$153,885. 10.7.19 reprog \$5,000 from unencumbered for ADC, funding increased to \$158,885. 2.20.2020 reprog \$2,000 from unencumbered for ADC, funding increased to \$160,885. 6.9.2020 reprog \$3,000 from unencumbered for ADC, funding increased to \$163,885.00. Project underway 6/29/20. The City of Beaumont will conduct improvements to the Rangel Park that serve predominantly low income individuals, for the purpose of creating a suitable living environment. The City has utilized CDBG funds to pay for costs associated with the public notice advertising expenses, construction of new restrooms, a splash park water feature, playground equipment with safety surfacing, new decorative fencing, and upgraded ballfield features benefitting approximately 84% low- to moderate-income residents in the community of Beaumont. All trenching for sewer and water lines is completed 100% and has passed building inspection 6/26/20. The Pre-fab building will be delivered and set on the pad on July 9th. Leverage funding was from CDBG and City General fund.	

- 2020 10.14.2020 reprog \$2,000 from unencumbered for ADC, funding increased to \$165,885.00. 12.21.2020 reprog \$2,000 from unencumbered for ADC, funding increased to \$167,885.00. 3.23.2021 reprog \$5,000 from unencumbered, funding increased to \$172,885.00. Project underway. The City of Beaumont will conduct improvements to the Rangel Park that serve predominantly low-income individuals, for the purpose of creating a suitable living environment. The City will utilize CDBG funds to pay for costs associated with splash park water feature, playground equipment with safety surfacing, new decorative fencing, and upgraded ballfield features benefiting approximately 84% low- to moderate-income residents in the community of Beaumont. Leverage funding was from CDBG and the City General fund.
- 2021 The project is 40% complete. The City of Beaumont will conduct improvements to Rangel Park that serve predominantly low-income individuals, for the purpose of creating a suitable living environment. The City will utilize CDBG funds to pay for costs associated with a splash park, playground equipment with safety surfacing, new decorative fencing, and upgraded ballfield features benefiting approximately 84% of low- to moderate-income residents in the community of Beaumont. Leverage funding was from CDBG and the City General fund.
- 2022 10.14.2022 reprog \$4,416.55 unused ADC to unencumbered, funding decreased to \$168,468.45. The project is 100% complete. The City of Beaumont used CDBG funds to pay for installation associated with improvements to the playground equipment with safety surfacing and upgrades to the ballfield features benefiting approximately 84% of low- to moderate-income residents to create a suitable living environment. Leverage funding was from the City General fund.

PGM Year: 2019
Project: 0071 - 4.DHS.31-19 - Desert Hot Springs Yard Park Project - Phase II
IDIS Activity: 6322 - 4.DHS.31-19 - Desert Hot Springs Yard Park Project - Phase II
Status: Open
Location: 65950 Pierson Blvd Desert Hot Springs, CA 92240-3044
Objective: Create suitable living environments
Outcome: Availability/accessibility
Matrix Code: Parks, Recreational Facilities (03F) **National Objective:** LMA

Activity to prevent, prepare for, and respond to Coronavirus: No

Initial Funding Date: 09/26/2019

Description:

The City of Desert Hot Springs will use CDBG funds to complete Phase II of improvements at the City's Yard Park.

Financing

	Fund Type	Grant Year	Grant	Funded Amount	Drawn In Program Year	Drawn Thru Program Year
CDBG	EN	2015	B15UC060506	\$1,252.94	\$0.00	\$1,252.94
Total	Total			\$1,252.94	\$0.00	\$1,252.94

Proposed Accomplishments

- Public Facilities : 1
- Total Population in Service Area: 42,930
- Census Tract Percent Low / Mod: 65.48

Annual Accomplishments

Years	Accomplishment Narrative	# Benefitting
-------	--------------------------	---------------

- 2019 2019-20 funding \$246,935. 10.7.19 reprog \$5,000 from unencumbered for ADC, funding increased to \$251,935. The City of Desert Hot Springs will use CDBG funding for the design and construction of a new, 10-acre park, located between Flora Avenue and Hacienda Avenue. The new park will provide a suitable living environment for the residents of Desert Hot Springs. CDBG funds will be used to pay for costs associated with the design, construction, and project management of new park. Project will include new football field, baseball field, concessions, walking paths, restrooms, and bleacher area. The project is 10% complete. Environmental reviews are being completed, and development of the construction documents is underway. This project is combined with 4.DHS.27-18.
- 2020 The project is 15% Completed. Engineering Design and Specs are currently in progress. The City of Desert Hot Springs will use CDBG funding for the design and construction of a new, 10-acre park, located between Flora Avenue and Hacienda Avenue. The new park will provide a suitable living environment for the residents of Desert Hot Springs. CDBG funds will be used to pay for costs associated with the design, construction, and project management of the new park. The project will include a new football field, baseball field, concessions, walking paths, restrooms, and bleacher area.
- 2021 7.21.2022 per city request, reprog \$246,935 project funds to idis#6597, funding decreased to \$0. Project 0% complete. The City of Desert Hot Springs will use CDBG funding for the design and construction of a new, 10-acre park, located between Flora Avenue and Hacienda Avenue. The new park will provide a suitable living environment for the residents of Desert Hot Springs. CDBG funds will be used to pay for costs associated with the design, construction, and project management of the new park. The project will include a new football field, baseball field, concessions, walking paths, restrooms, and bleacher area.
- 2022 11.14.2022 reprog \$3,747.06 unused ADC to unencumbered, funding decreased to \$1,252.94.

PGM Year: 2019
Project: 0041 - 2.NR.53-19 - George Ingalls Equestrian Event Center ADA Parking Pads
IDIS Activity: 6334 - 2.NR.53-19 - George Ingalls Equestrian Event Center ADA Parking Pads
Status: Completed 8/25/2022 5:20:57 PM **Objective:** Create suitable living environments
Location: 2870 Clark Ave Norco, CA 92860-1903 **Outcome:** Availability/accessibility
Matrix Code: Parks, Recreational Facilities (03F) **National Objective:** LMC

Activity to prevent, prepare for, and respond to Coronavirus: No

Initial Funding Date: 09/27/2019

Description:

CDBG funds will be used for engineering, construction, any project management cost of compliant ADA parking pads near the restrooms at the George Ingalls Equestrian Event Center in the

Financing

	Fund Type	Grant Year	Grant	Funded Amount	Drawn In Program Year	Drawn Thru Program Year
CDBG	EN	2016	B16UC060506	\$46.82	\$0.00	\$46.82
		2019	B19UC060506	\$72,591.14	\$0.00	\$72,591.14
Total	Total			\$72,637.96	\$0.00	\$72,637.96

Proposed Accomplishments

Public Facilities : 1

Actual Accomplishments

	Owner		Renter		Total		Person	
	Total	Hispanic	Total	Hispanic	Total	Hispanic	Total	Hispanic
White:	0	0	0	0	0	0	2,713	535
Black/African American:	0	0	0	0	0	0	8	0

Number assisted:

Asian:	0	0	0	0	0	0	73	0
American Indian/Alaskan Native:	0	0	0	0	0	0	107	0
Native Hawaiian/Other Pacific Islander:	0	0	0	0	0	0	0	0
American Indian/Alaskan Native & White:	0	0	0	0	0	0	0	0
Asian White:	0	0	0	0	0	0	0	0
Black/African American & White:	0	0	0	0	0	0	0	0
American Indian/Alaskan Native & Black/African American:	0	0	0	0	0	0	0	0
Other multi-racial:	0	0	0	0	0	0	231	0
Asian/Pacific Islander:	0	0	0	0	0	0	0	0
Hispanic:	0	0	0	0	0	0	0	0
Total:	0	0	0	0	0	0	3,132	535

Female-headed Households: 0 0 0

Income Category:

	Owner	Renter	Total	Person
Extremely Low	0	0	0	3,132
Low Mod	0	0	0	0
Moderate	0	0	0	0
Non Low Moderate	0	0	0	0
Total	0	0	0	3,132
Percent Low/Mod				100.0%

Annual Accomplishments

Years	Accomplishment Narrative	# Benefitting
2019	2019-20 funding \$71,805. 10.7.19 reprog \$5,000 from unencumbered for ADC, funding increased to \$76,805. Project underway 6/3/19. The City of Norco will use CDBG funds for the design and construction of parking lot improvements at the Rose Elderidge Senior Center. The project is currently in the design phase with 0% complete on the project. The improvements will include a new parking lot surface and additional ADA parking spots. These improvements will create a suitable living environment for the senior population residing in the City of Norco. Project has been delayed due to COVID-19.	
2020	Project 100% completed. The City of Norco used CDBG funds for the engineering, construction, and project management costs necessary for the installation of compliant ADA parking pads near the restrooms at the George Ingalls Equestrian Event Center in the City of Norco for the purpose of creating a suitable living environment for the disabled population residing in the City of Norco. Waiting on the city to submit its final reimbursement package.	
2021	1.21.2022 reprog \$1,748.92 unused project funds to idis#6562, funding decreased to \$75,056.08. 1.21.2022 reprog \$2,464.94 unused ADC to unencumbered, funding decreased to \$72,591.14. 2.8.2022 reprog \$46.82 from unencumbered for ADC, funding increased to \$72,637.96. The project 100% completed. The City of Norco used CDBG funds for the engineering, construction, and project management costs necessary for the installation of compliant ADA parking pads near the restrooms at the George Ingalls Equestrian Event Center in the City of Norco for the purpose of creating a suitable living environment for the elderly and disabled population accessing the center.	

PGM Year:	2019
Project:	0011 - 9.193-19 - Home Enhancement Program
IDIS Activity:	6343 - 9.193-19 - AD - REHAB ADMIN ADC - Home Enhancement
Status:	Completed 8/30/2022 12:51:22 PM
Objective:	Provide decent affordable housing

Location: 5555 Arlington Ave Riverside, CA 92504-2506

Outcome: Affordability
 Matrix Code: Rehabilitation Administration (14H)

National Objective: LMH

Activity to prevent, prepare for, and respond to Coronavirus: No

Initial Funding Date: 10/21/2019

Description:

CDBG funds will be used for all delivery costs (including staff, other direct costs, and service costs) directly related to carrying out housing rehabilitation activities including professional

Financing

	Fund Type	Grant Year	Grant	Funded Amount	Drawn In Program Year	Drawn Thru Program Year
CDBG	EN	2015	B15UC060506	\$771.20	\$0.00	\$771.20
		2018	B18UC060506	\$800.00	\$0.00	\$800.00
		2019	B19UC060506	\$248,994.30	\$0.00	\$248,994.30
Total	Total			\$250,565.50	\$0.00	\$250,565.50

Proposed Accomplishments

Actual Accomplishments

	Owner		Renter		Total		Person	
	Total	Hispanic	Total	Hispanic	Total	Hispanic	Total	Hispanic
<i>Number assisted:</i>								
White:	0	0	0	0	0	0	0	0
Black/African American:	0	0	0	0	0	0	0	0
Asian:	0	0	0	0	0	0	0	0
American Indian/Alaskan Native:	0	0	0	0	0	0	0	0
Native Hawaiian/Other Pacific Islander:	0	0	0	0	0	0	0	0
American Indian/Alaskan Native & White:	0	0	0	0	0	0	0	0
Asian White:	0	0	0	0	0	0	0	0
Black/African American & White:	0	0	0	0	0	0	0	0
American Indian/Alaskan Native & Black/African American:	0	0	0	0	0	0	0	0
Other multi-racial:	0	0	0	0	0	0	0	0
Asian/Pacific Islander:	0	0	0	0	0	0	0	0
Hispanic:	0	0	0	0	0	0	0	0
Total:	0	0	0	0	0	0	0	0
Female-headed Households:	0		0		0			

Income Category:

	Owner	Renter	Total	Person
Extremely Low	0	0	0	0
Low Mod	0	0	0	0
Moderate	0	0	0	0
Non Low Moderate	0	0	0	0
Total	0	0	0	0
Percent Low/Mod				

Annual Accomplishments

Years	Accomplishment Narrative	# Benefitting
-------	--------------------------	---------------

2019 Accomplishments for this activity will be reported under each individual rehab activity set-up/funded for idis#s 6266 and 6282. 10/21/19 reprog \$200,000 from idis#6266 for ADC, funding increased to \$200,000. 3.3.2020 reprog \$50,000 from idis#6266 for admin expenses, funding increased to \$250,000. 3.10.2020 reprog \$565.50 from idis#6266 for admin expenses, funding increased to \$250,565.50. 3.31.2020 reprog \$800.00 from unencumbered, funding increased to \$251,365.50. 3.31.2020 reprog \$800.00 to unencumbered, funding decreased to \$250,565.50. All ADC costs are associated with activities for idis#6368 and idis#6369.

2020 4.22.2021 reprog \$205.70 from unencumbered, funding increased to \$250,771.20. 4.22.2021 reprog \$205.70 to unencumbered, funding decreased to \$250,565.50. Accomplishments reported under idis#s 6368, 6485, 6486, 6491, 6471, 6472, 6453, 6473, 6483, 6454, and 6484.

2021 All ADC costs are associated with activities for idis# 6368, 6485, 6486, 6491, 6471, 6472, 6453, 6473, 6483, 6454, and 6484. Accomplishments reported under idis#s 6368, 6485, 6486, 6491, 6471, 6472, 6453, 6473, 6483, 6454, and 6484.

PGM Year: 2019
Project: 0088 - 7.102-19CV - CDBG-CV Program Administration
IDIS Activity: 6377 - 7.102-19CV - CDBG-CV Program Administration
Status: Open **Objective:**
Location: , **Outcome:**
Matrix Code: General Program Administration (21A) **National Objective:**

Activity to prevent, prepare for, and respond to Coronavirus: Yes
Initial Funding Date: 09/08/2020

Description:
 HHPWS will allocate approximately \$368,211 of the CDBG-CV grant to an unallocated reserve or contingency fund.

Financing

	Fund Type	Grant Year	Grant	Funded Amount	Drawn In Program Year	Drawn Thru Program Year
CDBG	EN	2020	B20UW060506	\$496,087.00	\$93,272.31	\$458,459.33
Total	Total			\$496,087.00	\$93,272.31	\$458,459.33

Proposed Accomplishments

Actual Accomplishments

<i>Number assisted:</i>	Owner		Renter		Total		Person	
	Total	Hispanic	Total	Hispanic	Total	Hispanic	Total	Hispanic
White:					0	0		
Black/African American:					0	0		
Asian:					0	0		
American Indian/Alaskan Native:					0	0		
Native Hawaiian/Other Pacific Islander:					0	0		
American Indian/Alaskan Native & White:					0	0		
Asian White:					0	0		
Black/African American & White:					0	0		
American Indian/Alaskan Native & Black/African American:					0	0		
Other multi-racial:					0	0		
Asian/Pacific Islander:					0	0		

Hispanic: 0 0
Total: 0 0 0 0 0 0 0 0

Female-headed Households: 0

Income Category:

	Owner	Renter	Total	Person
Extremely Low			0	
Low Mod			0	
Moderate			0	
Non Low Moderate			0	
Total	0	0	0	0
Percent Low/Mod				

Annual Accomplishments

No data returned for this view. This might be because the applied filter excludes all data.

PGM Year: 2020
Project: 0006 - 9.203-20 - CDBG Program Administration
IDIS Activity: 6378 - 9.203-20 - CDBG Program Administration
Status: Completed 8/25/2022 3:59:46 PM **Objective:**
Location: , **Outcome:**
Matrix Code: General Program Administration (21A) **National Objective:**

Activity to prevent, prepare for, and respond to Coronavirus: No
Initial Funding Date: 09/14/2020

Description:
 CDBG administration funding provides staffing and overall program management, coordination, monitoring, and evaluation of the CDBG program.

Financing

	Fund Type	Grant Year	Grant	Funded Amount	Drawn In Program Year	Drawn Thru Program Year
CDBG	EN	2020	B20UC060506	\$1,476,924.00	\$0.00	\$1,476,924.00
Total	Total			\$1,476,924.00	\$0.00	\$1,476,924.00

Proposed Accomplishments

Actual Accomplishments

	Owner		Renter		Total		Person	
	Total	Hispanic	Total	Hispanic	Total	Hispanic	Total	Hispanic
White:					0	0		
Black/African American:					0	0		
Asian:					0	0		
American Indian/Alaskan Native:					0	0		
Native Hawaiian/Other Pacific Islander:					0	0		
American Indian/Alaskan Native & White:					0	0		
Asian White:					0	0		
Black/African American & White:					0	0		
American Indian/Alaskan Native & Black/African American:					0	0		

Other multi-racial: 0 0
 Asian/Pacific Islander: 0 0
 Hispanic: 0 0
Total: 0 0 0 0 0 0 0 0

Female-headed Households: 0

Income Category:

	Owner	Renter	Total	Person
Extremely Low			0	
Low Mod			0	
Moderate			0	
Non Low Moderate			0	
Total	0	0	0	0
Percent Low/Mod				

Annual Accomplishments

No data returned for this view. This might be because the applied filter excludes all data.

PGM Year: 2020
Project: 0007 - 9.204-20 - Fair Housing Program Administration
IDIS Activity: 6379 - 9.204-20 - Fair Housing Program Administration
Status: Completed 8/9/2022 1:47:07 PM **Objective:**
Location: , **Outcome:**
Matrix Code: Fair Housing Activities (subject to 20% **National Objective:**

Activity to prevent, prepare for, and respond to Coronavirus: No

Initial Funding Date: 09/09/2020

Description:

The program provides a vital range of "no-cost" fair housing services to eligible clientele throughout the County's Urban County program area.

Financing

	Fund Type	Grant Year	Grant	Funded Amount	Drawn In Program Year	Drawn Thru Program Year
CDBG	EN	2015	B15UC060506	\$10,296.13	\$0.00	\$10,296.13
		2020	B20UC060506	\$121,049.12	\$0.00	\$121,049.12
	PI			\$400.00	\$0.00	\$400.00
Total	Total			\$131,745.25	\$0.00	\$131,745.25

Proposed Accomplishments

Actual Accomplishments

	Owner		Renter		Total		Person	
	Total	Hispanic	Total	Hispanic	Total	Hispanic	Total	Hispanic
<i>Number assisted:</i>								
White:					0	0		
Black/African American:					0	0		
Asian:					0	0		
American Indian/Alaskan Native:					0	0		
Native Hawaiian/Other Pacific Islander:					0	0		

American Indian/Alaskan Native & White: 0 0
 Asian White: 0 0
 Black/African American & White: 0 0
 American Indian/Alaskan Native & Black/African American: 0 0
 Other multi-racial: 0 0
 Asian/Pacific Islander: 0 0
 Hispanic: 0 0
Total: 0 0 0 0 0 0 0 0

Female-headed Households: 0

Income Category:

	Owner	Renter	Total	Person
Extremely Low			0	
Low Mod			0	
Moderate			0	
Non Low Moderate			0	
Total	0	0	0	0
Percent Low/Mod				

Annual Accomplishments

No data returned for this view. This might be because the applied filter excludes all data.

PGM Year: 2020
Project: 0032 - 1.LE.73-20 - Lake Community Center Rehabilitation
IDIS Activity: 6404 - 1.LE.73-20 - Lake Community Center Rehabilitation
Status: Completed 1/24/2023 12:08:06 PM **Objective:** Create suitable living environments
Location: 310 W Graham Ave Lake Elsinore, CA 92530-3745 **Outcome:** Availability/accessibility
Matrix Code: Other Public Improvements Not Listed **National Objective:** LMA

Activity to prevent, prepare for, and respond to Coronavirus: No

Initial Funding Date: 09/10/2020

Description:

The City of Lake Elsinore will utilize CDBG for the continuation of the Lake Community Center rehabilitation project.

Financing

	Fund Type	Grant Year	Grant	Funded Amount	Drawn In Program Year	Drawn Thru Program Year
CDBG	EN	2016	B16UC060506	\$4,292.36	\$819.84	\$4,292.36
		2019	B19UC060506	\$659.80	\$0.00	\$659.80
		2020	B20UC060506	\$455,243.00	\$102,445.22	\$455,243.00
Total	Total			\$460,195.16	\$103,265.06	\$460,195.16

Proposed Accomplishments

People (General) : 8,970
 Total Population in Service Area: 11,215
 Census Tract Percent Low / Mod: 63.35

Annual Accomplishments

Years	Accomplishment Narrative	# Benefitting
-------	--------------------------	---------------

Asian/Pacific Islander:	0	0	0	0	0	0	0	0
Hispanic:	0	0	0	0	0	0	0	0
Total:	0	0	0	0	0	0	0	0
Female-headed Households:	0		0		0			

Income Category:

	Owner	Renter	Total	Person
Extremely Low	0	0	0	0
Low Mod	0	0	0	0
Moderate	0	0	0	0
Non Low Moderate	0	0	0	0
Total	0	0	0	0
Percent Low/Mod				

Annual Accomplishments

Years	Accomplishment Narrative	# Benefitting
2020	2020-21 funding \$69,791. 10.1.2020 reprog \$5,000 for ADC from unencumbered, funding increased to \$74,791.00. 10.22.2020 reprog \$18,337.54 from idis#6248, funding increased to \$93,128.54. 3.19.2021 reprog \$4.59 (project funds) from idis#6405, funding increased to \$93,133.13. Project 2% complete as of June 30, 2021. The City of Norco will use CDBG funds to renovate and rehabilitate existing restrooms at the Norco Community Center for the purpose of creating a suitable living environment. The ADA improvements will provide improved accessibility and remove barriers currently restricting access for the elderly and disabled.	
2021	Project 2% complete. The City of Norco will use CDBG funds to renovate and rehabilitate existing restrooms at the Norco Community Center for the purpose of creating a suitable living environment. The ADA improvements will provide improved accessibility and remove barriers currently restricting access for the elderly and disabled.	
2022	11.17.2022 reprog \$88,133.13 (per city, canceling project) to idis#6656, funding decreased to \$5,000. 12.6.2022 reprog \$5,000 unused ADC to unencumbered, funding decreased to \$0. The project was canceled per the city.	

PGM Year:	2020
Project:	0047 - 3.MR.58-20 - Pedestrian Safety Enhancement
IDIS Activity:	6418 - 3.MR.58-20 - Pedestrian Safety Enhancement
Status:	Open
Location:	1 Town Sq Various locations throughout the City Murrieta, CA 92562-7922
Objective:	Create suitable living environments
Outcome:	Availability/accessibility
Matrix Code:	Other Public Improvements Not Listed
National Objective:	LMC

Activity to prevent, prepare for, and respond to Coronavirus: No

Initial Funding Date: 09/11/2020

Description:

CDBG funds will be used to enhance pedestrian safety by installing new and upgrading existing pedestrian facility ramps to remove architectural barriers and meet ADA requirements

Financing

	Fund Type	Grant Year	Grant	Funded Amount	Drawn In Program Year	Drawn Thru Program Year
CDBG	EN	2016	B16UC060506	\$2,013.15	\$0.00	\$2,013.15
		2018	B18UC060506	\$2,986.85	\$1,492.03	\$1,492.03
		2019	B19UC060506	\$175,907.05	\$0.00	\$382.83

		2020 B20UC060506		\$318,670.13	\$0.00	\$0.00
Total	Total			\$499,577.18	\$1,492.03	\$3,888.01

Proposed Accomplishments

People (General) : 5,856

Actual Accomplishments

	Owner		Renter		Total		Person	
	Total	Hispanic	Total	Hispanic	Total	Hispanic	Total	Hispanic
<i>Number assisted:</i>								
White:	0	0	0	0	0	0		0
Black/African American:	0	0	0	0	0	0	0	0
Asian:	0	0	0	0	0	0	0	0
American Indian/Alaskan Native:	0	0	0	0	0	0	0	0
Native Hawaiian/Other Pacific Islander:	0	0	0	0	0	0	0	0
American Indian/Alaskan Native & White:	0	0	0	0	0	0	0	0
Asian White:	0	0	0	0	0	0	0	0
Black/African American & White:	0	0	0	0	0	0	0	0
American Indian/Alaskan Native & Black/African American:	0	0	0	0	0	0	0	0
Other multi-racial:	0	0	0	0	0	0	0	0
Asian/Pacific Islander:	0	0	0	0	0	0	0	0
Hispanic:	0	0	0	0	0	0	0	0
Total:	0	0	0	0	0	0	0	0
Female-headed Households:	0		0		0			

Income Category:

	Owner	Renter	Total	Person
Extremely Low	0	0	0	0
Low Mod	0	0	0	0
Moderate	0	0	0	0
Non Low Moderate	0	0	0	0
Total	0	0	0	0
Percent Low/Mod				

Annual Accomplishments

Years	Accomplishment Narrative	# Benefitting
2020	2020-21 funding \$318,653. 10.1.2020 reprog \$5,000 for ADC from unencumbered, funding increased \$323,653.00. 2.19.2021 reprog \$175,907.05 (\$170,907.05 project funds and \$5,000 ADC) from unencumbered, funding increased to \$499,560.05. 4.15.2021 reprog \$17.13 from idis#6416, funding increased to \$499,577.18. The project is currently in the design phase with 0% complete. The City of Murrieta will use CDBG funds to enhance pedestrian safety by installing new, and upgrading existing, pedestrian facility ramps to remove architectural barriers and meet ADA requirements throughout the city. Eligible costs will include design, construction, and project management. Once completed, these improvements will meet the national objective of creating a suitable living environment.	

2022 The project is 5% complete. The City of Murrieta will use CDBG funds to pay for costs associated to enhance pedestrian safety by installing new and upgrading existing pedestrian facility ramps to remove architectural barriers and meet ADA requirements throughout the City, for the purpose of creating a suitable living environment. Eligible costs will include design, construction, compliance monitoring, project management, and other project-related costs.

PGM Year:	2020		
Project:	0048 - 3.SJ.08-20 - San Jacinto Street Pavement and Sidewalk Improvement Project		
IDIS Activity:	6419 - 3.SJ.08-20 - San Jacinto Street Pavement and Sidewalk Improvement Project		
Status:	Open	Objective:	Create suitable living environments
Location:	595 S San Jacinto Ave Various locations throughout the City San Jacinto, CA 92583-4134	Outcome:	Sustainability
		Matrix Code:	Other Public Improvements Not Listed
		National Objective:	LMA

Activity to prevent, prepare for, and respond to Coronavirus: No

Initial Funding Date: 09/11/2020

Description:

The City of San Jacinto will use CDBG funds to pay for street and sidewalk improvements.

Financing

	Fund Type	Grant Year	Grant	Funded Amount	Drawn In Program Year	Drawn Thru Program Year
CDBG	EN	2016	B16UC060506	\$5,000.00	\$79.74	\$5,000.00
		2018	B18UC060506	\$4,377.72	\$4,377.72	\$4,377.72
		2020	B20UC060506	\$554,800.00	\$511,792.50	\$554,800.00
Total	Total			\$564,177.72	\$516,249.96	\$564,177.72

Proposed Accomplishments

People (General) : 6,175
 Total Population in Service Area: 4,595
 Census Tract Percent Low / Mod: 63.66

Annual Accomplishments

Years	Accomplishment Narrative	# Benefitting
2020	2020-21 funding \$554,800. 10.1.2020 reprog \$5,000 for ADC from unencumbered, funding increased \$559,800.00. The project is 5% complete as of 4/28/2021. The City of San Jacinto will use CDBG funds to pay for street and sidewalk improvements. Improvements will consist of pavement grinding and overlay; installation of asphalt and base; striping; ADA accessibility improvements; sidewalk installation; curb and gutter; and concrete work on the following streets: N. Jordan Ave., Alpha Court, Beta Court, Cypress Ave., Peppertree Way, N. Vernon Ave., and Peach St.	
2021	8.19.2022 reprog \$5,000 for ADC from unencumbered, funding increased to \$564,800. The project is 75% complete as of 8/30/2022. The City of San Jacinto is using CDBG funds to pay for street and sidewalk improvements. Improvements consist of pavement grinding and overlay; installation of asphalt and base; striping; ADA accessibility improvements; sidewalk installation; curb and gutter; and concrete work on the following streets: N. Jordan Ave., Alpha Court, Beta Court, Cypress Ave., Peppertree Way, N. Vernon Ave., and Peach St.	

2022 5.10.2023 reporg \$622.28 unused ADC to unencumbered, funding decreased to \$564,177.72. The project is 99% complete, pending the receipt of the NOC. The City of San Jacinto used CDBG funds to pay for street and sidewalk improvements. Improvements will consist of pavement grinding and overlay; installation of asphalt and base; striping; ADA accessibility improvements; sidewalk installation; curb and gutter; and concrete work on the following streets: N. Jordan Ave., Alpha CT., Beta CT., Cypress Ave., Peppertree Way, N. Vernon Ave., and Peach St., for the purpose of creating a suitable living environment. Eligible cost consists of engineering, project administration, soil test, construction, and other project-related costs

PGM Year:	2020				
Project:	0057 - 4.252-20 - Mecca Sports Park				
IDIS Activity:	6428 - 4.252-20 - Mecca Sports Park				
Status:	Open	Objective:	Create suitable living environments		
Location:	91500 Avenue 66 Mecca, CA 92254	Outcome:	Availability/accessibility		
		Matrix Code:	Parks, Recreational Facilities (03F)	National Objective:	LMA

Activity to prevent, prepare for, and respond to Coronavirus: No

Initial Funding Date: 09/14/2020

Description:

The County of Riverside will use CDBG funding to pay for costs associated with the design and construction of the Mecca Sports Park in the unincorporated community of Mecca.

Financing

	Fund Type	Grant Year	Grant	Funded Amount	Drawn In Program Year	Drawn Thru Program Year
CDBG	EN	2016	B16UC060506	\$2,715.18	\$594.88	\$2,715.18
		2018	B18UC060506	\$2,284.82	\$505.15	\$505.15
		2020	B20UC060506	\$150,000.00	\$32,608.00	\$149,999.61
Total	Total			\$155,000.00	\$33,708.03	\$153,219.94

Proposed Accomplishments

Public Facilities : 10,665
 Total Population in Service Area: 14,965
 Census Tract Percent Low / Mod: 71.67

Annual Accomplishments

Years	Accomplishment Narrative	# Benefitting
2020	2020-21 funding \$150,000. 10.1.2020 reprog \$5,000 for ADC from unencumbered, funding increased to \$155,000.00. The project is 5% complete. The design team is working on a second plan check submittal. The County of Riverside will use funds to pay costs associated with the design and construction of the Mecca Sports Park. This project will provide city-wide, low- to moderate-income, population improved accessibility to recreational facilities for the purpose of creating a suitable living environment.	
2021	The project is 65% complete. Storm drain and sewer construction is near completion, and rough and finish grading is underway. Next will be the valley ball court installation. The design team is working on a second plan check submittal. The County of Riverside will use funds to pay costs associated with the design and construction of the Mecca Sports Park. This project will provide city-wide, low- to moderate-income, population-improved accessibility to recreational facilities for the purpose of creating a suitable living environment.	

2022

The project is 90% complete. The County of Riverside has used CDBG funds to pay for costs associated with the design and construction of the Mecca Sports Park. This project will provide city-wide, low/moderate income, population-improved accessibility to recreational facilities for the purpose of creating a suitable living environment.

PGM Year:	2020							
Project:	0060 - 4.BL.52-20 - City of Blythe ADA Upgrades							
IDIS Activity:	6431 - 4.BL.52-20 - City of Blythe ADA Upgrades							
Status:	Canceled 11/14/2022 12:00:00 AM	Objective:	Create suitable living environments					
Location:	Cltywide blythe, CA 92225	Outcome:	Availability/accessibility					
		Matrix Code:	Sidewalks (03L)					
				National Objective:	LMC			

Activity to prevent, prepare for, and respond to Coronavirus: No

Initial Funding Date: 09/14/2020

Description:

The City of Blythe will use CDBG funds for the design and construction of multi-phased, city-wide ADA compliant sidewalk improvements.

Financing

No data returned for this view. This might be because the applied filter excludes all data.

Proposed Accomplishments

People (General) : 1,649

Actual Accomplishments

<i>Number assisted:</i>	Owner		Renter		Total		Person	
	Total	Hispanic	Total	Hispanic	Total	Hispanic	Total	Hispanic
White:	0	0	0	0	0	0		0
Black/African American:	0	0	0	0	0	0	0	0
Asian:	0	0	0	0	0	0	0	0
American Indian/Alaskan Native:	0	0	0	0	0	0	0	0
Native Hawaiian/Other Pacific Islander:	0	0	0	0	0	0	0	0
American Indian/Alaskan Native & White:	0	0	0	0	0	0	0	0
Asian White:	0	0	0	0	0	0	0	0
Black/African American & White:	0	0	0	0	0	0	0	0
American Indian/Alaskan Native & Black/African American:	0	0	0	0	0	0	0	0
Other multi-racial:	0	0	0	0	0	0	0	0
Asian/Pacific Islander:	0	0	0	0	0	0	0	0
Hispanic:	0	0	0	0	0	0	0	0
Total:	0	0	0	0	0	0	0	0
Female-headed Households:	0		0		0			

Income Category:

	Owner	Renter	Total	Person
Extremely Low	0	0	0	0
Low Mod	0	0	0	0
Moderate	0	0	0	0

Non Low Moderate	0	0	0	0
Total	0	0	0	0
Percent Low/Mod				

Annual Accomplishments

Years	Accomplishment Narrative	# Benefitting
2020	2020-21 funding \$82,889. 9.30.2020 reprog \$5,000 for ADC from unencumbered, funding increased to \$87,889.00. The project is 1% complete. Due to COVID-19 and staff restrictions, the city has not been able to commence the project. The city of Blythe will be using CDBG funds for the design and construction of a multi-phase, citywide ADA complaint sidewalk improvement. The project will provide city-wide, low- to moderate-income, population improved accessibility, for the purpose of creating a suitable living environment.	
2021	8.19.2022 reprog \$86,174.96 (\$82,889.00 project funds and \$3,285.96 ADC) to unencumbered, funding decreased to \$1,714.04. Per City canceling project.	
2022	11.14.2022 reprog \$1,714.04 unused ADC to unencumbered, funding decreased to \$0. Per city's request canceling project.	

PGM Year:	2020
Project:	0061 - 4.CO.24-20 - Bagdouma Park Rehabilitation Project
IDIS Activity:	6432 - 4.CO.24-20 - Bagdouma Park Rehabilitation Project
Status:	Open
Location:	51-251 Douma Street Coachella, CA 92236
Objective:	Create suitable living environments
Outcome:	Availability/accessibility
Matrix Code:	Parks, Recreational Facilities (03F)
National Objective:	LMA

Activity to prevent, prepare for, and respond to Coronavirus: No

Initial Funding Date: 09/14/2020

Description:

The City of Coachella will use CDBG funds for the demolition of the existing asphalt basketball courts and replacing them with a concrete basketball court with new lighting at Bagdouma Park.

Financing

	Fund Type	Grant Year	Grant	Funded Amount	Drawn In Program Year	Drawn Thru Program Year
CDBG	EN	2015	B15UC060506	\$511.44	\$0.00	\$511.44
		2016	B16UC060506	\$7,405.55	\$4,724.90	\$7,405.55
		2017	B17UC060506	\$2,000.00	\$633.38	\$633.38
		2019	B19UC060506	\$49,162.77	\$49,127.17	\$49,127.17
		2020	B20UC060506	\$363,223.00	\$122,799.81	\$122,799.81
Total	Total			\$422,302.76	\$177,285.26	\$180,477.35

Proposed Accomplishments

Public Facilities : 49,015
 Total Population in Service Area: 52,515
 Census Tract Percent Low / Mod: 60.81

Annual Accomplishments

Years	Accomplishment Narrative	# Benefitting
--------------	---------------------------------	----------------------

- 2020 2020-21 funding \$363,223. 10.1.2020 reprog \$5,000 for ADC from unencumbered, funding increased to \$368,223.00. 3.19.2021 reprog \$40,544.97 (\$37,627.98 project funds and \$2,916.99 ADC) from idis#6320, funding increased to \$408,767.97. 5.13.2021 reprog \$9,534.79 per city request from idis#6321, funding increased to \$418,302.76. The project is 5% Complete. The project is expected to bid out in late September 2021, due to the legislative calendar being impacted at the city of Coachella. Funds will be used for the demolition of existing basketball courts at Bagdouma park and replacing them with new ones. CDBG funds will be used to cover costs associated with design, construction, and project staff costs.
- 2021 The project is 10% Complete. The project is currently undergoing the bidding process, bid opening is September 7, 2022. Funds will be used for the demolition of existing basketball courts at Bagdouma park and replacing them with new ones. CDBG funds will be used to cover costs associated with design, construction, and project staff costs.
- 2022 2.1.2023 reprog \$2,000 from unencumbered for ADC, funding increased to \$420,302.76. 6.2.2023 reprog \$2,000 from unencumbered for ADC, funding increased to \$422,302.76. The project is 95% Complete. The City of Coachella used CDBG funds for the demolition of existing basketball courts at Bagdouma park and replacing them with new ones. Funds were used to cover costs associated with design, construction, and project staff costs. Once complete the project will provide accessibility for the purpose of creating a suitable living environment.

PGM Year: 2020
Project: 0062 - 4.DHS.33-20 - Reflection Park (Hot Springs Park)
IDIS Activity: 6433 - 4.DHS.33-20 - Reflection Park (Hot Springs Park)

Status: Open Objective: Create suitable living environments
 Location: 10901 Palm Dr Desert Hot Springs, CA 92240-2513 Outcome: Availability/accessibility
 Matrix Code: Parks, Recreational Facilities (03F) National Objective: LMA

Activity to prevent, prepare for, and respond to Coronavirus: No
Initial Funding Date: 09/14/2020

Description:
 CDBG funds will be utilized to remove a water fountain, install multiple date palm trees, create a walking pathway, purchase and install benches in shaded areas, renovate the landscape, and

Financing

	Fund Type	Grant Year	Grant	Funded Amount	Drawn In Program Year	Drawn Thru Program Year
CDBG	EN	2016	B16UC060506	\$728.94	\$0.00	\$728.94
		2018	B18UC060506	\$4,271.06	\$0.00	\$0.00
		2020	B20UC060506	\$291,504.00	\$0.00	\$0.00
Total	Total			\$296,504.00	\$0.00	\$728.94

Proposed Accomplishments

Public Facilities : 29,000
 Total Population in Service Area: 42,930
 Census Tract Percent Low / Mod: 65.48

Annual Accomplishments

Years	Accomplishment Narrative	# Benefitting
-------	--------------------------	---------------

- 2020 2020-21 funding \$291,504. 10.1.2020 reprog \$5,000 for ADC from unencumbered, funding increased to \$296,504.00. The project is 5% Completed. The project is currently in the early design and development stage. The City of Desert Hot Springs will use CDBG funding for the removal of a water fountain and install date palm trees, walking pathways, installing benches in shaded areas, and renovate the landscape and lighting system. The new park will provide a suitable living environment for the residents of Desert Hot Springs. CDBG funds will be used to pay for costs associated with the design, construction, and project management.
- 2021 The project is 10% Completed. Design and engineers estimate are complete. The City of Desert Hot Springs will use CDBG funding for the removal of a water fountain and install date palm trees, walking pathways, installing benches in shaded areas, and renovate the landscape and lighting system. The new park will provide a suitable living environment for the residents of Desert Hot Springs. CDBG funds will be used to pay for costs associated with the design, construction, and project management.
- 2022 The project is 20% completed. Design, engineers estimate, and demolition are complete. The City of Desert Hot Springs will use CDBG funding for the removal of a water fountain and install date palm trees, and walking pathways, installing benches in shaded areas, and renovate the landscape and lighting system. The new park will provide a suitable living environment for the residents of Desert Hot Springs. CDBG funds will be used to pay for costs associated with the design, construction, and project management.

PGM Year:	2020		
Project:	0068 - 5.BEA.44-20 - Rangel Park Improvements		
IDIS Activity:	6439 - 5.BEA.44-20 - Rangel Park Improvements		
Status:	Open	Objective:	Create suitable living environments
Location:	204 B St Beaumont, CA 92223-2625	Outcome:	Availability/accessibility
		Matrix Code:	Parks, Recreational Facilities (03F)
		National Objective:	LMA

Activity to prevent, prepare for, and respond to Coronavirus: No

Initial Funding Date: 09/14/2020

Description:

The City of Beaumont will use CDBG funds for Phase III of improvements at Rangel Park which includes the installation of ball-field lighting, irrigation, restrooms, ADA stands for visitor viewing

Financing

	Fund Type	Grant Year	Grant	Funded Amount	Drawn In Program Year	Drawn Thru Program Year
CDBG	EN	2016	B16UC060506	\$1,060.93	\$203.42	\$1,060.93
		2018	B18UC060506	\$3,939.07	\$0.00	\$0.00
		2020	B20UC060506	\$147,627.00	\$40,540.86	\$40,540.86
Total	Total			\$152,627.00	\$40,744.28	\$41,601.79

Proposed Accomplishments

- Public Facilities : 1,755
- Total Population in Service Area: 1,780
- Census Tract Percent Low / Mod: 52.81

Annual Accomplishments

<u>Years</u>	<u>Accomplishment Narrative</u>	<u># Benefitting</u>
--------------	---------------------------------	----------------------

- 2020 2020-21 funding \$137,627. 10.1.2020 reprog \$5,000.00 for ADC from unencumbered, funding increased to \$142,627.00. 3.16.2021 reprog \$10,000 (project funds) from idis#6438, funding increased to \$152,627.00. The project is 1% complete. The City of Beaumont will conduct improvements to the Rangel Park that serve predominantly low-income individuals. Phase III of improvements at Rangel Park includes the installation of ball-field lighting, irrigation, restrooms, ADA stands for visitor viewing and fencing for the purpose of creating a suitable living environment.
- 2021 Project underway. The City of Beaumont will conduct improvements to the Rangel Park that serve predominantly low-income individuals. Phase III of improvements at Rangel Park includes the installation of ball-field lighting, irrigation, restrooms, ADA stands for visitor viewing and fencing for the purpose of creating a suitable living environment.
- 2022 The project is 100% complete. The City of Beaumont conducted improvements to Rangel Park which serves predominantly low-income individuals. Phase III of improvements at Rangel Park includes the installation of ball-field lighting, irrigation, restrooms, a granite walking path, a scoreboard, and fencing for the purpose of creating a suitable living environment. CDBG funds were used for installation and program management costs.

PGM Year: 2020
Project: 0071 - 5.BN.48-20 - Repplier Park Rehabilitation and Improvement Project
IDIS Activity: 6442 - 5.BN.48-20 - Repplier Park Rehabilitation and Improvement Project
Status: Open **Objective:** Create suitable living environments
Location: 201 W. George Street Banning, CA 92220 **Outcome:** Sustainability
Matrix Code: Parks, Recreational Facilities (03F) **National Objective:** LMA

Activity to prevent, prepare for, and respond to Coronavirus: No

Initial Funding Date: 09/14/2020

Description:

The City of Banning will use CDBG funds for phase II design and construction of improvements to the Repplier Park.

Financing

	Fund Type	Grant Year	Grant	Funded Amount	Drawn In Program Year	Drawn Thru Program Year
CDBG	EN	2015	B15UC060506	\$1,467.14	\$0.00	\$1,467.14
		2016	B16UC060506	\$1,781.16	\$1,469.95	\$1,781.16
		2018	B18UC060506	\$1,751.70	\$1,186.96	\$1,186.96
		2020	B20UC060506	\$178,064.38	\$7,687.50	\$27,568.04
Total	Total			\$183,064.38	\$10,344.41	\$32,003.30

Proposed Accomplishments

Public Facilities : 12,705
 Total Population in Service Area: 12,705
 Census Tract Percent Low / Mod: 59.66

Annual Accomplishments

Years	Accomplishment Narrative	# Benefitting
-------	--------------------------	---------------

Native Hawaiian/Other Pacific Islander:	0	0	0	0	0	0	0	0
American Indian/Alaskan Native & White:	0	0	0	0	0	0	0	0
Asian White:	0	0	0	0	0	0	0	0
Black/African American & White:	0	0	0	0	0	0	0	0
American Indian/Alaskan Native & Black/African American:	0	0	0	0	0	0	0	0
Other multi-racial:	0	0	0	0	0	0	356	0
Asian/Pacific Islander:	0	0	0	0	0	0	0	0
Hispanic:	0	0	0	0	0	0	0	0
Total:	0	0	0	0	0	0	5,432	1,109

Female-headed Households: 0 0 0

Income Category:

	Owner	Renter	Total	Person
Extremely Low	0	0	0	0
Low Mod	0	0	0	5,432
Moderate	0	0	0	0
Non Low Moderate	0	0	0	0
Total	0	0	0	5,432
Percent Low/Mod				100.0%

Annual Accomplishments

Years	Accomplishment Narrative	# Benefitting
2020	9.16.2020 reprog \$154,745.90 from idis#6317 (backup project added), funding increased to \$154,745.90. 9.30.2020 reprog \$5,000 for ADC from unencumbered, funding increased to \$159,745.90. The project is 15% complete. The City of Banning will use CDBG funding for costs associated with improvements to the Senior Center located in Repplier Park for the purpose of creating a suitable living environment. Improvements include rehabilitation of the existing entrance ramp to the center; replacing two access ramps for ADA compliance with the slope and landing requirements for access; replacement of entry stairs; removal of dilapidated heavy doors with the installation of an automatic sliding entry door; and installation of a security gate. Funding will be utilized for design, construction, and project administration.	
2021	The Project is 95% complete. The City of Banning will use CDBG funding for costs associated with improvements to the Senior Center located in Repplier Park for the purpose of creating a suitable living environment. Improvements include rehabilitation of the existing entrance ramp to the center; replacing two access ramps for ADA compliance with the slope and landing requirements for access; replacement of entry stairs; removal of dilapidated heavy doors with the installation of an automatic sliding entry door; and installation of a security gate. Funding will be utilized for design, construction, and project administration.	
2022	10.27.2022 reprog \$2,000 from unencumbered for ADC, funding increased to \$161,745.90. 3.9.2023 reporg \$26,297.50 (project funds) to idis#6696, funding decreased to \$135,448.40. 3.9.2023 reprog \$1,621.56 (unused ADC) to unencumbered, funding decreased to \$133,826.84. The Project is 100% complete. The City of Banning used CDBG funds for costs associated with improvements to the Senior Center located in Repplier Park for the purpose of creating a suitable living environment. Improvements included rehabilitation of the existing entrance ramp to the center; replacement of two access ramps for ADA compliance with the slope and landing requirements for access; replacement of entry stairs; removal of dilapidated heavy doors with the installation of an automatic sliding entry door; and installation of a security gate. Funding was utilized for design, construction, and project administration.	

Project: 0075 - 3.MR.59-20 - Murrieta Back to Business Grant Program
IDIS Activity: 6451 - 3.MR.59-20 - Murrieta Back to Business Grant Program
 Status: Open Objective: Create economic opportunities
 Location: 1 Town Sq Murrieta, CA 92562-7922 Outcome: Sustainability
 Matrix Code: ED Direct Financial Assistance to For- National Objective: LMJ

Activity to prevent, prepare for, and respond to Coronavirus: Yes
Initial Funding Date: 09/21/2020

Description:
 The Back to Business Grant program will use CDBG funds to award up to 25 eligible small businesses that are physically located within the City of Murrieta a maximum of \$10,000.00 in order

	Fund Type	Grant Year	Grant	Funded Amount	Drawn In Program Year	Drawn Thru Program Year
CDBG	EN	2018	B18UC060506	\$7,337.05	\$0.00	\$0.00
		2019	B19UC060506	\$107,947.66	\$0.00	\$0.00
Total	Total			\$115,284.71	\$0.00	\$0.00

Proposed Accomplishments

Jobs : 25

Actual Accomplishments

	Owner		Renter		Total		Person	
	Total	Hispanic	Total	Hispanic	Total	Hispanic	Total	Hispanic
White:	0	0	0	0	0	0	0	0
Black/African American:	0	0	0	0	0	0	0	0
Asian:	0	0	0	0	0	0	0	0
American Indian/Alaskan Native:	0	0	0	0	0	0	0	0
Native Hawaiian/Other Pacific Islander:	0	0	0	0	0	0	0	0
American Indian/Alaskan Native & White:	0	0	0	0	0	0	0	0
Asian White:	0	0	0	0	0	0	0	0
Black/African American & White:	0	0	0	0	0	0	0	0
American Indian/Alaskan Native & Black/African American:	0	0	0	0	0	0	0	0
Other multi-racial:	0	0	0	0	0	0	0	0
Asian/Pacific Islander:	0	0	0	0	0	0	0	0
Hispanic:	0	0	0	0	0	0	0	0
Total:	0	0	0	0	0	0	0	0
Female-headed Households:	0		0		0			

Income Category:

	Owner	Renter	Total	Person
Extremely Low	0	0	0	0
Low Mod	0	0	0	0
Moderate	0	0	0	0
Non Low Moderate	0	0	0	0
Total	0	0	0	0
Percent Low/Mod				

Annual Accomplishments

Years	Accomplishment Narrative	# Benefitting
2020	9.21.2020 per city council reprog \$187,337.05 from idis#6213, funding increased to \$187,337.05. 9.21.2020 per city council reprog \$62,662.95 from idis#6332, funding increased to \$250,000. 9.22.2020 reprog \$10,000 to idis#6457 (new activity), funding decreased to \$240,000. 9.22.2020 reprog \$10,000 to idis#6458 (new activity), funding decreased to \$230,000. 9.22.2020 reprog \$10,000 to idis#6459 (new activity), funding decreased to \$220,000. 9.22.2020 reprog \$10,000 to idis#6460 (new activity), funding decreased to \$210,000. 9.22.2020 reprog \$10,000 to idis#6461 (new activity), funding decreased to \$200,000. 9.22.2020 reprog \$10,000 to idis#6462 (new activity), funding decreased to \$190,000. 9.22.2020 reprog \$10,000 to idis#6463 (new activity), funding decreased to \$180,000. 9.22.2020 reprog \$10,000 to idis#6464 (new activity), funding decreased to \$170,000. 10.5.2020 reprog \$10,000 to idis#6469 (new activity), funding decreased to \$160,000. 10.06.20 reprog \$10,000 to idis#6474 (new activity), funding decreased to \$150,000. 10.16.2020 reprog \$10,000 to idis#6478 (new activity), funding decreased to \$140,000. 11.3.2020 reprog \$50,000 from unencumbered for ADC, funding increased to \$190,000. 4.16.2021 reprog \$10,000 to idis#6511 (new activity), funding decreased to \$180,000. 4.16.2021 reprog \$10,000 to idis#6512 (new activity), funding decreased to \$170,000. 5.6.2021 reprog \$10,000 to idis#6513 (new activity), funding decreased to \$160,000. 5.6.2021 reprog \$10,000 to idis#6514 (new activity), funding decreased to \$150,000. 5.20.2021 reprog \$45,284.71 from idis#6285, funding increased \$195,284.71. 7.19.2021 reprog \$10,000 from idis#6478, funding increased to \$205,284.71. The project is currently 25% complete. The City of Murrieta Back to Business Grant program used CDBG funds to award up to 25 eligible small businesses, that are physically located within the City of Murrieta with a \$10,000.00 grant to promote job retention during the COVID-19 pandemic.	
2021	9.20.2021 reprog \$50,000 (ADC) to unencumbered, funding decreased to \$155,284.71. The project is currently 25% complete. The City of Murrieta Back to Business Grant program used CDBG funds to award up to 25 eligible small businesses, that are physically located within the City of Murrieta with a \$10,000.00 grant to promote job retention during the COVID-19 pandemic.	
2022	4.27.2023 reprog \$10,000 to idis#6729 (new activity), funding decreased to \$145,284.71. 4.27.2023 reprog \$10,000 to idis#6730 (new activity), funding decreased to \$135,284.71. 4.28.2023 reprog \$10,000 to idis#6731 (new activity), funding decreased to \$125,284.71. 4.29.2023 reprog \$10,000 to idis#6732 (new activity), funding decreased to \$115,284.71. The project is 46% complete. The City of Murrieta Back to Business Grant program used CDBG funds to award up to 25 eligible small businesses, that are physically located within the City of Murrieta with a \$10,000.00 grant to promote job retention during the COVID-19 pandemic.	

PGM Year:	2020
Project:	0075 - 3.MR.59-20 - Murrieta Back to Business Grant Program
IDIS Activity:	6459 - 3.MR.59-20-3 - BTBG Ann's Classic Affairs
Status:	Completed 3/14/2023 5:51:25 PM
Location:	40477 Murrieta Hot Springs Rd Ste D10 Murrieta, CA 92563-6405
Objective:	Create economic opportunities
Outcome:	Sustainability
Matrix Code:	ED Direct Financial Assistance to For-
National Objective:	LMJ

Activity to prevent, prepare for, and respond to Coronavirus: Yes

Initial Funding Date: 09/22/2020

Description:

CDBG funds will be used by Ann's Classic Affairs, to pay for working capital and employee retention due to effects of the COVID-19 pandemic.

Financing

	Fund Type	Grant Year	Grant	Funded Amount	Drawn In Program Year	Drawn Thru Program Year
--	-----------	------------	-------	---------------	-----------------------	-------------------------

CDBG	EN	2018	B18UC060506	\$10,000.00	\$0.00	\$10,000.00
Total	Total			\$10,000.00	\$0.00	\$10,000.00

Proposed Accomplishments

Jobs : 1

Actual Accomplishments

	Owner		Renter		Total		Person	
	Total	Hispanic	Total	Hispanic	Total	Hispanic	Total	Hispanic
<i>Number assisted:</i>								
White:	0	0	0	0	0	0	1	1
Black/African American:	0	0	0	0	0	0	0	0
Asian:	0	0	0	0	0	0	0	0
American Indian/Alaskan Native:	0	0	0	0	0	0	0	0
Native Hawaiian/Other Pacific Islander:	0	0	0	0	0	0	0	0
American Indian/Alaskan Native & White:	0	0	0	0	0	0	0	0
Asian White:	0	0	0	0	0	0	0	0
Black/African American & White:	0	0	0	0	0	0	0	0
American Indian/Alaskan Native & Black/African American:	0	0	0	0	0	0	0	0
Other multi-racial:	0	0	0	0	0	0	0	0
Asian/Pacific Islander:	0	0	0	0	0	0	0	0
Hispanic:	0	0	0	0	0	0	0	0
Total:	0	0	0	0	0	0	1	1
Female-headed Households:	0		0		0			

Income Category:

	Owner	Renter	Total	Person
Extremely Low	0	0	0	0
Low Mod	0	0	0	0
Moderate	0	0	0	1
Non Low Moderate	0	0	0	0
Total	0	0	0	1
Percent Low/Mod				100.0%

Annual Accomplishments

Years	Accomplishment Narrative	# Benefiting
2020	9.22.2020 reprog \$10,000 from idis#6451, funding increased to \$10,000.	
2021	This project is 50% complete. The County of Riverside used CDBG funds to pay for working capital and employee retention during the COVID-19 pandemic. Annas Classic Affairs, located within the Cooperating City of Murrieta, CA, met the national objective of job retention [570.208 (a)(4)] for a period of at least six months.	

2022 This project is 100% complete. The County of Riverside used CDBG funds to pay for working capital and employee retention during the COVID-19 pandemic. Annas Classic Affairs, located within the City of Murrieta, CA, met the national objective of job retention [570.208 (a)(4)] for a period of at least six (6) months.

PGM Year:	2020		
Project:	0077 - 3.176-20 - Homeland Road Improvements		
IDIS Activity:	6467 - 3.176-20 - Homeland Road Improvements		
Status:	Completed 11/7/2022 12:53:32 PM	Objective:	Create suitable living environments
Location:	McWade Ave, White Ave, and Cortrite Ave Homeland, CA 92548	Outcome:	Sustainability
		Matrix Code:	Street Improvements (03K) National Objective: LMA

Activity to prevent, prepare for, and respond to Coronavirus: No

Initial Funding Date: 09/29/2020

Description:

The County of Riverside, Department of Transportation, will use CDBG funds for the design and construction of approximately 650 feet (30 width) of road improvements along White Avenue

Financing

	Fund Type	Grant Year	Grant	Funded Amount	Drawn In Program Year	Drawn Thru Program Year
CDBG	EN	2020	B20UC060506	\$449,725.67	\$0.00	\$449,725.67
Total	Total			\$449,725.67	\$0.00	\$449,725.67

Proposed Accomplishments

People (General) : 3,150
 Total Population in Service Area: 3,195
 Census Tract Percent Low / Mod: 61.97

Annual Accomplishments

Years	Accomplishment Narrative	# Benefitting
2020	9.29.2020 reprog \$490,000 from idis#6415 (new project), funding increased to \$490,000. Project completed 4/13/21. The County of Riverside, Department of Transportation, used CDBG funds for the design and construction of roads in the low-income areas of Homeland for the purpose of providing sustainability and safe roads for residents. Work completed included a total of 3,436' feet (26 to 30' width) of road improvements along White Avenue between SR 74 and Allen Avenue to Olsen; McWade Avenue between Olsen Avenue and Ritter Avenue; and along Cortrite Avenue between SR 74 and Penny Lane in Homeland for the purpose of sustainability and safe passage for the community. Match funds were utilized from General funds.	
2022	11.7.2022 reprog \$40,274.33 to unencumbered, funding decreased to \$449,725.67.	

PGM Year:	2020		
Project:	0075 - 3.MR.59-20 - Murrieta Back to Business Grant Program		
IDIS Activity:	6469 - 3.MR.59-20-9 - BTBG Gryphon Fitness Studio, LLC		
Status:	Completed 4/17/2023 1:09:32 PM	Objective:	Create economic opportunities
Location:	24837 Jefferson Ave Ste. 201-202 Murrieta, CA 92562-7717	Outcome:	Sustainability
		Matrix Code:	ED Direct Financial Assistance to For- National Objective: LMJ

Activity to prevent, prepare for, and respond to Coronavirus: Yes

Initial Funding Date: 10/05/2020

Description:

CDBG funds will be used by Gryphon Fitness Studio, LLC to pay for working capital and employee retention due to the effects of the COVID-19 pandemic.

Financing

	Fund Type	Grant Year	Grant	Funded Amount	Drawn In Program Year	Drawn Thru Program Year
CDBG	EN	2018	B18UC060506	\$10,000.00	\$0.00	\$10,000.00
Total	Total			\$10,000.00	\$0.00	\$10,000.00

Proposed Accomplishments

Jobs : 1

Actual Accomplishments

	Owner		Renter		Total		Person	
	Total	Hispanic	Total	Hispanic	Total	Hispanic	Total	Hispanic
<i>Number assisted:</i>								
White:	0	0	0	0	0	0	1	1
Black/African American:	0	0	0	0	0	0	0	0
Asian:	0	0	0	0	0	0	0	0
American Indian/Alaskan Native:	0	0	0	0	0	0	0	0
Native Hawaiian/Other Pacific Islander:	0	0	0	0	0	0	0	0
American Indian/Alaskan Native & White:	0	0	0	0	0	0	0	0
Asian White:	0	0	0	0	0	0	1	0
Black/African American & White:	0	0	0	0	0	0	0	0
American Indian/Alaskan Native & Black/African American:	0	0	0	0	0	0	0	0
Other multi-racial:	0	0	0	0	0	0	0	0
Asian/Pacific Islander:	0	0	0	0	0	0	0	0
Hispanic:	0	0	0	0	0	0	0	0
Total:	0	0	0	0	0	0	2	1
Female-headed Households:	0		0		0			

Income Category:

	Owner	Renter	Total	Person
Extremely Low	0	0	0	0
Low Mod	0	0	0	2
Moderate	0	0	0	0
Non Low Moderate	0	0	0	0
Total	0	0	0	2
Percent Low/Mod				100.0%

Annual Accomplishments

Years	Accomplishment Narrative	# Benefitting
2020	10.5.2020 reprog \$10,000 from idis#6451, funding increased to \$10,000.	

2021 This project is 50% complete. The County of Riverside used CDBG funds to pay for working capital and employee retention during the COVID-19 pandemic. Gryphon Fitness Studio, LLC, located within the Cooperating City of Murrieta, CA, met the national objective of job retention [570.208 (a)(4)] for a period of at least six months.

2022 This project is 100% complete. The County of Riverside used CDBG funds to pay for working capital and employee retention during the COVID-19 pandemic. Gryphon Fitness Studio, LLC., located within the Cooperating City of Murrieta, CA, met the national objective of job retention [570.208 (a)(4)] for a period of at least six months.

PGM Year: 2020
Project: 0075 - 3.MR.59-20 - Murrieta Back to Business Grant Program
IDIS Activity: 6474 - 3.MR.59-20-10 - BTBG Focus Displays, LLC
Status: Open **Objective:** Create economic opportunities
Location: 26323 Jefferson Ave Ste F Suite F Murrieta, CA 92562-6973 **Outcome:** Sustainability
Matrix Code: ED Direct Financial Assistance to For- **National Objective:** LMJ

Activity to prevent, prepare for, and respond to Coronavirus: Yes

Initial Funding Date: 10/06/2020

Description:

CDBG funds will be used by Focus Displays, LLC to pay for working capital and employee retention due to effects of the COVID-19 pandemic.

Financing

	Fund Type	Grant Year	Grant	Funded Amount	Drawn In Program Year	Drawn Thru Program Year
CDBG	EN	2018	B18UC060506	\$10,000.00	\$0.00	\$10,000.00
Total	Total			\$10,000.00	\$0.00	\$10,000.00

Proposed Accomplishments

Jobs : 1

Actual Accomplishments

Number assisted:

	Owner		Renter		Total		Person	
	Total	Hispanic	Total	Hispanic	Total	Hispanic	Total	Hispanic
White:	0	0	0	0	0	0	0	0
Black/African American:	0	0	0	0	0	0	0	0
Asian:	0	0	0	0	0	0	0	0
American Indian/Alaskan Native:	0	0	0	0	0	0	0	0
Native Hawaiian/Other Pacific Islander:	0	0	0	0	0	0	0	0
American Indian/Alaskan Native & White:	0	0	0	0	0	0	0	0
Asian White:	0	0	0	0	0	0	0	0
Black/African American & White:	0	0	0	0	0	0	0	0
American Indian/Alaskan Native & Black/African American:	0	0	0	0	0	0	0	0
Other multi-racial:	0	0	0	0	0	0	0	0
Asian/Pacific Islander:	0	0	0	0	0	0	0	0
Hispanic:	0	0	0	0	0	0	0	0
Total:	0	0	0	0	0	0	0	0
Female-headed Households:	0		0		0			

Asian:	0	0	0	0	0	0	0	0
American Indian/Alaskan Native:	0	0	0	0	0	0	0	0
Native Hawaiian/Other Pacific Islander:	0	0	0	0	0	0	0	0
American Indian/Alaskan Native & White:	0	0	0	0	0	0	0	0
Asian White:	0	0	0	0	0	0	0	0
Black/African American & White:	0	0	0	0	0	0	0	0
American Indian/Alaskan Native & Black/African American:	0	0	0	0	0	0	0	0
Other multi-racial:	0	0	0	0	0	0	0	0
Asian/Pacific Islander:	0	0	0	0	0	0	0	0
Hispanic:	0	0	0	0	0	0	0	0
Total:	1	0	0	0	1	0	0	0

Female-headed Households: 0 0 0

Income Category:

	Owner	Renter	Total	Person
Extremely Low	0	0	0	0
Low Mod	1	0	1	0
Moderate	0	0	0	0
Non Low Moderate	0	0	0	0
Total	1	0	1	0
Percent Low/Mod	100.0%		100.0%	

Annual Accomplishments

Years	Accomplishment Narrative	# Benefitting
2020	12.7.2020 reprog \$30,000 from idis#6266, funding increased to \$30,000. The housing rehab activity is 30% complete. This activity will be undertaken for the purpose of improving one (1) residential structure and met the national objective of benefiting a low-moderate income household in a Cooperating City of Wildomar.	
2021	3.15.2022 reprog \$5,070.27 from idis#6541, funding increased to \$35,070.27. 6.13.2022 reprog \$2,765.00 from idis#6541, funding increased to \$37,835.27. 7.20.2022 reprog \$335.03 unused project funds to idis#6552, funding decreased \$37,500.24. Housing Rehab activity is 100% complete. CDBG funds were used to pay for costs associated with a complete roof replacement, gutters, and downspouts, replacement of the trim on the bottom of the mobile home, replaced front & screen doors, replaced 5 windows, sliding door, replaced the siding on one wall of the garage, partial fence replacement and painted the house and the detached garage. This activity aimed to improve one (1) residential structure and met the national objective of benefiting a low- moderate-income household in the City of Wildomar.	

PGM Year:	2019
Project:	0087 - 7.101-19CV - COVID19 Rental Assistance Program
IDIS Activity:	6493 - 7.101-19CV-1 - United Way of the Inland Valley
Status:	Completed 4/20/2023 1:34:37 PM
Location:	1835 Chicago Ave Ste B Riverside, CA 92507-2309
Objective:	Provide decent affordable housing
Outcome:	Affordability
Matrix Code:	Subsistence Payment (05Q)
National Objective:	LMC

Activity to prevent, prepare for, and respond to Coronavirus: Yes

Initial Funding Date: 12/10/2020

Description:

Sponsor will be responsible for administering a County of Riverside Community Development Block Grant-CV for the Rental Relief Fund in a manner satisfactory to the County of Riverside and

Financing

	Fund Type	Grant Year	Grant	Funded Amount	Drawn In Program Year	Drawn Thru Program Year
CDBG	EN	2020	B20UW060506	\$6,217,924.00	\$0.00	\$6,217,924.00
Total	Total			\$6,217,924.00	\$0.00	\$6,217,924.00

Proposed Accomplishments

People (General) : 432

Actual Accomplishments

	Owner		Renter		Total		Person	
	Total	Hispanic	Total	Hispanic	Total	Hispanic	Total	Hispanic
Number assisted:								
White:	0	0	0	0	0	0	229	107
Black/African American:	0	0	0	0	0	0	215	20
Asian:	0	0	0	0	0	0	15	2
American Indian/Alaskan Native:	0	0	0	0	0	0	12	9
Native Hawaiian/Other Pacific Islander:	0	0	0	0	0	0	5	2
American Indian/Alaskan Native & White:	0	0	0	0	0	0	0	0
Asian White:	0	0	0	0	0	0	0	0
Black/African American & White:	0	0	0	0	0	0	0	0
American Indian/Alaskan Native & Black/African American:	0	0	0	0	0	0	0	0
Other multi-racial:	0	0	0	0	0	0	134	0
Asian/Pacific Islander:	0	0	0	0	0	0	0	0
Hispanic:	0	0	0	0	0	0	0	0
Total:	0	0	0	0	0	0	610	140
Female-headed Households:	0		0		0			

Income Category:

	Owner	Renter	Total	Person
Extremely Low	0	0	0	0
Low Mod	0	0	0	443
Moderate	0	0	0	167
Non Low Moderate	0	0	0	0
Total	0	0	0	610
Percent Low/Mod				100.0%

Annual Accomplishments

Years	Accomplishment Narrative	# Benefitting
2020	12.10.2020 reprog \$2,823,750 from idis#6479, funding increased to \$2,823,750. 1.14.2021 reprog \$3,394,174 from idis#6479, funding increased to \$6,217,924. Project Pending 5/10/21. United Way of the Inland Valley provided rental assistance payments to 221 low-income individuals and families for the purpose of creating a suitable living environment during the pandemic. UW used CDBG funds to pay costs associated with delinquent rent for up to 90 days with relief up to \$7,500 along with outreach, landlord contact, and case management meeting the national objective of benefiting low- to moderate-income residents in the east-desert community of Riverside County. The remaining balance will be expended as United Way plans to expend the balance to continue to assist tenants in Riverside County with rental assistance. Leverage is from ERAP 1 and 2 and State ERAP.	

2022 Project completed 06/30/22. United Way of the Inland Valley provided rental assistance payments to 494 low-income individuals and families for the purpose of creating a suitable living environment during the pandemic. UW used CDBG funds to pay costs associated with delinquent rent for up to 90 days with relief of up to \$7,500 along with outreach, landlord contact, and case management meeting the national objective of benefiting low- to moderate-income residents in the east-desert community of Riverside County. Leverage utilized from Treasury ERAP 1 and 2 and State ERAP. Less assistance was needed per household allowing additional households to be served.

PGM Year: 2020
Project: 0079 - 3.179-20 - Anza Community Hall ADA Upgrades
IDIS Activity: 6501 - 3.179-20 - Anza Community Hall ADA Upgrades
Status: Open **Objective:** Create suitable living environments
Location: 56630 Highway 371 Anza, CA 92539 **Outcome:** Sustainability
Matrix Code: Other Public Improvements Not Listed **National Objective:** LMA

Activity to prevent, prepare for, and respond to Coronavirus: No

Initial Funding Date: 01/13/2021

Description:

Anza Community Building, Inc., will use CDBG funds to remove architectural barriers and construct related improvements at Anza Community Hall in order to achieve ADA compliance and

Financing

	Fund Type	Grant Year	Grant	Funded Amount	Drawn In Program Year	Drawn Thru Program Year
CDBG	EN	2019	B19UC060506	\$106,581.78	\$1,247.67	\$4,486.85
Total	Total			\$106,581.78	\$1,247.67	\$4,486.85

Proposed Accomplishments

People (General) : 3,745
 Total Population in Service Area: 3,745
 Census Tract Percent Low / Mod: 60.08

Annual Accomplishments

Years	Accomplishment Narrative	# Benefitting
2020	1.13.2021 reporg \$104,581.78 (\$100,000 project funds and \$4,581.78 ADC) from idis#6304 , funding increased to \$104,581.78. Project 4% complete. Anza Community Building, Inc., will use CDBG funds to remove architectural barriers and construct related improvements at Anza Community Hall in order to achieve ADA compliance and provide improved access to the facility for the purpose of creating a suitable living environment. CDBG funds will be used for design, construction, compliance monitor, and project management.	
2021	Project 5% complete. Anza Community Building, Inc., will use CDBG funds to remove architectural barriers and construct related improvements at Anza Community Hall in order to achieve ADA compliance and provide improved access to the facility for the purpose of creating a suitable living environment. CDBG funds will be used for design, construction, compliance monitoring, and project management.	
2022	The project is 10% complete. Anza Community Building, Inc., will use CDBG funds to remove architectural barriers and construct related improvements at Anza Community Hall in order to achieve ADA compliance and provide improved access to the facility for the purpose of creating a suitable living environment. CDBG funds will be used for design, construction, compliance monitoring, and project management. 8.15.2023 reprog \$2,000 from unencumbered for ADC, funding increased to \$106,581.78.	

PGM Year: 2020
Project: 0013 - 9.210-20 - Home Enhancement Program

IDIS Activity: 6509 - 9.210-20 - AD - REHAB ADMIN ADC - Home Enhancement

Status: Completed 1/25/2023 1:11:14 PM

Objective: Provide decent affordable housing

Location: 3403 10th St Ste 300 Riverside, CA 92501-3659

Outcome: Affordability

Matrix Code: Rehabilitation Administration (14H)

National Objective: LMH

Activity to prevent, prepare for, and respond to Coronavirus: No**Initial Funding Date:** 03/23/2021**Description:**

CDBG funds will be used for all delivery costs (including staff, other direct costs, and service costs) directly related to carrying out housing rehabilitation activities including professional

Financing

	Fund Type	Grant Year	Grant	Funded Amount	Drawn In Program Year	Drawn Thru Program Year
CDBG	EN	2020	B20UC060506	\$200,000.00	\$55,606.14	\$200,000.00
Total	Total			\$200,000.00	\$55,606.14	\$200,000.00

Proposed Accomplishments**Actual Accomplishments**

	Owner		Renter		Total		Person	
	Total	Hispanic	Total	Hispanic	Total	Hispanic	Total	Hispanic
<i>Number assisted:</i>								
White:	0	0	0	0	0	0	0	0
Black/African American:	0	0	0	0	0	0	0	0
Asian:	0	0	0	0	0	0	0	0
American Indian/Alaskan Native:	0	0	0	0	0	0	0	0
Native Hawaiian/Other Pacific Islander:	0	0	0	0	0	0	0	0
American Indian/Alaskan Native & White:	0	0	0	0	0	0	0	0
Asian White:	0	0	0	0	0	0	0	0
Black/African American & White:	0	0	0	0	0	0	0	0
American Indian/Alaskan Native & Black/African American:	0	0	0	0	0	0	0	0
Other multi-racial:	0	0	0	0	0	0	0	0
Asian/Pacific Islander:	0	0	0	0	0	0	0	0
Hispanic:	0	0	0	0	0	0	0	0
Total:	0	0	0	0	0	0	0	0
Female-headed Households:	0		0		0			

Income Category:

	Owner	Renter	Total	Person
Extremely Low	0	0	0	0
Low Mod	0	0	0	0
Moderate	0	0	0	0
Non Low Moderate	0	0	0	0
Total	0	0	0	0
Percent Low/Mod				

Annual Accomplishments**Years** **Accomplishment Narrative****# Benefitting**

2020 Accomplishments for this activity will be reported under each individual rehab activity set-up/funded from idis# 6266 and 6385. 3.23.2021 reprog \$200,000 from idis#6385 for ADC, funding increased to \$200,000.

2021 All ADC costs are associated with activities for idis# 6517, 6518, 6519, 6527, 6528, 6531, and 6532. Accomplishments reported under idis# 6517, 6518, 6519, 6527, 6528, 6531, and 6532.

PGM Year: 2020
Project: 0075 - 3.MR.59-20 - Murrieta Back to Business Grant Program
IDIS Activity: 6511 - 3.MR.59-20-12 - BTBG Rustic Events
Status: Completed 10/19/2022 12:00:00 AM **Objective:** Create economic opportunities
Location: 26305 Jefferson Ave Ste A Murrieta, CA 92562-6970 **Outcome:** Sustainability
Matrix Code: ED Direct Financial Assistance to For- **National Objective:** LMJ

Activity to prevent, prepare for, and respond to Coronavirus: Yes

Initial Funding Date: 04/16/2021

Description:

CDBG funds will be used by Rustic Events to pay for working capital and employee retention due to the effects of COVID-19 pandemic.

Financing

	Fund Type	Grant Year	Grant	Funded Amount	Drawn In Program Year	Drawn Thru Program Year
CDBG	EN	2018	B18UC060506	\$10,000.00	\$0.00	\$10,000.00
Total	Total			\$10,000.00	\$0.00	\$10,000.00

Proposed Accomplishments

Jobs : 1

Actual Accomplishments

Number assisted:

	Owner		Renter		Total		Person	
	Total	Hispanic	Total	Hispanic	Total	Hispanic	Total	Hispanic
White:	0	0	0	0	0	0	2	2
Black/African American:	0	0	0	0	0	0	0	0
Asian:	0	0	0	0	0	0	0	0
American Indian/Alaskan Native:	0	0	0	0	0	0	0	0
Native Hawaiian/Other Pacific Islander:	0	0	0	0	0	0	0	0
American Indian/Alaskan Native & White:	0	0	0	0	0	0	0	0
Asian White:	0	0	0	0	0	0	0	0
Black/African American & White:	0	0	0	0	0	0	0	0
American Indian/Alaskan Native & Black/African American:	0	0	0	0	0	0	0	0
Other multi-racial:	0	0	0	0	0	0	0	0
Asian/Pacific Islander:	0	0	0	0	0	0	0	0
Hispanic:	0	0	0	0	0	0	0	0
Total:	0	0	0	0	0	0	2	2
Female-headed Households:	0		0		0			

Income Category:

Asian:	0	0	0	0	0	0	1	0
American Indian/Alaskan Native:	0	0	0	0	0	0	0	0
Native Hawaiian/Other Pacific Islander:	0	0	0	0	0	0	0	0
American Indian/Alaskan Native & White:	0	0	0	0	0	0	0	0
Asian White:	0	0	0	0	0	0	0	0
Black/African American & White:	0	0	0	0	0	0	0	0
American Indian/Alaskan Native & Black/African American:	0	0	0	0	0	0	0	0
Other multi-racial:	0	0	0	0	0	0	0	0
Asian/Pacific Islander:	0	0	0	0	0	0	0	0
Hispanic:	0	0	0	0	0	0	0	0
Total:	0	0	0	0	0	0	1	0

Female-headed Households: 0 0 0

Income Category:

	Owner	Renter	Total	Person
Extremely Low	0	0	0	0
Low Mod	0	0	0	1
Moderate	0	0	0	0
Non Low Moderate	0	0	0	0
Total	0	0	0	1
Percent Low/Mod				100.0%

Annual Accomplishments

Years	Accomplishment Narrative	# Benefitting
2020	4.16.2021 reprog \$10,000 from idis#6451, funding increased to \$10,000.	
2021	This project is 50% complete. The County of Riverside used CDBG funds to pay for working capital and employee retention during the COVID-19 pandemic. Hot Springs Cleaners, Inc., located within the Cooperating City of Murrieta, CA, met the national objective of job retention [570.208 (a)(4)] for a period of at least six months.	
2022	This project is 100% complete. The City of Murrieta used CDBG funds to pay for working capital and employee retention during the COVID-19 pandemic. Hot Springs Cleaner, Inc., located within the City of Murrieta, CA, met the national objective of retaining 1 full-time equivalent employee for the duration of the program.	

PGM Year:	2020
Project:	0075 - 3.MR.59-20 - Murrieta Back to Business Grant Program
IDIS Activity:	6513 - 3.MR.59-20-14 - BTBG The Zinnia Practice
Status:	Open
Location:	4197 Golden Gate Circle #207 Murrieta, CA 92562
Objective:	Create economic opportunities
Outcome:	Sustainability
Matrix Code:	ED Direct Financial Assistance to For-
National Objective:	LMJ

Activity to prevent, prepare for, and respond to Coronavirus: Yes

Initial Funding Date: 05/06/2021

Description:

CDBG funds will be used by The Zinnia Practice to pay for working capital and employee retention due to the effects of the COVID-19 pandemic.

Financing

	Fund Type	Grant Year	Grant	Funded Amount	Drawn In Program Year	Drawn Thru Program Year
CDBG	EN	2018	B18UC060506	\$10,000.00	\$0.00	\$10,000.00
Total	Total			\$10,000.00	\$0.00	\$10,000.00

Proposed Accomplishments

Jobs : 1

Actual Accomplishments

	Owner		Renter		Total		Person	
	Total	Hispanic	Total	Hispanic	Total	Hispanic	Total	Hispanic
Number assisted:								
White:	0	0	0	0	0	0		0
Black/African American:	0	0	0	0	0	0	0	0
Asian:	0	0	0	0	0	0	0	0
American Indian/Alaskan Native:	0	0	0	0	0	0	0	0
Native Hawaiian/Other Pacific Islander:	0	0	0	0	0	0	0	0
American Indian/Alaskan Native & White:	0	0	0	0	0	0	0	0
Asian White:	0	0	0	0	0	0	0	0
Black/African American & White:	0	0	0	0	0	0	0	0
American Indian/Alaskan Native & Black/African American:	0	0	0	0	0	0	0	0
Other multi-racial:	0	0	0	0	0	0	0	0
Asian/Pacific Islander:	0	0	0	0	0	0	0	0
Hispanic:	0	0	0	0	0	0	0	0
Total:	0	0	0	0	0	0	0	0
Female-headed Households:	0		0		0			

Income Category:

	Owner	Renter	Total	Person
Extremely Low	0	0	0	0
Low Mod	0	0	0	0
Moderate	0	0	0	0
Non Low Moderate	0	0	0	0
Total	0	0	0	0
Percent Low/Mod				

Annual Accomplishments

Years	Accomplishment Narrative	# Benefitting
2020	5.6.2021 reprog \$10,000 from idis#6451, funding increased to \$10,000.	
2021	This project is 50% complete. The County of Riverside used CDBG funds to pay for working capital and employee retention during the COVID-19 pandemic. The Zinnia Practice, located within the Cooperating City of Murrieta, CA, met the national objective of job retention [570.208 (a)(4)] for a period of at least six months.	

2022

This project is 50% complete. The City of Murrieta used CDBG funds to pay for working capital and employee retention during the COVID-19 pandemic. The Zinnia Practice, located within the Cooperating City of Murrieta, CA, is pending determination of meeting the national objective of job retention [570.208 (a)(4)] for a period of at least six months.

PGM Year:	2020				
Project:	0075 - 3.MR.59-20 - Murrieta Back to Business Grant Program				
IDIS Activity:	6514 - 3.MR.59-20-15 - BTBG Tuula Inc. dba Destiny Boutique				
Status:	Open	Objective:	Create economic opportunities		
Location:	26019 Jefferson Ave Ste D Murrieta, CA 92562-6986	Outcome:	Sustainability		
		Matrix Code:	ED Direct Financial Assistance to For-	National Objective:	LMJ

Activity to prevent, prepare for, and respond to Coronavirus: Yes

Initial Funding Date: 05/06/2021

Description:

CDBG funds will be used by Tuula Inc.

Financing

	Fund Type	Grant Year	Grant	Funded Amount	Drawn In Program Year	Drawn Thru Program Year
CDBG	EN	2018	B18UC060506	\$10,000.00	\$0.00	\$10,000.00
Total	Total			\$10,000.00	\$0.00	\$10,000.00

Proposed Accomplishments

Jobs : 1

Actual Accomplishments

	Owner		Renter		Total		Person	
	Total	Hispanic	Total	Hispanic	Total	Hispanic	Total	Hispanic
White:	0	0	0	0	0	0		0
Black/African American:	0	0	0	0	0	0	0	0
Asian:	0	0	0	0	0	0	0	0
American Indian/Alaskan Native:	0	0	0	0	0	0	0	0
Native Hawaiian/Other Pacific Islander:	0	0	0	0	0	0	0	0
American Indian/Alaskan Native & White:	0	0	0	0	0	0	0	0
Asian White:	0	0	0	0	0	0	0	0
Black/African American & White:	0	0	0	0	0	0	0	0
American Indian/Alaskan Native & Black/African American:	0	0	0	0	0	0	0	0
Other multi-racial:	0	0	0	0	0	0	0	0
Asian/Pacific Islander:	0	0	0	0	0	0	0	0
Hispanic:	0	0	0	0	0	0	0	0
Total:	0	0	0	0	0	0	0	0
Female-headed Households:	0		0		0			

Income Category:

	Owner	Renter	Total	Person
Extremely Low	0	0	0	0
Low Mod	0	0	0	0

Asian White:	0	0	0	0	0	0	0	0
Black/African American & White:	0	0	0	0	0	0	0	0
American Indian/Alaskan Native & Black/African American:	0	0	0	0	0	0	0	0
Other multi-racial:	0	0	0	0	0	0	0	0
Asian/Pacific Islander:	0	0	0	0	0	0	0	0
Hispanic:	0	0	0	0	0	0	0	0
Total:	1	0	0	0	1	0	0	0
Female-headed Households:	1		0		1			

Income Category:

	Owner	Renter	Total	Person
Extremely Low	0	0	0	0
Low Mod	0	0	0	0
Moderate	1	0	1	0
Non Low Moderate	0	0	0	0
Total	1	0	1	0
Percent Low/Mod	100.0%		100.0%	

Annual Accomplishments

Years	Accomplishment Narrative	# Benefitting
2021	9.20.2021 reprog \$35,000 from idis#6385, funding increased to \$35,000. 6.13.2022 reprog \$4,640.28 to idis#6541, funding decreased to \$30,359.72. Housing Rehab activity is 100% complete. CDBG funds were used to pay for costs associated with the replacement of a broken garage door, sliding doors, and the doorbell, removed and replaced the back fencing, replaced the light fixtures, adjusted, and installed a vinyl gate, and painted the exterior of the house and attached garage. This activity aimed to improve one (1) residential structure and met the national objective of benefiting a low- moderate- income household in the City of San Jacinto.	

PGM Year:	2020
Project:	0013 - 9.210-20 - Home Enhancement Program
IDIS Activity:	6518 - 9.210-20-2 - Home Rehab Activity
Status:	Completed 8/8/2022 6:08:24 PM
Location:	55890 Haugen Lehman Way Whitewater, CA 92282-3110
Objective:	Provide decent affordable housing
Outcome:	Affordability
Matrix Code:	Rehab; Single-Unit Residential (14A)
National Objective:	LMH

Activity to prevent, prepare for, and respond to Coronavirus: No

Initial Funding Date: 09/20/2021

Description:

The Home Enhancement Program will use CDBG funds to pay for partial fence repairs, garage door repairs, replace all windows and screens, flashing and gutters, exterior lighting, and exterior

Financing

	Fund Type	Grant Year	Grant	Funded Amount	Drawn In Program Year	Drawn Thru Program Year
CDBG	EN	2019	B19UC060506	\$29,914.00	\$0.00	\$29,914.00
Total	Total			\$29,914.00	\$0.00	\$29,914.00

Proposed Accomplishments

Housing Units : 1

Actual Accomplishments

	Owner		Renter		Total		Person	
	Total	Hispanic	Total	Hispanic	Total	Hispanic	Total	Hispanic
Number assisted:								
White:	1	0	0	0	1	0	0	0
Black/African American:	0	0	0	0	0	0	0	0
Asian:	0	0	0	0	0	0	0	0
American Indian/Alaskan Native:	0	0	0	0	0	0	0	0
Native Hawaiian/Other Pacific Islander:	0	0	0	0	0	0	0	0
American Indian/Alaskan Native & White:	0	0	0	0	0	0	0	0
Asian White:	0	0	0	0	0	0	0	0
Black/African American & White:	0	0	0	0	0	0	0	0
American Indian/Alaskan Native & Black/African American:	0	0	0	0	0	0	0	0
Other multi-racial:	0	0	0	0	0	0	0	0
Asian/Pacific Islander:	0	0	0	0	0	0	0	0
Hispanic:	0	0	0	0	0	0	0	0
Total:	1	0	0	0	1	0	0	0
Female-headed Households:	1		0		1			

Income Category:

	Owner	Renter	Total	Person
Extremely Low	0	0	0	0
Low Mod	1	0	1	0
Moderate	0	0	0	0
Non Low Moderate	0	0	0	0
Total	1	0	1	0
Percent Low/Mod	100.0%		100.0%	

Annual Accomplishments

Years	Accomplishment Narrative	# Benefitting
2021	9.20.2021 reprog \$35,000 from idis#6385, funding increased to \$35,000. 7.20.2022 reprog \$5,086.00 unused project funds to idis#6552, funding decreased to \$29,914.00. Housing Rehab activity is 100% complete. CDBG funds were used to pay for costs associated with a fence replacement, gutters, downspouts, replace the garage door, stucco repair, and paint the house's exterior and attached garage. This activity aimed to improve one (1) residential structure and met the national objective of benefiting a low- moderate income household in the City of Whitewater.	

PGM Year:	2020	
Project:	0013 - 9.210-20 - Home Enhancement Program	
IDIS Activity:	6519 - 9.210-20-3 - Home Rehab Activity	
Status:	Completed 3/16/2023 5:21:22 PM	Objective: Provide decent affordable housing
Location:	55795 Haugen Lehman Way Whitewater, CA 92282-3147	Outcome: Affordability
		Matrix Code: Rehab; Single-Unit Residential (14A)
		National Objective: LMH

Activity to prevent, prepare for, and respond to Coronavirus: No
Initial Funding Date: 09/20/2021

Description:

The Home Enhancement Program will use CDBG funds to pay for minor roof repairs including fascia boards, gutters, and downspouts, partial fence repairs, garage door repairs, extensive

Financing

	Fund Type	Grant Year	Grant	Funded Amount	Drawn In Program Year	Drawn Thru Program Year
CDBG	EN	2019	B19UC060506	\$22,089.00	\$21,369.00	\$22,089.00
Total	Total			\$22,089.00	\$21,369.00	\$22,089.00

Proposed Accomplishments

Housing Units : 1

Actual Accomplishments

	Owner		Renter		Total		Person	
	Total	Hispanic	Total	Hispanic	Total	Hispanic	Total	Hispanic
<i>Number assisted:</i>								
White:	1	0	0	0	1	0	0	0
Black/African American:	0	0	0	0	0	0	0	0
Asian:	0	0	0	0	0	0	0	0
American Indian/Alaskan Native:	0	0	0	0	0	0	0	0
Native Hawaiian/Other Pacific Islander:	0	0	0	0	0	0	0	0
American Indian/Alaskan Native & White:	0	0	0	0	0	0	0	0
Asian White:	0	0	0	0	0	0	0	0
Black/African American & White:	0	0	0	0	0	0	0	0
American Indian/Alaskan Native & Black/African American:	0	0	0	0	0	0	0	0
Other multi-racial:	0	0	0	0	0	0	0	0
Asian/Pacific Islander:	0	0	0	0	0	0	0	0
Hispanic:	0	0	0	0	0	0	0	0
Total:	1	0	0	0	1	0	0	0
Female-headed Households:	1		0		1			

Income Category:

	Owner	Renter	Total	Person
Extremely Low	0	0	0	0
Low Mod	1	0	1	0
Moderate	0	0	0	0
Non Low Moderate	0	0	0	0
Total	1	0	1	0
Percent Low/Mod	100.0%		100.0%	

Annual Accomplishments

Years	Accomplishment Narrative	# Benefitting
2021	9.20.2021 reprog \$35,000 from idis#6385, funding increased \$35,000. Housing Rehab activity is 70% complete. CDBG funds have been used to pay for costs associated with roof repairs, the garage door has been serviced, and the replacement of the sliding glass door and two windows and screens. We still have some items that need to be completed such as the installation of the gate, extensive stucco repair throughout the exterior of the house, installation of the numbers on the house, and painting of the house and attached garage. This activity aims to improve one (1) residential structure and met the national objective of benefiting a low- moderate income household in the City of Whitewater.	

2022

3.2.2023 reprog \$12,911.00 unused program fund to idis#6635, funding decreased to \$22,089. The Housing Rehab activity is 100% complete. CDBG funds have been used to pay for costs associated with roof repairs, the garage door has been serviced, the replacement of the sliding glass door, two windows, and screens, the installation of the gate, extensive stucco repair throughout the exterior of the house, numbers on the house, and painting of the house and attached garage. This activity improved one (1) residential structure and met the national objective of benefiting a low- moderate income household in the unincorporated area of Whitewater.

PGM Year:	2020
Project:	0017 - 0.219-20 - Home Enhancement Program
IDIS Activity:	6520 - 0.219-20-2 - Home Rehab Activity
Status:	Completed 1/23/2023 6:24:11 PM
Location:	86045 Palmeras Cir Coachella, CA 92236-2203
Objective:	Provide decent affordable housing
Outcome:	Affordability
Matrix Code:	Rehab; Single-Unit Residential (14A)
National Objective:	LMH

Activity to prevent, prepare for, and respond to Coronavirus: No

Initial Funding Date: 09/20/2021

Description:

The Home Enhancement Program will use CDBG funds to pay for repairs on the skirting of the manufactured home, replace the doorbell, partial roof repairs, garage door repairs, replace one

Financing

	Fund Type	Grant Year	Grant	Funded Amount	Drawn In Program Year	Drawn Thru Program Year
CDBG	EN	2019	B19UC060506	\$440.00	\$440.00	\$440.00
		2020	B20UC060506	\$35,000.00	\$9,014.40	\$35,000.00
Total	Total			\$35,440.00	\$9,454.40	\$35,440.00

Proposed Accomplishments

Housing Units : 1

Actual Accomplishments

Number assisted:

	Owner		Renter		Total		Person	
	Total	Hispanic	Total	Hispanic	Total	Hispanic	Total	Hispanic
White:	1	0	0	0	1	0	0	0
Black/African American:	0	0	0	0	0	0	0	0
Asian:	0	0	0	0	0	0	0	0
American Indian/Alaskan Native:	0	0	0	0	0	0	0	0
Native Hawaiian/Other Pacific Islander:	0	0	0	0	0	0	0	0
American Indian/Alaskan Native & White:	0	0	0	0	0	0	0	0
Asian White:	0	0	0	0	0	0	0	0
Black/African American & White:	0	0	0	0	0	0	0	0
American Indian/Alaskan Native & Black/African American:	0	0	0	0	0	0	0	0
Other multi-racial:	0	0	0	0	0	0	0	0
Asian/Pacific Islander:	0	0	0	0	0	0	0	0
Hispanic:	0	0	0	0	0	0	0	0
Total:	1	0	0	0	1	0	0	0
Female-headed Households:	0		0		0			

Income Category:

	Owner	Renter	Total	Person
Extremely Low	0	0	0	0
Low Mod	1	0	1	0
Moderate	0	0	0	0
Non Low Moderate	0	0	0	0
Total	1	0	1	0
Percent Low/Mod	100.0%		100.0%	

Annual Accomplishments

Years	Accomplishment Narrative	# Benefitting
2021	9.20.2021 reprog \$35,000 from idis#6389, funding increased to \$35,000. 8.9.2022 reprog \$440.00 from idis#6541, funding increased to \$35,440.00. Housing Rehab activity is 90% complete. CDBG funds have been used to pay for costs associated with a completed roof replacement, replaced eaves in front of the garage, replaced the skirting around the mobile home, replaced a doorbell, replaced 10 windows and screens, replaced entry doors, replaced a crawl space cover, and painted the exterior of the house and attached garage. The contractor installed solar motion sensor fixtures during a site visit the homeowner explained that they dont work. I spoke to the contractor and asked them to repair or replace it. Once I get back, I will schedule the final walk thru as I expect this to have been repaired. Once completed, this activity has been for the purpose of improving one (1) residential structure and meeting the national objective of benefiting a low- moderate-income household in the City of Coachella.	
2022	The Housing Rehab activity is 100% complete. CDBG funds were used to pay for costs associated with a completed roof replacement, replaced eaves in front of the garage, replaced the skirting around the mobile home, replaced a doorbell, replaced 10 windows and screens, replaced two entry doors, replaced a crawl space cover, installed a solar motion sensors fixture, and painted the exterior of the house and attached garage. This activity will be undertaken for the purpose of improving one (1) residential structure and meeting the national objective of benefiting a low- moderate-income household in the City of Coachella.	

PGM Year:	2020
Project:	0017 - 0.219-20 - Home Enhancement Program
IDIS Activity:	6521 - 0.219-20-3 - Home Rehab Activity
Status:	Completed 3/10/2023 12:59:56 PM
Location:	411 Michigan Ave Riverside, CA 92507-1422
Objective:	Provide decent affordable housing
Outcome:	Affordability
Matrix Code:	Rehab; Single-Unit Residential (14A)
National Objective:	LMH

Activity to prevent, prepare for, and respond to Coronavirus: No

Initial Funding Date: 09/20/2021

Description:

The Home Enhancement Program will use CDBG funds to pay for partial roof repairs, fascia boards, gutters, and downspouts, replacement of the patio posts, replace a doorbell, replace all

Financing

	Fund Type	Grant Year	Grant	Funded Amount	Drawn In Program Year	Drawn Thru Program Year
CDBG	EN	2020	B20UC060506	\$33,834.00	\$33,154.00	\$33,834.00
Total	Total			\$33,834.00	\$33,154.00	\$33,834.00

Proposed Accomplishments

Housing Units : 1

Actual Accomplishments

Owner	Renter	Total	Person
-------	--------	-------	--------

Number assisted:

	Total	Hispanic	Total	Hispanic	Total	Hispanic	Total	Hispanic
White:	1	0	0	0	1	0	0	0
Black/African American:	0	0	0	0	0	0	0	0
Asian:	0	0	0	0	0	0	0	0
American Indian/Alaskan Native:	0	0	0	0	0	0	0	0
Native Hawaiian/Other Pacific Islander:	0	0	0	0	0	0	0	0
American Indian/Alaskan Native & White:	0	0	0	0	0	0	0	0
Asian White:	0	0	0	0	0	0	0	0
Black/African American & White:	0	0	0	0	0	0	0	0
American Indian/Alaskan Native & Black/African American:	0	0	0	0	0	0	0	0
Other multi-racial:	0	0	0	0	0	0	0	0
Asian/Pacific Islander:	0	0	0	0	0	0	0	0
Hispanic:	0	0	0	0	0	0	0	0
Total:	1	0	0	0	1	0	0	0

Female-headed Households: 1 0 1

Income Category:

	Owner	Renter	Total	Person
Extremely Low	0	0	0	0
Low Mod	0	0	0	0
Moderate	1	0	1	0
Non Low Moderate	0	0	0	0
Total	1	0	1	0
Percent Low/Mod	100.0%		100.0%	

Annual Accomplishments

Years	Accomplishment Narrative	# Benefitting
2021	9.20.2021 reprog \$35,000 from idis#6389, funding increased to \$35,000. Housing Rehab activity is 80% complete. CDBG funds have been used to pay for costs associated with a complete roof replacement, replacing the fascia and eaves, demolition on the back patio, and painting the exterior of the house and attached garage. The contractor has to still replace the sliding door and replace the downspouts and rain gutters. Once I get back, I will schedule the final walk thru as I expect this to have been completed. This CDBG activity has been to improve one (1) residential structure and meet the national objective of benefiting a low- moderate-income household in the City of Coachella.	
2022	3.2.2023 reprog \$1,166.00 unused program funds to idis#6646, funding decreased to \$33,834. The Housing Rehab activity is 100% complete. CDBG funds were used to pay for costs associated with a complete underlayment, roof, and fascia replacement, replacement of the rain gutters and downspouts, replaced the sliding door, demolition of the dilapidated patio, replaced the doorbell and painted the exterior of the house and attached garage. This activity improved one (1) residential structure and met the national objective of benefiting a low- moderate-income household in the unincorporated area of Highgrove.	

PGM Year:	2020
Project:	0017 - 0.219-20 - Home Enhancement Program
IDIS Activity:	6522 - 0.219-20-4 - Home Rehab Activity
Status:	Completed 1/23/2023 6:42:51 PM
Objective:	Provide decent affordable housing

Location: 50695 Chiapas Dr Coachella, CA 92236-5417

Outcome: Affordability
 Matrix Code: Rehab; Single-Unit Residential (14A)

National Objective: LMH

Activity to prevent, prepare for, and respond to Coronavirus: No

Initial Funding Date: 09/20/2021

Description:

The Home Enhancement Program will use CDBG funds to pay for partial roof repairs and fencing, replace windowsscreens and two entry doors, install dusk to dawn lighting and exterior paint

Financing

	Fund Type	Grant Year	Grant	Funded Amount	Drawn In Program Year	Drawn Thru Program Year
CDBG	EN	2020	B20UC060506	\$27,153.00	\$871.30	\$27,153.00
Total	Total			\$27,153.00	\$871.30	\$27,153.00

Proposed Accomplishments

Housing Units : 1

Actual Accomplishments

<i>Number assisted:</i>	Owner		Renter		Total		Person	
	Total	Hispanic	Total	Hispanic	Total	Hispanic	Total	Hispanic
White:	1	0	0	0	1	0	0	0
Black/African American:	0	0	0	0	0	0	0	0
Asian:	0	0	0	0	0	0	0	0
American Indian/Alaskan Native:	0	0	0	0	0	0	0	0
Native Hawaiian/Other Pacific Islander:	0	0	0	0	0	0	0	0
American Indian/Alaskan Native & White:	0	0	0	0	0	0	0	0
Asian White:	0	0	0	0	0	0	0	0
Black/African American & White:	0	0	0	0	0	0	0	0
American Indian/Alaskan Native & Black/African American:	0	0	0	0	0	0	0	0
Other multi-racial:	0	0	0	0	0	0	0	0
Asian/Pacific Islander:	0	0	0	0	0	0	0	0
Hispanic:	0	0	0	0	0	0	0	0
Total:	1	0	0	0	1	0	0	0
Female-headed Households:	0		0		0			

Income Category:

	Owner	Renter	Total	Person
Extremely Low	0	0	0	0
Low Mod	1	0	1	0
Moderate	0	0	0	0
Non Low Moderate	0	0	0	0
Total	1	0	1	0
Percent Low/Mod	100.0%		100.0%	

Annual Accomplishments

Years	Accomplishment Narrative	# Benefitting
--------------	---------------------------------	----------------------

Black/African American & White:	0	0	1	0	1	0	0	0
American Indian/Alaskan Native & Black/African American:	0	0	0	0	0	0	0	0
Other multi-racial:	0	0	1	0	1	0	0	0
Asian/Pacific Islander:	0	0	0	0	0	0	0	0
Hispanic:	0	0	0	0	0	0	0	0
Total:	0	0	10	3	10	3	0	0

Female-headed Households: 0 0 0

Income Category:

	Owner	Renter	Total	Person
Extremely Low	0	0	0	0
Low Mod	0	10	10	0
Moderate	0	0	0	0
Non Low Moderate	0	0	0	0
Total	0	10	10	0
Percent Low/Mod		100.0%	100.0%	

Annual Accomplishments

Years	Accomplishment Narrative	# Benefitting
2021	9.23.2021 new set-up (back-up project), reprog \$250,000 from unencumbered, funding increased to \$250,000. 9.23.2021 reprog \$5,000 from unencumbered for ADC, funding increased to \$255,000. 7.20.2022 reprog \$5,000 from unencumbered for ADC, funding increased to \$260,000. The project is 65% Complete. Desert Rose is an affordable housing community in Ripley, CA. Improvements include labor, materials, project management, and other costs of rehabilitation directed toward an accumulation of deferred maintenance, energy efficiency/solar, water conservation/landscaping, security and safety, broadband infrastructure, and other renovations.	
2022	9.29.2022 reprog \$70,000 from unencumbered, funding increased to \$330,000. 5.26.2023 reprog \$543.02 unused ADC to unencumbered, funding decreased to \$329,456.98. The project is 100% Complete. HARC rehabilitated 10 units in the Desert Rose an affordable housing community in Ripley, CA. CDBG funds were used for 10 apartment improvements; including labor, materials, project management, and other costs of rehabilitation.	

PGM Year:	2020
Project:	0013 - 9.210-20 - Home Enhancement Program
IDIS Activity:	6527 - 9.210-20-4 - Home Rehab Activity
Status:	Completed 1/25/2023 1:17:09 PM
Location:	22790 Arrow Rd Nuevo, CA 92567-8810
Objective:	Provide decent affordable housing
Outcome:	Affordability
Matrix Code:	Rehab; Single-Unit Residential (14A)
National Objective:	LMH

Activity to prevent, prepare for, and respond to Coronavirus: No

Initial Funding Date: 10/26/2021

Description:

The property owner is not a senior citizen but is a veteran.

Financing

	Fund Type	Grant Year	Grant	Funded Amount	Drawn In Program Year	Drawn Thru Program Year
CDBG	EN	2019	B19UC060506	\$36,392.00	\$12,056.20	\$36,392.00

Total	Total			\$36,392.00	\$12,056.20	\$36,392.00
--------------	--------------	--	--	--------------------	--------------------	--------------------

Proposed Accomplishments

Housing Units : 1

Actual Accomplishments

	Owner		Renter		Total		Person	
	Total	Hispanic	Total	Hispanic	Total	Hispanic	Total	Hispanic
<i>Number assisted:</i>								
White:	1	0	0	0	1	0	0	0
Black/African American:	0	0	0	0	0	0	0	0
Asian:	0	0	0	0	0	0	0	0
American Indian/Alaskan Native:	0	0	0	0	0	0	0	0
Native Hawaiian/Other Pacific Islander:	0	0	0	0	0	0	0	0
American Indian/Alaskan Native & White:	0	0	0	0	0	0	0	0
Asian White:	0	0	0	0	0	0	0	0
Black/African American & White:	0	0	0	0	0	0	0	0
American Indian/Alaskan Native & Black/African American:	0	0	0	0	0	0	0	0
Other multi-racial:	0	0	0	0	0	0	0	0
Asian/Pacific Islander:	0	0	0	0	0	0	0	0
Hispanic:	0	0	0	0	0	0	0	0
Total:	1	0	0	0	1	0	0	0
Female-headed Households:	1		0		1			

Income Category:

	Owner	Renter	Total	Person
Extremely Low	0	0	0	0
Low Mod	1	0	1	0
Moderate	0	0	0	0
Non Low Moderate	0	0	0	0
Total	1	0	1	0
Percent Low/Mod	100.0%		100.0%	

Annual Accomplishments

Years	Accomplishment Narrative	# Benefitting
2021	10.26.2021 reprog \$30,000 from idis#6385, funding increased to \$30,000. 8.9.2022 reprog \$6,392.00 from idis#6541, funding increased to \$36,392.00. Housing Rehab activity is 100% complete. CDBG funds were used to pay for costs associated with upgraded windows and screens, gutters, and downspouts, replacing the fascia boards and the rotted siding of both the house and garage, replacing the crawl space covers, installing a V drain between the house and garage to repair the flooding issue, and painted the exterior of the house and garage. This activity will be undertaken for improving one (1) residential structure and met the national objective of benefiting a low- moderate-income household in the unincorporated area of Nuevo.	

2022

The Housing Rehab activity is 100% complete. CDBG funds were used to pay for costs associated with upgraded windows and screens, gutters, and downspouts, replacing the fascia boards and the rotted siding of both the house and garage, replacing the crawl space covers, installing a V drain between the house and garage to repair the flooding issue, and painted the exterior of the house and garage. This activity will be undertaken for improving one (1) residential structure and met the national objective of benefiting a low- moderate-income household in the unincorporated area of Nuevo.

PGM Year:	2020				
Project:	0013 - 9.210-20 - Home Enhancement Program				
IDIS Activity:	6528 - 9.210-20-5 - Home Rehab Activity				
Status:	Completed 8/8/2022 12:00:00 AM	Objective:	Provide decent affordable housing		
Location:	1321 N Almond Way Banning, CA 92220-2659	Outcome:	Affordability		
		Matrix Code:	Rehab; Single-Unit Residential (14A)	National Objective:	LMH

Activity to prevent, prepare for, and respond to Coronavirus: No

Initial Funding Date: 10/26/2021

Description:

The property owner is a senior citizen.

Financing

	Fund Type	Grant Year	Grant	Funded Amount	Drawn In Program Year	Drawn Thru Program Year
CDBG	EN	2019	B19UC060506	\$25,820.00	\$0.00	\$25,820.00
Total	Total			\$25,820.00	\$0.00	\$25,820.00

Proposed Accomplishments

Housing Units : 1

Actual Accomplishments

	Owner		Renter		Total		Person	
	Total	Hispanic	Total	Hispanic	Total	Hispanic	Total	Hispanic
<i>Number assisted:</i>								
White:	0	0	0	0	0	0	0	0
Black/African American:	1	0	0	0	1	0	0	0
Asian:	0	0	0	0	0	0	0	0
American Indian/Alaskan Native:	0	0	0	0	0	0	0	0
Native Hawaiian/Other Pacific Islander:	0	0	0	0	0	0	0	0
American Indian/Alaskan Native & White:	0	0	0	0	0	0	0	0
Asian White:	0	0	0	0	0	0	0	0
Black/African American & White:	0	0	0	0	0	0	0	0
American Indian/Alaskan Native & Black/African American:	0	0	0	0	0	0	0	0
Other multi-racial:	0	0	0	0	0	0	0	0
Asian/Pacific Islander:	0	0	0	0	0	0	0	0
Hispanic:	0	0	0	0	0	0	0	0
Total:	1	0	0	0	1	0	0	0
Female-headed Households:	1		0		1			

Income Category:

Owner	Renter	Total	Person
-------	--------	-------	--------

Black/African American & White:	0	0	0	0	0	0	0	0
American Indian/Alaskan Native & Black/African American:	0	0	0	0	0	0	0	0
Other multi-racial:	0	0	0	0	0	0	0	0
Asian/Pacific Islander:	0	0	0	0	0	0	0	0
Hispanic:	0	0	0	0	0	0	0	0
Total:	1	0	0	0	1	0	0	0

Female-headed Households: 1 0 1

Income Category:

	Owner	Renter	Total	Person
Extremely Low	0	0	0	0
Low Mod	0	0	0	0
Moderate	1	0	1	0
Non Low Moderate	0	0	0	0
Total	1	0	1	0
Percent Low/Mod	100.0%		100.0%	

Annual Accomplishments

Years	Accomplishment Narrative	# Benefiting
2021	10.26.2021 reprog \$34,792 from idis#6389 and \$208.00 from idis#6385, funding increased to \$35,000. 8.9.2022 reprog \$4,105.00 to idis#6552, funding decreased to \$30,895.00. The housing Rehab activity is 100% complete. CDBG funds were used to pay for costs associated with the replacement of a sliding door, demolition and repouring of the concrete walkway by the front door, placed new vent covers, replaced partial fencing, replaced a hose bib, lots of stucco repair and painted the exterior of the house and attached garage. Due to an urgent matter on this property, we cleared the septic tank and while this was done, we noted it already had a lid; we removed the gutters and downspouts. This activity will be undertaken for the purpose of improving one (1) residential structure and met the national objective of benefiting a low- moderate-income household in the unincorporated area of El Cerrito.	
2022	The housing Rehab activity is 100% complete. CDBG funds were used to pay for costs associated with the replacement of a sliding door, demolition and repouring of the concrete walkway by the front door, placed new vent covers, replaced partial fencing, replaced a hose bib, lots of stucco repair and painted the exterior of the house and attached garage. Due to an urgent matter on this property, we cleared the septic tank and while this was done, we noted it already had a lid; we removed the gutters and downspouts. This activity will be undertaken for the purpose of improving one (1) residential structure and met the national objective of benefiting a low- moderate-income household in the unincorporated area of El Cerrito.	

PGM Year:	2020
Project:	0013 - 9.210-20 - Home Enhancement Program
IDIS Activity:	6531 - 9.210-20-6 - Home Rehab Activity
Status:	Completed 1/25/2023 1:19:10 PM
Location:	84530 Via Hermosa Coachella, CA 92236-1366
Objective:	Provide decent affordable housing
Outcome:	Affordability
Matrix Code:	Rehab; Single-Unit Residential (14A)
National Objective:	LMH

Activity to prevent, prepare for, and respond to Coronavirus: No

Initial Funding Date: 10/28/2021

Description:

The property owners are senior citizens.

Financing

	Fund Type	Grant Year	Grant	Funded Amount	Drawn In Program Year	Drawn Thru Program Year
CDBG	EN	2019	B19UC060506	\$35,520.00	\$3,500.00	\$35,520.00
Total	Total			\$35,520.00	\$3,500.00	\$35,520.00

Proposed Accomplishments

Housing Units : 1

Actual Accomplishments

	Owner		Renter		Total		Person	
	Total	Hispanic	Total	Hispanic	Total	Hispanic	Total	Hispanic
<i>Number assisted:</i>								
White:	1	0	0	0	1	0	0	0
Black/African American:	0	0	0	0	0	0	0	0
Asian:	0	0	0	0	0	0	0	0
American Indian/Alaskan Native:	0	0	0	0	0	0	0	0
Native Hawaiian/Other Pacific Islander:	0	0	0	0	0	0	0	0
American Indian/Alaskan Native & White:	0	0	0	0	0	0	0	0
Asian White:	0	0	0	0	0	0	0	0
Black/African American & White:	0	0	0	0	0	0	0	0
American Indian/Alaskan Native & Black/African American:	0	0	0	0	0	0	0	0
Other multi-racial:	0	0	0	0	0	0	0	0
Asian/Pacific Islander:	0	0	0	0	0	0	0	0
Hispanic:	0	0	0	0	0	0	0	0
Total:	1	0	0	0	1	0	0	0
Female-headed Households:	0		0		0			

Income Category:

	Owner	Renter	Total	Person
Extremely Low	0	0	0	0
Low Mod	1	0	1	0
Moderate	0	0	0	0
Non Low Moderate	0	0	0	0
Total	1	0	1	0
Percent Low/Mod	100.0%		100.0%	

Annual Accomplishments

Years	Accomplishment Narrative	# Benefitting
-------	--------------------------	---------------

2021 10.28.2021 reprog \$35,000 from idis#6385, funding increased to \$35,000. 8.9.2022 reprog \$520.00 from idis#6541, funding increased to \$35,520.00. Housing Rehab activity is 85% complete. CDBG funds have been used to pay for costs associated with an entire roof replacement, including fascia boards, replacement of windows and screens, entry doors, trimming an overgrown tree in the front yard, gate adjustment, and painting the exterior of the house. The contractor has replaced the exterior lighting, but they are not working, I have notified them and while I am out, they were either going to repair or replace this item. Due to the extensive roof damage, I received authorization from Susana Orozco to repair the interior of the living room ceiling; which has been completed, but the contractor has yet to paint it. While the contractor installed the windows, one window was broken, and it is on order to be replaced. This activity aims to improve one (1) residential structure and met the national objective of benefiting a low-moderate income household in the City of Coachella.

2022 The Housing Rehab activity is 100% complete. CDBG funds were used to pay for costs associated with a complete underlayment and roof replacement, interior ceiling repairs in the living room area, upgraded windows, and screens, replaced two entry doors, replaced a set of french doors, installed two solar motion sensors fixtures, trimmed tree, extreme stucco repair, adjusted gate and painted the exterior of the house. This activity will be undertaken for improving one (1) residential structure and met the national objective of benefiting a low- moderate-income household in the City of Coachella.

PGM Year: 2021
Project: 0078 - 1.118-21 - Lakeland Village Community Center Parking Lot Improvement Project
IDIS Activity: 6533 - 1.118-21 - Lakeland Village Community Center Parking Lot Improvement Project
Status: Completed 1/25/2023 3:25:09 PM **Objective:** Create suitable living environments
Location: 16275 Grand Ave Lake Elsinore, CA 92530-1491 **Outcome:** Sustainability
Matrix Code: Parking Facilities (03G) **National Objective:** LMA

Activity to prevent, prepare for, and respond to Coronavirus: No

Initial Funding Date: 11/04/2021

Description:

The Riverside County Transportation Department will utilize CDBG funding to pave and gravel an existing dirt parking lot at Lakeland Village Community Center.

Financing

	Fund Type	Grant Year	Grant	Funded Amount	Drawn In Program Year	Drawn Thru Program Year
CDBG	EN	2020	B20UC060506	\$52,000.00	\$0.00	\$52,000.00
Total	Total			\$52,000.00	\$0.00	\$52,000.00

Proposed Accomplishments

Public Facilities : 15,775
 Total Population in Service Area: 15,775
 Census Tract Percent Low / Mod: 58.00

Annual Accomplishments

Years	Accomplishment Narrative	# Benefitting
--------------	---------------------------------	----------------------

2021 New project added, approved 11/2/2021. 11.4.2021 reprog \$52,000 from unencumbered, funding increased to \$52,000. This project is 100% complete. The Riverside County Transportation Department utilized CDBG funding to pave and gravel an existing dirt parking lot at Lakeland Village Community Center. The parking lot is approximately 26,000 square feet. The project constructed approximately 17,000 square feet of paved parking adjacent to a 9,000 square ft gravel lot. The paved portion of the parking lot was graded to drain stormwater onto the gravel portion of the parking lot. Improvements included, but were not limited to, design and engineering, excavating 2 to 3 inches, grade and compact, construct stormwater drainage conveyance, pave with hot mix asphalt, gravel placement, paint parking lines project management, and other related improvements.

2022 This project is 100% complete. The Riverside County Transportation Department utilized CDBG funding to pave and gravel an existing dirt parking lot at Lakeland Village Community Center. The parking lot is approximately 26,000 square feet. The project constructed approximately 17,000 square feet of paved parking adjacent to a 9,000 square ft gravel lot. The paved portion of the parking lot was graded to drain stormwater onto the gravel portion of the parking lot. Improvements included, but were not limited to, design and engineering, excavating 2 to 3 inches, grade and compact, construct stormwater drainage conveyance, pave with hot mix asphalt, gravel placement, paint parking lines project management, and other related improvements.

PGM Year: 2021
Project: 0006 - 9.216-21 - CDBG Program Administration
IDIS Activity: 6534 - 9.216-21 - CDBG Program Administration
Status: Open **Objective:**
Location: , **Outcome:**
Matrix Code: General Program Administration (21A) **National Objective:**

Activity to prevent, prepare for, and respond to Coronavirus: No

Initial Funding Date: 11/05/2021

Description:

CDBG administration funding provides staffing and overall program management, coordination, monitoring, and evaluation of the CDBG program.

Financing

	Fund Type	Grant Year	Grant	Funded Amount	Drawn In Program Year	Drawn Thru Program Year
CDBG	EN	2021	B21UC060506	\$1,388,307.00	\$1,034,397.45	\$1,387,998.96
Total	Total			\$1,388,307.00	\$1,034,397.45	\$1,387,998.96

Proposed Accomplishments

Actual Accomplishments

Number assisted:

	Owner		Renter		Total		Person	
	Total	Hispanic	Total	Hispanic	Total	Hispanic	Total	Hispanic
White:					0	0		
Black/African American:					0	0		
Asian:					0	0		
American Indian/Alaskan Native:					0	0		
Native Hawaiian/Other Pacific Islander:					0	0		
American Indian/Alaskan Native & White:					0	0		
Asian White:					0	0		
Black/African American & White:					0	0		
American Indian/Alaskan Native & Black/African American:					0	0		

Other multi-racial: 0 0
 Asian/Pacific Islander: 0 0
 Hispanic: 0 0
Total: 0 0 0 0 0 0 0 0

Female-headed Households: 0

Income Category:

	Owner	Renter	Total	Person
Extremely Low			0	
Low Mod			0	
Moderate			0	
Non Low Moderate			0	
Total	0	0	0	0
Percent Low/Mod				

Annual Accomplishments

No data returned for this view. This might be because the applied filter excludes all data.

PGM Year: 2021
Project: 0007 - 9.217-21 - Fair Housing Administration
IDIS Activity: 6535 - 9.217-21 - Fair Housing Administration
Status: Completed 7/7/2023 4:47:10 PM **Objective:**
Location: , **Outcome:**
Matrix Code: Fair Housing Activities (subject to 20% **National Objective:**

Activity to prevent, prepare for, and respond to Coronavirus: No

Initial Funding Date: 11/05/2021

Description:

The program provides a vital range of "no-cost" fair housing services to eligible clientele throughout the County's Urban County program area.

Financing

	Fund Type	Grant Year	Grant	Funded Amount	Drawn In Program Year	Drawn Thru Program Year
CDBG	EN	2020	B20UC060506	\$3,254.75	\$3,254.75	\$3,254.75
		2021	B21UC060506	\$135,000.00	\$31,562.84	\$135,000.00
Total	Total			\$138,254.75	\$34,817.59	\$138,254.75

Proposed Accomplishments

Actual Accomplishments

	Owner		Renter		Total		Person	
	Total	Hispanic	Total	Hispanic	Total	Hispanic	Total	Hispanic
White:					0	0		
Black/African American:					0	0		
Asian:					0	0		
American Indian/Alaskan Native:					0	0		
Native Hawaiian/Other Pacific Islander:					0	0		
American Indian/Alaskan Native & White:					0	0		

Asian White: 0 0
 Black/African American & White: 0 0
 American Indian/Alaskan Native & Black/African American: 0 0
 Other multi-racial: 0 0
 Asian/Pacific Islander: 0 0
 Hispanic: 0 0
Total: 0 0 0 0 0 0 0 0

Female-headed Households: 0

Income Category:

	Owner	Renter	Total	Person
Extremely Low			0	
Low Mod			0	
Moderate			0	
Non Low Moderate			0	
Total	0	0	0	0
Percent Low/Mod				

Annual Accomplishments

No data returned for this view. This might be because the applied filter excludes all data.

PGM Year: 2021
Project: 0010 - 9.220-21 - Community Enhancement Program
IDIS Activity: 6538 - 9.220-21 - Community Enhancement Program
Status: Completed 1/25/2023 6:30:11 PM **Objective:** Create suitable living environments
Location: 3403 10th St Ste 300 Riverside, CA 92501-3659 **Outcome:** Availability/accessibility
Matrix Code: Neighborhood Cleanups (05V) **National Objective:** LMA

Activity to prevent, prepare for, and respond to Coronavirus: No

Initial Funding Date: 11/05/2021

Description:

As an extension to the Countys CDBG-funded Code Enforcement activities, Riverside County HHPWS will use CDBG funds for community group-coordinated events and property clean-ups in

Financing

	Fund Type	Grant Year	Grant	Funded Amount	Drawn In Program Year	Drawn Thru Program Year
CDBG	EN	2021	B21UC060506	\$2,909.89	\$0.00	\$2,909.89
Total	Total			\$2,909.89	\$0.00	\$2,909.89

Proposed Accomplishments

People (General) : 10,240
 Total Population in Service Area: 11,710
 Census Tract Percent Low / Mod: 55.25

Annual Accomplishments

Years	Accomplishment Narrative	# Benefitting
-------	--------------------------	---------------

Native Hawaiian/Other Pacific Islander:	0	0	0	0	0	0	0	0
American Indian/Alaskan Native & White:	0	0	0	0	0	0	0	0
Asian White:	0	0	0	0	0	0	0	0
Black/African American & White:	0	0	0	0	0	0	0	0
American Indian/Alaskan Native & Black/African American:	0	0	0	0	0	0	0	0
Other multi-racial:	0	0	0	0	0	0	0	0
Asian/Pacific Islander:	0	0	0	0	0	0	0	0
Hispanic:	0	0	0	0	0	0	0	0
Total:	0	0	0	0	0	0	0	0

Female-headed Households: 0 0 0

Income Category:

	Owner	Renter	Total	Person
Extremely Low	0	0	0	0
Low Mod	0	0	0	0
Moderate	0	0	0	0
Non Low Moderate	0	0	0	0
Total	0	0	0	0
Percent Low/Mod				

Annual Accomplishments

Years	Accomplishment Narrative	# Benefitting
2021	2021 funding \$25,000. 7.6.2022 reprog \$25,000 to unencumbered, funding decreased to \$0. Project canceled.	

PGM Year:	2021
Project:	0013 - 9.223-21 - Home Enhancement Program
IDIS Activity:	6541 - 9.223-21 - Home Enhancement Program
Status:	Canceled 12/15/2022 12:00:00 AM
Location:	3403 10th St Ste 300 Riverside, CA 92501-3659
Objective:	Provide decent affordable housing
Outcome:	Affordability
Matrix Code:	Rehab; Single-Unit Residential (14A)
National Objective:	LMH

Activity to prevent, prepare for, and respond to Coronavirus: No

Initial Funding Date: 11/05/2021

Description:

CDBG funds will be used to pay for costs associated with grants to assist homeowners with rehabilitation of stick-built and modular (attached to private land) owner-occupied single-family

Financing

No data returned for this view. This might be because the applied filter excludes all data.

Proposed Accomplishments

Housing Units : 12

Actual Accomplishments

<i>Number assisted:</i>	Owner		Renter		Total		Person	
	Total	Hispanic	Total	Hispanic	Total	Hispanic	Total	Hispanic

White:	0	0	0	0	0	0	0	0
Black/African American:	0	0	0	0	0	0	0	0
Asian:	0	0	0	0	0	0	0	0
American Indian/Alaskan Native:	0	0	0	0	0	0	0	0
Native Hawaiian/Other Pacific Islander:	0	0	0	0	0	0	0	0
American Indian/Alaskan Native & White:	0	0	0	0	0	0	0	0
Asian White:	0	0	0	0	0	0	0	0
Black/African American & White:	0	0	0	0	0	0	0	0
American Indian/Alaskan Native & Black/African American:	0	0	0	0	0	0	0	0
Other multi-racial:	0	0	0	0	0	0	0	0
Asian/Pacific Islander:	0	0	0	0	0	0	0	0
Hispanic:	0	0	0	0	0	0	0	0
Total:	0	0	0	0	0	0	0	0

Female-headed Households: 0 0 0

Income Category:

	Owner	Renter	Total	Person
Extremely Low	0	0	0	0
Low Mod	0	0	0	0
Moderate	0	0	0	0
Non Low Moderate	0	0	0	0
Total	0	0	0	0
Percent Low/Mod				

Annual Accomplishments

Years	Accomplishment Narrative	# Benefitting
2021	2021 funding \$400,000. 11.29.2021 reprog \$281,192.69 from idis#6385, funding increased to \$681,192.69. 12.2.2021 reprog \$200,000 for ADC, funding decreased to \$481,192.69. 1.5.2022 reprog \$4,258.94 (9.193-19-7; IDIS#6483 \$3,060.28 and 9.193-19-9; IDIS#6484 \$1,198.66), funding decreased to \$476,933.75. 2.15.2022 reprog \$35,000 from idis#6532 (cancel project), funding increased \$511,933.75. 2.18.2022 reprog \$2,401.00 to idis#6485, funding decreased to \$509,532.75. 2.28.2022 reprog \$2,070.00 to idis#6486, funding decreased to \$507,462.75. 3.15.2022 reprog \$5,070.27 to idis#6491, funding decreased to \$502,392.48. 3.24.2022 reprog \$4,155 to idis#6485, funding decreased to \$498,237.48. 3.24.2022 reprog \$4,538.16 to idis#6492, funding decreased to \$493,699.32. 4.8.2022 reprog \$10,315.00 from idis#6482, funding increased to \$504,014.32. 4.8.2022 reprog \$11,429.00 from idis#6455, funding increased to \$515,443.32. 4.8.2022 reprog \$440.00 from idis#6524, funding increased to \$515,883.32. 6.7.2022 reprog \$35,000 from idis#6529, funding increased to \$550,883.32. 6.13.2022 reprog \$2,765.00 to idis#6491, funding decreased to \$548,118.32. 6.13.2022 reprog \$4,640.28 from idis#6517, funding increased to \$552,758.60. 8.9.2022 \$7,352.00 (\$520.00 - idis#6531, \$6,392.00 - idis#6527, and \$440.00 idis#6520), funding decreased to \$545,406.60. The project is 10% Complete. The County has approved and is currently administering the exterior home improvement program, doing minor exterior repair/rehabilitation for an estimated 12 low-income families, owner-occupied, stick-built single-family homes and manufactured/mobile homes attached to a permanent foundation on owner-owned private land, in the unincorporated communities and cooperating cities of Riverside County. CDBG funds will be used to pay for costs associated with grants to assist homeowners with the rehabilitation of stick-built and modular (attached to private land) owner-occupied single-family residences.	

2022 12.15.2022 reprog \$545,406.60 to idis#6635, funding decreased to \$0.

PGM Year: 2021
Project: 0021 - 0.234-21 - Camp Kids
IDIS Activity: 6549 - 0.234-21 - Camp Kids
Status: Completed 8/23/2022 12:46:42 PM **Objective:** Create suitable living environments
Location: 1015 Carnation Ln 38755 Brookside Avenue Beaumont, CA 92223-7827 **Outcome:** Availability/accessibility
Matrix Code: Other Public Services Not Listed in 05A- **National Objective:** LMC

Activity to prevent, prepare for, and respond to Coronavirus: No

Initial Funding Date: 11/05/2021

Description:

The Boys and Girls Club of San Gorgonio Pass provides after-school, summer, and winter break programs at Sundance Elementary in the summer and Anna Hause Elementary School during

Financing

	Fund Type	Grant Year	Grant	Funded Amount	Drawn In Program Year	Drawn Thru Program Year
CDBG	EN	2021	B21UC060506	\$25,000.00	\$0.00	\$25,000.00
Total	Total			\$25,000.00	\$0.00	\$25,000.00

Proposed Accomplishments

People (General) : 40

Actual Accomplishments

	Owner		Renter		Total		Person	
	Total	Hispanic	Total	Hispanic	Total	Hispanic	Total	Hispanic
White:	0	0	0	0	0	0	26	19
Black/African American:	0	0	0	0	0	0	5	4
Asian:	0	0	0	0	0	0	3	0
American Indian/Alaskan Native:	0	0	0	0	0	0	2	2
Native Hawaiian/Other Pacific Islander:	0	0	0	0	0	0	0	0
American Indian/Alaskan Native & White:	0	0	0	0	0	0	1	0
Asian White:	0	0	0	0	0	0	1	0
Black/African American & White:	0	0	0	0	0	0	0	0
American Indian/Alaskan Native & Black/African American:	0	0	0	0	0	0	2	0
Other multi-racial:	0	0	0	0	0	0	0	0
Asian/Pacific Islander:	0	0	0	0	0	0	0	0
Hispanic:	0	0	0	0	0	0	0	0
Total:	0	0	0	0	0	0	40	25
Female-headed Households:	0		0		0			

Income Category:

	Owner	Renter	Total	Person
Extremely Low	0	0	0	0
Low Mod	0	0	0	30

Moderate	0	0	0	10
Non Low Moderate	0	0	0	0
Total	0	0	0	40
Percent Low/Mod				100.0%

Annual Accomplishments

Years	Accomplishment Narrative	# Benefitting
2021	2021 funding \$25,000. Project Complete 03/17/2022. The Boys and Girls Clubs completed service to 40 kids in the San Gorogonio Pass providing services to predominantly low- income individuals, for the purpose of creating a suitable living environment. The Boys and Girls Club used CDBG funds to pay for costs associated with after-school, summer camp, and winter break programs and recreational activities at Sundance and Anna Hause Elementary schools to provide a safe enriched environment for children. The national objective of benefiting 40 low-mod income children was achieved to serve 40 allowing accessibility to low-income children to participate. Leverage funding was from private donations and fees.	

PGM Year:	2021
Project:	0022 - 0.236-21 - H.O.P.E. Pantry Program
IDIS Activity:	6550 - 0.236-21 - H.O.P.E. Pantry Program
Status:	Completed 8/23/2022 1:26:56 PM
Location:	506 W Minthorn St Lake Elsinore, CA 92530-2807
Objective:	Create suitable living environments
Outcome:	Availability/accessibility
Matrix Code:	Food Banks (05W)
National Objective:	LMC

Activity to prevent, prepare for, and respond to Coronavirus: No

Initial Funding Date: 11/05/2021

Description:

H.O.P.E.

Financing

	Fund Type	Grant Year	Grant	Funded Amount	Drawn In Program Year	Drawn Thru Program Year
CDBG	EN	2019	B19UC060506	\$40,000.00	\$0.00	\$40,000.00
		2021	B21UC060506	\$74,446.00	\$0.00	\$74,446.00
Total	Total			\$114,446.00	\$0.00	\$114,446.00

Proposed Accomplishments

People (General) : 2,500

Actual Accomplishments

	Owner		Renter		Total		Person	
	Total	Hispanic	Total	Hispanic	Total	Hispanic	Total	Hispanic
White:	0	0	0	0	0	0	2,077	1,163
Black/African American:	0	0	0	0	0	0	185	84
Asian:	0	0	0	0	0	0	99	37
American Indian/Alaskan Native:	0	0	0	0	0	0	27	4
Native Hawaiian/Other Pacific Islander:	0	0	0	0	0	0	20	1
American Indian/Alaskan Native & White:	0	0	0	0	0	0	16	3
Asian White:	0	0	0	0	0	0	19	9
Black/African American & White:	0	0	0	0	0	0	396	381

American Indian/Alaskan Native & Black/African American:	0	0	0	0	0	0	28	22
Other multi-racial:	0	0	0	0	0	0	170	0
Asian/Pacific Islander:	0	0	0	0	0	0	0	0
Hispanic:	0	0	0	0	0	0	0	0
Total:	0	0	0	0	0	0	3,037	1,704

Female-headed Households: 0 0 0

Income Category:

	Owner	Renter	Total	Person
Extremely Low	0	0	0	0
Low Mod	0	0	0	2,997
Moderate	0	0	0	20
Non Low Moderate	0	0	0	20
Total	0	0	0	3,037
Percent Low/Mod				99.3%

Annual Accomplishments

Years	Accomplishment Narrative	# Benefitting
2021	2021 funding \$74,446. 3.30.2022 reprog \$40,000 from unencumbered, funding increased to \$114,446.00. Project Complete 6/30/2021. Helping our People Elsinore, Inc (H.O.P.E.) provided meals and clothing to low-income families, seniors, and homeless persons in Lake Elsinore, Sedco Hills, Canyon Lake, Wildomar, and Lakeland Village areas area for the purpose of providing a suitable living environment. CDBG funds were used for consumable supplies, space costs, utilities, transportation, operational costs, and food. By providing access to these services, H.O.P.E. met the national objective of benefiting approximately 3037 low- to moderate-income individuals. Leverage funding was provided from provider funding sources and donations. Despite rising costs of food and supplies, H.O.P.E. increased food delivery from monthly to weekly utilizing funding from CDBG and bonus CDBG funding along with private funding and in-kind to serve additional clients.	

PGM Year:	2021
Project:	0023 - 0.237-21 - CDBG Assisted Code Enforcement
IDIS Activity:	6551 - 0.237-21 - CDBG Assisted Code Enforcement
Status:	Completed 1/26/2023 1:29:17 PM
Location:	4080 Lemon St Various Locations Riverside, CA 92501-3609
Objective:	Create suitable living environments
Outcome:	Sustainability
Matrix Code:	Code Enforcement (15)
National Objective:	LMA

Activity to prevent, prepare for, and respond to Coronavirus: No

Initial Funding Date: 11/05/2021

Description:

CDBG funds will be used by the County to conduct enhanced code enforcement activities in targeted unincorporated areas.

Financing

	Fund Type	Grant Year	Grant	Funded Amount	Drawn In Program Year	Drawn Thru Program Year
CDBG	EN	2021	B21UC060506	\$180,266.00	\$25,976.34	\$180,266.00
Total	Total			\$180,266.00	\$25,976.34	\$180,266.00

Proposed Accomplishments

People (General) : 51,120

Asian White:	0	0	0	0	0	0	0	0
Black/African American & White:	0	0	0	0	0	0	0	0
American Indian/Alaskan Native & Black/African American:	0	0	0	0	0	0	0	0
Other multi-racial:	0	0	0	0	0	0	0	0
Asian/Pacific Islander:	0	0	0	0	0	0	0	0
Hispanic:	0	0	0	0	0	0	0	0
Total:	0	0	0	0	0	0	0	0
Female-headed Households:	0		0		0			

Income Category:

	Owner	Renter	Total	Person
Extremely Low	0	0	0	0
Low Mod	0	0	0	0
Moderate	0	0	0	0
Non Low Moderate	0	0	0	0
Total	0	0	0	0
Percent Low/Mod				

Annual Accomplishments

Years	Accomplishment Narrative	# Benefitting
2021	21-22 funding \$229,469.00. 1.5.2022 reprog \$1,560.00, funding increased to \$231,029. 2.9.2022 reprog \$5,000 to idis#6492, funding decreased to \$226,029.00. 7.20.2022 reprog \$14,601.03 (\$335.03, idis#6491, \$5,086.00, idis#6518, \$9,180.00, idis#6528), funding increased to \$240,630.03. 8.9.2022 reprog \$4,105.00 from idis#6530, funding increased to \$244,735.03. 8.9.2022 reprog \$5,847.00 from idis#6522, funding increased to \$250,582.03. 8.15.2022 reprog \$40,000 to idis#6625 (new rehab), funding decreased to \$210,582.03. 8.15.2022 reprog \$40,000 to idis#6626 (new rehab), funding decreased to \$170,582.03. 8.18.2022 reprog \$40,000 to idis#6627 (new rehab), funding decreased to \$130,582.03. The project is 57% Complete. The County has approved and is currently administering the exterior home improvement program, doing minor exterior repair/rehabilitation for an estimated 20 low-income families, owner-occupied, stick-built single-family homes and manufactured/mobile homes attached to a permanent foundation on owner-owned private land, in the unincorporated communities and cooperating cities of Riverside County. CDBG funds will be used to pay for costs associated with grants to assist homeowners with the rehabilitation of stick-built and modular (attached to private land) owner-occupied single-family residences.	
2022	9.29.2022 reprog \$2,000 from idis#6522, funding increased to \$132,582. 12.15.2022 reprog \$132,582.03 to idis#6646, funding decreased to \$0. Accomplishments reported under idis# 6627, 6626, and 6625.	

PGM Year:	2021	
Project:	0025 - 0.239-21 - Blythe Harmony Kitchen	
IDIS Activity:	6553 - 0.239-21 - Blythe Harmony Kitchen	
Status:	Completed 8/4/2022 5:31:33 PM	Objective: Create suitable living environments
Location:	219 S Main St Blythe, CA 92225-2510	Outcome: Availability/accessibility
		Matrix Code: Food Banks (05W)
		National Objective: LMC

Activity to prevent, prepare for, and respond to Coronavirus: No
Initial Funding Date: 11/05/2021

Description:

Blythe Harmony Kitchen provides lunch, five days a week, to low-income individuals, seniors, and homeless residents of the Palo Verde Valley.

Financing

	Fund Type	Grant Year	Grant	Funded Amount	Drawn In Program Year	Drawn Thru Program Year
CDBG	EN	2021	B21UC060506	\$17,923.22	\$0.00	\$17,923.22
Total	Total			\$17,923.22	\$0.00	\$17,923.22

Proposed Accomplishments

People (General) : 200

Actual Accomplishments

	Owner		Renter		Total		Person	
	Total	Hispanic	Total	Hispanic	Total	Hispanic	Total	Hispanic
<i>Number assisted:</i>								
White:	0	0	0	0	0	0	69	8
Black/African American:	0	0	0	0	0	0	21	2
Asian:	0	0	0	0	0	0	3	3
American Indian/Alaskan Native:	0	0	0	0	0	0	8	6
Native Hawaiian/Other Pacific Islander:	0	0	0	0	0	0	0	0
American Indian/Alaskan Native & White:	0	0	0	0	0	0	3	0
Asian White:	0	0	0	0	0	0	0	0
Black/African American & White:	0	0	0	0	0	0	0	0
American Indian/Alaskan Native & Black/African American:	0	0	0	0	0	0	0	0
Other multi-racial:	0	0	0	0	0	0	0	0
Asian/Pacific Islander:	0	0	0	0	0	0	0	0
Hispanic:	0	0	0	0	0	0	0	0
Total:	0	0	0	0	0	0	104	19
Female-headed Households:	0		0		0			

Income Category:

	Owner	Renter	Total	Person
Extremely Low	0	0	0	0
Low Mod	0	0	0	76
Moderate	0	0	0	22
Non Low Moderate	0	0	0	6
Total	0	0	0	104
Percent Low/Mod				94.2%

Annual Accomplishments

Years	Accomplishment Narrative	# Benefitting
2021	2021 funding \$18,675. 7.6.2022 reprog \$751.78 unused project funds to unencumbered, funding decreased to \$17,923.22. Project 100% Complete. Blythe Harmony Kitchen provided daily meals to low-income individuals and families in need of food in the City of Blythe and surrounding areas. CDBG funds were used for utilities, food, and freezer's. By providing availability and access to a suitable living environment and accessibility to food, Blythe Harmony Kitchen met the national objective by benefiting 104 extremely low- to low-income persons.	

PGM Year: 2021
Project: 0026 - 1.115-21 - Wildomar Senior Center & Transportation Program
IDIS Activity: 6554 - 1.115-21 - Wildomar Senior Center & Transportation Program
 Status: Completed 8/23/2022 1:51:52 PM Objective: Create suitable living environments
 Location: 32325 S Pasadena Wildomar, CA 92595-7930 Outcome: Availability/accessibility
 Matrix Code: Senior Services (05A) National Objective: LMC

Activity to prevent, prepare for, and respond to Coronavirus: No

Initial Funding Date: 11/05/2021

Description:

Merit Housing provides transportation services to seniors through the Wildomar Senior Center to assist them with getting to and from their essential daily errands, appointments, fitness

Financing

	Fund Type	Grant Year	Grant	Funded Amount	Drawn In Program Year	Drawn Thru Program Year
CDBG	EN	2021	B21UC060506	\$15,000.00	\$0.00	\$15,000.00
Total	Total			\$15,000.00	\$0.00	\$15,000.00

Proposed Accomplishments

People (General) : 20

Actual Accomplishments

	Owner		Renter		Total		Person	
	Total	Hispanic	Total	Hispanic	Total	Hispanic	Total	Hispanic
<i>Number assisted:</i>								
White:	0	0	0	0	0	0	145	22
Black/African American:	0	0	0	0	0	0	11	0
Asian:	0	0	0	0	0	0	5	0
American Indian/Alaskan Native:	0	0	0	0	0	0	1	0
Native Hawaiian/Other Pacific Islander:	0	0	0	0	0	0	2	0
American Indian/Alaskan Native & White:	0	0	0	0	0	0	0	0
Asian White:	0	0	0	0	0	0	1	0
Black/African American & White:	0	0	0	0	0	0	0	0
American Indian/Alaskan Native & Black/African American:	0	0	0	0	0	0	0	0
Other multi-racial:	0	0	0	0	0	0	2	0
Asian/Pacific Islander:	0	0	0	0	0	0	0	0
Hispanic:	0	0	0	0	0	0	0	0
Total:	0	0	0	0	0	0	167	22
Female-headed Households:	0		0		0			

Income Category:

	Owner	Renter	Total	Person
Extremely Low	0	0	0	0
Low Mod	0	0	0	167
Moderate	0	0	0	0
Non Low Moderate	0	0	0	0
Total	0	0	0	167
Percent Low/Mod				100.0%

Annual Accomplishments

Years	Accomplishment Narrative	# Benefitting
2021	2021 funding \$15,000. Project Completed 2/28/2022. Merit Housing provides transportation services to seniors through the Wildomar Senior Center. 176 seniors were served for the purpose of creating a suitable living environment. Seniors received services to assist with getting to and from their essential daily appointments, fitness classes, and outreach programs. CDBG funds were used to pay staff salaries, utilities, recreational activities, transportation, and program-related operating expenses.	

PGM Year:	2021				
Project:	0027 - 1.116-21 - Restoration Agape Upgrades				
IDIS Activity:	6555 - 1.116-21 - Restoration Agape Upgrades				
Status:	Completed 8/24/2022 1:13:30 PM	Objective:	Create suitable living environments		
Location:	21871 Richard St Perris, CA 92570-8691	Outcome:	Availability/accessibility		
		Matrix Code:	Other Public Services Not Listed in 05A-	National Objective:	LMC

Activity to prevent, prepare for, and respond to Coronavirus: No

Initial Funding Date: 11/05/2021

Description:

Restoration Agape provides food boxes for distribution into the communities of Good Hope, Green Acres, Homeland, Meadowbrook, Mead Valley, Nuevo, Romoland, and Winchester.

Financing

	Fund Type	Grant Year	Grant	Funded Amount	Drawn In Program Year	Drawn Thru Program Year
CDBG	EN	2021	B21UC060506	\$20,000.00	\$0.00	\$20,000.00
Total	Total			\$20,000.00	\$0.00	\$20,000.00

Proposed Accomplishments

People (General) : 150

Actual Accomplishments

<i>Number assisted:</i>	Owner		Renter		Total		Person	
	Total	Hispanic	Total	Hispanic	Total	Hispanic	Total	Hispanic
White:	0	0	0	0	0	0	74	57
Black/African American:	0	0	0	0	0	0	21	4
Asian:	0	0	0	0	0	0	3	0
American Indian/Alaskan Native:	0	0	0	0	0	0	1	1
Native Hawaiian/Other Pacific Islander:	0	0	0	0	0	0	0	0
American Indian/Alaskan Native & White:	0	0	0	0	0	0	2	0
Asian White:	0	0	0	0	0	0	1	0
Black/African American & White:	0	0	0	0	0	0	2	1
American Indian/Alaskan Native & Black/African American:	0	0	0	0	0	0	2	1
Other multi-racial:	0	0	0	0	0	0	71	0
Asian/Pacific Islander:	0	0	0	0	0	0	0	0
Hispanic:	0	0	0	0	0	0	0	0
Total:	0	0	0	0	0	0	177	64
Female-headed Households:	0		0		0			

Asian:	0	0	0	0	0	0	0	0
American Indian/Alaskan Native:	0	0	0	0	0	0	0	0
Native Hawaiian/Other Pacific Islander:	0	0	0	0	0	0	0	0
American Indian/Alaskan Native & White:	0	0	0	0	0	0	0	0
Asian White:	0	0	0	0	0	0	0	0
Black/African American & White:	0	0	0	0	0	0	0	0
American Indian/Alaskan Native & Black/African American:	0	0	0	0	0	0	0	0
Other multi-racial:	0	0	0	0	0	0	21	0
Asian/Pacific Islander:	0	0	0	0	0	0	0	0
Hispanic:	0	0	0	0	0	0	0	0
Total:	0	0	0	0	0	0	443	32

Female-headed Households: 0 0 0

Income Category:

	Owner	Renter	Total	Person
Extremely Low	0	0	0	0
Low Mod	0	0	0	443
Moderate	0	0	0	0
Non Low Moderate	0	0	0	0
Total	0	0	0	443
Percent Low/Mod				100.0%

Annual Accomplishments

Years	Accomplishment Narrative	# Benefitting
2021	2021 funding \$20,749. 12.1.2021 reprog \$53,535.04 (\$48,817.31 project funds and \$4,717.73 ADC) from idis#6402, funding increased to \$74,284.04. 12.6.2021 advancing City of Canyon Lake \$75,000 (22-23, 23-24, and 24-25), funding increased to \$149,284.04. 12.6.2021 reprog \$2,200.69 from unencumbered (advance), funding increased to \$151,484.73. 12.8.2021 reprog \$282.27 (ADC) from idis#6402, funding increased to \$151,767. 12.13.2021 reprog \$5,000 from unencumbered for ADC, funding increased to \$156,767. 8.12.2022 reprog \$7,345.86 unused ADC, funding decreased to \$149,421.14. Project 100% complete as of July 20, 2022, and a Notice of Completion was filed. The City of Canyon Lake used CDBG funds to pay for costs associated with ADA improvements outlined in their CASP Report. The Improvements included design and engineering, pavement and concrete improvements, ADA compliance, and project management. CDBG funds were used for the removal of architectural barriers, for the purpose of providing a suitable living environment.	

PGM Year:	2021	
Project:	0030 - 1.LE.74-21 - Boys & Girls Club Scholarship Program	
IDIS Activity:	6558 - 1.LE.74-21 - Boys & Girls Club Scholarship Program	
Status:	Completed 8/24/2022 5:15:11 PM	Objective: Create suitable living environments
Location:	16275 Grand Ave Lake Elsinore, CA 92530-1491	Outcome: Affordability
		Matrix Code: Child Care Services (05L) National Objective: LMC

Activity to prevent, prepare for, and respond to Coronavirus: No

Initial Funding Date: 11/05/2021

Description:

The Boys and Girls Club of Southwest County provides after-school programs to students.

Financing

	Fund Type	Grant Year	Grant	Funded Amount	Drawn In Program Year	Drawn Thru Program Year
CDBG	EN	2021	B21UC060506	\$10,000.00	\$0.00	\$10,000.00
Total	Total			\$10,000.00	\$0.00	\$10,000.00

Proposed Accomplishments

People (General) : 20

Actual Accomplishments

	Owner		Renter		Total		Person	
	Total	Hispanic	Total	Hispanic	Total	Hispanic	Total	Hispanic
Number assisted:								
White:	0	0	0	0	0	0	13	8
Black/African American:	0	0	0	0	0	0	7	3
Asian:	0	0	0	0	0	0	0	0
American Indian/Alaskan Native:	0	0	0	0	0	0	1	0
Native Hawaiian/Other Pacific Islander:	0	0	0	0	0	0	0	0
American Indian/Alaskan Native & White:	0	0	0	0	0	0	0	0
Asian White:	0	0	0	0	0	0	0	0
Black/African American & White:	0	0	0	0	0	0	0	0
American Indian/Alaskan Native & Black/African American:	0	0	0	0	0	0	0	0
Other multi-racial:	0	0	0	0	0	0	0	0
Asian/Pacific Islander:	0	0	0	0	0	0	0	0
Hispanic:	0	0	0	0	0	0	0	0
Total:	0	0	0	0	0	0	21	11
Female-headed Households:	0		0		0			

Income Category:

	Owner	Renter	Total	Person
Extremely Low	0	0	0	0
Low Mod	0	0	0	14
Moderate	0	0	0	7
Non Low Moderate	0	0	0	0
Total	0	0	0	21
Percent Low/Mod				100.0%

Annual Accomplishments

Years	Accomplishment Narrative	# Benefitting
2021	2021 funding \$10,000. Project Complete 06/08/2022. The Boys and Girls Club of Southwest County provided recreation services to 22 children in the after-school program for the purpose of providing a suitable living environment. Services included transportation to and from the facility, tutoring service, computer skills, and art in the form of a scholarship creating affordability to services. Matching funding was leveraged from participation fees. With CDBG funds, the Boys & Girls Club was able to assist additional children with scholarships.	

PGM Year: 2021

Project: 0031 - 1.LE.75-21 - Vista Community Clinic Program

IDIS Activity: 6559 - 1.LE.75-21 - Vista Community Clinic Program

Status: Completed 8/25/2022 7:33:13 PM Objective: Create suitable living environments
 Location: 30195 Fraser Dr 130 S. Main Street Lake Elsinore, CA 92530-7006 Outcome: Availability/accessibility
 Matrix Code: Health Services (05M) National Objective: LMC

Activity to prevent, prepare for, and respond to Coronavirus: No

Initial Funding Date: 11/08/2021

Description:

Vista Community Clinic Health Center provides medical care and assistance with obtaining health insurance to low-income residents of Lake Elsinore.

Financing

	Fund Type	Grant Year	Grant	Funded Amount	Drawn In Program Year	Drawn Thru Program Year
CDBG	EN	2021	B21UC060506	\$16,797.78	\$0.00	\$16,797.78
	PI			\$5,202.21	\$0.00	\$5,202.21
Total	Total			\$21,999.99	\$0.00	\$21,999.99

Proposed Accomplishments

People (General) : 100

Actual Accomplishments

	Owner		Renter		Total		Person	
	Total	Hispanic	Total	Hispanic	Total	Hispanic	Total	Hispanic
White:	0	0	0	0	0	0	218	218
Black/African American:	0	0	0	0	0	0	0	0
Asian:	0	0	0	0	0	0	0	0
American Indian/Alaskan Native:	0	0	0	0	0	0	0	0
Native Hawaiian/Other Pacific Islander:	0	0	0	0	0	0	0	0
American Indian/Alaskan Native & White:	0	0	0	0	0	0	0	0
Asian White:	0	0	0	0	0	0	4	0
Black/African American & White:	0	0	0	0	0	0	0	0
American Indian/Alaskan Native & Black/African American:	0	0	0	0	0	0	0	0
Other multi-racial:	0	0	0	0	0	0	0	0
Asian/Pacific Islander:	0	0	0	0	0	0	0	0
Hispanic:	0	0	0	0	0	0	0	0
Total:	0	0	0	0	0	0	222	218
Female-headed Households:	0		0		0			

Income Category:

	Owner	Renter	Total	Person
Extremely Low	0	0	0	0
Low Mod	0	0	0	145
Moderate	0	0	0	55
Non Low Moderate	0	0	0	22
Total	0	0	0	222
Percent Low/Mod				90.1%

Annual Accomplishments

Years	Accomplishment Narrative	# Benefitting
2021	2021 funding \$22,000. 3.31.2022 increased PI \$5,202.21, decreased EN same amount, funding remains the same at \$22,000. 6.23.2022 reprog \$0.01 to unencumbered, funding decreased to \$21,999.99. Project 100% Complete. Vista Community Clinic Health Center provided clients with medical care and obtaining health insurance for the purpose of providing a suitable living environment to low-income residents of Lake Elsinore. VCC utilized CDBG funding for the cost of a Certified Enrollment Counselor to provide access to services needed for low-income clients. The leverage received for this project was from other federal and private funds. VCC was able to serve additional clients as some clients required fewer services allowing the counselor to serve additional clients along with other federal funding to assist with the cost of service.	

PGM Year:	2021
Project:	0032 - 1.LE.76-21 - Lake Community Center Rehabilitation Phase II
IDIS Activity:	6560 - 1.LE.76-21 - Lake Community Center Rehabilitation Phase II
Status:	Completed 8/1/2023 5:19:34 PM
Location:	310 W Graham Ave 130 S. Main Street Lake Elsinore, CA 92530-3745
Objective:	Create suitable living environments
Outcome:	Availability/accessibility
Matrix Code:	Other Public Improvements Not Listed
National Objective:	LMA

Activity to prevent, prepare for, and respond to Coronavirus: No

Initial Funding Date: 11/08/2021

Description:

The City of Lake Elsinore will utilize CDBG funds for the continuation of the Lake Community Center rehabilitation project.

Financing

	Fund Type	Grant Year	Grant	Funded Amount	Drawn In Program Year	Drawn Thru Program Year
CDBG	EN	2016	B16UC060506	\$101.29	\$101.29	\$101.29
		2018	B18UC060506	\$258.77	\$258.77	\$258.77
		2021	B21UC060506	\$280,136.54	\$280,136.54	\$280,136.54
	PI			\$21,946.14	\$21,946.14	\$21,946.14
Total	Total			\$302,442.74	\$302,442.74	\$302,442.74

Proposed Accomplishments

People (General) : 11,215

Total Population in Service Area: 11,215

Census Tract Percent Low / Mod: 63.35

Annual Accomplishments

Years	Accomplishment Narrative	# Benefitting
2021	2021 funding \$451,690. 12.13.2021 reprog \$5,000 from unencumbered for ADC, funding increased to \$456,690. The project is 0% complete. The City of Lake Elsinore will utilize CDBG for the continuation of the Lake Community Center rehabilitation project. Rehabilitation includes ADA accessibility upgrades, HVAC systems including air, heating, and ventilation, plumbing, and electrical system, and constructing an entry to the facility for added security for the purpose of creating a suitable living environment.	

2022 11.7.2022 reprog \$21,946.14 (PI), decreased (EN) same amount, funding remains the same, \$456,690.00. 12.13.2022 reprog \$707.64 unused ADC from idis#6404, funding increased to \$457,397.64. 4.25.2023 per city request reprog \$149,607.32 (project funds) to idis#6651, funding decreased to \$307,790.32. 7.11.2023 reprog \$5,347.58 (unused ADC) to idis#6651, funding decreased to \$302,442.74. The project is 100% complete. The City of Lake Elsinore utilized CDBG for the continuation of the Lake Community Center rehabilitation project. Rehabilitation included ADA accessibility upgrades, HVAC systems including air, heating, and ventilation, plumbing, and electrical system, and constructing an entry to the facility for added security for the purpose of creating a suitable living environment.

PGM Year:	2021						
Project:	0033 - 2.83-21 - YMCA Teen Center Scholarship Program						
IDIS Activity:	6561 - 2.83-21 - YMCA Teen Center Scholarship Program						
Status:	Completed 8/29/2022 3:03:23 PM	Objective:	Create suitable living environments				
Location:	3875 S Neece St Corona, CA 92879-1857	Outcome:	Affordability				
		Matrix Code:	Youth Services (05D)			National Objective:	LMC

Activity to prevent, prepare for, and respond to Coronavirus: No

Initial Funding Date: 11/08/2021

Description:

The Home Gardens Community Center will provide an after-school teen program that includes a computer lab, tutoring, and other activities.

Financing

	Fund Type	Grant Year	Grant	Funded Amount	Drawn In Program Year	Drawn Thru Program Year
CDBG	EN	2021	B21UC060506	\$10,000.00	\$0.00	\$10,000.00
Total	Total			\$10,000.00	\$0.00	\$10,000.00

Proposed Accomplishments

People (General) : 15

Actual Accomplishments

<i>Number assisted:</i>	Owner		Renter		Total		Person	
	Total	Hispanic	Total	Hispanic	Total	Hispanic	Total	Hispanic
White:	0	0	0	0	0	0	15	15
Black/African American:	0	0	0	0	0	0	0	0
Asian:	0	0	0	0	0	0	0	0
American Indian/Alaskan Native:	0	0	0	0	0	0	0	0
Native Hawaiian/Other Pacific Islander:	0	0	0	0	0	0	0	0
American Indian/Alaskan Native & White:	0	0	0	0	0	0	0	0
Asian White:	0	0	0	0	0	0	0	0
Black/African American & White:	0	0	0	0	0	0	0	0
American Indian/Alaskan Native & Black/African American:	0	0	0	0	0	0	0	0
Other multi-racial:	0	0	0	0	0	0	0	0
Asian/Pacific Islander:	0	0	0	0	0	0	0	0
Hispanic:	0	0	0	0	0	0	0	0
Total:	0	0	0	0	0	0	15	15
Female-headed Households:	0		0		0			

Black/African American & White:	0	0	0	0	0	0	1	0
American Indian/Alaskan Native & Black/African American:	0	0	0	0	0	0	1	0
Other multi-racial:	0	0	0	0	0	0	7	0
Asian/Pacific Islander:	0	0	0	0	0	0	0	0
Hispanic:	0	0	0	0	0	0	0	0
Total:	0	0	0	0	0	0	277	53

Female-headed Households: 0 0 0

Income Category:

	Owner	Renter	Total	Person
Extremely Low	0	0	0	0
Low Mod	0	0	0	57
Moderate	0	0	0	200
Non Low Moderate	0	0	0	20
Total	0	0	0	277
Percent Low/Mod				92.8%

Annual Accomplishments

Years	Accomplishment Narrative	# Benefitting
2021	2021 funding \$12,300. 1.21.2022 reprog \$1,748.92 unused project funds from idis#6334, funding increased to \$14,048.92. Project Complete. The Senior Recreation and Community Services program provided new access to services to 277 seniors that reside in the City of Norco for the purpose of creating a suitable living environment. Services included various health, recreational, educational, and social programs for seniors. CDBG funds were used to pay for staff salaries. The facility continues to limit in-person services due to COVID. However, staff continues to provide telephone assistance, door-to-door transportation service, and a weekly drive-through meal program for seniors.	

PGM Year:	2021
Project:	0035 - 2.NR.58-21 - Norco Community Center Restroom and Ramp ADA Rehabilitation Phase II
IDIS Activity:	6563 - 2.NR.58-21 - Norco Community Center Restroom and Ramp ADA Rehabilitation Phase II
Status:	Canceled 12/6/2022 3:23:50 PM
Location:	3900 Acacia Ave 2870 Clark Avenue Norco, CA 92860-1220
	Objective: Create suitable living environments
	Outcome: Availability/accessibility
	Matrix Code: Neighborhood Facilities (03E) National Objective: LMC

Activity to prevent, prepare for, and respond to Coronavirus: No

Initial Funding Date: 11/08/2021

Description:

The City of Norco will use CDBG funds to renovate and rehabilitate existing restrooms at the Norco Community Center.

Financing

No data returned for this view. This might be because the applied filter excludes all data.

Proposed Accomplishments

Public Facilities : 3,132

Actual Accomplishments

<i>Number assisted:</i>	Owner		Renter		Total		Person	
	Total	Hispanic	Total	Hispanic	Total	Hispanic	Total	Hispanic

White:	0	0	0	0	0	0	0	0
Black/African American:	0	0	0	0	0	0	0	0
Asian:	0	0	0	0	0	0	0	0
American Indian/Alaskan Native:	0	0	0	0	0	0	0	0
Native Hawaiian/Other Pacific Islander:	0	0	0	0	0	0	0	0
American Indian/Alaskan Native & White:	0	0	0	0	0	0	0	0
Asian White:	0	0	0	0	0	0	0	0
Black/African American & White:	0	0	0	0	0	0	0	0
American Indian/Alaskan Native & Black/African American:	0	0	0	0	0	0	0	0
Other multi-racial:	0	0	0	0	0	0	0	0
Asian/Pacific Islander:	0	0	0	0	0	0	0	0
Hispanic:	0	0	0	0	0	0	0	0
Total:	0	0	0	0	0	0	0	0
Female-headed Households:	0		0		0			

Income Category:

	Owner	Renter	Total	Person
Extremely Low	0	0	0	0
Low Mod	0	0	0	0
Moderate	0	0	0	0
Non Low Moderate	0	0	0	0
Total	0	0	0	0
Percent Low/Mod				

Annual Accomplishments

Years	Accomplishment Narrative	# Benefitting
2021	2021 funding \$67,601. 12.14.2021 reprog \$5,000 from unencumbered for ADC, funding increased to \$72,601. Project 0% complete. The City of Norco will use CDBG funds for phase II of renovating and rehabilitating existing restrooms at the Norco Community Center for the purpose of creating a suitable living environment. The ADA improvements will provide improved accessibility and remove barriers currently restricting access for the elderly and disabled.	
2022	11.17.2022 reprog \$67,601 (per city, canceling project) to idis#6656, funding decreased to \$5,000. 12.6.2022 reprog \$5,000 unused ADC to unencumbered, funding decreased to \$0. The project was canceled per the city.	

PGM Year:	2021
Project:	0040 - 3.187-21 - Sexual Assault Response Team (SART)
IDIS Activity:	6568 - 3.187-21 - Sexual Assault Response Team (SART)
Status:	Completed 8/26/2022 5:18:29 PM
Location:	1600 E Florida Ave Ste 206 Hemet, CA 92544-8638
Objective:	Provide decent affordable housing
Outcome:	Affordability
Matrix Code:	Services for victims of domestic
National Objective:	LMC

Activity to prevent, prepare for, and respond to Coronavirus: No

Initial Funding Date: 11/09/2021

Description:

The Center Against Sexual Assault (C.A.S.A.) established a Sexual Assault Response Team (SART) in 2015 at Hemet Valley Medical Center.

Financing

	Fund Type	Grant Year	Grant	Funded Amount	Drawn In Program Year	Drawn Thru Program Year
CDBG	EN	2021	B21UC060506	\$3,080.00	\$0.00	\$3,080.00
Total	Total			\$3,080.00	\$0.00	\$3,080.00

Proposed Accomplishments

People (General) : 15

Actual Accomplishments

	Owner		Renter		Total		Person	
	Total	Hispanic	Total	Hispanic	Total	Hispanic	Total	Hispanic
<i>Number assisted:</i>								
White:	0	0	0	0	0	0	2	1
Black/African American:	0	0	0	0	0	0	0	0
Asian:	0	0	0	0	0	0	0	0
American Indian/Alaskan Native:	0	0	0	0	0	0	0	0
Native Hawaiian/Other Pacific Islander:	0	0	0	0	0	0	0	0
American Indian/Alaskan Native & White:	0	0	0	0	0	0	0	0
Asian White:	0	0	0	0	0	0	0	0
Black/African American & White:	0	0	0	0	0	0	0	0
American Indian/Alaskan Native & Black/African American:	0	0	0	0	0	0	0	0
Other multi-racial:	0	0	0	0	0	0	0	0
Asian/Pacific Islander:	0	0	0	0	0	0	0	0
Hispanic:	0	0	0	0	0	0	0	0
Total:	0	0	0	0	0	0	2	1
Female-headed Households:	0		0		0			

Income Category:

	Owner	Renter	Total	Person
Extremely Low	0	0	0	0
Low Mod	0	0	0	2
Moderate	0	0	0	0
Non Low Moderate	0	0	0	0
Total	0	0	0	2
Percent Low/Mod				100.0%

Annual Accomplishments

Years	Accomplishment Narrative	# Benefitting
-------	--------------------------	---------------

2021 2021 funding \$5,000. 7.1.2022 reprog \$1,920 unused project funds to unencumbered, funding decreased to \$3,080. Project complete. Reach the Valley assisted 2 clients by operating and providing access to the Sexual Assault Response Team (SART) at Hemet Valley Medical Center. The Sexual Assault Nurse Examiner (SANE) forensic team at SART used CDGB funds to conduct 2 medical forensic examinations on victims of sexual assault, as well as the purchasing of clothing, forensic exam supplies, and costs associated with the preparation of written reports. Services rendered by the Sexual Assault Response Team provided accessibility/availability to a suitable living environment and met the national objective of benefiting 2 eligible clients. Funds were not fully expended because the nurses switched to contract with law enforcement directly.

PGM Year:	2021		
Project:	0042 - 3.MR.60-21 - Senior Assistance Program		
IDIS Activity:	6570 - 3.MR.60-21 - Senior Assistance Program		
Status:	Completed 7/5/2022 12:00:00 AM	Objective:	Create suitable living environments
Location:	25240 Hancock Ave Ste 120 1 Town Square Murrieta, CA 92562-5991	Outcome:	Availability/accessibility
		Matrix Code:	Health Services (05M) National Objective: LMC

Activity to prevent, prepare for, and respond to Coronavirus: No
Initial Funding Date: 11/09/2021

Description:
 The Senior Assistance Program provides compassionate hospice care to terminally ill patients and support to their families.

Financing

	Fund Type	Grant Year	Grant	Funded Amount	Drawn In Program Year	Drawn Thru Program Year
CDBG	EN	2021	B21UC060506	\$11,631.00	\$0.00	\$11,631.00
Total	Total			\$11,631.00	\$0.00	\$11,631.00

Proposed Accomplishments

People (General) : 100

Actual Accomplishments

	Owner		Renter		Total		Person	
	Total	Hispanic	Total	Hispanic	Total	Hispanic	Total	Hispanic
<i>Number assisted:</i>								
White:	0	0	0	0	0	0	90	3
Black/African American:	0	0	0	0	0	0	1	0
Asian:	0	0	0	0	0	0	4	0
American Indian/Alaskan Native:	0	0	0	0	0	0	1	1
Native Hawaiian/Other Pacific Islander:	0	0	0	0	0	0	0	0
American Indian/Alaskan Native & White:	0	0	0	0	0	0	0	0
Asian White:	0	0	0	0	0	0	1	0
Black/African American & White:	0	0	0	0	0	0	0	0
American Indian/Alaskan Native & Black/African American:	0	0	0	0	0	0	0	0
Other multi-racial:	0	0	0	0	0	0	2	0
Asian/Pacific Islander:	0	0	0	0	0	0	0	0
Hispanic:	0	0	0	0	0	0	0	0
Total:	0	0	0	0	0	0	99	4
Female-headed Households:	0		0		0			

Black/African American & White:	0	0	0	0	0	0	0	0
American Indian/Alaskan Native & Black/African American:	0	0	0	0	0	0	2	2
Other multi-racial:	0	0	0	0	0	0	3	0
Asian/Pacific Islander:	0	0	0	0	0	0	0	0
Hispanic:	0	0	0	0	0	0	0	0
Total:	0	0	0	0	0	0	179	59

Female-headed Households: 0 0 0

Income Category:

	Owner	Renter	Total	Person
Extremely Low	0	0	0	0
Low Mod	0	0	0	94
Moderate	0	0	0	58
Non Low Moderate	0	0	0	27
Total	0	0	0	179
Percent Low/Mod				84.9%

Annual Accomplishments

Years	Accomplishment Narrative	# Benefitting
2021	2021 funding \$11,631. This project is 100% complete. The Cancer Support Services Program provided cancer awareness, support, and medical services to low-income cancer patients and their families. The program also provided free and low-cost mammograms and diagnostic breast health services for residents of Southwest Riverside County who are either uninsured or underinsured for the purpose of creating a suitable living environment. CDBG funds were used for salaries (direct cost).	
2022	11.7.2022 reprog \$1,631.00 unused funding to IDIS#6575, funding decreased to 10,000. The project is 100% complete. The Cancer Support Services Program provided cancer awareness, support, and medical services to 179 low-income cancer patients and their families. CDBG funds were used for staff salaries (direct cost).	

PGM Year:	2021
Project:	0044 - 3.MR.62-21 - Murrieta Administration
IDIS Activity:	6573 - 3.MR.62-21 - Murrieta Administration
Status:	Open
Location:	,
Objective:	
Outcome:	
Matrix Code:	General Program Administration (21A)
National Objective:	

Activity to prevent, prepare for, and respond to Coronavirus: No

Initial Funding Date: 11/10/2021

Description:

The City of Murrieta will allocate funds to the County to provide program management, coordination, monitoring, and evaluation of the City's CDBG Program.

Financing

	Fund Type	Grant Year	Grant	Funded Amount	Drawn In Program Year	Drawn Thru Program Year
CDBG	EN	2021	B21UC060506	\$46,543.00	\$716.24	\$716.24
Total	Total			\$46,543.00	\$716.24	\$716.24

Proposed Accomplishments

Actual Accomplishments

Number assisted:	Owner		Renter		Total		Person	
	Total	Hispanic	Total	Hispanic	Total	Hispanic	Total	Hispanic
White:					0	0		
Black/African American:					0	0		
Asian:					0	0		
American Indian/Alaskan Native:					0	0		
Native Hawaiian/Other Pacific Islander:					0	0		
American Indian/Alaskan Native & White:					0	0		
Asian White:					0	0		
Black/African American & White:					0	0		
American Indian/Alaskan Native & Black/African American:					0	0		
Other multi-racial:					0	0		
Asian/Pacific Islander:					0	0		
Hispanic:					0	0		
Total:	0	0	0	0	0	0	0	0
Female-headed Households:					0			

Income Category:

	Owner	Renter	Total	Person
Extremely Low			0	
Low Mod			0	
Moderate			0	
Non Low Moderate			0	
Total	0	0	0	0
Percent Low/Mod				

Annual Accomplishments

No data returned for this view. This might be because the applied filter excludes all data.

PGM Year:	2021
Project:	0045 - 3.MR.63-21 - Small Business Grants
IDIS Activity:	6574 - 3.MR.63-21 - Small Business Grants
Status:	Canceled 4/6/2023 7:06:09 PM
Location:	1 Town Sq Murrieta, CA 92562-7922
Objective:	Create economic opportunities
Outcome:	Sustainability
Matrix Code:	ED Direct Financial Assistance to For-
National Objective:	LMJ

Activity to prevent, prepare for, and respond to Coronavirus: No

Initial Funding Date: 11/10/2021

Description:

The Back to Business Grant program will use CDBG funds to award up to 10 eligible small businesses that are physically located within the City of Murrieta a maximum of \$10,000 to COVID19

Financing

No data returned for this view. This might be because the applied filter excludes all data.

Proposed Accomplishments

Jobs : 10

Actual Accomplishments

	Owner		Renter		Total		Person	
	Total	Hispanic	Total	Hispanic	Total	Hispanic	Total	Hispanic
Number assisted:								
White:	0	0	0	0	0	0		0
Black/African American:	0	0	0	0	0	0	0	0
Asian:	0	0	0	0	0	0	0	0
American Indian/Alaskan Native:	0	0	0	0	0	0	0	0
Native Hawaiian/Other Pacific Islander:	0	0	0	0	0	0	0	0
American Indian/Alaskan Native & White:	0	0	0	0	0	0	0	0
Asian White:	0	0	0	0	0	0	0	0
Black/African American & White:	0	0	0	0	0	0	0	0
American Indian/Alaskan Native & Black/African American:	0	0	0	0	0	0	0	0
Other multi-racial:	0	0	0	0	0	0	0	0
Asian/Pacific Islander:	0	0	0	0	0	0	0	0
Hispanic:	0	0	0	0	0	0	0	0
Total:	0	0	0	0	0	0	0	0
Female-headed Households:	0		0		0			

Income Category:

	Owner	Renter	Total	Person
Extremely Low	0	0	0	0
Low Mod	0	0	0	0
Moderate	0	0	0	0
Non Low Moderate	0	0	0	0
Total	0	0	0	0
Percent Low/Mod				

Annual Accomplishments

Years	Accomplishment Narrative	# Benefitting
2021	2021 funding \$100,000. The project is currently 0% complete. The City of Murrieta Small Business Grant program used CDBG funds to award up to 0 eligible small businesses, that are physically located within the City of Murrieta with a \$10,000.00 grant to promote job retention during the COVID-19 pandemic.	
2022	4.6.2023 per city letter dated 3.21.2023 reprog \$100,000 to idis#6575, funding decreased to \$0. Per the city letter dated 3.21.2023 canceling the project.	

PGM Year:	2021	
Project:	0058 - 3.MR.64-21 - Pedestrian Safety Enhancement Project	
IDIS Activity:	6575 - 3.MR.64-21 - Pedestrian Safety Enhancement Project	
Status:	Open	Objective: Create suitable living environments
Location:	1 Town Sq Various locations throughout the City Murrieta, CA 92562-7922	Outcome: Availability/accessibility Matrix Code: Other Public Improvements Not Listed
		National Objective: LMC

Activity to prevent, prepare for, and respond to Coronavirus: No

Initial Funding Date: 11/10/2021

Description:

CDBG funds will be used to enhance pedestrian safety by installing new and upgrading existing pedestrian facility ramps to remove architectural barriers and meet ADA requirements

Financing

	Fund Type	Grant Year	Grant	Funded Amount	Drawn In Program Year	Drawn Thru Program Year
CDBG	EN	2018	B18UC060506	\$5,000.00	\$793.38	\$1,424.92
		2020	B20UC060506	\$46,543.00	\$0.00	\$0.00
		2021	B21UC060506	\$435,271.00	\$0.00	\$0.00
		2022	B22UC060506	\$55,000.00	\$0.00	\$0.00
Total	Total			\$541,814.00	\$793.38	\$1,424.92

Proposed Accomplishments

People (General) : 5,856

Actual Accomplishments

	Owner		Renter		Total		Person	
	Total	Hispanic	Total	Hispanic	Total	Hispanic	Total	Hispanic
<i>Number assisted:</i>								
White:	0	0	0	0	0	0	0	0
Black/African American:	0	0	0	0	0	0	0	0
Asian:	0	0	0	0	0	0	0	0
American Indian/Alaskan Native:	0	0	0	0	0	0	0	0
Native Hawaiian/Other Pacific Islander:	0	0	0	0	0	0	0	0
American Indian/Alaskan Native & White:	0	0	0	0	0	0	0	0
Asian White:	0	0	0	0	0	0	0	0
Black/African American & White:	0	0	0	0	0	0	0	0
American Indian/Alaskan Native & Black/African American:	0	0	0	0	0	0	0	0
Other multi-racial:	0	0	0	0	0	0	0	0
Asian/Pacific Islander:	0	0	0	0	0	0	0	0
Hispanic:	0	0	0	0	0	0	0	0
Total:	0	0	0	0	0	0	0	0
Female-headed Households:	0		0		0			

Income Category:

	Owner	Renter	Total	Person
Extremely Low	0	0	0	0
Low Mod	0	0	0	0
Moderate	0	0	0	0
Non Low Moderate	0	0	0	0
Total	0	0	0	0
Percent Low/Mod				

Annual Accomplishments

Years	Accomplishment Narrative	# Benefitting
-------	--------------------------	---------------

Other multi-racial:	0	0	0	0	0	0	0	0
Asian/Pacific Islander:	0	0	0	0	0	0	0	0
Hispanic:	0	0	0	0	0	0	0	0
Total:	0	0	0	0	0	0	36	36

Female-headed Households: 0 0 0

Income Category:

	Owner	Renter	Total	Person
Extremely Low	0	0	0	17
Low Mod	0	0	0	12
Moderate	0	0	0	7
Non Low Moderate	0	0	0	0
Total	0	0	0	36
Percent Low/Mod	100.0%			

Annual Accomplishments

Years	Accomplishment Narrative	# Benefitting
2021	2021 funding \$45,000. Project 100% Complete 4/25/22. The Galilee Center provided food, clothing, shower, and laundry services to low-income individuals and migrant farmworkers residing in the eastern Coachella Valley. CDBG funds were used for staff salaries (direct cost), shelter utilities, and operational costs. The project met the national objective of benefiting 36 low-income migrant workers and individuals by providing access to a suitable living environment. The Galilee Center was not able to meet the proposed number due to COVID-19 restrictions.	

PGM Year:	2021
Project:	0047 - 4.257-21 - Community Empowerment Initiative
IDIS Activity:	6577 - 4.257-21 - Community Empowerment Initiative
Status:	Completed 8/19/2022 12:00:00 AM
Location:	45305 Oasis St Indio, CA 92201-4337
Objective:	Create suitable living environments
Outcome:	Affordability
Matrix Code:	Other Public Services Not Listed in 05A-
National Objective:	LMC

Activity to prevent, prepare for, and respond to Coronavirus: No

Initial Funding Date: 11/10/2021

Description:

Desert Recreation District (DRD) provides health and wellness programs, activities, support, and events through its Community Wellness Programs to residents of Thousand Palms, Bermuda

Financing

	Fund Type	Grant Year	Grant	Funded Amount	Drawn In Program Year	Drawn Thru Program Year
CDBG	EN	2021	B21UC060506	\$4,704.00	\$0.00	\$4,704.00
Total	Total			\$4,704.00	\$0.00	\$4,704.00

Proposed Accomplishments

People (General) : 70

Actual Accomplishments

Number assisted:

Owner		Renter		Total		Person	
Total	Hispanic	Total	Hispanic	Total	Hispanic	Total	Hispanic

White:	0	0	0	0	0	0	41	28
Black/African American:	0	0	0	0	0	0	2	1
Asian:	0	0	0	0	0	0	3	3
American Indian/Alaskan Native:	0	0	0	0	0	0	0	0
Native Hawaiian/Other Pacific Islander:	0	0	0	0	0	0	1	1
American Indian/Alaskan Native & White:	0	0	0	0	0	0	1	0
Asian White:	0	0	0	0	0	0	0	0
Black/African American & White:	0	0	0	0	0	0	0	0
American Indian/Alaskan Native & Black/African American:	0	0	0	0	0	0	1	1
Other multi-racial:	0	0	0	0	0	0	12	0
Asian/Pacific Islander:	0	0	0	0	0	0	0	0
Hispanic:	0	0	0	0	0	0	0	0
Total:	0	0	0	0	0	0	61	34

Female-headed Households: 0 0 0

Income Category:

	Owner	Renter	Total	Person
Extremely Low	0	0	0	0
Low Mod	0	0	0	45
Moderate	0	0	0	16
Non Low Moderate	0	0	0	0
Total	0	0	0	61
Percent Low/Mod				100.0%

Annual Accomplishments

Years	Accomplishment Narrative	# Benefitting
2021	2021 funding \$10,000. 7.6.2022 reprog \$5,296.00 unused project funds to unencumbered, funding decreased to \$4,704.00. Project 100% Complete. The Desert Recreation District provided health and wellness programs and activities to the residents of Thousand Palms, Bermuda Dunes, Indio Hills, North Shore, Oasis, Thermal and Mecca that serve predominantly low-income residents. Clients received a financial assistance scholarship. The program allowed the clients to participate in wellness programs and activities through a gym membership. CDBG funds were used to pay for costs associated with activities. By providing availability, and access to these public services The Desert Recreation District met the national objective of benefitting 61 low-income residents.	

PGM Year:	2021
Project:	0048 - 4.258-21 - St. Elizabeth Food Pantry
IDIS Activity:	6578 - 4.258-21 - St. Elizabeth Food Pantry
Status:	Completed 8/26/2022 1:16:15 PM
Location:	66700 Pierson Blvd Desert Hot Springs, CA 92240-3740
Objective:	Create suitable living environments
Outcome:	Availability/accessibility
Matrix Code:	Food Banks (05W)
National Objective:	LMC

Activity to prevent, prepare for, and respond to Coronavirus: No

Initial Funding Date: 11/10/2021

Description:
St.

Financing

	Fund Type	Grant Year	Grant	Funded Amount	Drawn In Program Year	Drawn Thru Program Year
CDBG	EN	2021	B21UC060506	\$5,000.00	\$0.00	\$5,000.00
Total	Total			\$5,000.00	\$0.00	\$5,000.00

Proposed Accomplishments

People (General) : 250

Actual Accomplishments

	Owner		Renter		Total		Person	
	Total	Hispanic	Total	Hispanic	Total	Hispanic	Total	Hispanic
<i>Number assisted:</i>								
White:	0	0	0	0	0	0	767	525
Black/African American:	0	0	0	0	0	0	65	14
Asian:	0	0	0	0	0	0	20	4
American Indian/Alaskan Native:	0	0	0	0	0	0	5	2
Native Hawaiian/Other Pacific Islander:	0	0	0	0	0	0	4	1
American Indian/Alaskan Native & White:	0	0	0	0	0	0	3	2
Asian White:	0	0	0	0	0	0	0	0
Black/African American & White:	0	0	0	0	0	0	20	8
American Indian/Alaskan Native & Black/African American:	0	0	0	0	0	0	3	2
Other multi-racial:	0	0	0	0	0	0	0	0
Asian/Pacific Islander:	0	0	0	0	0	0	0	0
Hispanic:	0	0	0	0	0	0	0	0
Total:	0	0	0	0	0	0	887	558
Female-headed Households:	0		0		0			

Income Category:

	Owner	Renter	Total	Person
Extremely Low	0	0	0	0
Low Mod	0	0	0	809
Moderate	0	0	0	78
Non Low Moderate	0	0	0	0
Total	0	0	0	887
Percent Low/Mod				100.0%

Annual Accomplishments

Years	Accomplishment Narrative	# Benefitting
2021	2021 funding \$5,000. Project Completed on 6/24/2022. St. Elizabeth Food Pantry provided food packages to low-income families, elderly, and homeless individuals residing in the low-income community of Desert Hot Springs for the purpose of creating a suitable living environment. St. Elizabeth used CDBG funds to pay utilities. By providing access to food for low-income residents they have met the national objective of benefiting approximately 887 low- to moderate-income residents in the Desert Hot Springs community. Leverage funding included donations and private funding. With the assistance of CDBG funds and a partnership with a local branch of Feeding America, more individuals received assistance with food.	

PGM Year:

2021

Project:

0049 - 4.259-21 - Food Assistance Program

IDIS Activity: 6579 - 4.259-21 - Food Assistance Program

Status: Completed 8/26/2022 4:08:03 PM

Location: 14080 Palm Dr Ste E Desert Hot Springs, CA 92240-6851

Objective: Create suitable living environments

Outcome: Availability/accessibility

Matrix Code: Food Banks (05W)

National Objective: LMC

Activity to prevent, prepare for, and respond to Coronavirus: No**Initial Funding Date:** 11/10/2021**Description:**

Family Services of the Desert's Food Now program provides assistance to low-income individuals and families in need of emergency food in the City of Desert Hot Springs and surrounding

Financing

	Fund Type	Grant Year	Grant	Funded Amount	Drawn In Program Year	Drawn Thru Program Year
CDBG	EN	2021	B21UC060506	\$15,000.00	\$0.00	\$15,000.00
Total	Total			\$15,000.00	\$0.00	\$15,000.00

Proposed Accomplishments

People (General) : 2,400

Actual Accomplishments*Number assisted:*

	Owner		Renter		Total		Person	
	Total	Hispanic	Total	Hispanic	Total	Hispanic	Total	Hispanic
White:	0	0	0	0	0	0	1,766	678
Black/African American:	0	0	0	0	0	0	167	56
Asian:	0	0	0	0	0	0	71	24
American Indian/Alaskan Native:	0	0	0	0	0	0	117	76
Native Hawaiian/Other Pacific Islander:	0	0	0	0	0	0	29	17
American Indian/Alaskan Native & White:	0	0	0	0	0	0	105	49
Asian White:	0	0	0	0	0	0	54	14
Black/African American & White:	0	0	0	0	0	0	79	18
American Indian/Alaskan Native & Black/African American:	0	0	0	0	0	0	12	9
Other multi-racial:	0	0	0	0	0	0	151	0
Asian/Pacific Islander:	0	0	0	0	0	0	0	0
Hispanic:	0	0	0	0	0	0	0	0
Total:	0	0	0	0	0	0	2,551	941
Female-headed Households:	0		0		0			

Income Category:

	Owner	Renter	Total	Person
Extremely Low	0	0	0	0
Low Mod	0	0	0	2,466
Moderate	0	0	0	37
Non Low Moderate	0	0	0	48
Total	0	0	0	2,551
Percent Low/Mod				98.1%

Annual Accomplishments

Years	Accomplishment Narrative	# Benefitting
2021	2021 funding \$15,000. Project 100% Complete. Family Services of the Desert provided assistance to low-income individuals and families in need of emergency food in the City of Desert Hot Springs and surrounding areas. CDBG funds were used for space rent and food purchases. By providing availability and access to this public service, Family Services of the Desert met the national objective of benefiting 2,551 extremely low- to low-income persons.	

PGM Year:	2021
Project:	0051 - 4.261-21 - Harrison House Transitional Living and Permanent Supportive Housing Program
IDIS Activity:	6581 - 4.261-21 - Harrison House Transitional Living and Permanent Supportive Housing Program
Status:	Completed 8/31/2022 7:56:31 PM
Location:	72695 La Canada Way Thousand Palms, CA 92276-6655
Objective:	Create suitable living environments
Outcome:	Availability/accessibility
Matrix Code:	Operating Costs of Homeless/AIDS
National Objective:	LMC

Activity to prevent, prepare for, and respond to Coronavirus: No

Initial Funding Date: 11/10/2021

Description:

Operation Safehouse provides the Harrison House Transitional Living and Permanent Housing Program providing housing assistance and case management for older homeless and disabled

Financing

	Fund Type	Grant Year	Grant	Funded Amount	Drawn In Program Year	Drawn Thru Program Year
CDBG	EN	2021	B21UC060506	\$5,000.00	\$0.00	\$5,000.00
Total	Total			\$5,000.00	\$0.00	\$5,000.00

Proposed Accomplishments

People (General) : 6

Actual Accomplishments

	Owner		Renter		Total		Person	
	Total	Hispanic	Total	Hispanic	Total	Hispanic	Total	Hispanic
<i>Number assisted:</i>								
White:	0	0	0	0	0	0	4	4
Black/African American:	0	0	0	0	0	0	2	0
Asian:	0	0	0	0	0	0	0	0
American Indian/Alaskan Native:	0	0	0	0	0	0	0	0
Native Hawaiian/Other Pacific Islander:	0	0	0	0	0	0	0	0
American Indian/Alaskan Native & White:	0	0	0	0	0	0	0	0
Asian White:	0	0	0	0	0	0	0	0
Black/African American & White:	0	0	0	0	0	0	0	0
American Indian/Alaskan Native & Black/African American:	0	0	0	0	0	0	0	0
Other multi-racial:	0	0	0	0	0	0	0	0
Asian/Pacific Islander:	0	0	0	0	0	0	0	0
Hispanic:	0	0	0	0	0	0	0	0
Total:	0	0	0	0	0	0	6	4
Female-headed Households:	0		0		0			

Income Category:

Other multi-racial:	0	0	0	0	0	0	2	0
Asian/Pacific Islander:	0	0	0	0	0	0	0	0
Hispanic:	0	0	0	0	0	0	0	0
Total:	0	0	0	0	0	0	151	149

Female-headed Households: 0 0 0

Income Category:

	Owner	Renter	Total	Person
Extremely Low	0	0	0	151
Low Mod	0	0	0	0
Moderate	0	0	0	0
Non Low Moderate	0	0	0	0
Total	0	0	0	151
Percent Low/Mod				100.0%

Annual Accomplishments

Years	Accomplishment Narrative	# Benefitting
2021	2021 funding \$10,000. Project 100% complete 5/17/2022. Coachella Valley Housing Coalition provided affordable seasonal occupancy at the Las Mananitas I & II Migrant Farm Workers Housing Facility to 151 migrant agricultural farm workers, for the purpose of creating a suitable living environment. CVHC used CDBG funds to pay for maintenance and operating expenses. By providing availability and access to these public services, CVHC met the national objective of benefiting 151 extremely low- to low-income persons.	

PGM Year:	2021
Project:	0053 - 4.263-21 - Colorado River Community Center Improvement Project Phase III
IDIS Activity:	6583 - 4.263-21 - Colorado River Community Center Improvement Project Phase III
Status:	Canceled 5/12/2023 5:53:02 PM
Location:	1 Hidden Valley Rd Blythe, CA 92225-9541
Objective:	Create suitable living environments
Outcome:	Sustainability
Matrix Code:	Other Public Improvements Not Listed
National Objective:	LMA

Activity to prevent, prepare for, and respond to Coronavirus: Yes

Initial Funding Date: 11/10/2021

Description:

The Colorado River Senior Center provides essential services and programs to residents in the remote Colorado River Communities.

Financing

No data returned for this view. This might be because the applied filter excludes all data.

Proposed Accomplishments

People (General) : 2,080
 Total Population in Service Area: 1,810
 Census Tract Percent Low / Mod: 59.67

Annual Accomplishments

Years	Accomplishment Narrative	# Benefitting
-------	--------------------------	---------------

- 2021 2021 funding \$15,000. 12.14.2021 reprog \$5,000 from unencumbered for ADC, funding increased to \$20,000. 5.10.2022 reprog \$5,000 from idis#6580 (per sponsors request), funding increased to \$25,000. The project is 0% complete. The Colorado River Senior Center provides essential services and programs to residents in the remote Colorado River Communities. CRSC will use CDBG funds to replace the deteriorated driveway and sidewalks bringing them up to current standard. Eligible CDBG expenses will include design, construction, project management, compliance monitoring, and other related activities.
- 2022 5.5.2023 per Sponsor request canceling the project, reprog \$20,000 to unencumbered. 5.12.2023 reprog \$5,000 unused ADC to unencumbered, funding decreased to \$0. Project canceled.

PGM Year:	2021		
Project:	0054 - 4.264-21 - Westside Elementary School Playground Improvements		
IDIS Activity:	6584 - 4.264-21 - Westside Elementary School Playground Improvements		
Status:	Open	Objective:	Create suitable living environments
Location:	82225 Airport Blvd Thermal, CA 92274-9714	Outcome:	Availability/accessibility
		Matrix Code:	Parks, Recreational Facilities (03F) National Objective: LMA

Activity to prevent, prepare for, and respond to Coronavirus: No

Initial Funding Date: 11/10/2021

Description:

Westside Elementary is located in a low-moderate income area in the 4th District.

Financing

	Fund Type	Grant Year	Grant	Funded Amount	Drawn In Program Year	Drawn Thru Program Year
CDBG	EN	2018	B18UC060506	\$5,000.00	\$159.20	\$159.20
		2021	B21UC060506	\$25,000.00	\$0.00	\$0.00
Total	Total			\$30,000.00	\$159.20	\$159.20

Proposed Accomplishments

Public Facilities : 2,305
 Total Population in Service Area: 2,305
 Census Tract Percent Low / Mod: 53.80

Annual Accomplishments

<u>Years</u>	<u>Accomplishment Narrative</u>	<u># Benefitting</u>
2021	2021 funding \$20,000. 12.14.2021 reprog \$5,000 from unencumbered for ADC, funding increased to \$25,000. The project is 1% Complete. Westside Elementary is located in a low-moderate income area in the 4th District. CDBG funds will be used to purchase and install playground equipment and rubberized surfacing. The improvements will provide a safer and improved recreational area for the community. Eligible CDBG expenses will include design, construction, project management, compliance monitoring, and other related activities.	
2022	9.29.2022 reprog \$5,000 from unencumbered, funding increased to \$30,000. Project underway. The project is 5% Complete. Westside Elementary is in a low-moderate income area in the 4th District. CDBG funds will be used to purchase and install playground equipment and rubberized surfacing. The improvements will provide a safer and improved recreational area for the community. Once complete the project will provide accessibility for the purpose of creating a suitable living environment.	

PGM Year: 2021
Project: 0055 - 4.265-21 - Saul Martinez Elementary School Playground Improvements
IDIS Activity: 6585 - 4.265-21 - Saul Martinez Elementary School Playground Improvements
 Status: Canceled 8/29/2022 5:26:21 PM Objective: Create suitable living environments
 Location: 65705 Johnson St Mecca, CA 92254-6702 Outcome: Availability/accessibility
 Matrix Code: Parks, Recreational Facilities (03F) National Objective: LMA

Activity to prevent, prepare for, and respond to Coronavirus: No

Initial Funding Date: 11/10/2021

Description:

Saul Martinez Elementary is located in a low-moderate income area in the 4th District.

Financing

No data returned for this view. This might be because the applied filter excludes all data.

Proposed Accomplishments

Public Facilities : 4,415
 Total Population in Service Area: 4,415
 Census Tract Percent Low / Mod: 72.71

Annual Accomplishments

Years	Accomplishment Narrative	# Benefitting
2021	2021 funding \$20,000. 12.14.2021 reprog \$5,000 from unencumbered for ADC, funding increased to \$25,000. 8.29.2022 reprog \$20,000 (project funds) to idis#6586, funding decreased to \$5,000. 8.29.2022 reprog unused ADC \$5,000 to unencumbered, funding decreased \$0. Per sponsor canceling project.	

PGM Year: 2021
Project: 0056 - 4.266-21 - John Kelley Elementary School Playground Improvements
IDIS Activity: 6586 - 4.266-21 - John Kelley Elementary School Playground Improvements
 Status: Open Objective: Create suitable living environments
 Location: 87163 Center St Thermal, CA 92274-8753 Outcome: Availability/accessibility
 Matrix Code: Parks, Recreational Facilities (03F) National Objective: LMA

Activity to prevent, prepare for, and respond to Coronavirus: No

Initial Funding Date: 11/10/2021

Description:

John Kelley Elementary is located in a low-moderate income area in the 4th District.

Financing

	Fund Type	Grant Year	Grant	Funded Amount	Drawn In Program Year	Drawn Thru Program Year
CDBG	EN	2018	B18UC060506	\$5,000.00	\$318.40	\$318.40
		2021	B21UC060506	\$105,000.00	\$0.00	\$0.00
Total	Total			\$110,000.00	\$318.40	\$318.40

Proposed Accomplishments

Public Facilities : 2,005
 Total Population in Service Area: 2,005
 Census Tract Percent Low / Mod: 77.81

Annual Accomplishments

Years	Accomplishment Narrative	# Benefitting
2021	21-22 funding \$20,000. 12.14.2021 reprog \$5,000 from unencumbered for ADC, funding increased to \$25,000. 8.29.2022 reprog \$20,000 (project funds) from idis#6585, funding increased \$45,000. 8.29.2022 reprog \$20,000 (project funds) from idis#6587, funding increased \$65,000. 8.29.2022 reprog \$20,000 (project funds) from idis#6588, funding increased to \$85,000. 8.29.2022 reprog \$20,000 (project funds) from idis#6589, funding increased \$105,000. Project is 1% Complete. John Kelley Elementary is located in a low-moderate income area in the 4th District. CDBG funds will be used for the purchase and installation of a shade structure, playground equipment, and rubberized surface. The improvements will provide a safer and improved recreational area for the community. Eligible CDBG expenses will include design, construction, project management, compliance monitoring, and other related activities.	
2022	9.29.2022 reprog \$5,000 from unencumbered, funding increased to \$110,000. Project underway. The project is 5% Complete. John Kelley Elementary is in a low-moderate income area in the 4th District. CDBG funds will be used for the purchase and installation of a shade structure, playground equipment, and rubberized surface. The improvements will provide a safer and improved recreational area for the community. Once complete the project will provide accessibility for the purpose of creating a suitable living environment.	

PGM Year:	2021
Project:	0057 - 4.267-21 - Oasis Elementary School Playground Improvements
IDIS Activity:	6587 - 4.267-21 - Oasis Elementary School Playground Improvements
Status:	Canceled 8/29/2022 5:28:22 PM
Location:	88-175 Avenue 74 Thermal, CA 92274
Objective:	Create suitable living environments
Outcome:	Availability/accessibility
Matrix Code:	Parks, Recreational Facilities (03F)
National Objective:	LMA

Activity to prevent, prepare for, and respond to Coronavirus: No

Initial Funding Date: 11/10/2021

Description:

Oasis Elementary is located in a low-moderate income area in the 4th District.

Financing

No data returned for this view. This might be because the applied filter excludes all data.

Proposed Accomplishments

Public Facilities : 1,050
 Total Population in Service Area: 1,050
 Census Tract Percent Low / Mod: 85.24

Annual Accomplishments

Years	Accomplishment Narrative	# Benefitting
2021	2021 funding \$20,000. 12.14.2021 reprog \$5,000 from unencumbered for ADC, funding increased to \$25,000. 8.29.2022 reprog \$20,000 (project funds) to idis#6586, funding decreased to \$5,000. 8.29.2022 reprog unused ADC \$5,000 to unencumbered, funding decreased \$0. Per sponsor canceling project.	

PGM Year:	2021
Project:	0059 - 4.268-21 - Mecca Elementary School Improvements
IDIS Activity:	6588 - 4.268-21 - Mecca Elementary School Improvements
Status:	Canceled 8/29/2022 5:30:33 PM
Objective:	Create suitable living environments

Location: 65250 Coahuilla St Mecca, CA 92254-6602

Outcome: Availability/accessibility
Matrix Code: Parks, Recreational Facilities (03F)

National Objective: LMA

Activity to prevent, prepare for, and respond to Coronavirus: No

Initial Funding Date: 11/10/2021

Description:

Mecca Elementary is located in a low-moderate income area in the 4th District.

Financing

No data returned for this view. This might be because the applied filter excludes all data.

Proposed Accomplishments

Public Facilities : 2,695
Total Population in Service Area: 2,695
Census Tract Percent Low / Mod: 75.70

Annual Accomplishments

Years	Accomplishment Narrative	# Benefitting
2021	2021 funding \$20,000. 12.14.2021 reprog \$5,000 from unencumbered for ADC, funding increased \$25,000. 8.29.2022 reprog \$20,000 (project funds) to idis#6586, funding decreased \$5,000. 8.29.2022 reprog unused ADC \$5,000 to unencumbered, funding decreased \$0. Per sponsor canceling project.	

PGM Year: 2021

Project: 0060 - 4.269-21 - Las Palmitas Elementary School Playground Improvements

IDIS Activity: 6589 - 4.269-21 - Las Palmitas Elementary School Playground Improvements

Status: Canceled 8/29/2022 5:32:41 PM

Objective: Create suitable living environments

Location: 86-150 Avenue 66 Thermal, CA 92274

Outcome: Availability/accessibility

Matrix Code: Parks, Recreational Facilities (03F)

National Objective: LMA

Activity to prevent, prepare for, and respond to Coronavirus: No

Initial Funding Date: 11/10/2021

Description:

Las Palmitas Elementary is located in a low-moderate income area in the 4th District.

Financing

No data returned for this view. This might be because the applied filter excludes all data.

Proposed Accomplishments

Public Facilities : 2,990
Total Population in Service Area: 2,990
Census Tract Percent Low / Mod: 79.77

Annual Accomplishments

Years	Accomplishment Narrative	# Benefitting
2021	2021 funding \$20,000. 12.14.2021 reprog \$5,000 from unencumbered for ADC, funding increased \$25,000. 8.29.2022 reprog \$20,000 (project funds) to idis#6586, funding decreased to \$5,000. 8.29.2022 reprog unused ADC \$5,000 to unencumbered, funding decreased \$0. Per sponsor canceling project.	

PGM Year: 2021
Project: 0062 - 4.271-21 - Desert AIDS Project Fire Suppression Improvement Phase IIII
IDIS Activity: 6591 - 4.271-21 - Desert AIDS Project Fire Suppression Improvement Phase IIII
Status: Completed 8/29/2022 6:34:12 PM **Objective:** Create suitable living environments
Location: 1695 N Sunrise Way Palm Springs, CA 92262-3701 **Outcome:** Availability/accessibility
Matrix Code: Facilities for AIDS Patients (not **National Objective:** LMC

Activity to prevent, prepare for, and respond to Coronavirus: No

Initial Funding Date: 11/10/2021

Description:

The Desert AIDS Project (D.A.P.) provides medical care and comprehensive support services to people living with HIV/AIDS in the Desert communities.

Financing

	Fund Type	Grant Year	Grant	Funded Amount	Drawn In Program Year	Drawn Thru Program Year
CDBG	EN	2016	B16UC060506	\$3,608.81	\$0.00	\$3,608.81
		2018	B18UC060506	\$4,155.83	\$0.00	\$4,155.83
		2021	B21UC060506	\$75,000.00	\$0.00	\$75,000.00
Total	Total			\$82,764.64	\$0.00	\$82,764.64

Proposed Accomplishments

Public Facilities : 2,400

Actual Accomplishments

	Owner		Renter		Total		Person	
	Total	Hispanic	Total	Hispanic	Total	Hispanic	Total	Hispanic
<i>Number assisted:</i>								
White:	0	0	0	0	0	0	1,515	384
Black/African American:	0	0	0	0	0	0	109	5
Asian:	0	0	0	0	0	0	27	0
American Indian/Alaskan Native:	0	0	0	0	0	0	12	6
Native Hawaiian/Other Pacific Islander:	0	0	0	0	0	0	5	1
American Indian/Alaskan Native & White:	0	0	0	0	0	0	0	0
Asian White:	0	0	0	0	0	0	0	0
Black/African American & White:	0	0	0	0	0	0	0	0
American Indian/Alaskan Native & Black/African American:	0	0	0	0	0	0	0	0
Other multi-racial:	0	0	0	0	0	0	14	0
Asian/Pacific Islander:	0	0	0	0	0	0	0	0
Hispanic:	0	0	0	0	0	0	0	0
Total:	0	0	0	0	0	0	1,682	396
Female-headed Households:	0		0		0			

Income Category:

	Owner	Renter	Total	Person
Extremely Low	0	0	0	0
Low Mod	0	0	0	1,271
Moderate	0	0	0	328
Non Low Moderate	0	0	0	83

Total	0	0	0	1,682
Percent Low/Mod				95.1%

Annual Accomplishments

Years	Accomplishment Narrative	# Benefitting
2021	2021 funding \$75,000. 12.14.2021 reprog \$5,000 from unencumbered for ADC, funding increased \$80,000. 4.21.2022 reprog \$5,000 from unencumbered for ADC, funding increased to \$85,000. 8.29.2022 reprog \$2,235.36 (unused ADC) to unencumbered, funding decreased \$82,764.64. The project is 100% complete. This facility provides medical and comprehensive support services to people living with HIV/AIDS in the Desert communities. CDBG funds were used to install a fire suppression system in sections of the North Wing of Desert Aids Project building to ensure the safety of clients and patients, and to provide fire protection for the facility. The Desert AIDS Project serves presumed low income individuals whom are severely disabled and are accessing services at the Desert AIDS for the purpose of creating a suitable living environment.	

PGM Year:	2021
Project:	0063 - 4.272-21 - Oasis Villas Clinic
IDIS Activity:	6592 - 4.272-21 - Oasis Villas Clinic
Status:	Canceled 4/20/2023 1:19:33 PM
Location:	85856 Middleton St Thermal, CA 92274-9615
Objective:	Create suitable living environments
Outcome:	Availability/accessibility
Matrix Code:	Health Facilities (03P)
National Objective:	LMA

Activity to prevent, prepare for, and respond to Coronavirus: No

Initial Funding Date: 11/10/2021

Description:

The Coachella Valley Housing Coalition will use CDBG funding for the development on the Oasis Health Clinic, which will service low-mod income clientele in the Oasis and Thermal

Financing

No data returned for this view. This might be because the applied filter excludes all data.

Proposed Accomplishments

Public Facilities : 2,990
 Total Population in Service Area: 2,990
 Census Tract Percent Low / Mod: 79.77

Annual Accomplishments

Years	Accomplishment Narrative	# Benefitting
2021	2021 funding \$100,000. 12.14.2021 reprog \$5,000 from unencumbered for ADC, funding increased \$105,000. The project is 0% complete. The Coachella Valley Housing Coalition will use CDBG funding for the development on the Oasis Health Clinic, which will service low-mod income clientele in the Oasis and Thermal communities. CDBG funds will be used to pay for soft costs including architectural and engineering design, environmental evaluations, permit and impact fees, project management, and compliance.	
2022	12.14.2022 reprog \$100,000 to unencumbered, funding decreased to \$5,000. 4.3.2023 reprog \$5,000 unused ADC to unencumbered, funding decreased to \$0. CVHC canceling the project.	

PGM Year:	2021
Project:	0064 - 4.273-21 - Martha's Village and Kitchen Improvement Project
IDIS Activity:	6593 - 4.273-21 - Martha's Village and Kitchen Improvement Project

Status: Completed 11/1/2022 12:00:00 AM
 Location: 83791 Date Ave Indio, CA 92201-4737

Objective: Create suitable living environments
 Outcome: Availability/accessibility
 Matrix Code: Homeless Facilities (not operating) National Objective: LMC

Activity to prevent, prepare for, and respond to Coronavirus: No

Initial Funding Date: 11/15/2021

Description:

Martha's Village and Kitchen provides housing to homeless individuals and families in the eastern Coachella Valley.

Financing

	Fund Type	Grant Year	Grant	Funded Amount	Drawn In Program Year	Drawn Thru Program Year
CDBG	EN	2021	B21UC060506	\$25,000.00	\$0.00	\$25,000.00
Total	Total			\$25,000.00	\$0.00	\$25,000.00

Proposed Accomplishments

Public Facilities : 100

Actual Accomplishments

	Owner		Renter		Total		Person	
	Total	Hispanic	Total	Hispanic	Total	Hispanic	Total	Hispanic
<i>Number assisted:</i>								
White:	0	0	0	0	0	0	479	349
Black/African American:	0	0	0	0	0	0	64	5
Asian:	0	0	0	0	0	0	6	2
American Indian/Alaskan Native:	0	0	0	0	0	0	13	12
Native Hawaiian/Other Pacific Islander:	0	0	0	0	0	0	7	1
American Indian/Alaskan Native & White:	0	0	0	0	0	0	14	0
Asian White:	0	0	0	0	0	0	0	0
Black/African American & White:	0	0	0	0	0	0	8	0
American Indian/Alaskan Native & Black/African American:	0	0	0	0	0	0	4	3
Other multi-racial:	0	0	0	0	0	0	2	0
Asian/Pacific Islander:	0	0	0	0	0	0	0	0
Hispanic:	0	0	0	0	0	0	0	0
Total:	0	0	0	0	0	0	597	372
Female-headed Households:	0		0		0			

Income Category:

	Owner	Renter	Total	Person
Extremely Low	0	0	0	0
Low Mod	0	0	0	597
Moderate	0	0	0	0
Non Low Moderate	0	0	0	0
Total	0	0	0	597
Percent Low/Mod				100.0%

Annual Accomplishments

Years	Accomplishment Narrative	# Benefitting
-------	--------------------------	---------------

2021 2021 funding \$25,000.

2022 Project is 100% complete. Marthas Village and Kitchen provides housing to homeless individuals and families in the Eastern Coachella Valley. CDBG funds were to purchase energy-efficient windows. By providing accessibility and creating a suitable living environment, the project met the national objective of benefitting 100 presumed individuals.

PGM Year:	2021		
Project:	0065 - 4.274-21 - Riverside County Small Business Recovery Program		
IDIS Activity:	6594 - 4.274-21 - Riverside County Small Business Recovery Program		
Status:	Completed 7/5/2022 12:00:00 AM	Objective:	Create economic opportunities
Location:	77806 Flora Rd Ste A Palm Desert, CA 92211-4108	Outcome:	Availability/accessibility
		Matrix Code:	Micro-Enterprise Assistance (18C) National Objective: LMCMC

Activity to prevent, prepare for, and respond to Coronavirus: No

Initial Funding Date: 11/15/2021

Description:

The Coachella Valley Women's Business Center will provide consulting, training, and mentoring services to low- to moderate-income owners of micro-enterprises in an effort to provide an

Financing

	Fund Type	Grant Year	Grant	Funded Amount	Drawn In Program Year	Drawn Thru Program Year
CDBG	EN	2021	B21UC060506	\$10,000.00	\$0.00	\$10,000.00
Total	Total			\$10,000.00	\$0.00	\$10,000.00

Proposed Accomplishments

Businesses : 7

Actual Accomplishments

Number assisted:

	Owner		Renter		Total		Person	
	Total	Hispanic	Total	Hispanic	Total	Hispanic	Total	Hispanic
White:	0	0	0	0	0	0	9	5
Black/African American:	0	0	0	0	0	0	1	0
Asian:	0	0	0	0	0	0	0	0
American Indian/Alaskan Native:	0	0	0	0	0	0	0	0
Native Hawaiian/Other Pacific Islander:	0	0	0	0	0	0	0	0
American Indian/Alaskan Native & White:	0	0	0	0	0	0	0	0
Asian White:	0	0	0	0	0	0	0	0
Black/African American & White:	0	0	0	0	0	0	1	1
American Indian/Alaskan Native & Black/African American:	0	0	0	0	0	0	0	0
Other multi-racial:	0	0	0	0	0	0	1	0
Asian/Pacific Islander:	0	0	0	0	0	0	0	0
Hispanic:	0	0	0	0	0	0	0	0
Total:	0	0	0	0	0	0	12	6
Female-headed Households:	0		0		0			

Income Category:

	Owner	Renter	Total	Person
Extremely Low	0	0	0	0
Low Mod	0	0	0	10
Moderate	0	0	0	2
Non Low Moderate	0	0	0	0
Total	0	0	0	12
Percent Low/Mod				100.0%

Annual Accomplishments

Years	Accomplishment Narrative	# Benefitting
2021	2021 funding \$10,000. Project 100% Complete 06/08/2022. The Riverside County Small Business Recovery Program provided consulting, training, and mentoring services to low- to moderate-income small business owners for the purpose of creating economic opportunity. CDBG funds were used to pay for costs associated with staff salaries. By providing availability and accessibility to this program, the Sponsor met the national objective of benefiting 12 low- to moderate-income small business owners.	

PGM Year:	2021	
Project:	0066 - 4.BL.54-21 - Park Improvements	
IDIS Activity:	6595 - 4.BL.54-21 - Park Improvements	
Status:	Open	Objective: Create suitable living environments
Location:	309 N Carlton Ave Blythe, CA 92225-1411	Outcome: Availability/accessibility
		Matrix Code: Parks, Recreational Facilities (03F) National Objective: LMA

Activity to prevent, prepare for, and respond to Coronavirus: No

Initial Funding Date: 11/15/2021

Description:

The City of Blythe will use CDBG funds for the design and construction of improvements at the city-owned park located at the northwest corner of North Carlton Avenue and West Barnard

Financing

	Fund Type	Grant Year	Grant	Funded Amount	Drawn In Program Year	Drawn Thru Program Year
CDBG	EN	2019	B19UC060506	\$5,000.00	\$640.57	\$640.57
		2021	B21UC060506	\$108,927.00	\$0.00	\$0.00
Total	Total			\$113,927.00	\$640.57	\$640.57

Proposed Accomplishments

Public Facilities : 2,305
 Total Population in Service Area: 2,305
 Census Tract Percent Low / Mod: 53.80

Annual Accomplishments

Years	Accomplishment Narrative	# Benefitting
-------	--------------------------	---------------

2021 2021 funding \$108,927. 12.14.2021 reprog \$5,000 from unencumbered for ADC, funding increased \$113,927. 8.19.2022 reprog \$113,927.00 (\$108,927 project funds and \$5,000 ADC) to unencumbered, funding decreased to \$0. 8.26.2022 reprog \$113,927.00 (\$108,927 project funds and \$5,000 ADC) from unencumbered, funding increased to \$113,927.00. The project is 0% complete. The City of Blythe will use CDBG funds for the design and construction of improvements at the city-owned park located at the northwest corner of North Carlton Avenue and West Barnard Street. The project will consist of the purchase and installation of playground equipment and a shade structure. Eligible CDBG expenses will include design, construction, project management, compliance monitoring, and other related activities.

2022 Project underway. The project is 15% complete. The City of Blythe will use CDBG funds for the design and construction of improvements at the city-owned park located at the northwest corner of North Carlton Avenue and West Barnard Street. The project will consist of purchasing and installing a shade structure. Once complete the project will provide accessibility for the purpose of creating a suitable living environment.

PGM Year:	2021		
Project:	0067 - 4.CO.25-21 - Bagdouma Park Rehabilitation Project, Phase II		
IDIS Activity:	6596 - 4.CO.25-21 - Bagdouma Park Rehabilitation Project, Phase II		
Status:	Open	Objective:	Create suitable living environments
Location:	51-251 Douma Street Coachella, CA 92236	Outcome:	Availability/accessibility
		Matrix Code:	Parks, Recreational Facilities (03F) National Objective: LMA

Activity to prevent, prepare for, and respond to Coronavirus: No

Initial Funding Date: 11/15/2021

Description:

The City of Coachella will use CDBG funds for multi-phase park improvements at Bagdouma Park.

Financing

	Fund Type	Grant Year	Grant	Funded Amount	Drawn In Program Year	Drawn Thru Program Year
CDBG	EN	2018	B18UC060506	\$5,000.00	\$127.76	\$742.44
		2021	B21UC060506	\$322,435.00	\$0.00	\$0.00
Total	Total			\$327,435.00	\$127.76	\$742.44

Proposed Accomplishments

Public Facilities : 49,015
 Total Population in Service Area: 52,515
 Census Tract Percent Low / Mod: 60.81

Annual Accomplishments

Years	Accomplishment Narrative	# Benefitting
2021	2021 funding \$322,435. 12.14.2021 reprog \$5,000 from unencumbered for ADC, funding increased \$327,435. The project is 0% Complete. The City of Coachella will use CDBG funds for multi-phase park improvements at Bagdouma Park. Phase II of this project will include the installation of a new, prefabricated public restroom facility near the soccer fields. CDBG funds will be used for design, construction costs, project management, compliance monitoring, inspection, and other related expenses, costs associated with design, construction, and project staff costs.	

2022 The project is 5% complete. Project is currently in design phase. The City of Coachella will use CDBG funds for multi-phase park improvements at Bagdouma Park for the purpose of creating a suitable living environment. Phase II of this project will include the installation of a new, prefabricated public restroom facility near the soccer fields. CDBG funds will be used for design, construction costs, project management, compliance monitoring, inspection, and other related expenses.

PGM Year: 2021
Project: 0068 - 4.DHS.34-21 - Park Improvements
IDIS Activity: 6597 - 4.DHS.34-21 - Park Improvements
 Status: Open Objective: Create suitable living environments
 Location: 65810 Hacienda Ave Desert Hot Springs, CA 92240-5559 Outcome: Availability/accessibility
 Matrix Code: Parks, Recreational Facilities (03F) National Objective: LMA

Activity to prevent, prepare for, and respond to Coronavirus: No
Initial Funding Date: 11/15/2021

Description:
 The City of Desert Hot Springs will replace the existing restrooms at Corporate Yard Park and Tedesco Park for safety, efficiency, and accessibility upgrades.

Financing

	Fund Type	Grant Year	Grant	Funded Amount	Drawn In Program Year	Drawn Thru Program Year
CDBG	EN	2018	B18UC060506	\$5,000.00	\$3,617.89	\$3,944.98
		2019	B19UC060506	\$246,935.00	\$0.00	\$0.00
		2021	B21UC060506	\$303,607.00	\$0.00	\$0.00
Total	Total			\$555,542.00	\$3,617.89	\$3,944.98

Proposed Accomplishments

Public Facilities : 7,365
 Total Population in Service Area: 7,365
 Census Tract Percent Low / Mod: 70.20

Annual Accomplishments

Years	Accomplishment Narrative	# Benefitting
2021	2021-22 funding \$303,607. 12.14.2021 reprog \$5,000 from unencumbered for ADC, funding increased \$308,607. 7.21.2022 per city request, reprog \$246,935 project funds from idis#6322, funding increased to \$555,542. The project is 0% Completed. The City of Desert Hot Springs will replace the existing restrooms at Corporate Yard Park and Tedesco Park for safety, efficiency, and accessibility upgrades. CDBG funds will be used to pay for design, construction, project management, compliance monitoring, inspection, and other related expenses.	

2022 The project is 50% completed. Project is currently in construction phase and is expected to be complete September 2023. The City of Desert Hot Springs is replacing the existing restrooms at Tedesco Park for safety, efficiency, and accessibility upgrades for the purpose of creating a suitable living environment. CDBG funds will be used to pay for design, construction, project management, compliance monitoring, inspection, and other related expenses.

PGM Year: 2021
Project: 0069 - 4.LQ.42-21 - City of La Quinta Miscellaneous ADA Improvements
IDIS Activity: 6598 - 4.LQ.42-21 - City of La Quinta Miscellaneous ADA Improvements
 Status: Completed 7/7/2023 5:00:19 PM Objective: Create suitable living environments
 Location: 78495 Calle Tampico Various locations throughout the City La Outcome: Availability/accessibility

Activity to prevent, prepare for, and respond to Coronavirus: No

Initial Funding Date: 11/15/2021

Description:

The City of La Quinta will use CDBG funds to pay for costs associated with the construction of ADA improvements at various city-owned public facilities, as well as the installation of intersection

Financing

	Fund Type	Grant Year	Grant	Funded Amount	Drawn In Program Year	Drawn Thru Program Year
CDBG	EN	2018	B18UC060506	\$9,054.94	\$3,050.52	\$9,054.94
		2020	B20UC060506	\$38,950.33	\$38,950.33	\$38,950.33
		2021	B21UC060506	\$139,308.65	\$139,308.65	\$139,308.65
Total	Total			\$187,313.92	\$181,309.50	\$187,313.92

Proposed Accomplishments

People (General) : 3,614

Actual Accomplishments

	Owner		Renter		Total		Person	
	Total	Hispanic	Total	Hispanic	Total	Hispanic	Total	Hispanic
<i>Number assisted:</i>								
White:	0	0	0	0	0	0	3,124	1,387
Black/African American:	0	0	0	0	0	0	38	0
Asian:	0	0	0	0	0	0	38	0
American Indian/Alaskan Native:	0	0	0	0	0	0	0	0
Native Hawaiian/Other Pacific Islander:	0	0	0	0	0	0	0	0
American Indian/Alaskan Native & White:	0	0	0	0	0	0	0	0
Asian White:	0	0	0	0	0	0	0	0
Black/African American & White:	0	0	0	0	0	0	0	0
American Indian/Alaskan Native & Black/African American:	0	0	0	0	0	0	9	0
Other multi-racial:	0	0	0	0	0	0	502	0
Asian/Pacific Islander:	0	0	0	0	0	0	0	0
Hispanic:	0	0	0	0	0	0	0	0
Total:	0	0	0	0	0	0	3,711	1,387
Female-headed Households:	0		0		0			

Income Category:

	Owner	Renter	Total	Person
Extremely Low	0	0	0	0
Low Mod	0	0	0	3,711
Moderate	0	0	0	0
Non Low Moderate	0	0	0	0
Total	0	0	0	3,711
Percent Low/Mod				100.0%

Annual Accomplishments

Years	Accomplishment Narrative	# Benefitting
-------	--------------------------	---------------

Black/African American & White:	0	0	0	0	0	0	6	0
American Indian/Alaskan Native & Black/African American:	0	0	0	0	0	0	0	0
Other multi-racial:	0	0	0	0	0	0	23	0
Asian/Pacific Islander:	0	0	0	0	0	0	0	0
Hispanic:	0	0	0	0	0	0	0	0
Total:	0	0	0	0	0	0	669	302

Female-headed Households: 0 0 0

Income Category:

	Owner	Renter	Total	Person
Extremely Low	0	0	0	0
Low Mod	0	0	0	651
Moderate	0	0	0	15
Non Low Moderate	0	0	0	3
Total	0	0	0	669
Percent Low/Mod				99.6%

Annual Accomplishments

Years	Accomplishment Narrative	# Benefitting
2021	2021 funding \$5,000. Project Complete. Menifee Valley Community Cupboard (MVCC) provided emergency food boxes to low-income individuals and families living in the Menifee Valley for the purpose of creating a suitable living environment. Menifee Community Cupboard used CDBG funds to pay for rent and utilities at their facility. By providing access to food for low-income residents, MVCC met the national objective of benefiting approximately 669 unduplicated low- to moderate-income residents in the Menifee Valley community resulting in 4,048 food boxes. Leverage funding included federal funds, private donations, earnings from their thrift store, and local funds. MVCC served over 500 additional clients in response to CDBG funding paired with additional funds from private donations, fundraising and other federal, as well as in-kind food donations, provided leverage funding.	

PGM Year:	2021
Project:	0071 - 5.BN.50-21 - Teen Leaders
IDIS Activity:	6600 - 5.BN.50-21 - Teen Leaders
Status:	Completed 8/26/2022 5:41:28 PM
Location:	240 W Ramsey St Banning, CA 92220-4821
Objective:	Create suitable living environments
Outcome:	Availability/accessibility
Matrix Code:	Youth Services (05D)
National Objective:	LMC

Activity to prevent, prepare for, and respond to Coronavirus: No

Initial Funding Date: 11/15/2021

Description:

The Boys & Girls Club of the San Gorgonio Pass offers a teen program for ages 13-18 in the city of Banning.

Financing

	Fund Type	Grant Year	Grant	Funded Amount	Drawn In Program Year	Drawn Thru Program Year
CDBG	EN	2021	B21UC060506	\$4,500.00	\$0.00	\$4,500.00
Total	Total			\$4,500.00	\$0.00	\$4,500.00

Proposed Accomplishments

People (General) : 20

Actual Accomplishments

	Owner		Renter		Total		Person	
	Total	Hispanic	Total	Hispanic	Total	Hispanic	Total	Hispanic
Number assisted:								
White:	0	0	0	0	0	0	6	5
Black/African American:	0	0	0	0	0	0	2	1
Asian:	0	0	0	0	0	0	0	0
American Indian/Alaskan Native:	0	0	0	0	0	0	0	0
Native Hawaiian/Other Pacific Islander:	0	0	0	0	0	0	0	0
American Indian/Alaskan Native & White:	0	0	0	0	0	0	0	0
Asian White:	0	0	0	0	0	0	1	0
Black/African American & White:	0	0	0	0	0	0	0	0
American Indian/Alaskan Native & Black/African American:	0	0	0	0	0	0	0	0
Other multi-racial:	0	0	0	0	0	0	1	0
Asian/Pacific Islander:	0	0	0	0	0	0	0	0
Hispanic:	0	0	0	0	0	0	0	0
Total:	0	0	0	0	0	0	10	6
Female-headed Households:	0		0		0			

Income Category:

	Owner	Renter	Total	Person
Extremely Low	0	0	0	0
Low Mod	0	0	0	7
Moderate	0	0	0	3
Non Low Moderate	0	0	0	0
Total	0	0	0	10
Percent Low/Mod				100.0%

Annual Accomplishments

Years	Accomplishment Narrative	# Benefitting
2021	2021 funding \$4,500. Project Complete. The Boys & Girls Club provided enrichment programs, guidance, and mentoring to 10 low-income youth through their Teen Leaders program for the purpose of providing a suitable living environment that is accessible to low-income clients. The Boys & Girls Club used CDBG funds for the cost of staff salaries associated with the oversight of youth and administering program activities such as character building, career exploration, money management, education, and leadership. Leverage funding was utilized from other federal funding as well as local and private donations. The project received less than half requested from city allocation, but the numbers to be served were not adjusted. Therefore the number served is less.	

PGM Year:	2021
Project:	0072 - 5.BN.51-21 - Lion's Park Project
IDIS Activity:	6601 - 5.BN.51-21 - Lion's Park Project
Status:	Open
Location:	955 S. Hargrave Street Banning, CA 92220
Objective:	Create suitable living environments
Outcome:	Availability/accessibility
Matrix Code:	Parks, Recreational Facilities (03F)
National Objective:	LMA

Activity to prevent, prepare for, and respond to Coronavirus: No

Initial Funding Date: 11/15/2021

Description:

The City of Banning will use CDBG funds for improvements at Lion's Park.

Financing

	Fund Type	Grant Year	Grant	Funded Amount	Drawn In Program Year	Drawn Thru Program Year
CDBG	EN	2018	B18UC060506	\$5,000.00	\$156.01	\$156.01
		2021	B21UC060506	\$45,000.00	\$0.00	\$0.00
Total	Total			\$50,000.00	\$156.01	\$156.01

Proposed Accomplishments

Public Facilities : 9,435
 Total Population in Service Area: 9,435
 Census Tract Percent Low / Mod: 64.97

Annual Accomplishments

Years	Accomplishment Narrative	# Benefitting
2021	2021 funding \$45,000. 12.14.2021 reprog \$5,000 from unencumbered for ADC, funding increased \$50,000. The project is 0% complete. The City of Banning will use CDBG funds for the design and construction of improvements to Lions Park for the purpose of creating a suitable living environment. Improvements include removing chain and post fencing, and installation of safe, vinyl fencing along the perimeter of the park. CDBG funds will be used for design, construction, project management, compliance monitoring, and other related activities.	
2022	The project is 0% complete. The City of Banning will use CDBG funds for the design and construction of improvements to Lions Park for the purpose of creating a suitable living environment. Improvements include removing chain and post fencing, and installation of safe, vinyl fencing along the perimeter of the park. CDBG funds will be used for design, construction, project management, compliance monitoring, and other related activities.	

PGM Year:	2021
Project:	0073 - 5.BN.52-21 - Roosevelt Williams Park Project
IDIS Activity:	6602 - 5.BN.52-21 - Roosevelt Williams Park Project
Status:	Open
Location:	1104 East George Street Banning, CA 92220
Objective:	Create suitable living environments
Outcome:	Availability/accessibility
Matrix Code:	Parks, Recreational Facilities (03F)
National Objective:	LMA

Activity to prevent, prepare for, and respond to Coronavirus: No

Initial Funding Date: 11/15/2021

Description:

The City of Banning will use CDBG funds for construction improvements at Roosevelt Williams Park.

Financing

	Fund Type	Grant Year	Grant	Funded Amount	Drawn In Program Year	Drawn Thru Program Year
CDBG	EN	2018	B18UC060506	\$5,000.00	\$156.01	\$156.01
		2021	B21UC060506	\$20,400.00	\$0.00	\$0.00
Total	Total			\$25,400.00	\$156.01	\$156.01

Proposed Accomplishments

Public Facilities : 2,465
 Total Population in Service Area: 2,465
 Census Tract Percent Low / Mod: 81.95

Annual Accomplishments

Years	Accomplishment Narrative	# Benefitting
2021	2021 funding \$20,400. 12.15.2021 reprog \$5,000 from unencumbered for ADC, funding increased \$25,400. The project is 0% complete. The City of Banning will use CDBG funds for the design and construction of improvements to Roosevelt Williams Park for the purpose of creating a suitable living environment. Improvements include the installation of vinyl fencing along the south border of the north parking lot. CDBG funds will be used for the purchase of materials and installation costs.	
2022	The project is 0% complete. The City of Banning will use CDBG funds for the design and construction of improvements to Roosevelt Williams Park for the purpose of creating a suitable living environment. Improvements include the installation of vinyl fencing along the south border of the north parking lot. CDBG funds will be used for the purchase of materials and installation costs.	

PGM Year:	2021				
Project:	0074 - 5.BN.53-21 - Sylvan Park Improvement Project				
IDIS Activity:	6603 - 5.BN.53-21 - Sylvan Park Improvement Project				
Status:	Open	Objective:	Create suitable living environments		
Location:	2798 W. George Street Banning, CA 92220	Outcome:	Availability/accessibility		
		Matrix Code:	Parks, Recreational Facilities (03F)	National Objective:	LMA

Activity to prevent, prepare for, and respond to Coronavirus: No

Initial Funding Date: 11/15/2021

Description:

The City of Banning will use CDBG funding for the design and construction of improvements at Sylvan Park.

Financing

	Fund Type	Grant Year	Grant	Funded Amount	Drawn In Program Year	Drawn Thru Program Year
CDBG	EN	2018	B18UC060506	\$5,000.00	\$156.01	\$156.01
		2021	B21UC060506	\$144,016.00	\$0.00	\$0.00
Total	Total			\$149,016.00	\$156.01	\$156.01

Proposed Accomplishments

Public Facilities : 2,940
 Total Population in Service Area: 2,940
 Census Tract Percent Low / Mod: 55.10

Annual Accomplishments

Years	Accomplishment Narrative	# Benefitting
2021	2021 funding \$144,016. 12.15.2021 reprog \$5,000 from unencumbered for ADC, funding increased \$149,016. The project is 0% complete. The City of Banning will use CDBG funds for the design and construction of improvements to Sylvan Park for the purpose of creating a suitable living environment. Renovations include the replacement of a picnic shelter, installation of picnic tables, resurfacing of two basketball courts with safety surfacing, and repairing of the roof structure on the entry arches off Nicolet Street. Eligible CDBG expenses will include design, construction, project management, compliance monitoring, and other related activities.	

2022 The project is 0% complete. The City of Banning will use CDBG funds for the design and construction of improvements to Sylvan Park for the purpose of creating a suitable living environment. Renovations include the replacement of a picnic shelter, installation of picnic tables, resurfacing of two basketball courts with safety surfacing, and repairing of the roof structure on the entry arches off Nicolet Street. Eligible CDBG expenses will include design, construction, project management, compliance monitoring, and other related activities.

PGM Year: 2021
Project: 0075 - 5.BEA.45-21 - City of Beaumont ADA Improvements
IDIS Activity: 6604 - 5.BEA.45-21 - City of Beaumont ADA Improvements
Status: Open **Objective:** Create suitable living environments
Location: 550 E 6th St Beaumont Avenue and 6th Street Beaumont, CA 92223-2253 **Outcome:** Sustainability
Matrix Code: Other Public Improvements Not Listed **National Objective:** LMA

Activity to prevent, prepare for, and respond to Coronavirus: No
Initial Funding Date: 11/15/2021

Description:
The City of Beaumont will use CDBG for the construction of sidewalk, curb, and gutter improvements along east and west sides of Beaumont Avenue, and north of 6th Street, in order to

Financing

	Fund Type	Grant Year	Grant	Funded Amount	Drawn In Program Year	Drawn Thru Program Year
CDBG	EN	2018	B18UC060506	\$5,000.00	\$154.13	\$207.75
		2021	B21UC060506	\$154,769.00	\$0.00	\$0.00
Total	Total			\$159,769.00	\$154.13	\$207.75

Proposed Accomplishments

People (General) : 1,420
Total Population in Service Area: 1,420
Census Tract Percent Low / Mod: 57.04

Annual Accomplishments

Years	Accomplishment Narrative	# Benefitting
--------------	---------------------------------	----------------------

2021	2021 funding \$154,769. 12.15.2021 reprog \$5,000 from unencumbered for ADC, funding increased \$159,769. The project is 0% complete. The City of Beaumont will construct sidewalk and curb and gutter improvements along the east and west of Beaumont Avenue, and north of 6th Street, in order to improve pedestrian safety and ADA accessibility for the purpose of creating a suitable living environment. CDBG funds will be used for project management, compliance, design, and construction costs.	
------	---	--

2022	Project is 0% complete. The City of Beaumont will construct sidewalk and curb and gutter improvements along the east and west of Beaumont Avenue, and north of 6th Street, in order to improve pedestrian safety and ADA accessibility for the purpose of creating a suitable living environment. CDBG funds will be used for project management, compliance, design, and construction costs.	
------	---	--

PGM Year: 2021
Project: 0076 - 5.CM.01-21 - Norton Younglove Senior Center ADA Improvements
IDIS Activity: 6605 - 5.CM.01-21 - Norton Younglove Senior Center ADA Improvements
Status: Completed 5/30/2023 7:10:27 PM **Objective:** Create suitable living environments
Location: 908 Park Ave Calimesa, CA 92320-1148 **Outcome:** Availability/accessibility
Matrix Code: Senior Centers (03A) **National Objective:** LMC

Activity to prevent, prepare for, and respond to Coronavirus: No

Initial Funding Date: 11/15/2021

Description:

The City of Calimesa will use CDBG funds for ADA upgrades to the Norton Younglove Senior Center.

Financing

	Fund Type	Grant Year	Grant	Funded Amount	Drawn In Program Year	Drawn Thru Program Year
CDBG	EN	2018	B18UC060506	\$4,131.68	\$1,990.35	\$4,131.68
		2021	B21UC060506	\$46,067.70	\$46,067.70	\$46,067.70
Total	Total			\$50,199.38	\$48,058.05	\$50,199.38

Proposed Accomplishments

Public Facilities : 1,000

Actual Accomplishments

<i>Number assisted:</i>	Owner		Renter		Total		Person	
	Total	Hispanic	Total	Hispanic	Total	Hispanic	Total	Hispanic
White:	0	0	0	0	0	0	1,345	133
Black/African American:	0	0	0	0	0	0	0	0
Asian:	0	0	0	0	0	0	26	0
American Indian/Alaskan Native:	0	0	0	0	0	0	0	0
Native Hawaiian/Other Pacific Islander:	0	0	0	0	0	0	0	0
American Indian/Alaskan Native & White:	0	0	0	0	0	0	0	0
Asian White:	0	0	0	0	0	0	0	0
Black/African American & White:	0	0	0	0	0	0	0	0
American Indian/Alaskan Native & Black/African American:	0	0	0	0	0	0	0	0
Other multi-racial:	0	0	0	0	0	0	46	0
Asian/Pacific Islander:	0	0	0	0	0	0	0	0
Hispanic:	0	0	0	0	0	0	0	0
Total:	0	0	0	0	0	0	1,417	133
Female-headed Households:	0		0		0			

Income Category:

	Owner	Renter	Total	Person
Extremely Low	0	0	0	0
Low Mod	0	0	0	1,417
Moderate	0	0	0	0
Non Low Moderate	0	0	0	0
Total	0	0	0	1,417
Percent Low/Mod				100.0%

Annual Accomplishments

Years	Accomplishment Narrative	# Benefitting
--------------	---------------------------------	----------------------

Black/African American:	0	0	0	0	0	0	0	0
Asian:	0	0	0	0	0	0	0	0
American Indian/Alaskan Native:	0	0	0	0	0	0	0	0
Native Hawaiian/Other Pacific Islander:	0	0	0	0	0	0	0	0
American Indian/Alaskan Native & White:	0	0	0	0	0	0	0	0
Asian White:	0	0	0	0	0	0	1	1
Black/African American & White:	0	0	0	0	0	0	0	0
American Indian/Alaskan Native & Black/African American:	0	0	0	0	0	0	0	0
Other multi-racial:	0	0	0	0	0	0	4	0
Asian/Pacific Islander:	0	0	0	0	0	0	0	0
Hispanic:	0	0	0	0	0	0	0	0
Total:	0	0	0	0	0	0	6	2
Female-headed Households:	0		0		0			

Income Category:

	Owner	Renter	Total	Person
Extremely Low	0	0	0	0
Low Mod	0	0	0	6
Moderate	0	0	0	0
Non Low Moderate	0	0	0	0
Total	0	0	0	6
Percent Low/Mod				100.0%

Annual Accomplishments

Years	Accomplishment Narrative	# Benefitting
2021	12.7.2021 per city add project, reprog \$22,650.00 from idis#6598, funding increased to \$22,650.00. 4.15.2022 per city request, reprog \$21,120 to idis#6598, funding decreased to \$1,530.00. Project 100% complete. Boys and Girls Club scholarships were provided to 6 children from low-income families. By providing the opportunity to access after-school services, such as homework assistance, recreation, and arts and crafts for the purpose of creating a suitable living environment, the project met the national objective of benefiting 6 low-income children. Boys and Girls club of Coachella valley was unable to meet the proposed number of clients due to the COVID-19 restrictions.	

PGM Year:	2021
Project:	0080 - 1.119-21 - Lakeland Village Road Improvement
IDIS Activity:	6615 - 1.119-21 - Lakeland Village Road Improvement
Status:	Completed 1/25/2023 6:10:06 PM
Location:	Blackwell Blvd. Lakeland Village, CA 92530
Objective:	Create suitable living environments
Outcome:	Sustainability
Matrix Code:	Street Improvements (03K)
National Objective:	LMA

Activity to prevent, prepare for, and respond to Coronavirus: No

Initial Funding Date: 03/18/2022

Description:

The Riverside County Transportation Department will utilize CDBG funding to pay costs associated with street improvements at Blackwell Blvd.

Financing

Fund Type	Grant Year	Grant	Funded Amount	Drawn In Program Year	Drawn Thru Program Year
-----------	------------	-------	---------------	-----------------------	-------------------------

CDBG	EN	2016	B16UC060506	\$138.48	\$0.00	\$138.48
		2021	B21UC060506	\$86,000.00	\$0.00	\$86,000.00
Total	Total			\$86,138.48	\$0.00	\$86,138.48

Proposed Accomplishments

People (General) : 11,990
 Total Population in Service Area: 2,310
 Census Tract Percent Low / Mod: 56.93

Annual Accomplishments

Years	Accomplishment Narrative	# Benefitting
2021	New project added, BOS approved on 3.8.2022. 3.18.2022 reprog \$86,000 from unencumbered, funding increased to \$86,000. 3.24.2022 reprog \$5,000 for ADC from unencumbered, funding increased to \$91,000.	
2022	1.6.2023 reprog \$4,861.52 unused ADC to unencumbered, funding decreased to \$86,138.48. This project is 100% complete. CDBG funds were used by the County to pay costs associated with street improvements at Blackwell Blvd. in the unincorporated community of Lakeland Village. Improvements include re-grading the existing road, curb, and gutter work, paving, adding concrete channel and rock channel, replacing fencing, and other related costs for improvements. Eligible costs include materials, environmental, right-of-way negotiations/coordination, construction, installation, and project administration.	

PGM Year:	2021
Project:	0081 - 1.120-21 - Lakeland Village Community Center Improvement Project Phase II
IDIS Activity:	6616 - 1.120-21 - Lakeland Village Community Center Improvement Project Phase II
Status:	Open
Location:	3133 Mission Inn Ave Riverside, CA 92507-4138
Objective:	Create suitable living environments
Outcome:	Sustainability
Matrix Code:	Neighborhood Facilities (03E)
National Objective:	LMA

Activity to prevent, prepare for, and respond to Coronavirus: No

Initial Funding Date: 03/23/2022

Description:

The Riverside County Department of Facilities will use CDBG funds to pay for costs associated with improvements and upgrades to the Lakeland Village Community Center.

Financing

	Fund Type	Grant Year	Grant	Funded Amount	Drawn In Program Year	Drawn Thru Program Year
CDBG	EN	2016	B16UC060506	\$4,602.18	\$3,166.43	\$4,602.18
		2019	B19UC060506	\$114,400.00	\$106,203.09	\$107,945.59
	PI			\$600.00	\$0.00	\$600.00
Total	Total			\$119,602.18	\$109,369.52	\$113,147.77

Proposed Accomplishments

Public Facilities : 14,430
 Total Population in Service Area: 13,515
 Census Tract Percent Low / Mod: 56.90

Annual Accomplishments

Years	Accomplishment Narrative	# Benefitting
-------	--------------------------	---------------

2021 New project added, BOS approved on 3.8.2022. 3.23.2022 reprog \$115,000 from unencumbered, funding increased to \$115,000. 3.24.2022 reprog \$5,000 for ADC from unencumbered, funding increased to \$120,000. 7.20.2022 decreased PI \$600.00, increased EN same amount, funding remains the same at \$120,000. This project is 3% complete. The Riverside County Facilities Management department is using CDBG funds to pay for costs associated with improvements and upgrades to the Lakeland Village Community Center. Improvements include permanent shade structures, lighting, and other improvements as needed. Eligible costs include engineering, materials, manufacturing, installation, construction, and project administration.

2022 1.6.2023 reprog \$397.82 unused ADC to unencumbered, funding decreased to \$119,602.18. This project is 95% complete and is in the closing stage, pending final payments and NOC. The Riverside County Facilities Management Department used CDBG funds to pay for costs associated with improvements and upgrades to the Lakeland Village Community Center. Improvements include permanent shade structures, lighting, and other improvements as needed. Eligible costs include engineering, materials, manufacturing, installation, construction, and project administration. Once complete the project will create a suitable living environments through sustainability.

PGM Year: 2021
Project: 0006 - 9.216-21 - CDBG Program Administration
IDIS Activity: 6617 - 9.216-21-1 - 20% PI CDBG Admin
Status: Completed 8/26/2022 5:23:13 PM
Location: ,
Objective:
Outcome:
Matrix Code: General Program Administration (21A) **National Objective:**

Activity to prevent, prepare for, and respond to Coronavirus: No
Initial Funding Date: 03/31/2022

Description:
 CDBG annual administration funding includes 20% of program income received during the program year and is used to provide staffing and overall program management, coordination,

Financing

	Fund Type	Grant Year	Grant	Funded Amount	Drawn In Program Year	Drawn Thru Program Year
CDBG	PI			\$900.55	\$0.00	\$900.55
Total	Total			\$900.55	\$0.00	\$900.55

Proposed Accomplishments

Actual Accomplishments

	Owner		Renter		Total		Person	
	Total	Hispanic	Total	Hispanic	Total	Hispanic	Total	Hispanic
<i>Number assisted:</i>								
White:					0	0		
Black/African American:					0	0		
Asian:					0	0		
American Indian/Alaskan Native:					0	0		
Native Hawaiian/Other Pacific Islander:					0	0		
American Indian/Alaskan Native & White:					0	0		
Asian White:					0	0		
Black/African American & White:					0	0		
American Indian/Alaskan Native & Black/African American:					0	0		
Other multi-racial:					0	0		

Asian/Pacific Islander: 0 0
 Hispanic: 0 0
Total: 0 0 0 0 0 0 0 0
 Female-headed Households: 0

Income Category:

	Owner	Renter	Total	Person
Extremely Low			0	
Low Mod			0	
Moderate			0	
Non Low Moderate			0	
Total	0	0	0	0
Percent Low/Mod				

Annual Accomplishments

No data returned for this view. This might be because the applied filter excludes all data.

PGM Year: 2021
Project: 0082 - 5.110-21 - Whitewater Community Road Improvements
IDIS Activity: 6619 - 5.110-21 - Whitewater Community Road Improvements
Status: Completed 1/26/2023 1:22:45 PM **Objective:** Create suitable living environments
Location: 4080 Lemon St Various Locations in Whitewater, CA **Outcome:** Sustainability
 Riverside, CA 92501-3609 **Matrix Code:** Street Improvements (03K) **National Objective:** LMA

Activity to prevent, prepare for, and respond to Coronavirus: No

Initial Funding Date: 04/13/2022

Description:

The County of Riverside, Department of Transportation, will use CDBG funds for the design and construction of road improvements (30' width) within the community of Whitewater for the

Financing

	Fund Type	Grant Year	Grant	Funded Amount	Drawn In Program Year	Drawn Thru Program Year
CDBG	EN	2018	B18UC060506	\$851.05	\$94.19	\$851.05
		2021	B21UC060506	\$1,200,000.00	\$0.00	\$1,200,000.00
Total	Total			\$1,200,851.05	\$94.19	\$1,200,851.05

Proposed Accomplishments

People (General) : 905
 Total Population in Service Area: 905
 Census Tract Percent Low / Mod: 75.69

Annual Accomplishments

Years	Accomplishment Narrative	# Benefitting
-------	--------------------------	---------------

2021 4.13.2022 2021-2022 Back-up project, reprog \$1,200,000 from unencumbered, funding increased to \$1,200,000. 4.15.2022 reprog \$2,000 from unencumbered for ADC, funding increased to \$1,202,000. This project is 95% complete. The County of Riverside, Department of Transportation, will use CDBG funds for the design and construction of road improvements (30' width) within the community of Whitewater for the following: Desert View Avenue between Mesquite Road & Amethyst Drive; Joshua Road between Tamarack Road & Amethyst; Sagebrush Avenue between Haugen-Lehman Way & Mesquite Road; Cactus Court between Chollo Road and Desert View Avenue; Amethyst Drive between Haugen-Lehman Way and Desert View Avenue. All of the streets are paved, with 8 asphalt berm and we are finishing up the asphalt driveway approaches. The County has completed construction for the Amethyst Drive, Cactus Court, Desert View Drive, Joshua Road, and Sagebrush Avenue. The streets were paved prior to the County reconstructing them but, were in very poor condition. The County crews pulverized the existing asphalt, utilizing the pulverized material as a sub-base material and then repaved the new roads to a thickness of .35.

2022 11.16.2022 reprog \$1,148.95 unused ADC to unencumbered, funding decreased to \$1,200,851.05. This project is 100% complete. The County of Riverside, Department of Transportation used CDBG funds for the design and construction of road improvements (30' width) within the community of Whitewater for the following: Desert View Avenue between Mesquite Road & Amethyst Drive; Joshua Road between Tamarack Road & Amethyst; Sagebrush Avenue between Haugen-Lehman Way & Mesquite Road; Cactus Court between Chollo Road and Desert View Avenue; Amethyst Drive between Haugen-Lehman Way and Desert View Avenue. All of the streets have been paved, with an 8 asphalt berm and we are finishing up the asphalt driveway approaches. The County has completed construction for the improvements to Amethyst Drive, Cactus Court, Desert View Drive, Joshua Road, and Sagebrush Avenue. The County crews pulverized the existing asphalt, utilizing the pulverized material as a sub-base material, and then repaved the new roads to a thickness of .35.

PGM Year:	2021		
Project:	0083 - 1.121-21 - Mead Valley Community Center Improvement Project		
IDIS Activity:	6623 - 1.121-21 - Mead Valley Community Center Improvement Project		
Status:	Open	Objective:	Create suitable living environments
Location:	21091 Rider St Ste 102 Perris, CA 92570-8808	Outcome:	Availability/accessibility
		Matrix Code:	Neighborhood Facilities (03E) National Objective: LMA

Activity to prevent, prepare for, and respond to Coronavirus: No

Initial Funding Date: 05/05/2022

Description:

The Riverside County Department of Facilities Management (FM-PMO) will use Community Development Block Grant (CDBG) funds to pay for the costs of replacing the flooring at the Mead

Financing

	Fund Type	Grant Year	Grant	Funded Amount	Drawn In Program Year	Drawn Thru Program Year
CDBG	EN	2018	B18UC060506	\$30,000.00	\$16,326.81	\$16,326.81
		2019	B19UC060506	\$2,000.00	\$188.39	\$875.39
Total	Total			\$32,000.00	\$16,515.20	\$17,202.20

Proposed Accomplishments

- Public Facilities : 33,450
- Total Population in Service Area: 39,160
- Census Tract Percent Low / Mod: 54.06

Annual Accomplishments

<u>Years</u>	<u>Accomplishment Narrative</u>	<u># Benefitting</u>
--------------	---------------------------------	----------------------

2021 5.5.2022 reprog \$30,000 from idis#6246, funding increased to \$30,000. 5.10.2022 reprog \$2,000 from unencumbered for ADC, funding increased to \$32,000. This project is 2% complete. The Riverside County Department of Facilities Management (FM-PMO) is using Community Development Block Grant (CDBG) funds to pay for costs of replacing the flooring the Mead Valley Community Center. Eligible costs include construction, materials, design & engineering, installation, inspections, and project administration..

2022 Project 100% Complete. The County of Riverside Department of Facilities Management completed the following improvements to the community center that serves predominantly low-income individuals, for the purpose of creating a suitable living environment. The FM department used CDBG funds to pay for costs associated with funds to pay for the costs of replacing the flooring at the Mead Valley Community Center. By providing improved access to these public facilities, these improvements met the national objective of benefiting approximately 39,160 low- to moderate-income residents in the community of Mead Valley. Leverage funding was from the FM general and non-federal funds.

PGM Year:	2021		
Project:	0084 - 1.122-21 - Good Hope Community Center Improvement Project		
IDIS Activity:	6624 - 1.122-21 - Good Hope Community Center Improvement Project		
Status:	Open	Objective:	Create suitable living environments
Location:	21565 Steele Peak Dr Perris, CA 92570-8296	Outcome:	Availability/accessibility
		Matrix Code:	Neighborhood Facilities (03E) National Objective: LMA

Activity to prevent, prepare for, and respond to Coronavirus: No

Initial Funding Date: 05/31/2022

Description:

The County of Riverside will use CDBG funds to pay costs associated with comprehensive improvements and upgrades to the Good Hope Community Center and Park.

Financing

	Fund Type	Grant Year	Grant	Funded Amount	Drawn In Program Year	Drawn Thru Program Year
CDBG	EN	2018	B18UC060506	\$8,000.00	\$4,800.62	\$8,000.00
		2020	B20UC060506	\$2,000.00	\$918.84	\$918.84
		2021	B21UC060506	\$168,000.00	\$1,201.25	\$1,201.25
Total	Total			\$178,000.00	\$6,920.71	\$10,120.09

Proposed Accomplishments

- Public Facilities : 1
- Total Population in Service Area: 26,120
- Census Tract Percent Low / Mod: 62.79

Annual Accomplishments

Years	Accomplishment Narrative	# Benefitting
2021	Project listed as a backup project in 21-22 OYAP. 5.31.2022 reprog \$168,000 from unencumbered, funding increased to \$168,000. 6.1.2022 reprog \$5,000 from unencumbered for ADC, funding increased to \$173,000. This project is 0.2% complete. The County of Riverside will utilized CDBG funds to pay costs associated with comprehensive improvements and upgrades to the Good Hope Community Center and Park. Improvements include playgrounds, play surfaces, restrooms, parking, safety & security, Americans with Disabilities Act (ACT) upgrades, landscaping, building renovations, electrical improvements, lighting, acoustical sound panels, and other enhancements. Eligible costs include construction, materials, design & engineering, inspections, and project administration.	

2022 9.30.2022 reprog \$3,000 from unencumbered for ADC, funding increased to \$176,000. 1.5.23 reprog 2,000 from unencumbered for ADC, funding increased to \$178,000. This project is 95% complete and is in the closing stage. The Riverside County Facilities Management Department used CDBG funds to pay for costs associated with improvements and upgrades to the Good Hope Community Center. Improvements include permanent shade structures, lighting, and other improvements as needed. Eligible costs include engineering, materials, manufacturing, installation, construction, and project administration. Once complete the project will create a suitable living environment through sustainability.

PGM Year:	2021				
Project:	0024 - 0.238-21 - Home Enhancement Program				
IDIS Activity:	6625 - 0.238-21-1 - Home Rehab Activity				
Status:	Open	Objective:	Provide decent affordable housing		
Location:	84365 Phoenix Ct Coachella, CA 92236-5449	Outcome:	Affordability		
		Matrix Code:	Rehab; Single-Unit Residential (14A)	National Objective:	LMH

Activity to prevent, prepare for, and respond to Coronavirus: No

Initial Funding Date: 08/15/2022

Description:

The Home Enhancement Program will use CDBG funds to pay for doors, window screen upgrades, broken garage doors, exterior lighting, and paint to the exterior of the house and attached

Financing

	Fund Type	Grant Year	Grant	Funded Amount	Drawn In Program Year	Drawn Thru Program Year
CDBG	EN	2019	B19UC060506	\$14,601.03	\$14,601.03	\$14,601.03
		2020	B20UC060506	\$9,952.00	\$4,038.97	\$4,038.97
		2021	B21UC060506	\$59.47	\$0.00	\$0.00
Total	Total			\$24,612.50	\$18,640.00	\$18,640.00

Proposed Accomplishments

Housing Units : 1

Actual Accomplishments

Number assisted:

	Owner		Renter		Total		Person	
	Total	Hispanic	Total	Hispanic	Total	Hispanic	Total	Hispanic
White:	0	0	0	0	0	0	0	0
Black/African American:	0	0	0	0	0	0	0	0
Asian:	0	0	0	0	0	0	0	0
American Indian/Alaskan Native:	0	0	0	0	0	0	0	0
Native Hawaiian/Other Pacific Islander:	0	0	0	0	0	0	0	0
American Indian/Alaskan Native & White:	0	0	0	0	0	0	0	0
Asian White:	0	0	0	0	0	0	0	0
Black/African American & White:	0	0	0	0	0	0	0	0
American Indian/Alaskan Native & Black/African American:	0	0	0	0	0	0	0	0
Other multi-racial:	0	0	0	0	0	0	0	0
Asian/Pacific Islander:	0	0	0	0	0	0	0	0
Hispanic:	0	0	0	0	0	0	0	0
Total:	0	0	0	0	0	0	0	0
Female-headed Households:	0		0		0			

Income Category:

	Owner	Renter	Total	Person
Extremely Low	0	0	0	0
Low Mod	0	0	0	0
Moderate	0	0	0	0
Non Low Moderate	0	0	0	0
Total	0	0	0	0
Percent Low/Mod				

Annual Accomplishments

Years	Accomplishment Narrative	# Benefitting
2021	8.15.2022 reprog \$40,000 from idis#6552, funding increased to \$40,000.	
2022	Housing Rehab activity is 95% complete. CDBG funds have been used to pay for costs associated with replacement of windows and screens, doors, a sliding door, a garage door, exterior lighting and painting the exterior of the house. The contractor miscalculated and we are currently waiting for the arrival of one window and after that the project will be complete. This activity aims to improve one (1) residential structure and met the national objective of benefiting a low-moderate income household in the City of Coachella.	
2023	8.24.2023 reprog \$15,387.50 to IDIS#6646, funding decreased to \$24,612.50.	

PGM Year:	2021
Project:	0024 - 0.238-21 - Home Enhancement Program
IDIS Activity:	6626 - 0.238-21-2- Home Rehab Activity
Status:	Open
Location:	91305 6th Street Mecca, CA 92254
Objective:	Provide decent affordable housing
Outcome:	Affordability
Matrix Code:	Rehab; Single-Unit Residential (14A)
National Objective:	LMH

Activity to prevent, prepare for, and respond to Coronavirus: No

Initial Funding Date: 08/16/2022

Description:

The Home Enhancement Program will use CDBG funds to pay for minor roof repairs, doors, and window screens, replace fencing, replace the shed for the water heater, and exterior lighting and

Financing

	Fund Type	Grant Year	Grant	Funded Amount	Drawn In Program Year	Drawn Thru Program Year
CDBG	EN	2020	B20UC060506	\$1,166.00	\$0.00	\$0.00
		2021	B21UC060506	\$40,000.00	\$38,027.50	\$38,027.50
		2022	B22UC060506	\$8,684.00	\$0.00	\$0.00
Total	Total			\$49,850.00	\$38,027.50	\$38,027.50

Proposed Accomplishments

Housing Units : 1

Actual Accomplishments

	Owner	Renter	Total	Person
Number assisted:				

	Total	Hispanic	Total	Hispanic	Total	Hispanic	Total	Hispanic
White:	0	0	0	0	0	0		0
Black/African American:	0	0	0	0	0	0	0	0
Asian:	0	0	0	0	0	0	0	0
American Indian/Alaskan Native:	0	0	0	0	0	0	0	0
Native Hawaiian/Other Pacific Islander:	0	0	0	0	0	0	0	0
American Indian/Alaskan Native & White:	0	0	0	0	0	0	0	0
Asian White:	0	0	0	0	0	0	0	0
Black/African American & White:	0	0	0	0	0	0	0	0
American Indian/Alaskan Native & Black/African American:	0	0	0	0	0	0	0	0
Other multi-racial:	0	0	0	0	0	0	0	0
Asian/Pacific Islander:	0	0	0	0	0	0	0	0
Hispanic:	0	0	0	0	0	0	0	0
Total:	0	0	0	0	0	0	0	0
Female-headed Households:	0		0		0			

Income Category:

	Owner	Renter	Total	Person
Extremely Low	0	0	0	0
Low Mod	0	0	0	0
Moderate	0	0	0	0
Non Low Moderate	0	0	0	0
Total	0	0	0	0
Percent Low/Mod				

Annual Accomplishments

Years	Accomplishment Narrative	# Benefiting
2021	8.15.2022 reprog \$40,000 from idis#6552, funding increased to \$40,000.	
2022	Housing Rehab activity is 98% complete. CDBG funds have been used to pay for costs associated with roof replacement, chain link fencing, and replace the wrought iron fencing in the front yard. Replacement of windows and screens and reinstalling the security bars, replacement of the water heater shed, numbers on the house, installing a burrito drain in the driveway. We only have the final walk thru before closing this project; we plan on conducting it next week. This activity aims to improve one (1) residential structure and met the national objective of benefiting a low-moderate income household in the unincorporated area of Mecca.	
2023	8.24.2023 reprog \$9,850.00 from IDIS#6646, funding increased to \$49,850.00.	

PGM Year: 2021

Project: 0024 - 0.238-21 - Home Enhancement Program

IDIS Activity: 6627 - 0.238-21-3- Home Rehab Activity

Status: Open

Location: 98800 Yawl Ave Mecca, CA 92254-2528

Objective: Provide decent affordable housing

Outcome: Affordability

Activity to prevent, prepare for, and respond to Coronavirus: No

Initial Funding Date: 08/18/2022

Description:

The Home Enhancement Program will use CDBG Funds to pay for roof repairs, windowscreens, stairway replacement, exterior lighting, and paint to the exterior of the house.

Financing

	Fund Type	Grant Year	Grant	Funded Amount	Drawn In Program Year	Drawn Thru Program Year
CDBG	EN	2021	B21UC060506	\$40,000.00	\$26,039.05	\$26,039.05
Total	Total			\$40,000.00	\$26,039.05	\$26,039.05

Proposed Accomplishments

Housing Units : 1

Actual Accomplishments

	Owner		Renter		Total		Person	
	Total	Hispanic	Total	Hispanic	Total	Hispanic	Total	Hispanic
<i>Number assisted:</i>								
White:	0	0	0	0	0	0	0	0
Black/African American:	0	0	0	0	0	0	0	0
Asian:	0	0	0	0	0	0	0	0
American Indian/Alaskan Native:	0	0	0	0	0	0	0	0
Native Hawaiian/Other Pacific Islander:	0	0	0	0	0	0	0	0
American Indian/Alaskan Native & White:	0	0	0	0	0	0	0	0
Asian White:	0	0	0	0	0	0	0	0
Black/African American & White:	0	0	0	0	0	0	0	0
American Indian/Alaskan Native & Black/African American:	0	0	0	0	0	0	0	0
Other multi-racial:	0	0	0	0	0	0	0	0
Asian/Pacific Islander:	0	0	0	0	0	0	0	0
Hispanic:	0	0	0	0	0	0	0	0
Total:	0	0	0	0	0	0	0	0

Female-headed Households:

Total	0	0	0
-------	---	---	---

Income Category:

	Owner	Renter	Total	Person
Extremely Low	0	0	0	0
Low Mod	0	0	0	0
Moderate	0	0	0	0
Non Low Moderate	0	0	0	0
Total	0	0	0	0
Percent Low/Mod				

Annual Accomplishments

Years	Accomplishment Narrative	# Benefitting
-------	--------------------------	---------------

2021 8.18.2022 reprog \$40,000 from idis#6552, funding increased to \$40,000. Housing Rehab activity is 30% complete. CDBG funds have been used to pay for costs associated with stucco repair, window replacement, and exterior lighting so far. This activity aims to improve one (1) residential structure and met the national objective of benefiting a low-moderate income household in the unincorporated area of Mecca/ North Shore.

2022 Housing Rehab activity is 30% complete. CDBG funds will be used to pay for costs associated with stucco repair, window replacement, and exterior lighting so far. This activity aims to improve one (1) residential structure and met the national objective of benefiting a low-moderate income household in the unincorporated area of Mecca/ North Shore.

PGM Year: 2022
Project: 0006 - 9.225-22 - CDBG Program Administration
IDIS Activity: 6629 - 9.225-22 - CDBG Program Administration
 Status: Open Objective:
 Location: , Outcome:
 Matrix Code: General Program Administration (21A) National Objective:

Activity to prevent, prepare for, and respond to Coronavirus: No

Initial Funding Date: 11/07/2022

Description:

CDBG administration funding provides staffing and overall program management, coordination, monitoring, and evaluation of the CDBG program.

Financing

	Fund Type	Grant Year	Grant	Funded Amount	Drawn In Program Year	Drawn Thru Program Year
CDBG	EN	2022	B22UC060506	\$1,315,104.00	\$140,000.00	\$140,000.00
Total	Total			\$1,315,104.00	\$140,000.00	\$140,000.00

Proposed Accomplishments

Actual Accomplishments

	Owner		Renter		Total		Person	
	Total	Hispanic	Total	Hispanic	Total	Hispanic	Total	Hispanic
<i>Number assisted:</i>								
White:					0	0		
Black/African American:					0	0		
Asian:					0	0		
American Indian/Alaskan Native:					0	0		
Native Hawaiian/Other Pacific Islander:					0	0		
American Indian/Alaskan Native & White:					0	0		
Asian White:					0	0		
Black/African American & White:					0	0		
American Indian/Alaskan Native & Black/African American:					0	0		
Other multi-racial:					0	0		
Asian/Pacific Islander:					0	0		
Hispanic:					0	0		
Total:	0	0	0	0	0	0	0	0
Female-headed Households:					0			

American Indian/Alaskan Native & Black/African American:	0	0	0	0	0	0	0	0
Other multi-racial:	0	0	0	0	0	0	0	0
Asian/Pacific Islander:	0	0	0	0	0	0	0	0
Hispanic:	0	0	0	0	0	0	0	0
Total:	0	0	0	0	0	0	0	0

Female-headed Households: 0 0 0

Income Category:

	Owner	Renter	Total	Person
Extremely Low	0	0	0	0
Low Mod	0	0	0	0
Moderate	0	0	0	0
Non Low Moderate	0	0	0	0
Total	0	0	0	0
Percent Low/Mod				

Annual Accomplishments

Years	Accomplishment Narrative	# Benefitting
2022	22-23 funding \$376,977. 12.20.22 reprog \$200,000 to unencumbered ADC and \$176,977 to unencumbered, per HUD cannot hold funding in a pass-thru project, funding reduced to \$0, project canceled.	

PGM Year:	2022
Project:	0010 - 9.229-22 - Riverside County Youth Commission - Youth Advisory Council
IDIS Activity:	6633 - 9.229-22 - Riverside County Youth Commission - Youth Advisory Council
Status:	Completed 7/7/2023 5:21:41 PM
Location:	1325 Spruce St 930 N. State Street, Hemet, CA 92543 Riverside, CA 92507-0502
Objective:	Create suitable living environments
Outcome:	Availability/accessibility
Matrix Code:	Other Public Services Not Listed in 05A- National Objective: LMC

Activity to prevent, prepare for, and respond to Coronavirus: No

Initial Funding Date: 11/07/2022

Description:

The California Family Life Center, a nonprofit organization in partnership with the County of Riverside, will use CDBG funds for the Youth Commission Youth Advisory Council (YAC) program.

Financing

	Fund Type	Grant Year	Grant	Funded Amount	Drawn In Program Year	Drawn Thru Program Year
CDBG	EN	2016	B16UC060506	\$30,201.88	\$30,201.88	\$30,201.88
		2022	B22UC060506	\$37,651.14	\$37,651.14	\$37,651.14
	PI			\$7,146.98	\$7,146.98	\$7,146.98
Total	Total			\$75,000.00	\$75,000.00	\$75,000.00

Proposed Accomplishments

People (General) : 100

Actual Accomplishments

<i>Number assisted:</i>	Owner		Renter		Total		Person	
	Total	Hispanic	Total	Hispanic	Total	Hispanic	Total	Hispanic

White:	0	0	0	0	0	0	76	55
Black/African American:	0	0	0	0	0	0	26	2
Asian:	0	0	0	0	0	0	1	0
American Indian/Alaskan Native:	0	0	0	0	0	0	0	0
Native Hawaiian/Other Pacific Islander:	0	0	0	0	0	0	1	1
American Indian/Alaskan Native & White:	0	0	0	0	0	0	2	2
Asian White:	0	0	0	0	0	0	5	0
Black/African American & White:	0	0	0	0	0	0	2	0
American Indian/Alaskan Native & Black/African American:	0	0	0	0	0	0	1	0
Other multi-racial:	0	0	0	0	0	0	10	0
Asian/Pacific Islander:	0	0	0	0	0	0	0	0
Hispanic:	0	0	0	0	0	0	0	0
Total:	0	0	0	0	0	0	124	60
Female-headed Households:	0		0		0			

Income Category:

	Owner	Renter	Total	Person
Extremely Low	0	0	0	0
Low Mod	0	0	0	113
Moderate	0	0	0	8
Non Low Moderate	0	0	0	3
Total	0	0	0	124
Percent Low/Mod				97.6%

Annual Accomplishments

Years	Accomplishment Narrative	# Benefiting
2022	22-23 funding \$75,000. 6.15.2023 decreased PI by \$7,146.98, increased EN same amount, and funding remains the same at \$75,000. Project 100% complete. CDBG funds were provided to the California Family Life Center, a nonprofit organization, to pay for costs associated with the Youth Advisory Council (YAC) Program Coordinator. The YAC is dedicated to empowering, improving, and connecting the lives of Riverside County youth. By providing availability and accessibility to this program, the Sponsor met the national objective of benefiting 124 low- to moderate-income individuals.	

PGM Year:	2022		
Project:	0011 - 9.230-22 - Community Enhancement Program		
IDIS Activity:	6634 - 9.230-22 - Community Enhancement Program		
Status:	Open	Objective:	Create suitable living environments
Location:	3403 10th St Countywide Riverside, CA 92501-3670	Outcome:	Availability/accessibility
		Matrix Code:	Neighborhood Cleanups (05V)
		National Objective:	LMA

Activity to prevent, prepare for, and respond to Coronavirus: No

Initial Funding Date: 11/07/2022

Description:

As an extension to the County's CDBG-funded Code Enforcement activities, Riverside County HWS will use CDBG funds for community group-coordinated events and property clean-ups in

Asian:	0	0	0	0	0	0	0	0
American Indian/Alaskan Native:	0	0	0	0	0	0	0	0
Native Hawaiian/Other Pacific Islander:	0	0	0	0	0	0	0	0
American Indian/Alaskan Native & White:	0	0	0	0	0	0	0	0
Asian White:	0	0	0	0	0	0	0	0
Black/African American & White:	0	0	0	0	0	0	0	0
American Indian/Alaskan Native & Black/African American:	0	0	0	0	0	0	0	0
Other multi-racial:	0	0	0	0	0	0	0	0
Asian/Pacific Islander:	0	0	0	0	0	0	0	0
Hispanic:	0	0	0	0	0	0	0	0
Total:	0	0	0	0	0	0	0	0

Female-headed Households: 0 0 0

Income Category:

	Owner	Renter	Total	Person
Extremely Low	0	0	0	0
Low Mod	0	0	0	0
Moderate	0	0	0	0
Non Low Moderate	0	0	0	0
Total	0	0	0	0
Percent Low/Mod				

Annual Accomplishments

Years	Accomplishment Narrative	# Benefitting
2022	22-23 funding \$400,000. 12.15.2022 reprog \$545,406.60 from idis#6541, funding increased to \$945,406.60. 12.15.2022 reprog \$250,000 to idis#6703 for ADC, funding decreased to \$695,406.60. 1.11.2023 reprog \$40,000 to idis#6704 (new rehab setup), funding decreased to \$655,406.60. 1.11.2023 reprog \$40,000 to idis#6705 (new rehab setup), funding decreased to \$615,406.60. 1.11.2023 reprog \$40,000 to idis#6706 (new rehab setup), funding decreased to \$575,406.60. 3.2.2023 reprog \$12,911.00 from idis#6519, funding increased to \$588,317.60. 3.2.2023 reprog \$40,000 to idis#6722 (new rehab setup), funding decreased to \$548,317.60. 4.24.2023 reprog \$40,000 to idis#6726 (new rehab activity), funding decreased to \$508,317.60. 4.25.2023 reprog \$40,000 to idis#6727 (new rehab activity), funding decreased \$468,317.60. 4.25.2023 reprog \$40,000 to idis#6635 (new rehab activity), funding decreased to \$428,317.60. 5.5.2023 reprog \$83,340. from idis#6687 (City of Blythe), funding increased to \$511,657.60. Accomplishments reported under idis# 6704, 6722, 6705, 6706, 6726, 6727, and 6728.	

PGM Year:	2022	
Project:	0013 - 0.240-22 - Care-A-Van Transit	
IDIS Activity:	6637 - 0.240-22 - Care-A-Van Transit	
Status:	Completed 5/31/2023 1:25:53 PM	Objective: Create suitable living environments
Location:	749 N State St Hemet, CA 92543-1402	Outcome: Availability/accessibility
		Matrix Code: Other Public Services Not Listed in 05A- National Objective: LMC

Activity to prevent, prepare for, and respond to Coronavirus: No

Initial Funding Date: 11/07/2022

Description:

Care-A-Van provides transportation services for low-income elderly and permanently disabled individuals to and from medical appointments, social service agencies, and other necessary

Financing

	Fund Type	Grant Year	Grant	Funded Amount	Drawn In Program Year	Drawn Thru Program Year
CDBG	EN	2016	B16UC060506	\$10,723.00	\$10,723.00	\$10,723.00
Total	Total			\$10,723.00	\$10,723.00	\$10,723.00

Proposed Accomplishments

People (General) : 425

Actual Accomplishments

	Owner		Renter		Total		Person	
	Total	Hispanic	Total	Hispanic	Total	Hispanic	Total	Hispanic
<i>Number assisted:</i>								
White:	0	0	0	0	0	0	263	67
Black/African American:	0	0	0	0	0	0	56	1
Asian:	0	0	0	0	0	0	15	1
American Indian/Alaskan Native:	0	0	0	0	0	0	5	3
Native Hawaiian/Other Pacific Islander:	0	0	0	0	0	0	2	0
American Indian/Alaskan Native & White:	0	0	0	0	0	0	5	4
Asian White:	0	0	0	0	0	0	2	0
Black/African American & White:	0	0	0	0	0	0	1	0
American Indian/Alaskan Native & Black/African American:	0	0	0	0	0	0	2	0
Other multi-racial:	0	0	0	0	0	0	45	0
Asian/Pacific Islander:	0	0	0	0	0	0	0	0
Hispanic:	0	0	0	0	0	0	0	0
Total:	0	0	0	0	0	0	396	76
Female-headed Households:	0		0		0			

Income Category:

	Owner	Renter	Total	Person
Extremely Low	0	0	0	0
Low Mod	0	0	0	396
Moderate	0	0	0	0
Non Low Moderate	0	0	0	0
Total	0	0	0	396
Percent Low/Mod				100.0%

Annual Accomplishments

Years	Accomplishment Narrative	# Benefitting
2022	22-23 funding \$10,723. Care-A-Van Transit program provided transportation services to the elderly and permanently disabled individuals who live in the Hemet and San Jacinto area, for the purpose of creating a suitable living environment. Care-A-Van Transit used CDBG funds to pay for staff salaries (direct cost). By providing access to these members of the community Care-A-Van Transit met the national objective of benefiting 396 senior and disabled residents in the community of Hemet/San Jacinto.	

PGM Year:	2022
Project:	0014 - 0.241-22 - Kin Care
IDIS Activity:	6638 - 0.241-22 - Kin Care

Status: Completed 6/7/2023 5:01:34 PM
 Location: 547 N San Jacinto St Hemet, CA 92543-3107

Objective: Create suitable living environments
 Outcome: Availability/accessibility
 Matrix Code: Other Public Services Not Listed in 05A- National Objective: LMC

Activity to prevent, prepare for, and respond to Coronavirus: No

Initial Funding Date: 11/07/2022

Description:

Kin Care provides comprehensive needs assessment for individuals and families to allow children to remain within their extended family and not be placed in the foster care system.

Financing

	Fund Type	Grant Year	Grant	Funded Amount	Drawn In Program Year	Drawn Thru Program Year
CDBG	EN	2022	B22UC060506	\$19,000.00	\$19,000.00	\$19,000.00
Total	Total			\$19,000.00	\$19,000.00	\$19,000.00

Proposed Accomplishments

People (General) : 525

Actual Accomplishments

	Owner		Renter		Total		Person	
	Total	Hispanic	Total	Hispanic	Total	Hispanic	Total	Hispanic
Number assisted:								
White:	0	0	0	0	0	0	281	190
Black/African American:	0	0	0	0	0	0	62	12
Asian:	0	0	0	0	0	0	2	0
American Indian/Alaskan Native:	0	0	0	0	0	0	5	5
Native Hawaiian/Other Pacific Islander:	0	0	0	0	0	0	0	0
American Indian/Alaskan Native & White:	0	0	0	0	0	0	13	13
Asian White:	0	0	0	0	0	0	3	0
Black/African American & White:	0	0	0	0	0	0	31	14
American Indian/Alaskan Native & Black/African American:	0	0	0	0	0	0	0	0
Other multi-racial:	0	0	0	0	0	0	0	0
Asian/Pacific Islander:	0	0	0	0	0	0	0	0
Hispanic:	0	0	0	0	0	0	0	0
Total:	0	0	0	0	0	0	397	234
Female-headed Households:	0		0		0			

Income Category:

	Owner	Renter	Total	Person
Extremely Low	0	0	0	0
Low Mod	0	0	0	193
Moderate	0	0	0	92
Non Low Moderate	0	0	0	112
Total	0	0	0	397
Percent Low/Mod				71.8%

Annual Accomplishments

Years	Accomplishment Narrative	# Benefitting
-------	--------------------------	---------------

2022 22-23 funding \$19,000. Project complete as of 06/05/2023. Kin Care provided new access services to 397 fosters children so that they remain within their extended family and not enter the foster care system. The services included a comprehensive needs assessment for individuals and families in order to allow children to remain within their extended family. The services are provided to qualified presumed low-mod clientele for the purpose of creating a suitable living environment. CDBG funds were used to cover the costs associated with operating the program, staff salaries (direct cost), and supplies.

PGM Year: 2022
Project: 0015 - 0.242-22 - Operation School Bell
IDIS Activity: 6639 - 0.242-22 - Operation School Bell
Status: Completed 5/10/2023 7:21:30 PM **Objective:** Create suitable living environments
Location: 28720 Via Montezuma Temecula, CA 92590-2510 **Outcome:** Availability/accessibility
Matrix Code: Other Public Services Not Listed in 05A- **National Objective:** LMC

Activity to prevent, prepare for, and respond to Coronavirus: No
Initial Funding Date: 11/07/2022

Description:
 Operation School Bell will use CDBG funds to provide school supplies, new clothing, and shoes to children and youth ages 4-17 from low-income families at multiple shopping events for eligible
Financing

	Fund Type	Grant Year	Grant	Funded Amount	Drawn In Program Year	Drawn Thru Program Year
CDBG	EN	2022	B22UC060506	\$80,640.00	\$80,640.00	\$80,640.00
	PI			\$1,400.00	\$1,400.00	\$1,400.00
Total	Total			\$82,040.00	\$82,040.00	\$82,040.00

Proposed Accomplishments

People (General) : 400

Actual Accomplishments

Number assisted:

	Owner		Renter		Total		Person	
	Total	Hispanic	Total	Hispanic	Total	Hispanic	Total	Hispanic
White:	0	0	0	0	0	0	389	267
Black/African American:	0	0	0	0	0	0	158	94
Asian:	0	0	0	0	0	0	14	10
American Indian/Alaskan Native:	0	0	0	0	0	0	19	14
Native Hawaiian/Other Pacific Islander:	0	0	0	0	0	0	10	7
American Indian/Alaskan Native & White:	0	0	0	0	0	0	11	9
Asian White:	0	0	0	0	0	0	7	2
Black/African American & White:	0	0	0	0	0	0	22	17
American Indian/Alaskan Native & Black/African American:	0	0	0	0	0	0	8	3
Other multi-racial:	0	0	0	0	0	0	32	0
Asian/Pacific Islander:	0	0	0	0	0	0	0	0
Hispanic:	0	0	0	0	0	0	0	0
Total:	0	0	0	0	0	0	670	423
Female-headed Households:	0		0		0			

American Indian/Alaskan Native & White:	0	0	0	0	0	0	1	1
Asian White:	0	0	0	0	0	0	3	0
Black/African American & White:	0	0	0	0	0	0	10	1
American Indian/Alaskan Native & Black/African American:	0	0	0	0	0	0	0	0
Other multi-racial:	0	0	0	0	0	0	171	0
Asian/Pacific Islander:	0	0	0	0	0	0	0	0
Hispanic:	0	0	0	0	0	0	0	0
Total:	0	0	0	0	0	0	549	138
Female-headed Households:	0		0		0			

Income Category:

	Owner	Renter	Total	Person
Extremely Low	0	0	0	549
Low Mod	0	0	0	0
Moderate	0	0	0	0
Non Low Moderate	0	0	0	0
Total	0	0	0	549
Percent Low/Mod				100.0%

Annual Accomplishments

Years	Accomplishment Narrative	# Benefitting
2022	22-23 funding \$20,000. Project completed 06/30/2023. Safe Family Justice Centers provided referral services for victims of domestic violence. CDBG funds were used for staff salaries/benefits (direct costs). By providing services for this population, Safe Family Justice Centers met the national objective by providing 549 individuals with availability/accessibility to a suitable living environment for victims of domestic violence.	

PGM Year:	2022
Project:	0017 - 0.244-22 - Riverside County Court Appointed Special Advocate (CASA) Program
IDIS Activity:	6641 - 0.244-22 - Riverside County Court Appointed Special Advocate (CASA) Program
Status:	Completed 3/10/2023 1:42:29 PM
Location:	3867 Jurupa Ave Riverside, CA 92506-2221
Objective:	Create suitable living environments
Outcome:	Availability/accessibility
Matrix Code:	Other Public Services Not Listed in 05A- National Objective: LMC

Activity to prevent, prepare for, and respond to Coronavirus: No

Initial Funding Date: 11/07/2022

Description:

Voices for Children, Court Appointed Special Advocate (C.A.S.A.) program provides volunteers who a judge requests to represent the best interests of an abused/neglected child in court.

Financing

	Fund Type	Grant Year	Grant	Funded Amount	Drawn In Program Year	Drawn Thru Program Year
CDBG	EN	2022	B22UC060506	\$77,699.00	\$77,699.00	\$77,699.00
Total	Total			\$77,699.00	\$77,699.00	\$77,699.00

Proposed Accomplishments

People (General) : 50

Actual Accomplishments

	Owner		Renter		Total		Person	
	Total	Hispanic	Total	Hispanic	Total	Hispanic	Total	Hispanic
White:	0	0	0	0	0	0	32	18
Black/African American:	0	0	0	0	0	0	3	0
Asian:	0	0	0	0	0	0	1	1
American Indian/Alaskan Native:	0	0	0	0	0	0	0	0
Native Hawaiian/Other Pacific Islander:	0	0	0	0	0	0	0	0
American Indian/Alaskan Native & White:	0	0	0	0	0	0	0	0
Asian White:	0	0	0	0	0	0	0	0
Black/African American & White:	0	0	0	0	0	0	0	0
American Indian/Alaskan Native & Black/African American:	0	0	0	0	0	0	0	0
Other multi-racial:	0	0	0	0	0	0	3	0
Asian/Pacific Islander:	0	0	0	0	0	0	0	0
Hispanic:	0	0	0	0	0	0	0	0
Total:	0	0	0	0	0	0	39	19
Female-headed Households:	0		0		0			

Income Category:

	Owner	Renter	Total	Person
Extremely Low	0	0	0	39
Low Mod	0	0	0	0
Moderate	0	0	0	0
Non Low Moderate	0	0	0	0
Total	0	0	0	39
Percent Low/Mod				100.0%

Annual Accomplishments

Years	Accomplishment Narrative	# Benefitting
2022	22-23 funding \$77,699. The project is 100% complete as of 02/14/2023. Voices for Children assisted 39 unduplicated clients by training and matching 39 new CASA volunteers who provided advocate services to abused or neglected children through the Riverside County communities and cities. VFCs recruitment team conducted virtual presentations to interested community groups and created new partnerships. Voices for Children met the national objective by providing accessibility/availability to a suitable living environment for 39 eligible clients. The Sponsor provided trained volunteers who are requested by a judge to represent the best interests of an abused or neglected child in court. These trained volunteers independently investigate an abused child's circumstances, report findings to the Courts, monitor the delivery of services, and advocate on the child's behalf throughout the process, for the purpose of creating a suitable living environment. The Sponsor used CDBG funds to pay for staff salaries/benefits (direct costs). By providing availability and accessibility with this unique program, the Sponsor met the national objective of benefiting 28 low- to moderate-income individuals. Leveraged funding came from private and local funding.	

PGM Year:	2022
Project:	0018 - 0.245-22 - Community Food Pantry of Murrieta
IDIS Activity:	6642 - 0.245-22 - Community Food Pantry of Murrieta
Status:	Completed 6/2/2023 7:11:17 PM
Objective:	Create suitable living environments

Location: 39493 Los Alamos Rd Murrieta, CA 92563-5039

Outcome: Availability/accessibility
 Matrix Code: Food Banks (05W)

National Objective: LMC

Activity to prevent, prepare for, and respond to Coronavirus: No

Initial Funding Date: 11/08/2022

Description:

Community Food Pantry of Murrieta provides emergency assistance to homeless and low-income clients.

Financing

	Fund Type	Grant Year	Grant	Funded Amount	Drawn In Program Year	Drawn Thru Program Year
CDBG	EN	2017	B17UC060506	\$2,129.00	\$2,129.00	\$2,129.00
		2022	B22UC060506	\$38,973.00	\$38,973.00	\$38,973.00
Total	Total			\$41,102.00	\$41,102.00	\$41,102.00

Proposed Accomplishments

People (General) : 5,700

Actual Accomplishments

	Owner		Renter		Total		Person	
	Total	Hispanic	Total	Hispanic	Total	Hispanic	Total	Hispanic
<i>Number assisted:</i>								
White:	0	0	0	0	0	0	597	308
Black/African American:	0	0	0	0	0	0	63	5
Asian:	0	0	0	0	0	0	150	8
American Indian/Alaskan Native:	0	0	0	0	0	0	6	3
Native Hawaiian/Other Pacific Islander:	0	0	0	0	0	0	15	7
American Indian/Alaskan Native & White:	0	0	0	0	0	0	17	7
Asian White:	0	0	0	0	0	0	35	16
Black/African American & White:	0	0	0	0	0	0	10	0
American Indian/Alaskan Native & Black/African American:	0	0	0	0	0	0	4	4
Other multi-racial:	0	0	0	0	0	0	50	0
Asian/Pacific Islander:	0	0	0	0	0	0	0	0
Hispanic:	0	0	0	0	0	0	0	0
Total:	0	0	0	0	0	0	947	358
Female-headed Households:	0		0		0			

Income Category:

	Owner	Renter	Total	Person
Extremely Low	0	0	0	0
Low Mod	0	0	0	854
Moderate	0	0	0	64
Non Low Moderate	0	0	0	29
Total	0	0	0	947
Percent Low/Mod				96.9%

Annual Accomplishments

Years	Accomplishment Narrative	# Benefitting
-------	--------------------------	---------------

2022 22-23 funding \$38,973. 1.30.2023 reprog \$2,129.00 from unencumbered, funding increased to \$41,102. Project completed 05/31/2023. The Community Food Pantry of Murrieta provided emergency assistance to homeless and low-income clients. Clients were provided services with food and essential household items. CDBG funds were used for supplies, operating expenses, and food. The Community Food Pantry of Murrieta served 947 unduplicated participants. The sponsor indicated the duplicated numbers served in the proposed number.

PGM Year:	2022		
Project:	0019 - 0.246-22 - Camp Kids		
IDIS Activity:	6643 - 0.246-22 - Camp Kids		
Status:	Completed 5/11/2023 12:20:20 PM	Objective:	Create suitable living environments
Location:	1520 E 8th St 38755 Brookside Ave Beaumont, CA 92223-2416	Outcome:	Availability/accessibility
		Matrix Code:	Other Public Services Not Listed in 05A- National Objective: LMC

Activity to prevent, prepare for, and respond to Coronavirus: No
Initial Funding Date: 11/08/2022

Description:
 The Boys and Girls Club of San Gorgonio Pass provides after-school, summer, and winter break programs at Sundance Elementary in the summer and Brookside School during all other school

Financing

	Fund Type	Grant Year	Grant	Funded Amount	Drawn In Program Year	Drawn Thru Program Year
CDBG	EN	2022	B22UC060506	\$25,000.00	\$25,000.00	\$25,000.00
Total	Total			\$25,000.00	\$25,000.00	\$25,000.00

Proposed Accomplishments
 People (General) : 35

Actual Accomplishments

	Owner		Renter		Total		Person	
	Total	Hispanic	Total	Hispanic	Total	Hispanic	Total	Hispanic
<i>Number assisted:</i>								
White:	0	0	0	0	0	0	28	26
Black/African American:	0	0	0	0	0	0	2	0
Asian:	0	0	0	0	0	0	0	0
American Indian/Alaskan Native:	0	0	0	0	0	0	0	0
Native Hawaiian/Other Pacific Islander:	0	0	0	0	0	0	0	0
American Indian/Alaskan Native & White:	0	0	0	0	0	0	3	0
Asian White:	0	0	0	0	0	0	2	0
Black/African American & White:	0	0	0	0	0	0	0	0
American Indian/Alaskan Native & Black/African American:	0	0	0	0	0	0	0	0
Other multi-racial:	0	0	0	0	0	0	0	0
Asian/Pacific Islander:	0	0	0	0	0	0	0	0
Hispanic:	0	0	0	0	0	0	0	0
Total:	0	0	0	0	0	0	35	26

Female-headed Households: 0 0 0

Income Category:

Native Hawaiian/Other Pacific Islander:	0	0	0	0	0	0	20	1
American Indian/Alaskan Native & White:	0	0	0	0	0	0	8	0
Asian White:	0	0	0	0	0	0	18	8
Black/African American & White:	0	0	0	0	0	0	324	298
American Indian/Alaskan Native & Black/African American:	0	0	0	0	0	0	27	25
Other multi-racial:	0	0	0	0	0	0	396	0
Asian/Pacific Islander:	0	0	0	0	0	0	0	0
Hispanic:	0	0	0	0	0	0	0	0
Total:	0	0	0	0	0	0	3,545	1,850

Female-headed Households: 0 0 0

Income Category:

	Owner	Renter	Total	Person
Extremely Low	0	0	0	0
Low Mod	0	0	0	3,461
Moderate	0	0	0	46
Non Low Moderate	0	0	0	38
Total	0	0	0	3,545
Percent Low/Mod				98.9%

Annual Accomplishments

Years	Accomplishment Narrative	# Benefitting
2022	22-23 funding \$73,933. 1.5.23 decreased PI by \$24,549.00, increased EN same amount, and funding remains the same at \$73,933. 4.25.2023 reprog \$30,000 from unencumbered, funding increased to \$103,933. Project Complete 6/05/2023. Helping our People Elsinore, Inc (H.O.P.E.) provided meals and clothing to low-income families, seniors, and homeless persons in Lake Elsinore, Sedco Hills, Canyon Lake, Wildomar, and Lakeland Village areas area for the purpose of providing a suitable living environment. CDBG funds were used for consumable supplies, space costs, utilities, transportation, operational costs, and food. By providing access to these services, H.O.P.E. met the national objective of benefiting approximately 3545 low- to moderate-income individuals. Leverage funding was provided from provider funding sources and donations. Despite rising costs of food and supplies, H.O.P.E. utilizing funding from CDBG and bonus CDBG funding along with private funding and in-kind to serve additional clients.	

PGM Year:	2022
Project:	0021 - 0.248-22 - CDBG Assisted Code Enforcement
IDIS Activity:	6645 - 0.248-22 - CDBG Assisted Code Enforcement
Status:	Open
Location:	4080 Lemon St Riverside, CA 92501-3609
Objective:	Provide decent affordable housing
Outcome:	Affordability
Matrix Code:	Code Enforcement (15)
National Objective:	LMA

Activity to prevent, prepare for, and respond to Coronavirus: No

Initial Funding Date: 11/08/2022

Description:

Riverside County Code Enforcement will use CDBG funds to conduct enhanced code enforcement activities in targeted unincorporated areas.

Financing

	Fund Type	Grant Year	Grant	Funded Amount	Drawn In Program Year	Drawn Thru Program Year
CDBG	FN	2020	B20UC060506	\$75,000.00	\$75,000.00	\$75,000.00

American Indian/Alaskan Native & White:	0	0	0	0	0	0	0	0
Asian White:	0	0	0	0	0	0	0	0
Black/African American & White:	0	0	0	0	0	0	0	0
American Indian/Alaskan Native & Black/African American:	0	0	0	0	0	0	0	0
Other multi-racial:	0	0	0	0	0	0	0	0
Asian/Pacific Islander:	0	0	0	0	0	0	0	0
Hispanic:	0	0	0	0	0	0	0	0
Total:	0	0	0	0	0	0	0	0

Female-headed Households: 0 0 0

Income Category:

	Owner	Renter	Total	Person
Extremely Low	0	0	0	0
Low Mod	0	0	0	0
Moderate	0	0	0	0
Non Low Moderate	0	0	0	0
Total	0	0	0	0
Percent Low/Mod				

Annual Accomplishments

Years	Accomplishment Narrative	# Benefitting
2022	22-23 funding \$388,220. 11.17.2022 reprog \$75,000 to idis#6647, funding decreased to \$313,220. 12.15.2022 reprog \$132,582.03 from idis#6552, funding increased to \$445,802.03. 1.12.2023 reprog \$40,000 (new rehab setup) to idis#6706, funding decreased to \$405,802.03. 1.12.2023 reprog \$40,000 (new rehab setup) to idis#6708, funding decreased to \$365,802.03. 1.12.2023 reprog \$40,000 (new rehab setup) to idis#6709, funding decreased to \$325,802.03. 1.12.2023 reprog \$40,000 (new rehab setup) to idis#6710, funding decreased to \$285,802.03. 1.12.2023 reprog \$40,000 (new rehab setup) to idis#6711, funding decreased to \$245,802.03. 1.12.2023 reprog \$40,000 (new rehab setup) to idis#6712, funding decreased to \$205,802.03. 1.12.2023 reprog \$40,000 (new rehab setup) to idis#6713, funding decreased to \$165,802.03. 1.12.2023 reprog \$40,000 (new rehab setup) to idis#6714, funding decreased to \$125,802.03. 1.13.2023 reprog \$40,000 (new rehab setup) to idis#6715, funding decreased to \$85,802.03. 1.13.2023 reprog \$40,000 (new rehab setup) to idis#6716, funding decreased to \$45,802.03. 2.10.2023 reprog \$100,000 from idis#6687 (BL), funding increased to \$145,802.03. 3.2.2023 reprog \$1,166.00 from idis#6521, funding increased to \$146,968.03. 3.2.2023 reprog \$40,000 (new rehab activity), funding decreased to \$106,968.03. 4.24.2023 reprog \$50,000 (new rehab setup) to idis#6724, funding decreased to \$56,968.03. 4.24.2023 reprog \$50,000 (new rehab activity), funding decreased to \$6,968.03. Accomplishments reported under idis# 6707, 6708, 6709, 6710, 6711, 6712, 6713, 6714, 6715, 6716, 6723, and 6724. 8.15.2023 reprog \$40,000 from idis#6716, funding increased to \$46,968.03.	
2023	8.24.2023 reprog \$9,850.00 to IDIS#6626, funding decreased to \$37,118.03. 8.24.2023 reprog 15,387.50 from IDIS#6625, funding increased to \$52,505.53.	

PGM Year:	2022	
Project:	0024 - 1.125-22 - 1st District Public Facility Fund	
IDIS Activity:	6647 - 1.125-22 - 1st District Public Facility Fund	
Status:	Canceled 3/3/2023 1:11:12 PM	Objective: Create suitable living environments
Location:	3403 10th St Riverside, CA 92501-3670	Outcome: Sustainability
		Matrix Code: Other Public Improvements Not Listed
		National Objective: LMC

Activity to prevent, prepare for, and respond to Coronavirus: No

Initial Funding Date: 11/08/2022

Description:

CDBG funds will be used to construct eligible public facilities/infrastructures benefiting low- to moderate-income persons in the 1st District.

Financing

No data returned for this view. This might be because the applied filter excludes all data.

Proposed Accomplishments

People (General) : 1

Actual Accomplishments

	Owner		Renter		Total		Person	
	Total	Hispanic	Total	Hispanic	Total	Hispanic	Total	Hispanic
<i>Number assisted:</i>								
White:	0	0	0	0	0	0	0	0
Black/African American:	0	0	0	0	0	0	0	0
Asian:	0	0	0	0	0	0	0	0
American Indian/Alaskan Native:	0	0	0	0	0	0	0	0
Native Hawaiian/Other Pacific Islander:	0	0	0	0	0	0	0	0
American Indian/Alaskan Native & White:	0	0	0	0	0	0	0	0
Asian White:	0	0	0	0	0	0	0	0
Black/African American & White:	0	0	0	0	0	0	0	0
American Indian/Alaskan Native & Black/African American:	0	0	0	0	0	0	0	0
Other multi-racial:	0	0	0	0	0	0	0	0
Asian/Pacific Islander:	0	0	0	0	0	0	0	0
Hispanic:	0	0	0	0	0	0	0	0
Total:	0	0	0	0	0	0	0	0
Female-headed Households:	0		0		0			

Income Category:

	Owner	Renter	Total	Person
Extremely Low	0	0	0	0
Low Mod	0	0	0	0
Moderate	0	0	0	0
Non Low Moderate	0	0	0	0
Total	0	0	0	0
Percent Low/Mod				

Annual Accomplishments

Years	Accomplishment Narrative	# Benefitting
2022	22-23 funding \$338,455. 11.17.2022 reprog \$175,000 (\$100,000 from idis#6645 and \$75,000 from idis#6646), funding increased to \$513,455. 1.30.2023 reprog \$450,000 to idis#6718 (new project), funding decreased to \$63,455. 3.3.2023 reprog \$63,455 to unencumbered for tracking, cannot leave in a pass-thru project, funding reduced to \$0, project canceled.	

PGM Year: 2022

Project: 0023 - 1.124-22 - Wildomar Senior Center & Transportation Program
IDIS Activity: 6648 - 1.124-22 - Wildomar Senior Center & Transportation Program
Status: Completed 3/10/2023 1:49:48 PM **Objective:** Create suitable living environments
Location: 32325 S Pasadena Wildomar, CA 92595-7930 **Outcome:** Availability/accessibility
Matrix Code: Senior Services (05A) **National Objective:** LMC

Activity to prevent, prepare for, and respond to Coronavirus: No
Initial Funding Date: 11/08/2022

Description:

Merit Housing provides transportation services to seniors through the Wildomar Senior Center to assist them getting to and from their essential daily errands, appointments, fitness classes,

Financing

	Fund Type	Grant Year	Grant	Funded Amount	Drawn In Program Year	Drawn Thru Program Year
CDBG	EN	2022	B22UC060506	\$15,922.00	\$15,922.00	\$15,922.00
Total	Total			\$15,922.00	\$15,922.00	\$15,922.00

Proposed Accomplishments

People (General) : 100

Actual Accomplishments

	Owner		Renter		Total		Person	
	Total	Hispanic	Total	Hispanic	Total	Hispanic	Total	Hispanic
White:	0	0	0	0	0	0	142	1
Black/African American:	0	0	0	0	0	0	12	1
Asian:	0	0	0	0	0	0	5	0
American Indian/Alaskan Native:	0	0	0	0	0	0	1	0
Native Hawaiian/Other Pacific Islander:	0	0	0	0	0	0	0	0
American Indian/Alaskan Native & White:	0	0	0	0	0	0	0	0
Asian White:	0	0	0	0	0	0	0	0
Black/African American & White:	0	0	0	0	0	0	3	0
American Indian/Alaskan Native & Black/African American:	0	0	0	0	0	0	0	0
Other multi-racial:	0	0	0	0	0	0	19	0
Asian/Pacific Islander:	0	0	0	0	0	0	0	0
Hispanic:	0	0	0	0	0	0	0	0
Total:	0	0	0	0	0	0	182	2
Female-headed Households:	0		0		0			

Income Category:

	Owner	Renter	Total	Person
Extremely Low	0	0	0	0
Low Mod	0	0	0	182
Moderate	0	0	0	0
Non Low Moderate	0	0	0	0
Total	0	0	0	182
Percent Low/Mod				100.0%

Annual Accomplishments

Years	Accomplishment Narrative	# Benefitting
2022	22-23 funding \$15,922. The project is 100% completed on 2/28/2022. Merit Housing provides transportation services to seniors through the Wildomar Senior Center. 182 seniors were served for the purpose of creating a suitable living environment. Seniors received services to assist with getting to and from their essential daily appointments, fitness classes, and outreach programs. CDBG funds were used to pay staff salaries, utilities, recreational activities, transportation costs, and program-related operating expenses. The sponsor was able to enroll more clients with the funding received.	

PGM Year:	2022			
Project:	0025 - 1.LE.82-22 - Vista Community Clinic Program			
IDIS Activity:	6649 - 1.LE.82-22 - Vista Community Clinic Program			
Status:	Completed 6/9/2023 6:28:41 PM	Objective:	Create suitable living environments	
Location:	30195 Fraser Dr Lake Elsinore, CA 92530-7006	Outcome:	Availability/accessibility	
		Matrix Code:	Health Services (05M)	National Objective: LMC

Activity to prevent, prepare for, and respond to Coronavirus: No
Initial Funding Date: 11/08/2022

Description:

Vista Community Clinic Health Center provides medical care and assistance with obtaining health insurance to low-income residents of Lake Elsinore.

Financing

	Fund Type	Grant Year	Grant	Funded Amount	Drawn In Program Year	Drawn Thru Program Year
CDBG	EN	2022	B22UC060506	\$21,999.70	\$21,999.70	\$21,999.70
Total	Total			\$21,999.70	\$21,999.70	\$21,999.70

Proposed Accomplishments

People (General) : 100

Actual Accomplishments

	Owner		Renter		Total		Person	
	Total	Hispanic	Total	Hispanic	Total	Hispanic	Total	Hispanic
<i>Number assisted:</i>								
White:	0	0	0	0	0	0	220	218
Black/African American:	0	0	0	0	0	0	0	0
Asian:	0	0	0	0	0	0	0	0
American Indian/Alaskan Native:	0	0	0	0	0	0	0	0
Native Hawaiian/Other Pacific Islander:	0	0	0	0	0	0	0	0
American Indian/Alaskan Native & White:	0	0	0	0	0	0	0	0
Asian White:	0	0	0	0	0	0	0	0
Black/African American & White:	0	0	0	0	0	0	0	0
American Indian/Alaskan Native & Black/African American:	0	0	0	0	0	0	0	0
Other multi-racial:	0	0	0	0	0	0	0	0
Asian/Pacific Islander:	0	0	0	0	0	0	0	0
Hispanic:	0	0	0	0	0	0	0	0
Total:	0	0	0	0	0	0	220	218
Female-headed Households:	0		0		0			

American Indian/Alaskan Native & White:	0	0	0	0	0	0	0	0
Asian White:	0	0	0	0	0	0	0	0
Black/African American & White:	0	0	0	0	0	0	0	0
American Indian/Alaskan Native & Black/African American:	0	0	0	0	0	0	0	0
Other multi-racial:	0	0	0	0	0	0	0	0
Asian/Pacific Islander:	0	0	0	0	0	0	0	0
Hispanic:	0	0	0	0	0	0	0	0
Total:	0	0	0	0	0	0	24	16

Female-headed Households: 0 0 0

Income Category:

	Owner	Renter	Total	Person
Extremely Low	0	0	0	10
Low Mod	0	0	0	9
Moderate	0	0	0	5
Non Low Moderate	0	0	0	0
Total	0	0	0	24
Percent Low/Mod				100.0%

Annual Accomplishments

<u>Years</u>	<u>Accomplishment Narrative</u>	<u># Benefitting</u>
2022	22-23 funding \$10,000. Project Complete 05/12/2023. The Boys and Girls Club of Southwest County provided recreation services to 24 children in the after-school program for the purpose of providing a suitable living environment. CDBG funds were used for "scholarships" for transportation to and from the facility, tutoring services, computer skills, and art. Matching funding was leveraged from participation fees. With CDBG funds, the Boys & Girls Club was able to assist additional children with scholarships.	

PGM Year:	2022
Project:	0027 - 1.LE.84-22 - City Park Improvements
IDIS Activity:	6651 - 1.LE.84-22 - City Park Improvements
Status:	Open
Location:	243 S Main St Lake Elsinore, CA 92530-4106
Objective:	Create suitable living environments
Outcome:	Availability/accessibility
Matrix Code:	Parks, Recreational Facilities (03F)
National Objective:	LMA

Activity to prevent, prepare for, and respond to Coronavirus: No

Initial Funding Date: 11/08/2022

Description:

The City of Lake Elsinore will utilize CDBG funds for improvements at City Park.

Financing

	Fund Type	Grant Year	Grant	Funded Amount	Drawn In Program Year	Drawn Thru Program Year
CDBG	EN	2018	B18UC060506	\$5,347.58	\$0.00	\$0.00
		2019	B19UC060506	\$5,000.00	\$502.30	\$502.30
		2020	B20UC060506	\$41,894.44	\$0.00	\$0.00
		2021	B21UC060506	\$149,607.32	\$0.00	\$0.00
		2022	B22UC060506	\$389,393.30	\$0.00	\$0.00

Total	Total			\$591,242.64	\$502.30	\$502.30
--------------	--------------	--	--	---------------------	-----------------	-----------------

Proposed Accomplishments

Public Facilities : 2,750
 Total Population in Service Area: 2,750
 Census Tract Percent Low / Mod: 63.64

Annual Accomplishments

Years	Accomplishment Narrative	# Benefitting
2022	22-23 funding \$389,393. 11.17.2022 reprog \$41,894.44 from unencumbered, funding increased to \$431,287.44. 11.28.2022 reprog \$5,000 from unencumbered for ADC, funding increased to \$436,287.44. 4.25.2023 Per city request reprog \$149,607.32 from idis#6560, funding increased to \$585,894.76. 5.10.2023 reprog \$0.30 from idis#6649, funding increased to \$585,895.06. 7.11.2023 reprog \$5,347.58 (unused ADC) from idis#6560, funding increased to \$591,242.64. The project is 0% complete. The City of Lake Elsinore will utilize CDBG funds for improvements at City Park. Improvements include 2,100 feet of ADA-compliant sidewalk, parking lot improvements, security lighting, and other enhancements. CDBG funds will be used to pay for the design, construction, project management, compliance monitoring, inspection, and other related expenses for the purpose of creating a suitable living environment.	

PGM Year:	2022
Project:	0028 - 2.84-22 - Main Street Transitional Living Program
IDIS Activity:	6652 - 2.84-22 - Main Street Transitional Living Program
Status:	Completed 3/10/2023 3:30:11 PM
Location:	9685 Hayes St Riverside, CA 92503-3660
Objective:	Create suitable living environments
Outcome:	Availability/accessibility
Matrix Code:	Operating Costs of Homeless/AIDS
National Objective:	LMC

Activity to prevent, prepare for, and respond to Coronavirus: No

Initial Funding Date: 11/09/2022

Description:

Operation Safehouse provides the Main Street Transitional Living Program for youth to provide housing assistance for the homeless, runaways, or those who have aged out of foster care.

Financing

	Fund Type	Grant Year	Grant	Funded Amount	Drawn In Program Year	Drawn Thru Program Year
CDBG	EN	2022	B22UC060506	\$3,000.00	\$3,000.00	\$3,000.00
Total	Total			\$3,000.00	\$3,000.00	\$3,000.00

Proposed Accomplishments

People (General) : 5

Actual Accomplishments

	Owner		Renter		Total		Person	
	Total	Hispanic	Total	Hispanic	Total	Hispanic	Total	Hispanic
White:	0	0	0	0	0	0	6	4
Black/African American:	0	0	0	0	0	0	0	0
Asian:	0	0	0	0	0	0	0	0
American Indian/Alaskan Native:	0	0	0	0	0	0	1	1
Native Hawaiian/Other Pacific Islander:	0	0	0	0	0	0	0	0
American Indian/Alaskan Native & White:	0	0	0	0	0	0	1	1

Number assisted:

Asian White:	0	0	0	0	0	0	0	0
Black/African American & White:	0	0	0	0	0	0	0	0
American Indian/Alaskan Native & Black/African American:	0	0	0	0	0	0	1	0
Other multi-racial:	0	0	0	0	0	0	0	0
Asian/Pacific Islander:	0	0	0	0	0	0	0	0
Hispanic:	0	0	0	0	0	0	0	0
Total:	0	0	0	0	0	0	9	6
Female-headed Households:	0		0		0			

Income Category:

	Owner	Renter	Total	Person
Extremely Low	0	0	0	9
Low Mod	0	0	0	0
Moderate	0	0	0	0
Non Low Moderate	0	0	0	0
Total	0	0	0	9
Percent Low/Mod				100.0%

Annual Accomplishments

Years	Accomplishment Narrative	# Benefitting
-------	--------------------------	---------------

2022	22-23 funding \$3,000. The project is 100% complete 02/23/23. CDBG funds were used to pay salaries (direct cost) for Operation Safe House Main Street Transitional Living Program in Riverside. Housing assistance is provided to homeless, runaways, or those who have aged out for the purpose of creating a suitable living environment.	
------	---	--

PGM Year:	2022	
Project:	0029 - 2.85-22 - YMCA Teen Leadership Scholarship Program	
IDIS Activity:	6653 - 2.85-22 - YMCA Teen Leadership Scholarship Program	
Status:	Completed 3/10/2023 3:34:16 PM	Objective: Create suitable living environments
Location:	3785 S Neece St Corona, CA 92879-2063	Outcome: Affordability
		Matrix Code: Youth Services (05D) National Objective: LMC

Activity to prevent, prepare for, and respond to Coronavirus: No

Initial Funding Date: 11/09/2022

Description:

The Home Gardens Community Center will provide an after-school teen program that includes a computer lab, tutoring, and other activities.

Financing

	Fund Type	Grant Year	Grant	Funded Amount	Drawn In Program Year	Drawn Thru Program Year
CDBG	EN	2022	B22UC060506	\$6,437.00	\$6,437.00	\$6,437.00
Total	Total			\$6,437.00	\$6,437.00	\$6,437.00

Proposed Accomplishments

People (General) : 10

Actual Accomplishments

	Owner	Renter	Total	Person
--	-------	--------	-------	--------

Number assisted:

	Total	Hispanic	Total	Hispanic	Total	Hispanic	Total	Hispanic
White:	0	0	0	0	0	0	9	9
Black/African American:	0	0	0	0	0	0	0	0
Asian:	0	0	0	0	0	0	0	0
American Indian/Alaskan Native:	0	0	0	0	0	0	0	0
Native Hawaiian/Other Pacific Islander:	0	0	0	0	0	0	0	0
American Indian/Alaskan Native & White:	0	0	0	0	0	0	0	0
Asian White:	0	0	0	0	0	0	0	0
Black/African American & White:	0	0	0	0	0	0	1	0
American Indian/Alaskan Native & Black/African American:	0	0	0	0	0	0	0	0
Other multi-racial:	0	0	0	0	0	0	0	0
Asian/Pacific Islander:	0	0	0	0	0	0	0	0
Hispanic:	0	0	0	0	0	0	0	0
Total:	0	0	0	0	0	0	10	9
Female-headed Households:	0		0		0			

Income Category:

	Owner	Renter	Total	Person
Extremely Low	0	0	0	0
Low Mod	0	0	0	10
Moderate	0	0	0	0
Non Low Moderate	0	0	0	0
Total	0	0	0	10
Percent Low/Mod				100.0%

Annual Accomplishments

Years	Accomplishment Narrative	# Benefitting
2022	22-23 funding \$6,437. The project is 100% complete 01/30/2023. The Corona- Norco YMCA provided an after-school teen program that includes a computer lab, tutoring, and other activities. CDBG funds were used to provide financial "scholarships" to income 10 eligible youth who participate in the program for the purpose of creating a suitable living environment. Leverage funding was from fundraising.	

PGM Year:	2022
Project:	0030 - 2.EV.21-22 - City of Eastvale Miscellaneous ADA Improvements
IDIS Activity:	6654 - 2.EV.21-22 - City of Eastvale Miscellaneous ADA Improvements
Status:	Open
Location:	12363 Limonite Ave Ste 910 Eastvale, CA 91752-3686
Objective:	Create suitable living environments
Outcome:	Availability/accessibility
Matrix Code:	Other Public Improvements Not Listed
National Objective:	LMC

Activity to prevent, prepare for, and respond to Coronavirus: No

Initial Funding Date: 11/09/2022

Description:

The City of Eastvale will use CDBG funds to pay for costs associated with the construction of ADA improvements at various city-owned public facilities of all the prioritized enhancements

Financing

	Fund Type	Grant Year	Grant	Funded Amount	Drawn In Program Year	Drawn Thru Program Year
CDBG	EN	2019	B19UC060506	\$5,000.00	\$202.30	\$202.30
		2022	B22UC060506	\$196,130.00	\$0.00	\$0.00
Total	Total			\$201,130.00	\$202.30	\$202.30

Proposed Accomplishments

People (General) : 2,584

Actual Accomplishments

	Owner		Renter		Total		Person	
	Total	Hispanic	Total	Hispanic	Total	Hispanic	Total	Hispanic
<i>Number assisted:</i>								
White:	0	0	0	0	0	0	0	0
Black/African American:	0	0	0	0	0	0	0	0
Asian:	0	0	0	0	0	0	0	0
American Indian/Alaskan Native:	0	0	0	0	0	0	0	0
Native Hawaiian/Other Pacific Islander:	0	0	0	0	0	0	0	0
American Indian/Alaskan Native & White:	0	0	0	0	0	0	0	0
Asian White:	0	0	0	0	0	0	0	0
Black/African American & White:	0	0	0	0	0	0	0	0
American Indian/Alaskan Native & Black/African American:	0	0	0	0	0	0	0	0
Other multi-racial:	0	0	0	0	0	0	0	0
Asian/Pacific Islander:	0	0	0	0	0	0	0	0
Hispanic:	0	0	0	0	0	0	0	0
Total:	0	0	0	0	0	0	0	0
Female-headed Households:	0		0		0			

Income Category:

	Owner	Renter	Total	Person
Extremely Low	0	0	0	0
Low Mod	0	0	0	0
Moderate	0	0	0	0
Non Low Moderate	0	0	0	0
Total	0	0	0	0
Percent Low/Mod				

Annual Accomplishments

Years	Accomplishment Narrative	# Benefitting
2022	22-23 funding \$196,130. 11.29.2022 reprog \$5,000 from unencumbered for ADC, funding increased to \$201,130. The project is 3% complete. The City of Eastvale will use CDBG funds to pay for costs associated with the construction of ADA improvements at various city-owned public facilities of all the prioritized enhancements recommended in the City's ADA Transition Plan report. CDBG funds will be used for design, construction, project management, compliance monitoring, and inspection/testing costs for the purpose of creating a suitable living environment. Eligible cost consists of engineering, project administration, soil test, construction, and other project-related costs.	

PGM Year: 2022

Project: 0031 - 2.NR.59-22 - Senior Citizen Recreation and Community Services
IDIS Activity: 6655 - 2.NR.59-22 - Senior Citizen Recreation and Community Services
 Status: Completed 5/10/2023 6:08:16 PM Objective: Create suitable living environments
 Location: 2690 Clark Ave Norco, CA 92860-1901 Outcome: Availability/accessibility
 Matrix Code: Senior Services (05A) National Objective: LMC

Activity to prevent, prepare for, and respond to Coronavirus: No
Initial Funding Date: 11/09/2022

Description:
 The City will provide various health, recreational, educational, and social programs for seniors at the Rose M.

Financing

	Fund Type	Grant Year	Grant	Funded Amount	Drawn In Program Year	Drawn Thru Program Year
CDBG	EN	2022	B22UC060506	\$12,000.00	\$12,000.00	\$12,000.00
Total	Total			\$12,000.00	\$12,000.00	\$12,000.00

Proposed Accomplishments

People (General) : 150

Actual Accomplishments

	Owner		Renter		Total		Person	
	Total	Hispanic	Total	Hispanic	Total	Hispanic	Total	Hispanic
White:	0	0	0	0	0	0	119	44
Black/African American:	0	0	0	0	0	0	8	2
Asian:	0	0	0	0	0	0	17	1
American Indian/Alaskan Native:	0	0	0	0	0	0	6	5
Native Hawaiian/Other Pacific Islander:	0	0	0	0	0	0	1	0
American Indian/Alaskan Native & White:	0	0	0	0	0	0	3	1
Asian White:	0	0	0	0	0	0	2	0
Black/African American & White:	0	0	0	0	0	0	1	0
American Indian/Alaskan Native & Black/African American:	0	0	0	0	0	0	1	0
Other multi-racial:	0	0	0	0	0	0	2	0
Asian/Pacific Islander:	0	0	0	0	0	0	0	0
Hispanic:	0	0	0	0	0	0	0	0
Total:	0	0	0	0	0	0	160	53
Female-headed Households:	0		0		0			

Income Category:

	Owner	Renter	Total	Person
Extremely Low	0	0	0	0
Low Mod	0	0	0	160
Moderate	0	0	0	0
Non Low Moderate	0	0	0	0
Total	0	0	0	160
Percent Low/Mod				100.0%

Hispanic:	0	0	0	0	0	0	0	0
Total:	0	0	0	0	0	0	0	0

Female-headed Households: 0 0 0

Income Category:

	Owner	Renter	Total	Person
Extremely Low	0	0	0	0
Low Mod	0	0	0	0
Moderate	0	0	0	0
Non Low Moderate	0	0	0	0
Total	0	0	0	0
Percent Low/Mod				

Annual Accomplishments

Years	Accomplishment Narrative	# Benefitting
2022	22-23 funding \$62,360. 11.17.2022 reprog \$155,734.13 (\$88,133.13 idis#6406 and \$67,601 idis#6563), funding increased to \$218,094.13. 11.29.2022 reprog \$5,000 from unencumbered for ADC, funding increased to \$223,094.13. 12.2.2022 reprog \$1,704.73 from unencumbered for ADC, funding increased to \$224,798.86. Project underway. The project is 2% complete. The City of Norco will use CDBG funds to remove the ground surface at Pikes Peak Park and replace it with ADA-compliant synthetic surfacing. CDBG funds will be used to pay for design, construction, project management, compliance monitoring, inspection, and other related expenses for the purpose of creating a suitable living environment. The ADA improvements will provide improved accessibility and remove barriers currently restricting access for the disabled and elderly.	

PGM Year:	2022
Project:	0033 - 3.190-22 - Idyllwild Help Center
IDIS Activity:	6657 - 3.190-22 - Idyllwild Help Center
Status:	Completed 6/7/2023 2:54:36 PM
Location:	26330 Highway 243 Idyllwild, CA 92549-0017
Objective:	Create suitable living environments
Outcome:	Availability/accessibility
Matrix Code:	Other Public Services Not Listed in 05A- National Objective: LMC

Activity to prevent, prepare for, and respond to Coronavirus: No

Initial Funding Date: 11/09/2022

Description:

The Idyllwild HELP Center provides food, clothing, firewood, utility assistance, and healthcare/mental health counseling assistance to low-income persons in the Idyllwild, Pine Cove, Fern

Financing

	Fund Type	Grant Year	Grant	Funded Amount	Drawn In Program Year	Drawn Thru Program Year
CDBG	EN	2022	B22UC060506	\$18,723.00	\$18,723.00	\$18,723.00
Total	Total			\$18,723.00	\$18,723.00	\$18,723.00

Proposed Accomplishments

People (General) : 250

Actual Accomplishments

Number assisted:	Owner		Renter		Total		Person	
	Total	Hispanic	Total	Hispanic	Total	Hispanic	Total	Hispanic

White:	0	0	0	0	0	0	131	25
Black/African American:	0	0	0	0	0	0	1	0
Asian:	0	0	0	0	0	0	1	0
American Indian/Alaskan Native:	0	0	0	0	0	0	9	4
Native Hawaiian/Other Pacific Islander:	0	0	0	0	0	0	4	0
American Indian/Alaskan Native & White:	0	0	0	0	0	0	22	9
Asian White:	0	0	0	0	0	0	3	0
Black/African American & White:	0	0	0	0	0	0	9	5
American Indian/Alaskan Native & Black/African American:	0	0	0	0	0	0	0	0
Other multi-racial:	0	0	0	0	0	0	1	0
Asian/Pacific Islander:	0	0	0	0	0	0	0	0
Hispanic:	0	0	0	0	0	0	0	0
Total:	0	0	0	0	0	0	181	43

Female-headed Households: 0 0 0

Income Category:

	Owner	Renter	Total	Person
Extremely Low	0	0	0	0
Low Mod	0	0	0	168
Moderate	0	0	0	7
Non Low Moderate	0	0	0	6
Total	0	0	0	181
Percent Low/Mod				96.7%

Annual Accomplishments

Years	Accomplishment Narrative	# Benefitting
2022	22-23 funding \$18,723. The project is 100% complete. Idyllwild HELP Center provided food to low-income persons residing in Idyllwild, Pine Cove, Fern Valley, and Mountain Center Communities, for the purpose of creating a suitable living environment. The Center used CDBG funds to pay for staff salaries (direct cost). By providing availability, the Center met the national objective of benefiting 181 low-income persons. Leverage funding was from federal, local, and private sources. Idyllwild HELP Center was able to serve more individuals with their CDBG funding this fiscal year.	

PGM Year:	2022
Project:	0034 - 3.191-22 - Empowerment Village Program
IDIS Activity:	6658 - 3.191-22 - Empowerment Village Program
Status:	Completed 5/31/2023 1:52:14 PM
Location:	37600 Glenoaks Rd 37650 Glenoaks Road 38980 Mesa Road Temecula, CA 92592-8140
Objective:	Create suitable living environments
Outcome:	Availability/accessibility
Matrix Code:	Other Public Services Not Listed in 05A-
National Objective:	LMC

Activity to prevent, prepare for, and respond to Coronavirus: No

Initial Funding Date: 11/09/2022

Description:

The Empowerment Village program will provide housing and support services to homeless single mothers with young children.

Financing

	Fund Type	Grant Year	Grant	Funded Amount	Drawn In Program Year	Drawn Thru Program Year
CDBG	EN	2022	B22UC060506	\$5,723.00	\$5,723.00	\$5,723.00
Total	Total			\$5,723.00	\$5,723.00	\$5,723.00

Proposed Accomplishments

People (General) : 40

Actual Accomplishments

	Owner		Renter		Total		Person	
	Total	Hispanic	Total	Hispanic	Total	Hispanic	Total	Hispanic
<i>Number assisted:</i>								
White:	0	0	0	0	0	0	16	8
Black/African American:	0	0	0	0	0	0	0	0
Asian:	0	0	0	0	0	0	3	0
American Indian/Alaskan Native:	0	0	0	0	0	0	0	0
Native Hawaiian/Other Pacific Islander:	0	0	0	0	0	0	0	0
American Indian/Alaskan Native & White:	0	0	0	0	0	0	0	0
Asian White:	0	0	0	0	0	0	0	0
Black/African American & White:	0	0	0	0	0	0	0	0
American Indian/Alaskan Native & Black/African American:	0	0	0	0	0	0	0	0
Other multi-racial:	0	0	0	0	0	0	2	0
Asian/Pacific Islander:	0	0	0	0	0	0	0	0
Hispanic:	0	0	0	0	0	0	0	0
Total:	0	0	0	0	0	0	21	8
Female-headed Households:	0		0		0			

Income Category:

	Owner	Renter	Total	Person
Extremely Low	0	0	0	8
Low Mod	0	0	0	11
Moderate	0	0	0	2
Non Low Moderate	0	0	0	0
Total	0	0	0	21
Percent Low/Mod				100.0%

Annual Accomplishments

Years	Accomplishment Narrative	# Benefiting
2022	22-23 funding \$5,723. Project Complete 5/30/2023. Rancho Damacitas provided housing and support services to homeless single mothers with young children for the purpose of creating a suitable living environment. Rancho Damacitas used CDBG funds for salaries (direct costs), utilities, food, and other program-related costs. By providing availability and accessibility with this unique program, the Sponsor met the national objective of benefiting (21) homeless families. The Rancho Damacitas facility is under construction for part of the year. Therefore, only 21 participants were served.	

PGM Year:	2022
Project:	0035 - 3.192-22 - Youth Scholarship Program
IDIS Activity:	6659 - 3.192-22 - Youth Scholarship Program
Status:	Completed 7/7/2023 5:40:14 PM
Objective:	Create suitable living environments

Location: 901 W Esplanade Ave San Jacinto, CA 92582-4501

Outcome: Affordability

Matrix Code: Other Public Services Not Listed in 05A-

National Objective: LMC

Activity to prevent, prepare for, and respond to Coronavirus: No

Initial Funding Date: 11/09/2022

Description:

Valley-Wide Recreation and Park District offers quality sports and other recreational activities for youth within the district boundaries.

Financing

	Fund Type	Grant Year	Grant	Funded Amount	Drawn In Program Year	Drawn Thru Program Year
CDBG	EN	2022	B22UC060506	\$5,820.75	\$5,820.75	\$5,820.75
Total	Total			\$5,820.75	\$5,820.75	\$5,820.75

Proposed Accomplishments

People (General) : 125

Actual Accomplishments

<i>Number assisted:</i>	Owner		Renter		Total		Person	
	Total	Hispanic	Total	Hispanic	Total	Hispanic	Total	Hispanic
White:	0	0	0	0	0	0	62	8
Black/African American:	0	0	0	0	0	0	28	0
Asian:	0	0	0	0	0	0	0	0
American Indian/Alaskan Native:	0	0	0	0	0	0	0	0
Native Hawaiian/Other Pacific Islander:	0	0	0	0	0	0	0	0
American Indian/Alaskan Native & White:	0	0	0	0	0	0	3	0
Asian White:	0	0	0	0	0	0	0	0
Black/African American & White:	0	0	0	0	0	0	2	2
American Indian/Alaskan Native & Black/African American:	0	0	0	0	0	0	0	0
Other multi-racial:	0	0	0	0	0	0	33	0
Asian/Pacific Islander:	0	0	0	0	0	0	0	0
Hispanic:	0	0	0	0	0	0	0	0
Total:	0	0	0	0	0	0	128	10
Female-headed Households:	0		0		0			

Income Category:

	Owner	Renter	Total	Person
Extremely Low	0	0	0	0
Low Mod	0	0	0	122
Moderate	0	0	0	6
Non Low Moderate	0	0	0	0
Total	0	0	0	128
Percent Low/Mod				100.0%

Annual Accomplishments

Years	Accomplishment Narrative	# Benefitting
--------------	---------------------------------	----------------------

2022 22-23 funding \$10,000. 6.22.2023 reprog \$4,179.25 to unencumbered, funding decreased to \$5,820.75. Project complete 06/06/2023. Valley-Wide Recreation and Park District offered quality sports and other recreational activities for youth within the district boundaries. The Youth Scholarship Program assisted families by providing access to these programs. CDBG funds were used to provide financial "scholarships" to income 128 eligible youth who participate in the program for the purpose of creating a suitable living environment. Leverage funding was from private foundation funds.

PGM Year:	2022		
Project:	0036 - 3.193-22 - Skyland Ranch Outdoor and Environmental Education		
IDIS Activity:	6660 - 3.193-22 - Skyland Ranch Outdoor and Environmental Education		
Status:	Canceled 4/10/2023 6:53:06 PM	Objective:	Create suitable living environments
Location:	19750 US Highway 243 Banning, CA 92220-9503	Outcome:	Affordability
		Matrix Code:	Other Public Services Not Listed in 05A- National Objective: LMC

Activity to prevent, prepare for, and respond to Coronavirus: No
Initial Funding Date: 11/09/2022

Description:
 The Girl Scouts of San Gorgonio Council will offer an Environmental Education Program to various schools throughout Riverside County.

Financing
 No data returned for this view. This might be because the applied filter excludes all data.

Proposed Accomplishments

People (General) : 10

Actual Accomplishments

Number assisted:

	Owner		Renter		Total		Person	
	Total	Hispanic	Total	Hispanic	Total	Hispanic	Total	Hispanic
White:	0	0	0	0	0	0	0	0
Black/African American:	0	0	0	0	0	0	0	0
Asian:	0	0	0	0	0	0	0	0
American Indian/Alaskan Native:	0	0	0	0	0	0	0	0
Native Hawaiian/Other Pacific Islander:	0	0	0	0	0	0	0	0
American Indian/Alaskan Native & White:	0	0	0	0	0	0	0	0
Asian White:	0	0	0	0	0	0	0	0
Black/African American & White:	0	0	0	0	0	0	0	0
American Indian/Alaskan Native & Black/African American:	0	0	0	0	0	0	0	0
Other multi-racial:	0	0	0	0	0	0	0	0
Asian/Pacific Islander:	0	0	0	0	0	0	0	0
Hispanic:	0	0	0	0	0	0	0	0
Total:	0	0	0	0	0	0	0	0
Female-headed Households:	0		0		0			

Income Category:

	Owner	Renter	Total	Person
Extremely Low	0	0	0	0

American Indian/Alaskan Native:	0	0	0	0	0	0	4	0
Native Hawaiian/Other Pacific Islander:	0	0	0	0	0	0	2	0
American Indian/Alaskan Native & White:	0	0	0	0	0	0	0	0
Asian White:	0	0	0	0	0	0	0	0
Black/African American & White:	0	0	0	0	0	0	0	0
American Indian/Alaskan Native & Black/African American:	0	0	0	0	0	0	0	0
Other multi-racial:	0	0	0	0	0	0	67	0
Asian/Pacific Islander:	0	0	0	0	0	0	0	0
Hispanic:	0	0	0	0	0	0	0	0
Total:	0	0	0	0	0	0	330	96

Female-headed Households: 0 0 0

Income Category:

	Owner	Renter	Total	Person
Extremely Low	0	0	0	0
Low Mod	0	0	0	130
Moderate	0	0	0	196
Non Low Moderate	0	0	0	4
Total	0	0	0	330
Percent Low/Mod				98.8%

Annual Accomplishments

Years	Accomplishment Narrative	# Benefitting
2022	22-23 funding \$18,723. Project complete as of 06/07/2023. FSA provided meals to 330 seniors residing in the San Jacinto Valley, for the purpose of creating a suitable living environment. FSA used CDBG funds to pay for food. By providing availability and access to these public services, FSA met the national objective of benefiting 330 extremely low- to low-income seniors. Leverage funding was from federal, private, and other funds. FSA More Than A Meal was able to serve more individuals with their CDBG funding this fiscal year.	

PGM Year:	2022
Project:	0039 - 3.196-22 - Valley Restart Shelter Improvements
IDIS Activity:	6663 - 3.196-22 - Valley Restart Shelter Improvements
Status:	Open
Location:	200 E Menlo Ave Hemet, CA 92543-1432
Objective:	Create suitable living environments
Outcome:	Availability/accessibility
Matrix Code:	Facilities for AIDS Patients (not
National Objective:	LMC

Activity to prevent, prepare for, and respond to Coronavirus: No

Initial Funding Date: 11/09/2022

Description:

Valley Restart Shelter operates a year-round shelter providing services to homeless individuals and families for a maximum of 90 days.

Financing

	Fund Type	Grant Year	Grant	Funded Amount	Drawn In Program Year	Drawn Thru Program Year
CDBG	EN	2019	B19UC060506	\$2,000.00	\$81.98	\$81.98
		2022	B22UC060506	\$57,500.00	\$0.00	\$0.00
Total	Total			\$59,500.00	\$81.98	\$81.98

Proposed Accomplishments

Public Facilities : 250

Actual Accomplishments

	Owner		Renter		Total		Person	
	Total	Hispanic	Total	Hispanic	Total	Hispanic	Total	Hispanic
Number assisted:								
White:	0	0	0	0	0	0	0	0
Black/African American:	0	0	0	0	0	0	0	0
Asian:	0	0	0	0	0	0	0	0
American Indian/Alaskan Native:	0	0	0	0	0	0	0	0
Native Hawaiian/Other Pacific Islander:	0	0	0	0	0	0	0	0
American Indian/Alaskan Native & White:	0	0	0	0	0	0	0	0
Asian White:	0	0	0	0	0	0	0	0
Black/African American & White:	0	0	0	0	0	0	0	0
American Indian/Alaskan Native & Black/African American:	0	0	0	0	0	0	0	0
Other multi-racial:	0	0	0	0	0	0	0	0
Asian/Pacific Islander:	0	0	0	0	0	0	0	0
Hispanic:	0	0	0	0	0	0	0	0
Total:	0	0	0	0	0	0	0	0
Female-headed Households:	0		0		0			

Income Category:

	Owner	Renter	Total	Person
Extremely Low	0	0	0	0
Low Mod	0	0	0	0
Moderate	0	0	0	0
Non Low Moderate	0	0	0	0
Total	0	0	0	0
Percent Low/Mod				

Annual Accomplishments

Years	Accomplishment Narrative	# Benefitting
2022	22-23 funding \$57,500. 11.29.2022 reprog \$2,000 from unencumbered for ADC, funding increased to \$59,500. Project 10% complete. Valley Restart Shelter operates a year-round shelter providing services to homeless individuals and families for a maximum of 90 days. CDBG funds will be used for shelter improvements, including fencing and gates. These improvements provide a safe environment and accessibility to the shelter. Eligible CDBG expenses will include the installation of a fence and two gates in front of the parking lot.	

PGM Year:	2022
Project:	0040 - 3.197-22 - Louis M Jackson Park and Valle Vista Community Center Accessibility Project
IDIS Activity:	6664 - 3.197-22 - Louis M Jackson Park and Valle Vista Community Center Accessibility Project
Status:	Open
Location:	43935 Acacia Ave Hemet, CA 92544-5396
Objective:	Create suitable living environments
Outcome:	Availability/accessibility
Matrix Code:	Other Public Improvements Not Listed
National Objective:	LMC

Activity to prevent, prepare for, and respond to Coronavirus: No

Initial Funding Date: 11/09/2022

Description:

Valley-Wide Recreation & Park District will use CDBG to remove architectural barriers at Louis M.

Financing

	Fund Type	Grant Year	Grant	Funded Amount	Drawn In Program Year	Drawn Thru Program Year
CDBG	EN	2019	B19UC060506	\$5,000.00	\$466.57	\$466.57
		2022	B22UC060506	\$144,179.25	\$0.00	\$0.00
Total	Total			\$149,179.25	\$466.57	\$466.57

Proposed Accomplishments

People (General) : 3,541

Actual Accomplishments

	Owner		Renter		Total		Person	
	Total	Hispanic	Total	Hispanic	Total	Hispanic	Total	Hispanic
Number assisted:								
White:	0	0	0	0	0	0	0	0
Black/African American:	0	0	0	0	0	0	0	0
Asian:	0	0	0	0	0	0	0	0
American Indian/Alaskan Native:	0	0	0	0	0	0	0	0
Native Hawaiian/Other Pacific Islander:	0	0	0	0	0	0	0	0
American Indian/Alaskan Native & White:	0	0	0	0	0	0	0	0
Asian White:	0	0	0	0	0	0	0	0
Black/African American & White:	0	0	0	0	0	0	0	0
American Indian/Alaskan Native & Black/African American:	0	0	0	0	0	0	0	0
Other multi-racial:	0	0	0	0	0	0	0	0
Asian/Pacific Islander:	0	0	0	0	0	0	0	0
Hispanic:	0	0	0	0	0	0	0	0
Total:	0	0	0	0	0	0	0	0
Female-headed Households:	0		0		0			

Income Category:

	Owner	Renter	Total	Person
Extremely Low	0	0	0	0
Low Mod	0	0	0	0
Moderate	0	0	0	0
Non Low Moderate	0	0	0	0
Total	0	0	0	0
Percent Low/Mod				

Annual Accomplishments

Years	Accomplishment Narrative	# Benefitting
-------	--------------------------	---------------

2022 22-23 funding \$140,000. 11.29.2022 reprog \$5,000 from unencumbered, funding increased to \$145,000. 7.11.2023 reprog \$4,179.25 from unencumbered, funding increased to \$ 149,179.25. Project underway. The project is 5 % complete. Valley-Wide Recreation & Park District will use CDBG funds to Louis M. Jackson Park/Valle Vista Community Center in order to achieve ADA compliance and provide accessibility of park/community center resources for elderly and severely disabled persons for the purpose of creating a suitable living environment. CDBG funds will be used for design, construction, project management, compliance monitoring, and other related activities.

PGM Year:	2022				
Project:	0041 - 3.198-22 - Valley-Wide's Sport Center Accessibility Project				
IDIS Activity:	6665 - 3.198-22 - Valley-Wide's Sport Center Accessibility Project				
Status:	Open	Objective:	Create suitable living environments		
Location:	901 W Esplanade Ave San Jacinto, CA 92582-4501	Outcome:	Availability/accessibility		
		Matrix Code:	Other Public Improvements Not Listed	National Objective:	LMC

Activity to prevent, prepare for, and respond to Coronavirus: No

Initial Funding Date: 11/09/2022

Description:

Valley-Wide Recreation & Park District will use CDBG funds for architectural engineering design and construction services to remove architectural barriers at Sports Center.

Financing

	Fund Type	Grant Year	Grant	Funded Amount	Drawn In Program Year	Drawn Thru Program Year
CDBG	EN	2019	B19UC060506	\$5,000.00	\$370.91	\$370.91
		2022	B22UC060506	\$125,000.00	\$0.00	\$0.00
Total	Total			\$130,000.00	\$370.91	\$370.91

Proposed Accomplishments

People (General) : 5,485

Actual Accomplishments

	Owner		Renter		Total		Person	
	Total	Hispanic	Total	Hispanic	Total	Hispanic	Total	Hispanic
<i>Number assisted:</i>								
White:	0	0	0	0	0	0	0	0
Black/African American:	0	0	0	0	0	0	0	0
Asian:	0	0	0	0	0	0	0	0
American Indian/Alaskan Native:	0	0	0	0	0	0	0	0
Native Hawaiian/Other Pacific Islander:	0	0	0	0	0	0	0	0
American Indian/Alaskan Native & White:	0	0	0	0	0	0	0	0
Asian White:	0	0	0	0	0	0	0	0
Black/African American & White:	0	0	0	0	0	0	0	0
American Indian/Alaskan Native & Black/African American:	0	0	0	0	0	0	0	0
Other multi-racial:	0	0	0	0	0	0	0	0
Asian/Pacific Islander:	0	0	0	0	0	0	0	0
Hispanic:	0	0	0	0	0	0	0	0
Total:	0	0	0	0	0	0	0	0
Female-headed Households:	0		0		0			

Black/African American & White:	0	0	0	0	0	0	0	0
American Indian/Alaskan Native & Black/African American:	0	0	0	0	0	0	0	0
Other multi-racial:	0	0	0	0	0	0	0	0
Asian/Pacific Islander:	0	0	0	0	0	0	0	0
Hispanic:	0	0	0	0	0	0	0	0
Total:	0	0	0	0	0	0	0	0

Female-headed Households: 0 0 0

Income Category:

	Owner	Renter	Total	Person
Extremely Low	0	0	0	0
Low Mod	0	0	0	0
Moderate	0	0	0	0
Non Low Moderate	0	0	0	0
Total	0	0	0	0
Percent Low/Mod				

Annual Accomplishments

Years	Accomplishment Narrative	# Benefitting
2022	22-23 funding \$70,000. 12.2.2022 reprog \$2,000 from unencumbered for ADC, funding increased to \$72,000. Project underway. The project is 5% complete. Valley-Wide Recreation & Park District will use CDBG funds for architectural/engineering design and construction services to remove architectural barriers and perform improvements at Winchester Park and Francis Domenigoni Community Center in order to achieve ADA compliance and provide accessibility of park resources for elderly and severely disabled persons for the purpose of creating a suitable living environment.	

PGM Year:	2022
Project:	0043 - 3.MR.69-22 - Boys & Girls Club Scholarship Program
IDIS Activity:	6667 - 3.MR.69-22 - Boys & Girls Club Scholarship Program
Status:	Completed 8/17/2023 6:41:20 PM
Location:	40550 California Oaks Rd Murrieta, CA 92562-5854
Objective:	Create suitable living environments
Outcome:	Affordability
Matrix Code:	Other Public Services Not Listed in 05A- National Objective: LMC

Activity to prevent, prepare for, and respond to Coronavirus: No

Initial Funding Date: 11/09/2022

Description:

The Boys and Girls Club of Southwest County provides an after-school program for youth ages 6-17 that promotes activities in character and leadership, the arts, health and life skills,

Financing

	Fund Type	Grant Year	Grant	Funded Amount	Drawn In Program Year	Drawn Thru Program Year
CDBG	EN	2022	B22UC060506	\$5,000.00	\$5,000.00	\$5,000.00
Total	Total			\$5,000.00	\$5,000.00	\$5,000.00

Proposed Accomplishments

People (General) : 20

Actual Accomplishments

	Owner	Renter	Total	Person
<i>Number assisted:</i>				

	Total	Hispanic	Total	Hispanic	Total	Hispanic	Total	Hispanic
White:	0	0	0	0	0	0	3	0
Black/African American:	0	0	0	0	0	0	3	2
Asian:	0	0	0	0	0	0	4	0
American Indian/Alaskan Native:	0	0	0	0	0	0	0	0
Native Hawaiian/Other Pacific Islander:	0	0	0	0	0	0	0	0
American Indian/Alaskan Native & White:	0	0	0	0	0	0	1	0
Asian White:	0	0	0	0	0	0	0	0
Black/African American & White:	0	0	0	0	0	0	0	0
American Indian/Alaskan Native & Black/African American:	0	0	0	0	0	0	0	0
Other multi-racial:	0	0	0	0	0	0	0	0
Asian/Pacific Islander:	0	0	0	0	0	0	0	0
Hispanic:	0	0	0	0	0	0	0	0
Total:	0	0	0	0	0	0	11	2
Female-headed Households:	0		0		0			

Income Category:

	Owner	Renter	Total	Person
Extremely Low	0	0	0	0
Low Mod	0	0	0	6
Moderate	0	0	0	5
Non Low Moderate	0	0	0	0
Total	0	0	0	11
Percent Low/Mod				100.0%

Annual Accomplishments

Years	Accomplishment Narrative	# Benefitting
2022	22-23 funding \$5,000. Project 100% complete as of 4/12/2023. The Boys and Girls Club of Southwest County used CDBG funds to provide program "scholarships" to help reduce program costs for low-income households to provide an after-school program for youth ages 6-17 that promotes activities in character and leadership, the arts, health and life skills, education and technology, and sports and recreation.	

PGM Year:	2022
Project:	0044 - 3.MR.70-22 - SAFE and Healthy Families
IDIS Activity:	6668 - 3.MR.70-22 - SAFE and Healthy Families
Status:	Completed 8/17/2023 5:31:58 PM
Location:	30045 Technology Dr Ste 101 Murrieta, CA 92563-2641
Objective:	Create suitable living environments
Outcome:	Availability/accessibility
Matrix Code:	Services for victims of domestic
National Objective:	LMC

Activity to prevent, prepare for, and respond to Coronavirus: No

Initial Funding Date: 11/09/2022

Description:

S.A.F.E.

Financing

	Fund Type	Grant Year	Grant	Funded Amount	Drawn In Program Year	Drawn Thru Program Year
CDBG	EN	2022	B22UC060506	\$10,000.00	\$10,000.00	\$10,000.00
Total	Total			\$10,000.00	\$10,000.00	\$10,000.00

Proposed Accomplishments

People (General) : 230

Actual Accomplishments

	Owner		Renter		Total		Person	
	Total	Hispanic	Total	Hispanic	Total	Hispanic	Total	Hispanic
<i>Number assisted:</i>								
White:	0	0	0	0	0	0	24	4
Black/African American:	0	0	0	0	0	0	6	0
Asian:	0	0	0	0	0	0	6	0
American Indian/Alaskan Native:	0	0	0	0	0	0	1	0
Native Hawaiian/Other Pacific Islander:	0	0	0	0	0	0	1	0
American Indian/Alaskan Native & White:	0	0	0	0	0	0	0	0
Asian White:	0	0	0	0	0	0	0	0
Black/African American & White:	0	0	0	0	0	0	0	0
American Indian/Alaskan Native & Black/African American:	0	0	0	0	0	0	0	0
Other multi-racial:	0	0	0	0	0	0	17	0
Asian/Pacific Islander:	0	0	0	0	0	0	0	0
Hispanic:	0	0	0	0	0	0	0	0
Total:	0	0	0	0	0	0	55	4
Female-headed Households:	0		0		0			

Income Category:

	Owner	Renter	Total	Person
Extremely Low	0	0	0	55
Low Mod	0	0	0	0
Moderate	0	0	0	0
Non Low Moderate	0	0	0	0
Total	0	0	0	55
Percent Low/Mod				100.0%

Annual Accomplishments

Years	Accomplishment Narrative	# Benefiting
2022	22-23 funding \$10,000. The project is 100% complete. S.A.F.E. Violence Prevention for Healthy Families Program provided referral services for victims of domestic violence. CDBG funds were used to pay for staff salaries/benefits (direct costs). By providing services for this population, Safe Family Justice Centers met the national objective by providing 55 individuals with availability/accessibility to a suitable living environment for victims of domestic violence.	

PGM Year:	2022
Project:	0045 - 3.MR.71-22 - Cultivating Inclusion
IDIS Activity:	6669 - 3.MR.71-22 - Cultivating Inclusion
Status:	Completed 8/17/2023 6:52:21 PM
Location:	39775 Alta Murrieta Dr. Murrieta, CA 92592
Objective:	Create suitable living environments
Outcome:	Availability/accessibility

Activity to prevent, prepare for, and respond to Coronavirus: No

Initial Funding Date: 11/09/2022

Description:

Cultivating Inclusion is a day program for students with disabilities in Murrieta Valley Unified School District and special-needs adults enrolled in state vocational programs.

Financing

	Fund Type	Grant Year	Grant	Funded Amount	Drawn In Program Year	Drawn Thru Program Year
CDBG	EN	2022	B22UC060506	\$5,000.00	\$5,000.00	\$5,000.00
Total	Total			\$5,000.00	\$5,000.00	\$5,000.00

Proposed Accomplishments

People (General) : 50

Actual Accomplishments

	Owner		Renter		Total		Person	
	Total	Hispanic	Total	Hispanic	Total	Hispanic	Total	Hispanic
<i>Number assisted:</i>								
White:	0	0	0	0	0	0	0	0
Black/African American:	0	0	0	0	0	0	0	0
Asian:	0	0	0	0	0	0	0	0
American Indian/Alaskan Native:	0	0	0	0	0	0	0	0
Native Hawaiian/Other Pacific Islander:	0	0	0	0	0	0	0	0
American Indian/Alaskan Native & White:	0	0	0	0	0	0	0	0
Asian White:	0	0	0	0	0	0	1	0
Black/African American & White:	0	0	0	0	0	0	0	0
American Indian/Alaskan Native & Black/African American:	0	0	0	0	0	0	0	0
Other multi-racial:	0	0	0	0	0	0	0	0
Asian/Pacific Islander:	0	0	0	0	0	0	0	0
Hispanic:	0	0	0	0	0	0	0	0
Total:	0	0	0	0	0	0	1	0

Female-headed Households:

Total	0	0	0
-------	---	---	---

Income Category:

	Owner	Renter	Total	Person
Extremely Low	0	0	0	0
Low Mod	0	0	0	1
Moderate	0	0	0	0
Non Low Moderate	0	0	0	0
Total	0	0	0	1
Percent Low/Mod				100.0%

Annual Accomplishments

Years	Accomplishment Narrative	# Benefitting
-------	--------------------------	---------------

2022 22-23 funding \$5,000. Project 100% complete as of 4/30/2023. Cultivating Inclusion is a day program for students with disabilities in Murrieta Valley Unified School District and special-needs adults enrolled in state vocational programs. Program participants learn to grow food and give back to those in need in the community. CDBG funds were used for operational expenses, materials, and supplies, for the purpose of creating a suitable living environment.

PGM Year:	2022		
Project:	0046 - 3.MR.72-22 - Cancer Support Services		
IDIS Activity:	6670 - 3.MR.72-22 - Cancer Support Services		
Status:	Completed 8/17/2023 6:32:10 PM	Objective:	Create suitable living environments
Location:	41669 Winchester Rd Temecula, CA 92590-4872	Outcome:	Availability/accessibility
		Matrix Code:	Health Services (05M)
		National Objective:	LMC

Activity to prevent, prepare for, and respond to Coronavirus: No

Initial Funding Date: 11/09/2022

Description:

The Cancer Support Services Program provides cancer awareness, support, and medical services to low-income cancer patients and their families.

Financing

	Fund Type	Grant Year	Grant	Funded Amount	Drawn In Program Year	Drawn Thru Program Year
CDBG	EN	2022	B22UC060506	\$10,000.00	\$10,000.00	\$10,000.00
Total	Total			\$10,000.00	\$10,000.00	\$10,000.00

Proposed Accomplishments

People (General) : 120

Actual Accomplishments

	Owner		Renter		Total		Person	
	Total	Hispanic	Total	Hispanic	Total	Hispanic	Total	Hispanic
<i>Number assisted:</i>								
White:	0	0	0	0	0	0	120	38
Black/African American:	0	0	0	0	0	0	23	5
Asian:	0	0	0	0	0	0	10	1
American Indian/Alaskan Native:	0	0	0	0	0	0	3	0
Native Hawaiian/Other Pacific Islander:	0	0	0	0	0	0	1	0
American Indian/Alaskan Native & White:	0	0	0	0	0	0	0	0
Asian White:	0	0	0	0	0	0	3	0
Black/African American & White:	0	0	0	0	0	0	1	0
American Indian/Alaskan Native & Black/African American:	0	0	0	0	0	0	2	0
Other multi-racial:	0	0	0	0	0	0	11	0
Asian/Pacific Islander:	0	0	0	0	0	0	0	0
Hispanic:	0	0	0	0	0	0	0	0
Total:	0	0	0	0	0	0	174	44
Female-headed Households:	0		0		0			

Income Category:

	Owner	Renter	Total	Person
Extremely Low	0	0	0	0

Black/African American:	0	0	0	0	0	0	0	0
Asian:	0	0	0	0	0	0	0	0
American Indian/Alaskan Native:	0	0	0	0	0	0	0	0
Native Hawaiian/Other Pacific Islander:	0	0	0	0	0	0	0	0
American Indian/Alaskan Native & White:	0	0	0	0	0	0	0	0
Asian White:	0	0	0	0	0	0	0	0
Black/African American & White:	0	0	0	0	0	0	0	0
American Indian/Alaskan Native & Black/African American:	0	0	0	0	0	0	0	0
Other multi-racial:	0	0	0	0	0	0	0	0
Asian/Pacific Islander:	0	0	0	0	0	0	0	0
Hispanic:	0	0	0	0	0	0	0	0
Total:	0	0	0	0	0	0	0	0
Female-headed Households:	0		0		0			

Income Category:

	Owner	Renter	Total	Person
Extremely Low	0	0	0	0
Low Mod	0	0	0	0
Moderate	0	0	0	0
Non Low Moderate	0	0	0	0
Total	0	0	0	0
Percent Low/Mod				

Annual Accomplishments

Years	Accomplishment Narrative	# Benefitting
2022	22-23 funding \$100,000. 1.4.23 per city, reprog \$100,000 to idis#6671, funding reduced to \$0. project canceled.	

PGM Year:	2022
Project:	0049 - 3.MR.75-22 - Murrieta Administration
IDIS Activity:	6673 - 3.MR.75-22 - Murrieta Administration
Status:	Open
Location:	,
Objective:	
Outcome:	
Matrix Code:	General Program Administration (21A)
National Objective:	

Activity to prevent, prepare for, and respond to Coronavirus: No

Initial Funding Date: 11/09/2022

Description:

The City of Murrieta will allocate funds to the County to provide program management, coordination, monitoring, and evaluation of the City's CDBG Program.

Financing

	Fund Type	Grant Year	Grant	Funded Amount	Drawn In Program Year	Drawn Thru Program Year
CDBG	EN	2022	B22UC060506	\$45,252.00	\$0.00	\$0.00
Total	Total			\$45,252.00	\$0.00	\$0.00

Proposed Accomplishments

Actual Accomplishments

	Owner		Renter		Total		Person	
	Total	Hispanic	Total	Hispanic	Total	Hispanic	Total	Hispanic
Number assisted:								
White:					0	0		
Black/African American:					0	0		
Asian:					0	0		
American Indian/Alaskan Native:					0	0		
Native Hawaiian/Other Pacific Islander:					0	0		
American Indian/Alaskan Native & White:					0	0		
Asian White:					0	0		
Black/African American & White:					0	0		
American Indian/Alaskan Native & Black/African American:					0	0		
Other multi-racial:					0	0		
Asian/Pacific Islander:					0	0		
Hispanic:					0	0		
Total:	0	0	0	0	0	0	0	0
Female-headed Households:					0			

Income Category:

	Owner	Renter	Total	Person
Extremely Low			0	
Low Mod			0	
Moderate			0	
Non Low Moderate			0	
Total	0	0	0	0
Percent Low/Mod				

Annual Accomplishments

No data returned for this view. This might be because the applied filter excludes all data.

PGM Year:	2022
Project:	0050 - 3.SJ.09-22 - Mistletoe Park Restroom Facility Improvement Project
IDIS Activity:	6674 - 3.SJ.09-22 - Mistletoe Park Restroom Facility Improvement Project
Status:	Open
Location:	421 S. Mistletoe Avenue San Jacinto, CA 92583
Objective:	Create suitable living environments
Outcome:	Availability/accessibility
Matrix Code:	Parks, Recreational Facilities (03F)
National Objective:	LMA

Activity to prevent, prepare for, and respond to Coronavirus: No

Initial Funding Date: 11/09/2022

Description:

The City of San Jacinto will use CDBG funds to pay for the cost associated with the ADA improvements to the Mistle Park Restroom facility.

Financing

	Fund Type	Grant Year	Grant	Funded Amount	Drawn In Program Year	Drawn Thru Program Year
CDBG	EN	2019	B19UC060506	\$5,000.00	\$0.00	\$0.00
		2020	B20UC060506	\$240,396.00	\$0.00	\$0.00

American Indian/Alaskan Native & Black/African American:	0	0	0	0	0	0	0	0
Other multi-racial:	0	0	0	0	0	0	0	0
Asian/Pacific Islander:	0	0	0	0	0	0	0	0
Hispanic:	0	0	0	0	0	0	0	0
Total:	0	0	0	0	0	0	38	38

Female-headed Households: 0 0 0

Income Category:

	Owner	Renter	Total	Person
Extremely Low	0	0	0	0
Low Mod	0	0	0	38
Moderate	0	0	0	0
Non Low Moderate	0	0	0	0
Total	0	0	0	38
Percent Low/Mod	100.0%			

Annual Accomplishments

Years	Accomplishment Narrative	# Benefitting
2022	22-23 funding \$50,000. Project Complete 4/1/23. The Galilee Center provided food, clothing, shower, and laundry services to low-income individuals and migrant farmworkers in the eastern Coachella Valley. CDBG funds were used for staff salaries (direct cost), shelter utilities, food, and supplies. The project met the national objective of benefiting 38 low-income migrant workers and individuals by providing access to a suitable living environment.	

PGM Year:	2022
Project:	0052 - 4.276-22 - Community Wellness Program
IDIS Activity:	6676 - 4.276-22 - Community Wellness Program
Status:	Completed 8/10/2023 3:51:11 PM
Location:	45305 Oasis St Indio, CA 92201-4337
Objective:	Create suitable living environments
Outcome:	Affordability
Matrix Code:	Other Public Services Not Listed in 05A-
National Objective:	LMC

Activity to prevent, prepare for, and respond to Coronavirus: No

Initial Funding Date: 11/10/2022

Description:

Desert Recreation District (D.R.D.) provides health and wellness programs, activities, support, and events through its Community Wellness Programs to residents of Mecca, North Shore,

Financing

	Fund Type	Grant Year	Grant	Funded Amount	Drawn In Program Year	Drawn Thru Program Year
CDBG	EN	2022	B22UC060506	\$10,000.00	\$8,300.00	\$8,300.00
Total	Total			\$10,000.00	\$8,300.00	\$8,300.00

Proposed Accomplishments

People (General) : 235

Actual Accomplishments

<i>Number assisted:</i>	Owner		Renter		Total		Person	
	Total	Hispanic	Total	Hispanic	Total	Hispanic	Total	Hispanic

White:	0	0	0	0	0	0	93	93
Black/African American:	0	0	0	0	0	0	23	6
Asian:	0	0	0	0	0	0	2	2
American Indian/Alaskan Native:	0	0	0	0	0	0	3	3
Native Hawaiian/Other Pacific Islander:	0	0	0	0	0	0	1	1
American Indian/Alaskan Native & White:	0	0	0	0	0	0	0	0
Asian White:	0	0	0	0	0	0	0	0
Black/African American & White:	0	0	0	0	0	0	0	0
American Indian/Alaskan Native & Black/African American:	0	0	0	0	0	0	0	0
Other multi-racial:	0	0	0	0	0	0	19	0
Asian/Pacific Islander:	0	0	0	0	0	0	0	0
Hispanic:	0	0	0	0	0	0	0	0
Total:	0	0	0	0	0	0	141	105

Female-headed Households: 0 0 0

Income Category:

	Owner	Renter	Total	Person
Extremely Low	0	0	0	0
Low Mod	0	0	0	91
Moderate	0	0	0	16
Non Low Moderate	0	0	0	34
Total	0	0	0	141
Percent Low/Mod				75.9%

Annual Accomplishments

Years	Accomplishment Narrative	# Benefitting
2022	22-23 funding \$10,000. Project Complete 5/31/2023. Desert Recreation District provided health and wellness programs to 107 residents in the communities of Mecca, North Shore, Thermal, and Oasis for the purpose of creating a suitable living environment. CDBG funds were used for "scholarships" to income-qualified individuals, providing programming to improve their quality of life. Staff turnover and shortages limited the programming opportunities DRD was able to provide	

PGM Year:	2022
Project:	0053 - 4.277-22 - My Future Youth Program
IDIS Activity:	6677 - 4.277-22 - My Future Youth Program
Status:	Completed 7/7/2023 6:06:09 PM
Location:	91391 66th Avenue Mecca, CA 92254
Objective:	Create suitable living environments
Outcome:	Availability/accessibility
Matrix Code:	Youth Services (05D)
National Objective:	LMC

Activity to prevent, prepare for, and respond to Coronavirus: No

Initial Funding Date: 11/10/2022

Description:

The Boys and Girls Club of Coachella Valley will offer MyFuture youth program for ages 7-18, learning sessions and activities on various topics, including leadership & Service, nutrition, health

Financing

	Fund Type	Grant Year	Grant	Funded Amount	Drawn In Program Year	Drawn Thru Program Year
CDBG	EN	2022	B22UC060506	\$10,000.00	\$10,000.00	\$10,000.00

Total	Total			\$10,000.00	\$10,000.00	\$10,000.00
--------------	--------------	--	--	--------------------	--------------------	--------------------

Proposed Accomplishments

People (General) : 200

Actual Accomplishments

	Owner		Renter		Total		Person	
	Total	Hispanic	Total	Hispanic	Total	Hispanic	Total	Hispanic
<i>Number assisted:</i>								
White:	0	0	0	0	0	0	99	99
Black/African American:	0	0	0	0	0	0	0	0
Asian:	0	0	0	0	0	0	1	1
American Indian/Alaskan Native:	0	0	0	0	0	0	0	0
Native Hawaiian/Other Pacific Islander:	0	0	0	0	0	0	0	0
American Indian/Alaskan Native & White:	0	0	0	0	0	0	0	0
Asian White:	0	0	0	0	0	0	0	0
Black/African American & White:	0	0	0	0	0	0	0	0
American Indian/Alaskan Native & Black/African American:	0	0	0	0	0	0	0	0
Other multi-racial:	0	0	0	0	0	0	0	0
Asian/Pacific Islander:	0	0	0	0	0	0	0	0
Hispanic:	0	0	0	0	0	0	0	0
Total:	0	0	0	0	0	0	100	100
Female-headed Households:	0		0		0			

Income Category:

	Owner	Renter	Total	Person
Extremely Low	0	0	0	0
Low Mod	0	0	0	95
Moderate	0	0	0	4
Non Low Moderate	0	0	0	1
Total	0	0	0	100
Percent Low/Mod				99.0%

Annual Accomplishments

Years	Accomplishment Narrative	# Benefitting
2022	22-23 funding \$10,000. Projected completed 5/31/2023. Boys & Girls Club of Coachella Valley offered the MyFuture Youth program to 100 members, ages 7-18, an after-school program for the purpose of providing a suitable living environment. Services included learning sessions and activities on various topics, including leadership & service, nutrition, career readiness, financial literacy, and more. CDBG funds were used for staff salaries (direct cost). Families were still hesitant about bringing their children to afterschool programming.	

PGM Year:	2022
Project:	0054 - 4.278-22 - Recycling Academy Purchase of Cargo Trailer
IDIS Activity:	6678 - 4.278-22 - Recycling Academy Purchase of Cargo Trailer
Status:	Open
Location:	45875 Commerce St Indio, CA 92201-3404
Objective:	Create suitable living environments
Outcome:	Availability/accessibility
Matrix Code:	Services for Persons with Disabilities
National Objective:	LMC

Activity to prevent, prepare for, and respond to Coronavirus: No

Initial Funding Date: 11/10/2022

Description:

The Desert Arc's mission is to enhance the quality of life and create opportunities for people with disabilities.

Financing

	Fund Type	Grant Year	Grant	Funded Amount	Drawn In Program Year	Drawn Thru Program Year
CDBG	EN	2022	B22UC060506	\$15,000.00	\$15,000.00	\$15,000.00
Total	Total			\$15,000.00	\$15,000.00	\$15,000.00

Proposed Accomplishments

People (General) : 35

Actual Accomplishments

	Owner		Renter		Total		Person	
	Total	Hispanic	Total	Hispanic	Total	Hispanic	Total	Hispanic
<i>Number assisted:</i>								
White:	0	0	0	0	0	0		0
Black/African American:	0	0	0	0	0	0	0	0
Asian:	0	0	0	0	0	0	0	0
American Indian/Alaskan Native:	0	0	0	0	0	0	0	0
Native Hawaiian/Other Pacific Islander:	0	0	0	0	0	0	0	0
American Indian/Alaskan Native & White:	0	0	0	0	0	0	0	0
Asian White:	0	0	0	0	0	0	0	0
Black/African American & White:	0	0	0	0	0	0	0	0
American Indian/Alaskan Native & Black/African American:	0	0	0	0	0	0	0	0
Other multi-racial:	0	0	0	0	0	0	0	0
Asian/Pacific Islander:	0	0	0	0	0	0	0	0
Hispanic:	0	0	0	0	0	0	0	0
Total:	0	0	0	0	0	0	0	0
Female-headed Households:	0		0		0			

Income Category:

	Owner	Renter	Total	Person
Extremely Low	0	0	0	0
Low Mod	0	0	0	0
Moderate	0	0	0	0
Non Low Moderate	0	0	0	0
Total	0	0	0	0
Percent Low/Mod				

Annual Accomplishments

Years	Accomplishment Narrative	# Benefitting
-------	--------------------------	---------------

2022 22-23 funding \$15,000. Project underway. The project is 95%. CDBG funds were used to purchase an enclosed cargo trailer for their Recycling Academy. The Academy provides training for severely disabled adults to learn the necessary skills for employment at the Desert Arc Recycling Program and long-term self-sufficiency. Once complete the project will provide availability for the purpose of creating a suitable living environment.

PGM Year: 2022
Project: 0055 - 4.279-22 - St. Elizabeth Food Pantry
IDIS Activity: 6679 - 4.279-22 - St. Elizabeth Food Pantry
Status: Completed 7/7/2023 6:14:04 PM **Objective:** Create suitable living environments
Location: 66700 Pierson Blvd Desert Hot Springs, CA 92240-3740 **Outcome:** Availability/accessibility
Matrix Code: Food Banks (05W) **National Objective:** LMC

Activity to prevent, prepare for, and respond to Coronavirus: No

Initial Funding Date: 11/10/2022

Description:

St.

Financing

	Fund Type	Grant Year	Grant	Funded Amount	Drawn In Program Year	Drawn Thru Program Year
CDBG	EN	2022	B22UC060506	\$5,000.00	\$5,000.00	\$5,000.00
Total	Total			\$5,000.00	\$5,000.00	\$5,000.00

Proposed Accomplishments

People (General) : 250

Actual Accomplishments

	Owner		Renter		Total		Person	
	Total	Hispanic	Total	Hispanic	Total	Hispanic	Total	Hispanic
<i>Number assisted:</i>								
White:	0	0	0	0	0	0	293	157
Black/African American:	0	0	0	0	0	0	68	19
Asian:	0	0	0	0	0	0	12	4
American Indian/Alaskan Native:	0	0	0	0	0	0	17	9
Native Hawaiian/Other Pacific Islander:	0	0	0	0	0	0	0	0
American Indian/Alaskan Native & White:	0	0	0	0	0	0	7	1
Asian White:	0	0	0	0	0	0	4	0
Black/African American & White:	0	0	0	0	0	0	24	6
American Indian/Alaskan Native & Black/African American:	0	0	0	0	0	0	4	4
Other multi-racial:	0	0	0	0	0	0	13	0
Asian/Pacific Islander:	0	0	0	0	0	0	0	0
Hispanic:	0	0	0	0	0	0	0	0
Total:	0	0	0	0	0	0	442	200
Female-headed Households:	0		0		0			

Income Category:

	Owner	Renter	Total	Person
Extremely Low	0	0	0	0

Black/African American:	0	0	0	0	0	0	27	3
Asian:	0	0	0	0	0	0	4	1
American Indian/Alaskan Native:	0	0	0	0	0	0	18	9
Native Hawaiian/Other Pacific Islander:	0	0	0	0	0	0	4	1
American Indian/Alaskan Native & White:	0	0	0	0	0	0	2	1
Asian White:	0	0	0	0	0	0	2	1
Black/African American & White:	0	0	0	0	0	0	11	10
American Indian/Alaskan Native & Black/African American:	0	0	0	0	0	0	0	0
Other multi-racial:	0	0	0	0	0	0	11	0
Asian/Pacific Islander:	0	0	0	0	0	0	0	0
Hispanic:	0	0	0	0	0	0	0	0
Total:	0	0	0	0	0	0	146	30
Female-headed Households:	0		0		0			

Income Category:

	Owner	Renter	Total	Person
Extremely Low	0	0	0	0
Low Mod	0	0	0	141
Moderate	0	0	0	4
Non Low Moderate	0	0	0	1
Total	0	0	0	146
Percent Low/Mod				99.3%

Annual Accomplishments

Years	Accomplishment Narrative	# Benefitting
2022	22-23 funding \$11,164. Project 100% Complete. Blythe Harmony Kitchen provided daily meals to low-income individuals and families in need of food in the City of Blythe and surrounding areas. CDBG funds were used for utilities, food, and operational costs. By providing availability and access to a suitable living environment and accessibility to food, Blythe Harmony Kitchen met the national objective by benefiting 146 extremely low- to low-income persons.	

PGM Year:	2022	
Project:	0057 - 4.282-22 - Las Mananitas I & II Migrant Farmworker Housing	
IDIS Activity:	6682 - 4.282-22 - Las Mananitas I & II Migrant Farmworker Housing	
Status:	Completed 7/10/2023 12:03:16 PM	Objective: Create suitable living environments
Location:	91-200 Ave 63 mecca, CA 92254	Outcome: Availability/accessibility
	Matrix Code: Operating Costs of Homeless/AIDS	National Objective: LMC

Activity to prevent, prepare for, and respond to Coronavirus: No

Initial Funding Date: 11/10/2022

Description:

Coachella Valley Housing Coalition provides an affordable 128-bed seasonal occupancy housing facility for migrant agricultural farm workers.

Financing

	Fund Type	Grant Year	Grant	Funded Amount	Drawn In Program Year	Drawn Thru Program Year
CDBG	EN	2022	B22UC060506	\$10,000.00	\$10,000.00	\$10,000.00
Total	Total			\$10,000.00	\$10,000.00	\$10,000.00

Proposed Accomplishments

People (General) : 150

Actual Accomplishments

	Owner		Renter		Total		Person	
	Total	Hispanic	Total	Hispanic	Total	Hispanic	Total	Hispanic
Number assisted:								
White:	0	0	0	0	0	0	5	5
Black/African American:	0	0	0	0	0	0	187	187
Asian:	0	0	0	0	0	0	0	0
American Indian/Alaskan Native:	0	0	0	0	0	0	0	0
Native Hawaiian/Other Pacific Islander:	0	0	0	0	0	0	0	0
American Indian/Alaskan Native & White:	0	0	0	0	0	0	0	0
Asian White:	0	0	0	0	0	0	0	0
Black/African American & White:	0	0	0	0	0	0	0	0
American Indian/Alaskan Native & Black/African American:	0	0	0	0	0	0	0	0
Other multi-racial:	0	0	0	0	0	0	0	0
Asian/Pacific Islander:	0	0	0	0	0	0	0	0
Hispanic:	0	0	0	0	0	0	0	0
Total:	0	0	0	0	0	0	192	192
Female-headed Households:	0		0		0			

Income Category:

	Owner	Renter	Total	Person
Extremely Low	0	0	0	0
Low Mod	0	0	0	192
Moderate	0	0	0	0
Non Low Moderate	0	0	0	0
Total	0	0	0	192
Percent Low/Mod				100.0%

Annual Accomplishments

Years	Accomplishment Narrative	# Benefitting
2022	22-23 funding \$10,000. Project 100% complete 5/8/2023. Coachella Valley Housing Coalition provided affordable seasonal occupancy at the Las Mananitas I & II Migrant Farm Workers Housing Facility to 192 migrant agricultural farm workers for the purpose of creating a suitable living environment. CVHC used CDBG funds to pay for operating expenses at the Las Mananitas I & II Migrant Farmworker Housing facility. CVHC met the national objective of benefiting 192 extremely low- to low-income persons by providing availability and access to these public services.	

PGM Year:	2022
Project:	0058 - 4.283-22 - Thermal Community Park Project
IDIS Activity:	6683 - 4.283-22 - Thermal Community Park Project
Status:	Open
Location:	45305 Oasis St Corner of Church and Olive Street, Thermal, CA 92274 Indio, CA 92201-4337
Objective:	Create suitable living environments
Outcome:	Availability/accessibility
Matrix Code:	Parks, Recreational Facilities (03F)
National Objective:	LMA

White:	0	0	0	0	0	0	0	0
Black/African American:	0	0	0	0	0	0	0	0
Asian:	0	0	0	0	0	0	0	0
American Indian/Alaskan Native:	0	0	0	0	0	0	0	0
Native Hawaiian/Other Pacific Islander:	0	0	0	0	0	0	0	0
American Indian/Alaskan Native & White:	0	0	0	0	0	0	0	0
Asian White:	0	0	0	0	0	0	0	0
Black/African American & White:	0	0	0	0	0	0	0	0
American Indian/Alaskan Native & Black/African American:	0	0	0	0	0	0	0	0
Other multi-racial:	0	0	0	0	0	0	0	0
Asian/Pacific Islander:	0	0	0	0	0	0	0	0
Hispanic:	0	0	0	0	0	0	0	0
Total:	0	0	0	0	0	0	0	0

Female-headed Households: 0 0 0

Income Category:

	Owner	Renter	Total	Person
Extremely Low	0	0	0	0
Low Mod	0	0	0	0
Moderate	0	0	0	0
Non Low Moderate	0	0	0	0
Total	0	0	0	0
Percent Low/Mod				

Annual Accomplishments

Years	Accomplishment Narrative	# Benefitting
2022	22-23 funding \$25,000. 12.2.2022 reprog \$2,000 from unencumbered for ADC, funding increased to \$27,000. The project is 80% complete. This facility provides medical and comprehensive support services to people living with HIV/AIDS in the Desert communities. CDBG funds were used for asbestos retrofit abatement and purchase materials for the fire suppression system in the 100s sections of the North Wing of Desert Aids Project building to ensure the safety of clients and patients, and to provide fire protection for the facility. The Desert AIDS Project serves presumed low-income individuals whom are severely disabled and are accessing services at the Desert AIDS for the purpose of creating a suitable living environment.	

PGM Year:	2022
Project:	0060 - 4.285-22 - Automatic Security Gates
IDIS Activity:	6685 - 4.285-22 - Automatic Security Gates
Status:	Open
Location:	73255 Country Club Dr Palm Desert, CA 92260-2309
Objective:	Create suitable living environments
Outcome:	Availability/accessibility
Matrix Code:	Parking Facilities (03G)
National Objective:	LMC

Activity to prevent, prepare for, and respond to Coronavirus: No

Initial Funding Date: 11/10/2022

Description:

Desert Arc's mission is to enhance the quality of life and create opportunities for people with disabilities.

Financing

	Fund Type	Grant Year	Grant	Funded Amount	Drawn In Program Year	Drawn Thru Program Year
CDBG	EN	2018	B18UC060506	\$2,000.00	\$1,245.60	\$1,245.60
		2022	B22UC060506	\$37,808.00	\$0.00	\$0.00
Total	Total			\$39,808.00	\$1,245.60	\$1,245.60

Proposed Accomplishments

Public Facilities : 500

Actual Accomplishments

	Owner		Renter		Total		Person	
	Total	Hispanic	Total	Hispanic	Total	Hispanic	Total	Hispanic
<i>Number assisted:</i>								
White:	0	0	0	0	0	0	0	0
Black/African American:	0	0	0	0	0	0	0	0
Asian:	0	0	0	0	0	0	0	0
American Indian/Alaskan Native:	0	0	0	0	0	0	0	0
Native Hawaiian/Other Pacific Islander:	0	0	0	0	0	0	0	0
American Indian/Alaskan Native & White:	0	0	0	0	0	0	0	0
Asian White:	0	0	0	0	0	0	0	0
Black/African American & White:	0	0	0	0	0	0	0	0
American Indian/Alaskan Native & Black/African American:	0	0	0	0	0	0	0	0
Other multi-racial:	0	0	0	0	0	0	0	0
Asian/Pacific Islander:	0	0	0	0	0	0	0	0
Hispanic:	0	0	0	0	0	0	0	0
Total:	0	0	0	0	0	0	0	0
Female-headed Households:	0		0		0			

Income Category:

	Owner	Renter	Total	Person
Extremely Low	0	0	0	0
Low Mod	0	0	0	0
Moderate	0	0	0	0
Non Low Moderate	0	0	0	0
Total	0	0	0	0
Percent Low/Mod				

Annual Accomplishments

Years	Accomplishment Narrative	# Benefitting
2022	22-23 funding \$37,808. 12.14.2022 reprog \$2,000 from unencumbered for ADC, funding increased to \$39,808. Project underway. Desert Arcs mission is to enhance the quality of life and create opportunities for people with disabilities. Desert Arc will use CDBG funds to pay for the costs associated with the construction of automatic gates to the driveway entry to their facility. Once complete the project will provide accessibility for the purpose of creating a suitable living environment.	

PGM Year:	2022
Project:	0061 - 4.286-22 - Riverside County Small Business Recovery Project
IDIS Activity:	6686 - 4.286-22 - Riverside County Small Business Recovery Project
Status:	Completed 7/11/2023 2:20:37 PM
Objective:	Create economic opportunities

Location: 77806 Flora Rd Ste A Palm Desert, CA 92211-4108

Outcome: Availability/accessibility

Matrix Code: Micro-Enterprise Assistance (18C)

National Objective: LMCMC

Activity to prevent, prepare for, and respond to Coronavirus: No

Initial Funding Date: 11/10/2022

Description:

The Coachella Valley Women's Business Center will provide consulting, training, and mentoring services to low- to moderate-income owners of micro-enterprises to provide an opportunity to

Financing

	Fund Type	Grant Year	Grant	Funded Amount	Drawn In Program Year	Drawn Thru Program Year
CDBG	PI			\$10,000.00	\$10,000.00	\$10,000.00
Total	Total			\$10,000.00	\$10,000.00	\$10,000.00

Proposed Accomplishments

People (General) : 25

Actual Accomplishments

<i>Number assisted:</i>	Owner		Renter		Total		Person	
	Total	Hispanic	Total	Hispanic	Total	Hispanic	Total	Hispanic
White:	0	0	0	0	0	0	14	11
Black/African American:	0	0	0	0	0	0	1	0
Asian:	0	0	0	0	0	0	1	0
American Indian/Alaskan Native:	0	0	0	0	0	0	2	2
Native Hawaiian/Other Pacific Islander:	0	0	0	0	0	0	2	0
American Indian/Alaskan Native & White:	0	0	0	0	0	0	0	0
Asian White:	0	0	0	0	0	0	0	0
Black/African American & White:	0	0	0	0	0	0	1	1
American Indian/Alaskan Native & Black/African American:	0	0	0	0	0	0	0	0
Other multi-racial:	0	0	0	0	0	0	4	0
Asian/Pacific Islander:	0	0	0	0	0	0	0	0
Hispanic:	0	0	0	0	0	0	0	0
Total:	0	0	0	0	0	0	25	14
Female-headed Households:	0		0		0			

Income Category:

	Owner	Renter	Total	Person
Extremely Low	0	0	0	0
Low Mod	0	0	0	18
Moderate	0	0	0	2
Non Low Moderate	0	0	0	5
Total	0	0	0	25
Percent Low/Mod				80.0%

Annual Accomplishments

Years	Accomplishment Narrative	# Benefitting
--------------	---------------------------------	----------------------

2022 22-23 funding \$10,000. 6.15.2023 decreased PI by \$10,000.00, increased EN same amount, and funding remains the same at \$10,000. Project is 100% completed. The Riverside County Small Business Recovery Program provided consulting, training, and mentoring services to low- to moderate-income small business owners for the purpose of creating economic opportunity. The Sponsor used CDBG funds to pay for costs associated with staff salaries. By providing availability and accessibility to this program, the Sponsor met the national objective of benefiting 25 low- to moderate-income small business owners.

PGM Year:	2022		
Project:	0062 - 4.BL.56.22 - Miller Park Improvement Project		
IDIS Activity:	6687 - 4.BL.56.22 - Miller Park Improvement Project		
Status:	Canceled 5/26/2023 6:59:37 PM	Objective:	Create suitable living environments
Location:	500 South Lovekin Boulevard Blythe, CA 92225	Outcome:	Availability/accessibility
		Matrix Code:	Parks, Recreational Facilities (03F) National Objective: LMA

Activity to prevent, prepare for, and respond to Coronavirus: No

Initial Funding Date: 11/10/2022

Description:

The City of Blythe will use CDBG funds to design and construct improvements at the city-owned Miller Park.

Financing

No data returned for this view. This might be because the applied filter excludes all data.

Proposed Accomplishments

- Public Facilities : 2,305
- Total Population in Service Area: 1,895
- Census Tract Percent Low / Mod: 63.06

Annual Accomplishments

Years	Accomplishment Narrative	# Benefitting
2022	22-23 funding \$100,451. 11.17.2022 reprog \$82,889 from unencumbered (city requested to cancel 4.BL.52-20), funding increased to \$183,340. 12.2.2022 reprog \$5,000 from unencumbered for ADC, funding increased to \$188,340. 2.10.2023 Per city request reprog \$100,000 to idis#6646, funding decreased to \$88,340. 5.5.2023 per city request reprog \$83,340.00 to idis#6635, funding decreased to \$5,000. 5.26.2023 reprog \$5,000 ADC to unencumbered, funding decreased to \$0. Per City canceled project.	

PGM Year:	2022		
Project:	0063 - 4.CO.27-22 - Bagdouma Park Rehabilitation Project Phase III		
IDIS Activity:	6688 - 4.CO.27-22 - Bagdouma Park Rehabilitation Project Phase III		
Status:	Open	Objective:	Create suitable living environments
Location:	51723 Douma St Coachella, CA 92236-2467	Outcome:	Availability/accessibility
		Matrix Code:	Parks, Recreational Facilities (03F) National Objective: LMA

Activity to prevent, prepare for, and respond to Coronavirus: No

Initial Funding Date: 11/10/2022

Description:

The City of Coachella will use CDBG funds for multi-phase park improvements at Bagdouma Park.

Financing

	Fund Type	Grant Year	Grant	Funded Amount	Drawn In Program Year	Drawn Thru Program Year
--	-----------	------------	-------	---------------	-----------------------	-------------------------

CDBG	EN	2019	B19UC060506	\$5,000.00	\$0.00	\$0.00
		2022	B22UC060506	\$289,365.00	\$0.00	\$0.00
Total	Total			\$294,365.00	\$0.00	\$0.00

Proposed Accomplishments

Public Facilities : 49,015
 Total Population in Service Area: 52,515
 Census Tract Percent Low / Mod: 60.81

Annual Accomplishments

Years	Accomplishment Narrative	# Benefitting
2022	22-23 funding \$289,365. 12.2.2022 reprog \$5,000 from unencumbered for ADC, funding increased to \$294,365. The project is 0% complete. The City of Coachella will use CDBG funds for multi-phase park improvements at Bagdouma Park for the purpose of creating a suitable living environment. Phase III of this project will install a new, prefabricated public restroom facility near basketball courts and replace field lighting in soccer fields. CDBG funds will be used for design, construction costs, project management, compliance monitoring, inspections, and other related expenses.	

PGM Year:	2022
Project:	0064 - 4.DHS.36-22 - Mission Springs Park Improvements
IDIS Activity:	6689 - 4.DHS.36-22 - Mission Springs Park Improvements
Status:	Open
Location:	11999 Palm Dr Desert Hot Springs, CA 92240-3609
Objective:	Create suitable living environments
Outcome:	Availability/accessibility
Matrix Code:	Parks, Recreational Facilities (03F)
National Objective:	LMA

Activity to prevent, prepare for, and respond to Coronavirus: No

Initial Funding Date: 11/10/2022

Description:

The City of Desert Hot Springs will use CDBG funds to improve Mission Springs Park's existing restrooms, snack bar, and storage area to be ADA-compliant.

Financing

	Fund Type	Grant Year	Grant	Funded Amount	Drawn In Program Year	Drawn Thru Program Year
CDBG	EN	2019	B19UC060506	\$5,000.00	\$559.17	\$559.17
		2022	B22UC060506	\$275,529.00	\$0.00	\$0.00
Total	Total			\$280,529.00	\$559.17	\$559.17

Proposed Accomplishments

Public Facilities : 28,825
 Total Population in Service Area: 4,150
 Census Tract Percent Low / Mod: 68.07

Annual Accomplishments

Years	Accomplishment Narrative	# Benefitting
2022	22-23 funding \$275,529. 12.2.2022 reprog \$5,000 from unencumbered for ADC, funding increased to \$280,529. The project is 0% completed. Project is currently in design phase. Construction anticipated to start early 2024. The City of Desert Hot Springs will use CDBG funds to improve Mission Springs Park existing restrooms, snack bar and storage area to be ADA compliant from the purpose of creating a suitable living environment. CDBG funds will be used to pay for design, construction, project management, compliance monitoring, inspection, and other related expenses.	

PGM Year:	2022
------------------	------

Project: 0065 - 4.LQ.46-22 - Membership Fees Waiver/Reduction Program
IDIS Activity: 6690 - 4.LQ.46-22 - Membership Fees Waiver/Reduction Program
Status: Completed 7/11/2023 2:30:56 PM **Objective:** Create suitable living environments
Location: 49-995 Moon River Drive La Quinta, CA 92253 **Outcome:** Affordability
Matrix Code: Other Public Services Not Listed in 05A- **National Objective:** LMC

Activity to prevent, prepare for, and respond to Coronavirus: No
Initial Funding Date: 11/10/2022

Description:
 The Boys and Girls Club will use CDBG funds to provide membership "Scholarships" to at-risk youthchildren ages 7-18 from low-income families.

Financing

	Fund Type	Grant Year	Grant	Funded Amount	Drawn In Program Year	Drawn Thru Program Year
CDBG	EN	2022	B22UC060506	\$3,315.00	\$3,315.00	\$3,315.00
Total	Total			\$3,315.00	\$3,315.00	\$3,315.00

Proposed Accomplishments

People (General) : 140

Actual Accomplishments

	Owner		Renter		Total		Person	
	Total	Hispanic	Total	Hispanic	Total	Hispanic	Total	Hispanic
White:	0	0	0	0	0	0	4	4
Black/African American:	0	0	0	0	0	0	0	0
Asian:	0	0	0	0	0	0	0	0
American Indian/Alaskan Native:	0	0	0	0	0	0	0	0
Native Hawaiian/Other Pacific Islander:	0	0	0	0	0	0	0	0
American Indian/Alaskan Native & White:	0	0	0	0	0	0	0	0
Asian White:	0	0	0	0	0	0	0	0
Black/African American & White:	0	0	0	0	0	0	0	0
American Indian/Alaskan Native & Black/African American:	0	0	0	0	0	0	0	0
Other multi-racial:	0	0	0	0	0	0	9	0
Asian/Pacific Islander:	0	0	0	0	0	0	0	0
Hispanic:	0	0	0	0	0	0	0	0
Total:	0	0	0	0	0	0	13	4
Female-headed Households:	0		0		0			

Income Category:

	Owner	Renter	Total	Person
Extremely Low	0	0	0	0
Low Mod	0	0	0	12
Moderate	0	0	0	1
Non Low Moderate	0	0	0	0
Total	0	0	0	13
Percent Low/Mod				100.0%

American Indian/Alaskan Native:	0	0	0	0	0	0	9	6
Native Hawaiian/Other Pacific Islander:	0	0	0	0	0	0	9	6
American Indian/Alaskan Native & White:	0	0	0	0	0	0	12	2
Asian White:	0	0	0	0	0	0	5	2
Black/African American & White:	0	0	0	0	0	0	22	7
American Indian/Alaskan Native & Black/African American:	0	0	0	0	0	0	3	2
Other multi-racial:	0	0	0	0	0	0	57	0
Asian/Pacific Islander:	0	0	0	0	0	0	0	0
Hispanic:	0	0	0	0	0	0	0	0
Total:	0	0	0	0	0	0	1,270	678

Female-headed Households: 0 0 0

Income Category:

	Owner	Renter	Total	Person
Extremely Low	0	0	0	935
Low Mod	0	0	0	274
Moderate	0	0	0	46
Non Low Moderate	0	0	0	15
Total	0	0	0	1,270
Percent Low/Mod				98.8%

Annual Accomplishments

Years	Accomplishment Narrative	# Benefitting
2022	22-23 funding \$7,809. The project is 100% complete 01/31/2023. Menifee Valley Community Cupboard (MVCC) provided emergency food boxes to low-income individuals and families living in the Menifee Valley for the purpose of creating a suitable living environment. Menifee Community Cupboard used CDBG funds to pay for rent and utilities at their facility. By providing access to food for low-income residents, MVCC met the national objective of benefiting approximately 1270 unduplicated low- to moderate-income residents in the Menifee Valley community. Leverage funding included federal funds, private donations, earnings from their thrift store, and local funds. MVCC served over 1000 additional clients in response to CDBG funding paired with additional funds from private donations, fundraising, and other federal as well as in-kind food donations provided leverage funding.	

PGM Year:	2022
Project:	0068 - 5.112-22 - Bogart Regional Park ADA Parking Lot Improvements
IDIS Activity:	6693 - 5.112-22 - Bogart Regional Park ADA Parking Lot Improvements
Status:	Open
Location:	9600 International Way Cherry Valley, CA 92223-1475
Objective:	Create suitable living environments
Outcome:	Sustainability
Matrix Code:	Parking Facilities (03G)
National Objective:	LMC

Activity to prevent, prepare for, and respond to Coronavirus: No

Initial Funding Date: 11/10/2022

Description:

The Beaumont-Cherry Valley Recreation & Park District will use CDBG funds for ADA improvements to the Bogart Regional Park Parking Lots.

Financing

	Fund Type	Grant Year	Grant	Funded Amount	Drawn In Program Year	Drawn Thru Program Year
CDBG	FN	2019	B19UC060506	\$2,000.00	\$1,414.07	\$1,414.07

CDBG	LY	2022	B22UC060506	\$58,266.00	\$0.00	\$0.00
Total	Total			\$60,266.00	\$1,414.07	\$1,414.07

Proposed Accomplishments

Public Facilities : 519

Actual Accomplishments

	Owner		Renter		Total		Person	
	Total	Hispanic	Total	Hispanic	Total	Hispanic	Total	Hispanic
<i>Number assisted:</i>								
White:	0	0	0	0	0	0		0
Black/African American:	0	0	0	0	0	0	0	0
Asian:	0	0	0	0	0	0	0	0
American Indian/Alaskan Native:	0	0	0	0	0	0	0	0
Native Hawaiian/Other Pacific Islander:	0	0	0	0	0	0	0	0
American Indian/Alaskan Native & White:	0	0	0	0	0	0	0	0
Asian White:	0	0	0	0	0	0	0	0
Black/African American & White:	0	0	0	0	0	0	0	0
American Indian/Alaskan Native & Black/African American:	0	0	0	0	0	0	0	0
Other multi-racial:	0	0	0	0	0	0	0	0
Asian/Pacific Islander:	0	0	0	0	0	0	0	0
Hispanic:	0	0	0	0	0	0	0	0
Total:	0	0	0	0	0	0	0	0
Female-headed Households:	0		0		0			

Income Category:

	Owner	Renter	Total	Person
Extremely Low	0	0	0	0
Low Mod	0	0	0	0
Moderate	0	0	0	0
Non Low Moderate	0	0	0	0
Total	0	0	0	0
Percent Low/Mod				

Annual Accomplishments

Years	Accomplishment Narrative	# Benefitting
2022	22-23 funding \$58,266. 12.2.2022 reprog \$2,000 from unencumbered for ADC, funding increased to \$60,266. The project is 25% complete. The Beaumont-Cherry Valley Recreation & Park District will use CDBG funds for ADA improvements to the Bogart Regional Park Parking Lots for the purpose of creating a suitable living environment. The improvements will consist of demolition, grading, paving, observed spaces and adjacent loading zones slopes, provide Designated Van-Accessible Parking spaces, striping, and proper signage. These improvements provide a safe environment with ADA accessibility. Eligible CDBG expenses will include design, construction, project management, compliance monitoring, and other project-related activities.	

PGM Year:	2022
Project:	0069 - 5.BEA.49-22 - City of Beaumont ADA Improvements
IDIS Activity:	6694 - 5.BEA.49-22 - City of Beaumont ADA Improvements
Status:	Open
Objective:	Create suitable living environments

White:	0	0	0	0	0	0	3	3
Black/African American:	0	0	0	0	0	0	6	1
Asian:	0	0	0	0	0	0	0	0
American Indian/Alaskan Native:	0	0	0	0	0	0	0	0
Native Hawaiian/Other Pacific Islander:	0	0	0	0	0	0	0	0
American Indian/Alaskan Native & White:	0	0	0	0	0	0	0	0
Asian White:	0	0	0	0	0	0	1	1
Black/African American & White:	0	0	0	0	0	0	2	0
American Indian/Alaskan Native & Black/African American:	0	0	0	0	0	0	0	0
Other multi-racial:	0	0	0	0	0	0	0	0
Asian/Pacific Islander:	0	0	0	0	0	0	0	0
Hispanic:	0	0	0	0	0	0	0	0
Total:	0	0	0	0	0	0	12	5
Female-headed Households:	0		0		0			

Income Category:

	Owner	Renter	Total	Person
Extremely Low	0	0	0	0
Low Mod	0	0	0	12
Moderate	0	0	0	0
Non Low Moderate	0	0	0	0
Total	0	0	0	12
Percent Low/Mod				100.0%

Annual Accomplishments

Years	Accomplishment Narrative	# Benefiting
2022	22-23 funding \$10,000. 6.15.2023 decreased PI by \$10,000.00, increased EN same amount, and funding remains the same at \$10,000. Project Complete 04/12/2022. The Boys & Girls Club provided mentorship and courses in character and leadership, arts, health and life skills, education and technology, and sports and recreation enrichment to 12 low-income youth through their Teens Continue to Lead program for the purpose of providing a suitable living environment that is accessible to low-income clients. The Boys & Girls Club used CDBG funds for staff salaries associated with overseeing youth and administering program activities. Leverage funding was utilized from other federal funding as well as local and private donations.	

PGM Year:	2022		
Project:	0073 - 5.BN.58-22 - Sylvan Park Improvement Project II		
IDIS Activity:	6696 - 5.BN.58-22 - Sylvan Park Improvement Project II		
Status:	Open	Objective:	Create suitable living environments
Location:	2798 W. George Banning, CA 92220	Outcome:	Sustainability
		Matrix Code:	Parks, Recreational Facilities (03F)
		National Objective:	LMA

Activity to prevent, prepare for, and respond to Coronavirus: No

Initial Funding Date: 11/14/2022

Description:

The City of Banning will use CDBG to design and construct improvements at Sylvan Park.

Financing

	Fund Type	Grant Year	Grant	Funded Amount	Drawn In Program Year	Drawn Thru Program Year
CDBG	EN	2019	B19UC060506	\$29,975.37	\$99.79	\$99.79
		2022	B22UC060506	\$80,000.00	\$0.00	\$0.00
Total	Total			\$109,975.37	\$99.79	\$99.79

Proposed Accomplishments

Public Facilities : 2,940
 Total Population in Service Area: 2,940
 Census Tract Percent Low / Mod: 55.10

Annual Accomplishments

Years	Accomplishment Narrative	# Benefitting
2022	22-23 funding \$80,000. 12.2.2022 reprog \$2,000 from unencumbered for ADC, funding increased to \$82,000. 3.9.2023 reprog \$27,975.37 (\$1,677.87 from idis#6317 and \$26,297.50 from idis#6448), funding increased to \$109,975.37. The project is 0% complete. The City of Banning will use CDBG for the design and construction of improvements at Sylvan Park. Improvements include but are not limited to the installation of benches, drinking fountains with dog stations, and dog waste receptacles for the purpose of creating a suitable living environment. Eligible CDBG expenses will include design, construction, project management, compliance monitoring, and other related activities.	

PGM Year:	2022	
Project:	0074 - 5.BN.59-22 - Lions Park Project II	
IDIS Activity:	6697 - 5.BN.59-22 - Lions Park Project II	
Status:	Open	Objective: Create suitable living environments
Location:	955 South Hargrave Banning, CA 92220	Outcome: Sustainability
		Matrix Code: Parks, Recreational Facilities (03F) National Objective: LMA

Activity to prevent, prepare for, and respond to Coronavirus: No

Initial Funding Date: 11/14/2022

Description:

The City of Banning will use CDBG funds for improvements at Lions Park.

Financing

	Fund Type	Grant Year	Grant	Funded Amount	Drawn In Program Year	Drawn Thru Program Year
CDBG	EN	2019	B19UC060506	\$5,000.00	\$99.79	\$99.79
		2022	B22UC060506	\$104,818.00	\$0.00	\$0.00
Total	Total			\$109,818.00	\$99.79	\$99.79

Proposed Accomplishments

Public Facilities : 9,435
 Total Population in Service Area: 9,435
 Census Tract Percent Low / Mod: 64.97

Annual Accomplishments

Years	Accomplishment Narrative	# Benefitting
-------	--------------------------	---------------

2022 22-23 funding \$104,818. 12.2.2022 reprog \$5,000 from unencumbered for ADC, funding increased to \$109,818. The project is 0% complete. The City of Banning will use CDBG funds for the design and construction of improvements to Lions Park for the purpose of creating a suitable living environment. Improvements include re-design and replacing the aging irrigation system and fencing on the fields. CDBG funds will be used for design, construction, project management, compliance monitoring, and other related activities.

PGM Year: 2022
Project: 0075 - 5.CM.03-22 - Norton Younglove Senior Center ADA Improvements II
IDIS Activity: 6698 - 5.CM.03-22 - Norton Younglove Senior Center ADA Improvements II
Status: Open **Objective:** Create suitable living environments
Location: 908 Park Ave Calimesa, CA 92320-1148 **Outcome:** Availability/accessibility
Matrix Code: Senior Centers (03A) **National Objective:** LMC

Activity to prevent, prepare for, and respond to Coronavirus: No

Initial Funding Date: 11/14/2022

Description:

The City of Calimesa will use CDBG funds for ADA upgrades to the Norton Younglove Senior Center.

Financing

	Fund Type	Grant Year	Grant	Funded Amount	Drawn In Program Year	Drawn Thru Program Year
CDBG	EN	2018	B18UC060506	\$868.32	\$0.00	\$0.00
		2019	B19UC060506	\$2,000.00	\$484.62	\$484.62
		2021	B21UC060506	\$0.30	\$0.00	\$0.00
		2022	B22UC060506	\$31,931.00	\$0.00	\$0.00
Total	Total			\$34,799.62	\$484.62	\$484.62

Proposed Accomplishments

Public Facilities : 1,000

Actual Accomplishments

	Owner		Renter		Total		Person	
	Total	Hispanic	Total	Hispanic	Total	Hispanic	Total	Hispanic
<i>Number assisted:</i>								
White:	0	0	0	0	0	0	0	0
Black/African American:	0	0	0	0	0	0	0	0
Asian:	0	0	0	0	0	0	0	0
American Indian/Alaskan Native:	0	0	0	0	0	0	0	0
Native Hawaiian/Other Pacific Islander:	0	0	0	0	0	0	0	0
American Indian/Alaskan Native & White:	0	0	0	0	0	0	0	0
Asian White:	0	0	0	0	0	0	0	0
Black/African American & White:	0	0	0	0	0	0	0	0
American Indian/Alaskan Native & Black/African American:	0	0	0	0	0	0	0	0
Other multi-racial:	0	0	0	0	0	0	0	0
Asian/Pacific Islander:	0	0	0	0	0	0	0	0
Hispanic:	0	0	0	0	0	0	0	0
Total:	0	0	0	0	0	0	0	0
Female-headed Households:	0		0		0			

Black/African American:	0	0	0	0	0	0	0	0
Asian:	0	0	0	0	0	0	0	0
American Indian/Alaskan Native:	0	0	0	0	0	0	0	0
Native Hawaiian/Other Pacific Islander:	0	0	0	0	0	0	0	0
American Indian/Alaskan Native & White:	0	0	0	0	0	0	0	0
Asian White:	0	0	0	0	0	0	0	0
Black/African American & White:	0	0	0	0	0	0	0	0
American Indian/Alaskan Native & Black/African American:	0	0	0	0	0	0	0	0
Other multi-racial:	0	0	0	0	0	0	0	0
Asian/Pacific Islander:	0	0	0	0	0	0	0	0
Hispanic:	0	0	0	0	0	0	0	0
Total:	0	0	0	0	0	0	0	0
Female-headed Households:	0		0		0			

Income Category:

	Owner	Renter	Total	Person
Extremely Low	0	0	0	0
Low Mod	0	0	0	0
Moderate	0	0	0	0
Non Low Moderate	0	0	0	0
Total	0	0	0	0
Percent Low/Mod				

Annual Accomplishments

Years	Accomplishment Narrative	# Benefitting
2022	1.11.2023 reprog \$40,000 from idis#6635, funding increased to \$40,000. Housing Rehab activity is 15% complete. CDBG funds will be used to pay for the cost associated with replacing the existing roof, stucco repair, replacing two doors and installing doors, removing and replacing exterior light fixtures, stripping paint and repairing concrete steps, and painting the exterior house. This activity aims to improve one (1) residential structure and meet the national objective of benefiting a low-moderate income household in the unincorporated area of Lakeland Village.	

PGM Year:	2022
Project:	0012 - 9.231-22 - Home Enhancement Program
IDIS Activity:	6705 - 9.231-22-3 - Home Rehab Activity
Status:	Open
Location:	17131 Alameda Dr Perris, CA 92570-9553
Objective:	Provide decent affordable housing
Outcome:	Affordability
Matrix Code:	Rehab; Single-Unit Residential (14A)
National Objective:	LMH

Activity to prevent, prepare for, and respond to Coronavirus: No

Initial Funding Date: 01/11/2023

Description:

The Home Enhancement Program will use CDBG funds to pay for minor roof repairs,a sliding door, doors, windowsscreens, stairways, exterior lighting, and paint to the exterior of the house

Financing

	Fund Type	Grant Year	Grant	Funded Amount	Drawn In Program Year	Drawn Thru Program Year
CDBG	FN	2019	B19UC060506	\$35,174.60	\$2,286.22	\$2,286.22

CDBG	LEP	2020	B20UC060506	\$4,825.40	\$0.00	\$0.00
Total	Total			\$40,000.00	\$2,286.22	\$2,286.22

Proposed Accomplishments

Housing Units : 1

Actual Accomplishments

	Owner		Renter		Total		Person	
	Total	Hispanic	Total	Hispanic	Total	Hispanic	Total	Hispanic
<i>Number assisted:</i>								
White:	0	0	0	0	0	0		0
Black/African American:	0	0	0	0	0	0	0	0
Asian:	0	0	0	0	0	0	0	0
American Indian/Alaskan Native:	0	0	0	0	0	0	0	0
Native Hawaiian/Other Pacific Islander:	0	0	0	0	0	0	0	0
American Indian/Alaskan Native & White:	0	0	0	0	0	0	0	0
Asian White:	0	0	0	0	0	0	0	0
Black/African American & White:	0	0	0	0	0	0	0	0
American Indian/Alaskan Native & Black/African American:	0	0	0	0	0	0	0	0
Other multi-racial:	0	0	0	0	0	0	0	0
Asian/Pacific Islander:	0	0	0	0	0	0	0	0
Hispanic:	0	0	0	0	0	0	0	0
Total:	0	0	0	0	0	0	0	0
Female-headed Households:	0		0		0			

Income Category:

	Owner	Renter	Total	Person
Extremely Low	0	0	0	0
Low Mod	0	0	0	0
Moderate	0	0	0	0
Non Low Moderate	0	0	0	0
Total	0	0	0	0
Percent Low/Mod				

Annual Accomplishments

Years	Accomplishment Narrative	# Benefiting
2022	1.11.2023 reprog \$40,000 from idis#6635, funding increased to \$40,000. Housing Rehab activity is 15% complete. CDBG funds will be used to pay for the cost associated with replacing the existing roof, installing energy-efficient windows and screens, removing and replacing sliding glass door, replacing two doors, installing address numbers, installing lighting fixtures, repairing and replacing all trim around existing window A/C unit, repair steps, and painting the exterior house. This activity aims to improve one (1) residential structure and meet the national objective of benefiting a low-moderate income household in the unincorporated area of Lake Matthews.	

PGM Year:	2022
Project:	0012 - 9.231-22 - Home Enhancement Program
IDIS Activity:	6706 - 9.231-22-4 - Home Rehab Activity
Status:	Open
Objective:	Provide decent affordable housing

Location: 21650 Steele Peak Dr Perris, CA 92570-8297

Outcome: Affordability

Matrix Code: Rehab; Single-Unit Residential (14A)

National Objective: LMH

Activity to prevent, prepare for, and respond to Coronavirus: No

Initial Funding Date: 01/11/2023

Description:

The Home Enhancement Program will use CDBG funds to pay for minor roof repairs, fascia boards, doors, windowsscreens, partial fence replacement, exterior lighting, stucco repairs and paint

Financing

	Fund Type	Grant Year	Grant	Funded Amount	Drawn In Program Year	Drawn Thru Program Year
CDBG	EN	2020	B20UC060506	\$40,000.00	\$718.38	\$718.38
Total	Total			\$40,000.00	\$718.38	\$718.38

Proposed Accomplishments

Housing Units : 1

Actual Accomplishments

<i>Number assisted:</i>	Owner		Renter		Total		Person	
	Total	Hispanic	Total	Hispanic	Total	Hispanic	Total	Hispanic
White:	0	0	0	0	0	0	0	0
Black/African American:	0	0	0	0	0	0	0	0
Asian:	0	0	0	0	0	0	0	0
American Indian/Alaskan Native:	0	0	0	0	0	0	0	0
Native Hawaiian/Other Pacific Islander:	0	0	0	0	0	0	0	0
American Indian/Alaskan Native & White:	0	0	0	0	0	0	0	0
Asian White:	0	0	0	0	0	0	0	0
Black/African American & White:	0	0	0	0	0	0	0	0
American Indian/Alaskan Native & Black/African American:	0	0	0	0	0	0	0	0
Other multi-racial:	0	0	0	0	0	0	0	0
Asian/Pacific Islander:	0	0	0	0	0	0	0	0
Hispanic:	0	0	0	0	0	0	0	0
Total:	0	0	0	0	0	0	0	0
Female-headed Households:	0		0		0			

Income Category:

	Owner	Renter	Total	Person
Extremely Low	0	0	0	0
Low Mod	0	0	0	0
Moderate	0	0	0	0
Non Low Moderate	0	0	0	0
Total	0	0	0	0
Percent Low/Mod				

Annual Accomplishments

Years	Accomplishment Narrative	# Benefitting
--------------	---------------------------------	----------------------

2022 1.11.2023 reprog \$40,000 from idis#6635, funding increased to \$40,000. Housing Rehab activity is 10% complete. CDBG funds will be used to pay for the cost associated with replacing the existing roof, replacing damaged fascia, installing energy-efficient windows and screens, removing all loose stucco and repair areas indicated, replacing two doors and installing security doors, painting the exterior house, installing a/c brackets, replace address numbers, replace and repair the fence, and fix lighting fixtures. This activity aims to improve one (1) residential structure and meet the national objective of benefiting a low-moderate income household in the unincorporated area of Good Hope.

PGM Year:	2022
Project:	0022 - 0.249-22 - Home Enhancement Program
IDIS Activity:	6707 - 0.249-22-1 - Home Rehab Activity
Status:	Open
Location:	73291 Colonial Dr Thousand Palms, CA 92276-3709
Objective:	Provide decent affordable housing
Outcome:	Affordability
Matrix Code:	Rehab; Single-Unit Residential (14A)
National Objective:	LMH

Activity to prevent, prepare for, and respond to Coronavirus: No

Initial Funding Date: 01/12/2023

Description:

The Home Enhancement Program will use CDBG funds to pay for minor roof repairs, fascia boards, doors, french doors and screens, windowsscreens, teardown of the remains of a garage

Financing

	Fund Type	Grant Year	Grant	Funded Amount	Drawn In Program Year	Drawn Thru Program Year
CDBG	EN	2020	B20UC060506	\$2,000.00	\$1,281.48	\$1,281.48
		2021	B21UC060506	\$38,000.00	\$0.00	\$0.00
Total	Total			\$40,000.00	\$1,281.48	\$1,281.48

Proposed Accomplishments

Housing Units : 1

Actual Accomplishments

	Owner		Renter		Total		Person	
	Total	Hispanic	Total	Hispanic	Total	Hispanic	Total	Hispanic
<i>Number assisted:</i>								
White:	0	0	0	0	0	0	0	0
Black/African American:	0	0	0	0	0	0	0	0
Asian:	0	0	0	0	0	0	0	0
American Indian/Alaskan Native:	0	0	0	0	0	0	0	0
Native Hawaiian/Other Pacific Islander:	0	0	0	0	0	0	0	0
American Indian/Alaskan Native & White:	0	0	0	0	0	0	0	0
Asian White:	0	0	0	0	0	0	0	0
Black/African American & White:	0	0	0	0	0	0	0	0
American Indian/Alaskan Native & Black/African American:	0	0	0	0	0	0	0	0
Other multi-racial:	0	0	0	0	0	0	0	0
Asian/Pacific Islander:	0	0	0	0	0	0	0	0
Hispanic:	0	0	0	0	0	0	0	0
Total:	0	0	0	0	0	0	0	0
Female-headed Households:	0		0		0			

American Indian/Alaskan Native & Black/African American:	0	0	0	0	0	0	0	0
Other multi-racial:	0	0	0	0	0	0	0	0
Asian/Pacific Islander:	0	0	0	0	0	0	0	0
Hispanic:	0	0	0	0	0	0	0	0
Total:	0	0	0	0	0	0	0	0

Female-headed Households: 0 0 0

Income Category:

	Owner	Renter	Total	Person
Extremely Low	0	0	0	0
Low Mod	0	0	0	0
Moderate	0	0	0	0
Non Low Moderate	0	0	0	0
Total	0	0	0	0
Percent Low/Mod				

Annual Accomplishments

Years	Accomplishment Narrative	# Benefitting
2022	1.12.2023 reprog \$40,000 from idis#6646, funding increased to \$40,000. Housing Rehab activity is 10% complete. CDBG funds will be used to pay for the cost associated with replacing the existing roof, removing and replacing the doors, installing energy-efficient windows, stucco repair, removing and replacing exterior light fixtures, and painting the exterior of the house. This activity aims to improve one (1) residential structure and meet the national objective of benefiting a low-moderate income household in the unincorporated area of Nuevo.	

PGM Year:	2022
Project:	0022 - 0.249-22 - Home Enhancement Program
IDIS Activity:	6709 - 0.249-22-3 - Home Rehab Activity
Status:	Open
Location:	26530 Placentia Ave Perris, CA 92571-7400
Objective:	Provide decent affordable housing
Outcome:	Affordability
Matrix Code:	Rehab; Single-Unit Residential (14A)
National Objective:	LMH

Activity to prevent, prepare for, and respond to Coronavirus: No

Initial Funding Date: 01/12/2023

Description:

The Home Enhancement Program will use CDBG funds to pay for minor roof repairs, and fascia boards, repair the bottom trim, doors, windowsscreens, and light fixtures, replace an outlet with

Financing

	Fund Type	Grant Year	Grant	Funded Amount	Drawn In Program Year	Drawn Thru Program Year
CDBG	EN	2021	B21UC060506	\$40,000.00	\$1,865.50	\$1,865.50
Total	Total			\$40,000.00	\$1,865.50	\$1,865.50

Proposed Accomplishments

Housing Units : 1

Actual Accomplishments

<i>Number assisted:</i>	Owner		Renter		Total		Person	
	Total	Hispanic	Total	Hispanic	Total	Hispanic	Total	Hispanic

White:	0	0	0	0	0	0	0	0
Black/African American:	0	0	0	0	0	0	0	0
Asian:	0	0	0	0	0	0	0	0
American Indian/Alaskan Native:	0	0	0	0	0	0	0	0
Native Hawaiian/Other Pacific Islander:	0	0	0	0	0	0	0	0
American Indian/Alaskan Native & White:	0	0	0	0	0	0	0	0
Asian White:	0	0	0	0	0	0	0	0
Black/African American & White:	0	0	0	0	0	0	0	0
American Indian/Alaskan Native & Black/African American:	0	0	0	0	0	0	0	0
Other multi-racial:	0	0	0	0	0	0	0	0
Asian/Pacific Islander:	0	0	0	0	0	0	0	0
Hispanic:	0	0	0	0	0	0	0	0
Total:	0	0	0	0	0	0	0	0
Female-headed Households:	0		0		0			

Income Category:

	Owner	Renter	Total	Person
Extremely Low	0	0	0	0
Low Mod	0	0	0	0
Moderate	0	0	0	0
Non Low Moderate	0	0	0	0
Total	0	0	0	0
Percent Low/Mod				

Annual Accomplishments

Years	Accomplishment Narrative	# Benefiting
2022	1.12.2023 reprog \$40,000 from idis#6646, funding increased to \$40,000. Housing Rehab activity is 15% complete. CDBG funds will be used to pay for the cost associated with replacing the existing roof, removing and replacing the base trim, installing energy-efficient windows, removing and replacing exterior light fixtures, removing and replacing the existing electrical box cover, removing and replacing doors, replacing the single-car garage door. This activity aims to improve one (1) residential structure and meet the national objective of benefiting a low-moderate income household in the unincorporated area of Nuevo.	

PGM Year:	2022
Project:	0022 - 0.249-22 - Home Enhancement Program
IDIS Activity:	6710 - 0.249-22-4 - Home Rehab Activity
Status:	Open
Location:	66572 Hacienda Ave Desert Hot Springs, CA 92240-5861
Objective:	Provide decent affordable housing
Outcome:	Affordability
Matrix Code:	Rehab; Single-Unit Residential (14A)
National Objective:	LMH

Activity to prevent, prepare for, and respond to Coronavirus: No

Initial Funding Date: 01/12/2023

Description:

The Home Enhancement Program will use CDBG funds to pay for stucco repairs, replace the garage door, mailbox, doors, windowsscreens, and paint the exterior of the manufactured home.

Financing

	Fund Type	Grant Year	Grant	Funded Amount	Drawn In Program Year	Drawn Thru Program Year
CDBG	EN	2021	B21UC060506	\$12,582.03	\$1,155.17	\$1,155.17
		2022	B22UC060506	\$27,417.97	\$0.00	\$0.00
Total	Total			\$40,000.00	\$1,155.17	\$1,155.17

Proposed Accomplishments

Housing Units : 1

Actual Accomplishments

	Owner		Renter		Total		Person	
	Total	Hispanic	Total	Hispanic	Total	Hispanic	Total	Hispanic
<i>Number assisted:</i>								
White:	0	0	0	0	0	0	0	0
Black/African American:	0	0	0	0	0	0	0	0
Asian:	0	0	0	0	0	0	0	0
American Indian/Alaskan Native:	0	0	0	0	0	0	0	0
Native Hawaiian/Other Pacific Islander:	0	0	0	0	0	0	0	0
American Indian/Alaskan Native & White:	0	0	0	0	0	0	0	0
Asian White:	0	0	0	0	0	0	0	0
Black/African American & White:	0	0	0	0	0	0	0	0
American Indian/Alaskan Native & Black/African American:	0	0	0	0	0	0	0	0
Other multi-racial:	0	0	0	0	0	0	0	0
Asian/Pacific Islander:	0	0	0	0	0	0	0	0
Hispanic:	0	0	0	0	0	0	0	0
Total:	0	0	0	0	0	0	0	0
Female-headed Households:	0		0		0			

Income Category:

	Owner	Renter	Total	Person
Extremely Low	0	0	0	0
Low Mod	0	0	0	0
Moderate	0	0	0	0
Non Low Moderate	0	0	0	0
Total	0	0	0	0
Percent Low/Mod				

Annual Accomplishments

Years	Accomplishment Narrative	# Benefitting
2022	1.12.2023 reprog \$40,000 from idis#6646, funding increased to \$40,000. Housing Rehab activity is 20% complete. CDBG funds will be used to pay for costs associated with replacing windows and screens, the relocation of the mailbox, and the light fixture. This activity aims to improve one (1) residential structure and met the national objective of benefiting a low-moderate income household in the City of Desert Hot Springs.	

PGM Year:	2022
Project:	0022 - 0.249-22 - Home Enhancement Program
IDIS Activity:	6711 - 0.249-22-5 - Home Rehab Activity

Status: Open
 Location: 22781 Mirileste Dr Nuevo, CA 92567-9745

Objective: Provide decent affordable housing
 Outcome: Affordability
 Matrix Code: Rehab; Single-Unit Residential (14A) National Objective: LMH

Activity to prevent, prepare for, and respond to Coronavirus: No

Initial Funding Date: 01/12/2023

Description:

The Home Enhancement Program will use CDBG funds to pay for repairs to the skirting, walls, bottom trim, flashing, gutters and downspouts, doors and weatherize, replace a sliding

Financing

	Fund Type	Grant Year	Grant	Funded Amount	Drawn In Program Year	Drawn Thru Program Year
CDBG	EN	2022	B22UC060506	\$40,000.00	\$0.00	\$0.00
Total	Total			\$40,000.00	\$0.00	\$0.00

Proposed Accomplishments

Housing Units : 1

Actual Accomplishments

	Owner		Renter		Total		Person	
	Total	Hispanic	Total	Hispanic	Total	Hispanic	Total	Hispanic
<i>Number assisted:</i>								
White:	0	0	0	0	0	0	0	0
Black/African American:	0	0	0	0	0	0	0	0
Asian:	0	0	0	0	0	0	0	0
American Indian/Alaskan Native:	0	0	0	0	0	0	0	0
Native Hawaiian/Other Pacific Islander:	0	0	0	0	0	0	0	0
American Indian/Alaskan Native & White:	0	0	0	0	0	0	0	0
Asian White:	0	0	0	0	0	0	0	0
Black/African American & White:	0	0	0	0	0	0	0	0
American Indian/Alaskan Native & Black/African American:	0	0	0	0	0	0	0	0
Other multi-racial:	0	0	0	0	0	0	0	0
Asian/Pacific Islander:	0	0	0	0	0	0	0	0
Hispanic:	0	0	0	0	0	0	0	0
Total:	0	0	0	0	0	0	0	0
Female-headed Households:	0		0		0			

Income Category:

	Owner	Renter	Total	Person
Extremely Low	0	0	0	0
Low Mod	0	0	0	0
Moderate	0	0	0	0
Non Low Moderate	0	0	0	0
Total	0	0	0	0
Percent Low/Mod				

Annual Accomplishments

<u>Years</u>	<u>Accomplishment Narrative</u>	<u># Benefitting</u>
--------------	---------------------------------	----------------------

2022

1.12.2023 reprog \$40,000 from idis#6646, funding increased to \$40,000. Housing Rehab activity is 10% complete. CDBG funds will be used to pay for the cost associated with skirting the entire perimeter, installing energy-efficient windows, replacing kitchen and front doors, installing flashing, gutters, and downspouts, removing and replacing the sliding glass door, building out a deck extension, removing and replacing exterior light fixtures, painting the exterior of the house, removing and replacing the fence, and trimming the tree. This activity aims to improve one (1) residential structure and meet the national objective of benefiting a low-moderate income household in the unincorporated area of Nuevo.

PGM Year:	2022				
Project:	0022 - 0.249-22 - Home Enhancement Program				
IDIS Activity:	6712 - 0.249-22-6 - Home Rehab Activity				
Status:	Open	Objective:	Provide decent affordable housing		
Location:	23050 Dorcas Ln Nuevo, CA 92567-9762	Outcome:	Affordability		
		Matrix Code:	Rehab; Single-Unit Residential (14A)	National Objective:	LMH

Activity to prevent, prepare for, and respond to Coronavirus: No

Initial Funding Date: 01/12/2023

Description:

The Home Enhancement Program will use CDBG funds to pay for repairs to the skirting, fascia boards, and doors and weatherize, replace the french doors, stairway, windows, and

Financing

	Fund Type	Grant Year	Grant	Funded Amount	Drawn In Program Year	Drawn Thru Program Year
CDBG	EN	2022	B22UC060506	\$40,000.00	\$2,475.98	\$2,475.98
Total	Total			\$40,000.00	\$2,475.98	\$2,475.98

Proposed Accomplishments

Housing Units : 1

Actual Accomplishments

Number assisted:

	Owner		Renter		Total		Person	
	Total	Hispanic	Total	Hispanic	Total	Hispanic	Total	Hispanic
White:	0	0	0	0	0	0		0
Black/African American:	0	0	0	0	0	0	0	0
Asian:	0	0	0	0	0	0	0	0
American Indian/Alaskan Native:	0	0	0	0	0	0	0	0
Native Hawaiian/Other Pacific Islander:	0	0	0	0	0	0	0	0
American Indian/Alaskan Native & White:	0	0	0	0	0	0	0	0
Asian White:	0	0	0	0	0	0	0	0
Black/African American & White:	0	0	0	0	0	0	0	0
American Indian/Alaskan Native & Black/African American:	0	0	0	0	0	0	0	0
Other multi-racial:	0	0	0	0	0	0	0	0
Asian/Pacific Islander:	0	0	0	0	0	0	0	0
Hispanic:	0	0	0	0	0	0	0	0
Total:	0	0	0	0	0	0	0	0
Female-headed Households:	0		0		0			

Income Category:

Asian White:	0	0	0	0	0	0	0	0
Black/African American & White:	0	0	0	0	0	0	0	0
American Indian/Alaskan Native & Black/African American:	0	0	0	0	0	0	0	0
Other multi-racial:	0	0	0	0	0	0	0	0
Asian/Pacific Islander:	0	0	0	0	0	0	0	0
Hispanic:	0	0	0	0	0	0	0	0
Total:	0	0	0	0	0	0	0	0
Female-headed Households:	0		0		0			

Income Category:

	Owner	Renter	Total	Person
Extremely Low	0	0	0	0
Low Mod	0	0	0	0
Moderate	0	0	0	0
Non Low Moderate	0	0	0	0
Total	0	0	0	0
Percent Low/Mod				

Annual Accomplishments

Years	Accomplishment Narrative	# Benefitting
2022	1.12.2023 reprog \$40,000 from idis#6646, funding increased to \$40,000. Housing Rehab activity is 10% complete. CDBG funds will be used to pay for the cost associated with replacing the existing roof, removing and replacing all seamless gutters and downspouts, installing energy-efficient windows, removing the torn screen on the wrought iron, replacing the French doors, fixing wrought iron gates, removing and replacing exterior light fixtures, and painting the exterior house. This activity aims to improve one (1) residential structure and meet the national objective of benefiting a low-moderate income household in the unincorporated area of Highgrove.	

PGM Year:	2022	
Project:	0022 - 0.249-22 - Home Enhancement Program	
IDIS Activity:	6714 - 0.249-22-8 - Home Rehab Activity	
Status:	Open	Objective: Provide decent affordable housing
Location:	98935 68th Ave Mecca, CA 92254-2544	Outcome: Affordability
		Matrix Code: Rehab; Single-Unit Residential (14A) National Objective: LMH

Activity to prevent, prepare for, and respond to Coronavirus: No

Initial Funding Date: 01/12/2023

Description:

The Home Enhancement Program will use CDBG funds to pay for minor roof repairs, windows, and screens, doors, numbers on the house and paint the exterior.

Financing

	Fund Type	Grant Year	Grant	Funded Amount	Drawn In Program Year	Drawn Thru Program Year
CDBG	EN	2022	B22UC060506	\$40,000.00	\$1,720.51	\$1,720.51
Total	Total			\$40,000.00	\$1,720.51	\$1,720.51

Proposed Accomplishments

Housing Units : 1

Actual Accomplishments

Owner	Renter	Total	Person
-------	--------	-------	--------

Number assisted:

	Total	Hispanic	Total	Hispanic	Total	Hispanic	Total	Hispanic
White:	0	0	0	0	0	0		0
Black/African American:	0	0	0	0	0	0	0	0
Asian:	0	0	0	0	0	0	0	0
American Indian/Alaskan Native:	0	0	0	0	0	0	0	0
Native Hawaiian/Other Pacific Islander:	0	0	0	0	0	0	0	0
American Indian/Alaskan Native & White:	0	0	0	0	0	0	0	0
Asian White:	0	0	0	0	0	0	0	0
Black/African American & White:	0	0	0	0	0	0	0	0
American Indian/Alaskan Native & Black/African American:	0	0	0	0	0	0	0	0
Other multi-racial:	0	0	0	0	0	0	0	0
Asian/Pacific Islander:	0	0	0	0	0	0	0	0
Hispanic:	0	0	0	0	0	0	0	0
Total:	0	0	0	0	0	0	0	0
Female-headed Households:	0		0		0			

Income Category:

	Owner	Renter	Total	Person
Extremely Low	0	0	0	0
Low Mod	0	0	0	0
Moderate	0	0	0	0
Non Low Moderate	0	0	0	0
Total	0	0	0	0
Percent Low/Mod				

Annual Accomplishments

Years	Accomplishment Narrative	# Benefitting
2022	1.12.2023 reprog \$40,000 from idis#6646, funding increased to \$40,000. Housing Rehab activity is 15% complete. CDBG funds will be used to pay for the cost associated with replacing and installing energy-efficient windows, removing and replacing weather stripping around doors, installing address numbers, repairing window shutters, installing concrete path, reinforcing loose chain link fence, removing satellite dish, and painting the exterior of the house. This activity aims to improve one (1) residential structure and meet the national objective of benefiting a low-moderate income household in the unincorporated area of Mecca/North Shore.	

PGM Year:	2022	
Project:	0022 - 0.249-22 - Home Enhancement Program	
IDIS Activity:	6715 - 0.249-22-9 - Home Rehab Activity	
Status:	Open	Objective: Provide decent affordable housing
Location:	72361 Fantail Ave Mecca, CA 92254-4083	Outcome: Affordability
		Matrix Code: Rehab; Single-Unit Residential (14A) National Objective: LMH

Activity to prevent, prepare for, and respond to Coronavirus: No
 Initial Funding Date: 01/13/2023

Description:

The Home Enhancement Program will use CDBG funds to pay for minor roof repairs, windows, screens, doors, bottom trim, light fixtures, number on the house, and painting to the exterior.

Financing

	Fund Type	Grant Year	Grant	Funded Amount	Drawn In Program Year	Drawn Thru Program Year
CDBG	EN	2022	B22UC060506	\$33,951.29	\$1,410.93	\$1,410.93
	PI			\$6,048.71	\$0.00	\$0.00
Total	Total			\$40,000.00	\$1,410.93	\$1,410.93

Proposed Accomplishments

Housing Units : 1

Actual Accomplishments

	Owner		Renter		Total		Person	
	Total	Hispanic	Total	Hispanic	Total	Hispanic	Total	Hispanic
<i>Number assisted:</i>								
White:	0	0	0	0	0	0	0	0
Black/African American:	0	0	0	0	0	0	0	0
Asian:	0	0	0	0	0	0	0	0
American Indian/Alaskan Native:	0	0	0	0	0	0	0	0
Native Hawaiian/Other Pacific Islander:	0	0	0	0	0	0	0	0
American Indian/Alaskan Native & White:	0	0	0	0	0	0	0	0
Asian White:	0	0	0	0	0	0	0	0
Black/African American & White:	0	0	0	0	0	0	0	0
American Indian/Alaskan Native & Black/African American:	0	0	0	0	0	0	0	0
Other multi-racial:	0	0	0	0	0	0	0	0
Asian/Pacific Islander:	0	0	0	0	0	0	0	0
Hispanic:	0	0	0	0	0	0	0	0
Total:	0	0	0	0	0	0	0	0
Female-headed Households:	0		0		0			

Income Category:

	Owner	Renter	Total	Person
Extremely Low	0	0	0	0
Low Mod	0	0	0	0
Moderate	0	0	0	0
Non Low Moderate	0	0	0	0
Total	0	0	0	0
Percent Low/Mod				

Annual Accomplishments

Years	Accomplishment Narrative	# Benefitting
-------	--------------------------	---------------

2022 1.13.2023 reprog \$40,000 from idis#6646, funding increased to \$40,000. Housing Rehab activity is 25% complete. CDBG funds will be used to pay for the cost associated with replacing the existing roof, installing energy-efficient windows and screens, replacing two doors, removing and repairing exterior trim, removing and replacing exterior light fixtures, installing a weatherproof cover on the exterior outlet, installing address number, and painting the exterior house. This activity aims to improve one (1) residential structure and meet the national objective of benefiting a low-moderate income household in the unincorporated area of Mecca/North Shore. 8.15.2023 reprog \$6,048.71 (PI), decreased (EN) same amount, funding remains the same, \$40,000.

PGM Year:	2022								
Project:	0022 - 0.249-22 - Home Enhancement Program								
IDIS Activity:	6716 - 0.249-22-10 - Home Rehab Activity								
Status:	Open	Objective:	Provide decent affordable housing						
Location:	70450 Vanderveer Rd Mecca, CA 92254-3024	Outcome:	Affordability						
		Matrix Code:	Rehab; Single-Unit Residential (14A)	National Objective:	LMH				

Activity to prevent, prepare for, and respond to Coronavirus: No

Initial Funding Date: 01/13/2023

Description:

The Home Enhancement Program will use CDBG funds to pay for the replacement of both stairways, windows, screens, an entry door, a french door, a basement cover door with handle, light

Financing

No data returned for this view. This might be because the applied filter excludes all data.

Proposed Accomplishments

Housing Units : 1

Actual Accomplishments

	Owner		Renter		Total		Person	
	Total	Hispanic	Total	Hispanic	Total	Hispanic	Total	Hispanic
<i>Number assisted:</i>								
White:	0	0	0	0	0	0		0
Black/African American:	0	0	0	0	0	0	0	0
Asian:	0	0	0	0	0	0	0	0
American Indian/Alaskan Native:	0	0	0	0	0	0	0	0
Native Hawaiian/Other Pacific Islander:	0	0	0	0	0	0	0	0
American Indian/Alaskan Native & White:	0	0	0	0	0	0	0	0
Asian White:	0	0	0	0	0	0	0	0
Black/African American & White:	0	0	0	0	0	0	0	0
American Indian/Alaskan Native & Black/African American:	0	0	0	0	0	0	0	0
Other multi-racial:	0	0	0	0	0	0	0	0
Asian/Pacific Islander:	0	0	0	0	0	0	0	0
Hispanic:	0	0	0	0	0	0	0	0
Total:	0	0	0	0	0	0	0	0
Female-headed Households:	0		0		0			

Income Category:

	Owner	Renter	Total	Person
Extremely Low	0	0	0	0

Low Mod	0	0	0	0
Moderate	0	0	0	0
Non Low Moderate	0	0	0	0
Total	0	0	0	0
Percent Low/Mod				

Annual Accomplishments

Years	Accomplishment Narrative	# Benefitting
2022	1.13.2023 reprog \$40,000 from idis#6646, funding increased to \$40,000. 8.15.2023 reprog \$40,000 to idis#6646, canceling the project, funding decreased to \$0.	

PGM Year:	2022				
Project:	0076 - 1.126-22 - Good Hope Road Improvements				
IDIS Activity:	6717 - 1.126-22 - Good Hope Road Improvements				
Status:	Open	Objective:	Create suitable living environments		
Location:	4080 Lemon St Fisher Street and Cox Street Riverside, CA 92501-3609	Outcome:	Sustainability		
		Matrix Code:	Street Improvements (03K)	National Objective:	LMA

Activity to prevent, prepare for, and respond to Coronavirus: No

Initial Funding Date: 01/30/2023

Description:

The Transportation and Land Management Agency (TLMA) will use CDBG funds to pay for costs associated with road improvement to Fisher Street (26' paved width) from Cox St.

Financing

	Fund Type	Grant Year	Grant	Funded Amount	Drawn In Program Year	Drawn Thru Program Year
CDBG	EN	2019	B19UC060506	\$2,000.00	\$689.81	\$689.81
		2021	B21UC060506	\$306,000.00	\$220,348.73	\$220,348.73
Total	Total			\$308,000.00	\$221,038.54	\$221,038.54

Proposed Accomplishments

People (General) : 4,785
 Total Population in Service Area: 4,785
 Census Tract Percent Low / Mod: 58.20

Annual Accomplishments

Years	Accomplishment Narrative	# Benefitting
2022	Substantial amendment project approved on 1.10.2023, 1.30.2023 reprog \$306,000 from unencumbered, funding increased to \$306,000. 2.1.2023 reprog \$2,000 from unencumbered for ADC, funding increased to \$308,000. This project is 72% complete. The Riverside County Transportation Department utilized CDBG funding to pay for costs associated with road improvement to Fisher Street (26' paved width) from Cox St. to the City of Perris boundary, in the unincorporated community of Good Hope, CA, for the purpose of creating a suitable living environment.	

PGM Year:	2022				
Project:	0077 - 1.127-22 - Mead Valley Road Improvement				
IDIS Activity:	6718 - 1.127-22 - Mead Valley Road Improvement				
Status:	Open	Objective:	Create suitable living environments		
Location:	4080 Lemon St Burns St. from Brown St. to Alexander St	Outcome:	Sustainability		

Activity to prevent, prepare for, and respond to Coronavirus: No

Initial Funding Date: 01/30/2023

Description:

The Transportation and Land Management Agency (TLMA) will use CDBG funds to pay for costs associated with road improvements to Burns Street (28' paved width) from Brown St.

Financing

	Fund Type	Grant Year	Grant	Funded Amount	Drawn In Program Year	Drawn Thru Program Year
CDBG	EN	2019	B19UC060506	\$2,000.00	\$851.46	\$851.46
		2022	B22UC060506	\$450,000.00	\$29,909.35	\$29,909.35
Total	Total			\$452,000.00	\$30,760.81	\$30,760.81

Proposed Accomplishments

People (General) : 2,330
 Total Population in Service Area: 2,330
 Census Tract Percent Low / Mod: 64.59

Annual Accomplishments

Years	Accomplishment Narrative	# Benefitting
2022	Substantial amendment project approved on 1.10.2023, 1.30.2023 reprog \$450,000 from idis#6647, funding increased to \$450,000. 2.1.2023 reprog \$2,000 from unencumbered ADC, funding increased to \$452,000. The project is 0% complete. Construction is anticipated to start end of 2023. The County of Riverside Transportation and Land Management Agency (TLMA) will use CDBG funds to pay for the cost associated with road improvements to Burns Street (28' paved width) from Brown St. to Alexander St. in the unincorporated community of Mead Valley, CA, for the purpose of creating a suitable living environment. Eligible cost consists of engineering, project administration, soil test, construction, and other project-related costs.	

PGM Year:	2022
Project:	0078 - 9.232-22 - Desert Rose Apartments Renovation Project Phase II
IDIS Activity:	6719 - 9.232-22 - Desert Rose Apartments Renovation Project Phase II
Status:	Open
Location:	24501 School Rd Ripley, CA 92225-7800
Objective:	Provide decent affordable housing
Outcome:	Affordability
Matrix Code:	Rehab; Multi-Unit Residential (14B)
National Objective:	LMH

Activity to prevent, prepare for, and respond to Coronavirus: No

Initial Funding Date: 01/30/2023

Description:

The Housing Authority of the County of Riverside, a public housing authority acting under the California Housing Authorities Law and sub recipient, will use \$750,000 of CDBG funds to pay for

Financing

	Fund Type	Grant Year	Grant	Funded Amount	Drawn In Program Year	Drawn Thru Program Year
CDBG	EN	2019	B19UC060506	\$2,000.00	\$590.06	\$590.06
		2021	B21UC060506	\$100,000.00	\$0.00	\$0.00
		2022	B22UC060506	\$430,000.00	\$0.00	\$0.00
Total	Total			\$532,000.00	\$590.06	\$590.06

Proposed Accomplishments

Housing Units : 8

Actual Accomplishments

Number assisted:	Owner		Renter		Total		Person	
	Total	Hispanic	Total	Hispanic	Total	Hispanic	Total	Hispanic
White:	0	0	0	0	0	0		0
Black/African American:	0	0	0	0	0	0	0	0
Asian:	0	0	0	0	0	0	0	0
American Indian/Alaskan Native:	0	0	0	0	0	0	0	0
Native Hawaiian/Other Pacific Islander:	0	0	0	0	0	0	0	0
American Indian/Alaskan Native & White:	0	0	0	0	0	0	0	0
Asian White:	0	0	0	0	0	0	0	0
Black/African American & White:	0	0	0	0	0	0	0	0
American Indian/Alaskan Native & Black/African American:	0	0	0	0	0	0	0	0
Other multi-racial:	0	0	0	0	0	0	0	0
Asian/Pacific Islander:	0	0	0	0	0	0	0	0
Hispanic:	0	0	0	0	0	0	0	0
Total:	0	0	0	0	0	0	0	0
Female-headed Households:	0		0		0			

Income Category:

	Owner	Renter	Total	Person
Extremely Low	0	0	0	0
Low Mod	0	0	0	0
Moderate	0	0	0	0
Non Low Moderate	0	0	0	0
Total	0	0	0	0
Percent Low/Mod				

Annual Accomplishments

Years	Accomplishment Narrative	# Benefitting
2022	1.30.2023 reprog \$430,000 from unencumbered for the new 22-23 backup project added, funding increased to \$430,000. 2.1.2023 reprog \$2,000 from unencumbered for ADC, funding increased \$432,000. 2.1.2023 reprog \$100,000 from unencumbered, funding increased o \$532,000. The project is 10% complete. Desert Rose is an affordable housing community in Ripley, CA. Improvements include labor, materials, project management, and other costs of rehabilitation directed toward an accumulation of deferred maintenance, energy, efficiency/solar, water conservation/landscaping, security and safety, broadband infrastructure, and other renovations. Once complete the project will provide affordability for the purpose of providing decent affordable housing.	

PGM Year:	2022
Project:	0012 - 9.231-22 - Home Enhancement Program
IDIS Activity:	6722 - 9.231-22-2 - Home Rehab Activity
Status:	Open
Location:	24455 Palm St Perris, CA 92570-7657
Objective:	Provide decent affordable housing
Outcome:	Affordability
Matrix Code:	Rehab; Single-Unit Residential (14A)
National Objective:	LMH

Activity to prevent, prepare for, and respond to Coronavirus: No

Initial Funding Date: 03/02/2023

Description:

The Home Enhancement Program will use CDBG funds to pay for roof repairs, flashing, paint on the door, window, and screens, replace the exterior lighting and replace the partial fence.

Financing

	Fund Type	Grant Year	Grant	Funded Amount	Drawn In Program Year	Drawn Thru Program Year
CDBG	EN	2019	B19UC060506	\$12,911.00	\$0.00	\$0.00
		2020	B20UC060506	\$27,089.00	\$0.00	\$0.00
Total	Total			\$40,000.00	\$0.00	\$0.00

Proposed Accomplishments

Housing Units : 1

Actual Accomplishments

Number assisted:	Owner		Renter		Total		Person	
	Total	Hispanic	Total	Hispanic	Total	Hispanic	Total	Hispanic
White:	0	0	0	0	0	0	0	0
Black/African American:	0	0	0	0	0	0	0	0
Asian:	0	0	0	0	0	0	0	0
American Indian/Alaskan Native:	0	0	0	0	0	0	0	0
Native Hawaiian/Other Pacific Islander:	0	0	0	0	0	0	0	0
American Indian/Alaskan Native & White:	0	0	0	0	0	0	0	0
Asian White:	0	0	0	0	0	0	0	0
Black/African American & White:	0	0	0	0	0	0	0	0
American Indian/Alaskan Native & Black/African American:	0	0	0	0	0	0	0	0
Other multi-racial:	0	0	0	0	0	0	0	0
Asian/Pacific Islander:	0	0	0	0	0	0	0	0
Hispanic:	0	0	0	0	0	0	0	0
Total:	0	0	0	0	0	0	0	0
Female-headed Households:	0		0		0			

Income Category:

	Owner	Renter	Total	Person
Extremely Low	0	0	0	0
Low Mod	0	0	0	0
Moderate	0	0	0	0
Non Low Moderate	0	0	0	0
Total	0	0	0	0
Percent Low/Mod				

Annual Accomplishments

Years	Accomplishment Narrative	# Benefitting
2022	3.2.2023 reprog \$40,000 new rehab from idis#6635, funding increased to \$40,000. Housing Rehab activity is 10% complete. CDBG funds will be used to pay for the cost associated with replacing the existing roof, re-stain existing siding, installing energy-efficient windows and screens, replacing two doors and installing security doors, removing and installing new lighting fixtures, removing and replacing 4 base trim, installing address numbers, and repair fencing. This activity aims to improve one (1) residential structure and meet the national objective of benefiting a low-moderate income household in the unincorporated area of Good Hope.	

2023

8.24.2023 reprog \$40,000 to IDIS#6646, funding decreased to \$0. Project Canceled.

PGM Year:	2022						
Project:	0022 - 0.249-22 - Home Enhancement Program						
IDIS Activity:	6723 - 0.249-22-11 - Home Rehab Activity						
Status:	Open	Objective:	Provide decent affordable housing				
Location:	205 S Victoria Ave San Jacinto, CA 92583-4047	Outcome:	Affordability				
		Matrix Code:	Rehab; Single-Unit Residential (14A)	National Objective:	LMH		

Activity to prevent, prepare for, and respond to Coronavirus: No

Initial Funding Date: 03/02/2023

Description:

The Home Enhancement Program will use CDBG funds to pay for roof replacement, flashing and gutters, downspouts, partial fence replacement, stucco repair, garage door replacement,

Financing

	Fund Type	Grant Year	Grant	Funded Amount	Drawn In Program Year	Drawn Thru Program Year
CDBG	EN	2022	B22UC060506	\$40,000.00	\$1,410.00	\$1,410.00
Total	Total			\$40,000.00	\$1,410.00	\$1,410.00

Proposed Accomplishments

Housing Units : 1

Actual Accomplishments

	Owner		Renter		Total		Person	
	Total	Hispanic	Total	Hispanic	Total	Hispanic	Total	Hispanic
<i>Number assisted:</i>								
White:	0	0	0	0	0	0	0	0
Black/African American:	0	0	0	0	0	0	0	0
Asian:	0	0	0	0	0	0	0	0
American Indian/Alaskan Native:	0	0	0	0	0	0	0	0
Native Hawaiian/Other Pacific Islander:	0	0	0	0	0	0	0	0
American Indian/Alaskan Native & White:	0	0	0	0	0	0	0	0
Asian White:	0	0	0	0	0	0	0	0
Black/African American & White:	0	0	0	0	0	0	0	0
American Indian/Alaskan Native & Black/African American:	0	0	0	0	0	0	0	0
Other multi-racial:	0	0	0	0	0	0	0	0
Asian/Pacific Islander:	0	0	0	0	0	0	0	0
Hispanic:	0	0	0	0	0	0	0	0
Total:	0	0	0	0	0	0	0	0
Female-headed Households:	0		0		0			

Income Category:

	Owner	Renter	Total	Person
Extremely Low	0	0	0	0
Low Mod	0	0	0	0
Moderate	0	0	0	0

Asian:	0	0	0	0	0	0	0	0
American Indian/Alaskan Native:	0	0	0	0	0	0	0	0
Native Hawaiian/Other Pacific Islander:	0	0	0	0	0	0	0	0
American Indian/Alaskan Native & White:	0	0	0	0	0	0	0	0
Asian White:	0	0	0	0	0	0	0	0
Black/African American & White:	0	0	0	0	0	0	0	0
American Indian/Alaskan Native & Black/African American:	0	0	0	0	0	0	0	0
Other multi-racial:	0	0	0	0	0	0	0	0
Asian/Pacific Islander:	0	0	0	0	0	0	0	0
Hispanic:	0	0	0	0	0	0	0	0
Total:	0	0	0	0	0	0	0	0

Female-headed Households: 0 0 0

Income Category:

	Owner	Renter	Total	Person
Extremely Low	0	0	0	0
Low Mod	0	0	0	0
Moderate	0	0	0	0
Non Low Moderate	0	0	0	0
Total	0	0	0	0
Percent Low/Mod				

Annual Accomplishments

Years	Accomplishment Narrative	# Benefitting
2022	4.24.2023 reprog \$50,000 from idis#6646, funding increased to \$50,000. Housing Rehab activity is 30% complete. CDBG funds will be used to pay for the cost associated with replacing the existing roof, tearing off and roofing and replacing support posting, removing and rebuilding the carport, repairing areas on the fascia, replacing missing siding, partial fence, replacing two doors and installing security doors, and power washing around the perimeter. This activity aims to improve one (1) residential structure and meet the national objective of benefiting a low-moderate income household in the City of Blythe.	

PGM Year:	2022
Project:	0012 - 9.231-22 - Home Enhancement Program
IDIS Activity:	6726 - 9.231-22-5 - Home Rehab Activity
Status:	Open
Location:	529 N 6th St Blythe, CA 92225-1229
Objective:	Provide decent affordable housing
Outcome:	Affordability
Matrix Code:	Rehab; Single-Unit Residential (14A)
National Objective:	LMH

Activity to prevent, prepare for, and respond to Coronavirus: No

Initial Funding Date: 04/24/2023

Description:

The Home Enhancement Program will use CDBG funds to pay for roof replacement on the house, stucco repair, replacement of the doors, windows, screens, exterior lighting, removing the

Financing

	Fund Type	Grant Year	Grant	Funded Amount	Drawn In Program Year	Drawn Thru Program Year
CDBG	EN	2020	B20UC060506	\$40,000.00	\$560.00	\$560.00
Total	Total			\$40,000.00	\$560.00	\$560.00

Proposed Accomplishments

Housing Units : 1

Actual Accomplishments

	Owner		Renter		Total		Person	
	Total	Hispanic	Total	Hispanic	Total	Hispanic	Total	Hispanic
Number assisted:								
White:	0	0	0	0	0	0	0	0
Black/African American:	0	0	0	0	0	0	0	0
Asian:	0	0	0	0	0	0	0	0
American Indian/Alaskan Native:	0	0	0	0	0	0	0	0
Native Hawaiian/Other Pacific Islander:	0	0	0	0	0	0	0	0
American Indian/Alaskan Native & White:	0	0	0	0	0	0	0	0
Asian White:	0	0	0	0	0	0	0	0
Black/African American & White:	0	0	0	0	0	0	0	0
American Indian/Alaskan Native & Black/African American:	0	0	0	0	0	0	0	0
Other multi-racial:	0	0	0	0	0	0	0	0
Asian/Pacific Islander:	0	0	0	0	0	0	0	0
Hispanic:	0	0	0	0	0	0	0	0
Total:	0	0	0	0	0	0	0	0
Female-headed Households:	0		0		0			

Income Category:

	Owner	Renter	Total	Person
Extremely Low	0	0	0	0
Low Mod	0	0	0	0
Moderate	0	0	0	0
Non Low Moderate	0	0	0	0
Total	0	0	0	0
Percent Low/Mod				

Annual Accomplishments

Years	Accomplishment Narrative	# Benefitting
2022	4.24.2023 reprog \$40,000 from idis#6726, funding increased to \$40,000. Housing Rehab activity is 30% complete. CDBG funds will be used to pay for the cost associated with replacing the existing roof, installing energy-efficient windows and screens, replacing two doors and installing security doors, installing motion sensor lighting, and painting the exterior house. This activity aims to improve one (1) residential structure and meet the national objective of benefiting a low-moderate income household in the City of Blythe.	

PGM Year:	2022
Project:	0012 - 9.231-22 - Home Enhancement Program
IDIS Activity:	6727 - 9.231-22-6 - Home Rehab Activity
Status:	Open
Location:	543 N 5th St Blythe, CA 92225-1220
Objective:	Provide decent affordable housing
Outcome:	Affordability
Matrix Code:	Rehab; Single-Unit Residential (14A)
National Objective:	LMH

Activity to prevent, prepare for, and respond to Coronavirus: No

Initial Funding Date: 04/25/2023

Description:

The Home Enhancement Program will use CDBG funds to pay for roof replacement on the house, fascia boards, stucco repair, replacement of the doors, windows, and screens, partial fence

Financing

	Fund Type	Grant Year	Grant	Funded Amount	Drawn In Program Year	Drawn Thru Program Year
CDBG	EN	2020	B20UC060506	\$40,000.00	\$585.00	\$585.00
Total	Total			\$40,000.00	\$585.00	\$585.00

Proposed Accomplishments

Housing Units : 1

Actual Accomplishments

	Owner		Renter		Total		Person	
	Total	Hispanic	Total	Hispanic	Total	Hispanic	Total	Hispanic
<i>Number assisted:</i>								
White:	0	0	0	0	0	0	0	0
Black/African American:	0	0	0	0	0	0	0	0
Asian:	0	0	0	0	0	0	0	0
American Indian/Alaskan Native:	0	0	0	0	0	0	0	0
Native Hawaiian/Other Pacific Islander:	0	0	0	0	0	0	0	0
American Indian/Alaskan Native & White:	0	0	0	0	0	0	0	0
Asian White:	0	0	0	0	0	0	0	0
Black/African American & White:	0	0	0	0	0	0	0	0
American Indian/Alaskan Native & Black/African American:	0	0	0	0	0	0	0	0
Other multi-racial:	0	0	0	0	0	0	0	0
Asian/Pacific Islander:	0	0	0	0	0	0	0	0
Hispanic:	0	0	0	0	0	0	0	0
Total:	0	0	0	0	0	0	0	0
Female-headed Households:	0		0		0			

Income Category:

	Owner	Renter	Total	Person
Extremely Low	0	0	0	0
Low Mod	0	0	0	0
Moderate	0	0	0	0
Non Low Moderate	0	0	0	0
Total	0	0	0	0
Percent Low/Mod				

Annual Accomplishments

Years	Accomplishment Narrative	# Benefitting
-------	--------------------------	---------------

2022

4.25.2023 reprog \$40,000 from idis#6635, funding increased to \$40,000. Housing Rehab activity is 30% complete. CDBG funds will be used to pay for the cost associated with replacing the existing roof, replacing damaged fascia, installing energy-efficient windows and screens, removing all loose stucco and repair areas indicated, replacing two doors and installing security doors, and painting the exterior house. This activity aims to improve one (1) residential structure and meet the national objective of benefiting a low-moderate income household in the City of Blythe.

PGM Year:	2022						
Project:	0012 - 9.231-22 - Home Enhancement Program						
IDIS Activity:	6728 - 9.231-22-7 - Home Rehab Activity						
Status:	Open	Objective:	Provide decent affordable housing				
Location:	701 E Wisconsin St Blythe, CA 92225-1760	Outcome:	Affordability				
		Matrix Code:	Rehab; Single-Unit Residential (14A)	National Objective:	LMH		

Activity to prevent, prepare for, and respond to Coronavirus: No

Initial Funding Date: 04/25/2023

Description:

The Home Enhancement Program will use CDBG funds to pay for stucco repair, replacement of the doors, vents, numbers on the house, windows, and screens, partial fence improvements,

Financing

	Fund Type	Grant Year	Grant	Funded Amount	Drawn In Program Year	Drawn Thru Program Year
CDBG	EN	2020	B20UC060506	\$40,000.00	\$610.00	\$610.00
Total	Total			\$40,000.00	\$610.00	\$610.00

Proposed Accomplishments

Housing Units : 1

Actual Accomplishments

Number assisted:

	Owner		Renter		Total		Person	
	Total	Hispanic	Total	Hispanic	Total	Hispanic	Total	Hispanic
White:	0	0	0	0	0	0	0	0
Black/African American:	0	0	0	0	0	0	0	0
Asian:	0	0	0	0	0	0	0	0
American Indian/Alaskan Native:	0	0	0	0	0	0	0	0
Native Hawaiian/Other Pacific Islander:	0	0	0	0	0	0	0	0
American Indian/Alaskan Native & White:	0	0	0	0	0	0	0	0
Asian White:	0	0	0	0	0	0	0	0
Black/African American & White:	0	0	0	0	0	0	0	0
American Indian/Alaskan Native & Black/African American:	0	0	0	0	0	0	0	0
Other multi-racial:	0	0	0	0	0	0	0	0
Asian/Pacific Islander:	0	0	0	0	0	0	0	0
Hispanic:	0	0	0	0	0	0	0	0
Total:	0	0	0	0	0	0	0	0
Female-headed Households:	0		0		0			

Income Category:

Owner	Renter	Total	Person
-------	--------	-------	--------

Black/African American:	0	0	0	0	0	0	0	0
Asian:	0	0	0	0	0	0	0	0
American Indian/Alaskan Native:	0	0	0	0	0	0	0	0
Native Hawaiian/Other Pacific Islander:	0	0	0	0	0	0	0	0
American Indian/Alaskan Native & White:	0	0	0	0	0	0	0	0
Asian White:	0	0	0	0	0	0	0	0
Black/African American & White:	0	0	0	0	0	0	0	0
American Indian/Alaskan Native & Black/African American:	0	0	0	0	0	0	0	0
Other multi-racial:	0	0	0	0	0	0	0	0
Asian/Pacific Islander:	0	0	0	0	0	0	0	0
Hispanic:	0	0	0	0	0	0	0	0
Total:	0	0	0	0	0	0	1	0
Female-headed Households:	0		0		0			

Income Category:

	Owner	Renter	Total	Person
Extremely Low	0	0	0	0
Low Mod	0	0	0	1
Moderate	0	0	0	0
Non Low Moderate	0	0	0	0
Total	0	0	0	1
Percent Low/Mod				100.0%

Annual Accomplishments

Years	Accomplishment Narrative	# Benefitting
2022	4.27.2023 reprog \$10,000 from idis#6451, funding increased to \$10,000. This project is 100% complete. The County of Riverside used CDBG funds to pay for working capital and employee retention during the COVID-19 pandemic. Lex Salon & Spa, located within the Cooperating City of Murrieta, CA, met the national objective of job retention [570.208 (a)(4)] for a period of at least six months.	

PGM Year:	2020
Project:	0075 - 3.MR.59-20 - Murrieta Back to Business Grant Program
IDIS Activity:	6731 - 3.MR.59-20-23 - BTBG Calvo Insurance Agency
Status:	Completed 5/31/2023 7:29:14 PM
Location:	27014 Tube Rose St Murrieta, CA 92562-4595
Objective:	Provide decent affordable housing
Outcome:	Affordability
Matrix Code:	ED Direct Financial Assistance to For-
National Objective:	LMJ

Activity to prevent, prepare for, and respond to Coronavirus: No

Initial Funding Date: 04/28/2023

Description:

CDBG funds will be used by Calvo Insurance Agency to pay for working capital and employee retention due to the effects of the COVID-19 pandemic.

Financing

	Fund Type	Grant Year	Grant	Funded Amount	Drawn In Program Year	Drawn Thru Program Year
CDBG	EN	2018	B18UC060506	\$10,000.00	\$10,000.00	\$10,000.00
Total	Total			\$10,000.00	\$10,000.00	\$10,000.00

Proposed Accomplishments

Jobs : 1

Actual Accomplishments

	Owner		Renter		Total		Person	
	Total	Hispanic	Total	Hispanic	Total	Hispanic	Total	Hispanic
Number assisted:								
White:	0	0	0	0	0	0	2	2
Black/African American:	0	0	0	0	0	0	0	0
Asian:	0	0	0	0	0	0	0	0
American Indian/Alaskan Native:	0	0	0	0	0	0	0	0
Native Hawaiian/Other Pacific Islander:	0	0	0	0	0	0	0	0
American Indian/Alaskan Native & White:	0	0	0	0	0	0	0	0
Asian White:	0	0	0	0	0	0	0	0
Black/African American & White:	0	0	0	0	0	0	0	0
American Indian/Alaskan Native & Black/African American:	0	0	0	0	0	0	0	0
Other multi-racial:	0	0	0	0	0	0	0	0
Asian/Pacific Islander:	0	0	0	0	0	0	0	0
Hispanic:	0	0	0	0	0	0	0	0
Total:	0	0	0	0	0	0	2	2
Female-headed Households:	0		0		0			

Income Category:

	Owner	Renter	Total	Person
Extremely Low	0	0	0	0
Low Mod	0	0	0	2
Moderate	0	0	0	0
Non Low Moderate	0	0	0	0
Total	0	0	0	2
Percent Low/Mod				100.0%

Annual Accomplishments

Years	Accomplishment Narrative	# Benefitting
2022	4.28.2023 reprog \$10,000 from idis#6451, funding increased to \$10,000. This project is 100% complete. The County of Riverside used CDBG funds to pay for working capital and employee retention during the COVID-19 pandemic. Calvo Insurance Agency, Inc., located within the Cooperating City of Murrieta, CA, met the national objective of job retention [570.208 (a)(4)] for a period of at least six months.	

PGM Year:	2020
Project:	0075 - 3.MR.59-20 - Murrieta Back to Business Grant Program
IDIS Activity:	6732 - 3.MR.59-20-27 - BTBG Mindtrap Adventures, LLC
Status:	Completed 5/31/2023 6:51:44 PM
Location:	29104 Smokewood Dr Murrieta, CA 92563-2729
Objective:	Provide decent affordable housing
Outcome:	Affordability
Matrix Code:	ED Direct Financial Assistance to For-
National Objective:	LMJ

Activity to prevent, prepare for, and respond to Coronavirus: No

Initial Funding Date: 04/28/2023

Description:

CDBG funds will be used by Mindtrap Adventures, LLC to pay for working capital and employee retention due to the effects of the COVID-19 pandemic.

Financing

	Fund Type	Grant Year	Grant	Funded Amount	Drawn In Program Year	Drawn Thru Program Year
CDBG	EN	2018	B18UC060506	\$10,000.00	\$10,000.00	\$10,000.00
Total	Total			\$10,000.00	\$10,000.00	\$10,000.00

Proposed Accomplishments

Jobs : 1

Actual Accomplishments

	Owner		Renter		Total		Person	
	Total	Hispanic	Total	Hispanic	Total	Hispanic	Total	Hispanic
<i>Number assisted:</i>								
White:	0	0	0	0	0	0	1	0
Black/African American:	0	0	0	0	0	0	0	0
Asian:	0	0	0	0	0	0	0	0
American Indian/Alaskan Native:	0	0	0	0	0	0	0	0
Native Hawaiian/Other Pacific Islander:	0	0	0	0	0	0	0	0
American Indian/Alaskan Native & White:	0	0	0	0	0	0	0	0
Asian White:	0	0	0	0	0	0	0	0
Black/African American & White:	0	0	0	0	0	0	0	0
American Indian/Alaskan Native & Black/African American:	0	0	0	0	0	0	0	0
Other multi-racial:	0	0	0	0	0	0	0	0
Asian/Pacific Islander:	0	0	0	0	0	0	0	0
Hispanic:	0	0	0	0	0	0	0	0
Total:	0	0	0	0	0	0	1	0
Female-headed Households:	0		0		0			

Income Category:

	Owner	Renter	Total	Person
Extremely Low	0	0	0	0
Low Mod	0	0	0	1
Moderate	0	0	0	0
Non Low Moderate	0	0	0	0
Total	0	0	0	1
Percent Low/Mod				100.0%

Annual Accomplishments

Years	Accomplishment Narrative	# Benefitting
2022	4.28.2023 reprog \$10,000 from idis#6451, funding increased to \$10,000. This project is 100% complete. The County of Riverside used CDBG funds to pay for working capital and employee retention during the COVID-19 pandemic. Mindtrap Escape Room, located within the Cooperating City of Murrieta, CA, met the national objective of job retention [570.208 (a)(4)] for a period of at least six months.	

Total Funded Amount: \$37,163,501.66

Total Drawn Thru Program Year: \$24,298,517.74

Total Drawn In Program Year: \$5,182,712.23

APPENDIX C

HESG SAGE REPORT

SECTION 3 REPORT

CAPER Aggregator 2.0

Aggregates data from CAPERs submitted to HUD by selected criteria (project type and/or specific question)

If you attempt to pull an entire CAPER, especially aggregating over many ESGs, you may have to wait several minutes for the result. Use the "Email me" button to run the report and email you the results when it's complete. You can navigate to other pages in Sage while that's running.

"Year" means the year of the start date for the submission.

The Aggregator uses data from reports with a status of Review in Progress, Reviewed, or Submitted.

Report criteria

Year

Recipient - ESG Grant
(1 selected)

Search this list:

Selected: ESG: Riverside County - CA

TIP: Hold down the CTRL key on the keyboard and click with the mouse in order to select more than one Recipient - ESG Grant.

CAPER Project Type

TIP: Hold down the CTRL key on the keyboard and click with the mouse in order to select more than one choice.

- (all)
- Day Shelter
- Emergency Shelter
- Homelessness Prevention
- PH - Rapid Re-Housing
- Street Outreach
- Transitional Housing
- archived -
- Coordinated Assessment Services Only

View report as Aggregate / summary Details / data Both aggregate and details

Grant List

Showing 1 to 1 of 1 entries Show entries

Filter:

Jurisdiction	Type	Start Date	End Date	Current Status
	CAPER	7/1/2022	6/30/2023	Submitted

Showing 1 to 1 of 1 entries Show entries

Previous Next

Q04a: Project Identifiers in HMIS

Please select details mode in the filters above to see Q4 information.

CAPER-CSV uploads containing multiple project rows in Q4 will display as separate rows here using the same value in Project Info Row ID.

Q05a: Report Validations Table

Category	Count of Clients for DQ	Count of Clients
Total Number of Persons Served	3546	3564
Number of Adults (Age 18 or Over)	2880	2891
Number of Children (Under Age 18)	665	672
Number of Persons with Unknown Age	1	1
Number of Leavers	2752	2766
Number of Adult Leavers	2162	2169
Number of Adult and Head of Household Leavers	2419	2426
Number of Stayers	794	798
Number of Adult Stayers	718	722
Number of Veterans	87	87
Number of Chronically Homeless Persons	756	760
Number of Youth Under Age 25	487	487
Number of Parenting Youth Under Age 25 with Children	19	19
Number of Adult Heads of Household	2818	2829
Number of Child and Unknown-Age Heads of Household	264	264
Heads of Households and Adult Stayers in the Project 365 Days or More	130	131

Q06a: Data Quality: Personally Identifying Information (PII)

Data Element	Client Doesn't Know/Refused	Information Missing	Data Issues	Total	% of Error Rate
Name	0	6	0	6	0.17%
Social Security Number	315	22	12	349	9.84%
Date of Birth	1	0	8	9	0.25%
Race	6	9	0	15	0.42%
Ethnicity	2	3	0	5	0.14%
Gender	0	3	0	3	0.08%
Overall Score				371	10.46%

Numbers in *green italics* have been recalculated or weighted based on available totals.

Q06b: Data Quality: Universal Data Elements

Data Element	Error Count	% of Error Rate
Veteran Status	28	0.97%
Project Start Date	5	0.14%
Relationship to Head of Household	7	0.20%
Client Location	0	0%
Disabling Condition	4	0.11%

Numbers in *green italics* have been recalculated or weighted based on available totals.

Q06c: Data Quality: Income and Housing Data Quality

Data Element	Error Count	% of Error Rate
Destination	56	2.03%
Income and Sources at Start	9	0.29%
Income and Sources at Annual Assessment	129	99.23%
Income and Sources at Exit	3	0.12%

Numbers in *green italics* have been recalculated or weighted based on available totals.

Q06d: Data Quality: Chronic Homelessness

Entering into project type	Count of Total Records	Missing Time in Institution	Missing Time in Housing	Approximate Date Started DK/R/missing	Number of Times DK/R/missing	Number of Months DK/R/missing	% of Records Unable to Calculate
ES, SH, Street Outreach	3066	0	0	0	21	10	0.85%
TH	0	0	0	0	0	0	0
PH (All)	78	0	0	0	0	1	1.29%
Total	3144	0	0	0	0	0	0.86%

Numbers in *green italics* have been recalculated or weighted based on available totals.

Q06e: Data Quality: Timeliness

Time for Record Entry	Number of Project Start Records	Number of Project Exit Records
0 days	1732	1625
1-3 Days	994	858
4-6 Days	173	141
7-10 Days	29	36
11+ Days	100	92

Q06f: Data Quality: Inactive Records: Street Outreach & Emergency Shelter

Data Element	# of Records	# of Inactive Records	% of Inactive Records
Contact (Adults and Heads of Household in Street Outreach or ES - NBN)	186	186	100.00%
Bed Night (All Clients in ES - NBN)	0	0	0

Numbers in *green italics* have been recalculated or weighted based on available totals.

Q07a: Number of Persons Served

	Total	Without Children	With Children and Adults	With Only Children	Unknown Household Type
Adults	2891	2656	235	0	0
Children	672	0	407	265	0
Client Doesn't Know/ Client Refused	1	0	0	0	1
Data Not Collected	0	0	0	0	0
Total	3564	2656	642	265	1
For PSH & RRH – the total persons served who moved into housing	73	48	25	0	0

Q07b: Point-in-Time Count of Persons on the Last Wednesday

	Total	Without Children	With Children and Adults	With Only Children	Unknown Household Type
January	663	539	118	5	1
April	737	618	109	10	0
July	623	511	103	9	0
October	644	524	110	10	0

Q08a: Households Served

	Total	Without Children	With Children and Adults	With Only Children	Unknown Household Type
Total Households	3093	2651	178	263	1
For PSH & RRH – the total households served who moved into housing	55	46	9	0	0

Q08b: Point-in-Time Count of Households on the Last Wednesday

	Total	Without Children	With Children and Adults	With Only Children	Unknown Household Type
January	579	539	34	5	1
April	659	616	33	10	0
July	549	511	29	9	0
October	564	524	30	10	0

Q09a: Number of Persons Contacted

Number of Persons Contacted	All Persons Contacted	First contact – NOT staying on the Streets, ES, or SH	First contact – WAS staying on Streets, ES, or SH	First contact – Worker unable to determine
Once	210	0	1	209
2-5 Times	0	0	0	0
6-9 Times	0	0	0	0
10+ Times	0	0	0	0
Total Persons Contacted	210	0	1	209

Q09b: Number of Persons Engaged

Number of Persons Engaged	All Persons Contacted	First contact – NOT staying on the Streets, ES, or SH	First contact – WAS staying on Streets, ES, or SH	First contact – Worker unable to determine
Once	210	0	1	209
2-5 Contacts	0	0	0	0
6-9 Contacts	0	0	0	0
10+ Contacts	0	0	0	0
Total Persons Engaged	210	0	1	209
Rate of Engagement	100.00%	0	100.00%	100.00%

Numbers in *green italics* have been recalculated or weighted based on available totals.

Q10a: Gender of Adults

	Total	Without Children	With Children and Adults	Unknown Household Type
Male	1692	1627	65	0
Female	1178	1008	170	0
No Single Gender	4	4	0	0
Questioning	0	0	0	0
Transgender	14	14	0	0
Client Doesn't Know/Client Refused	0	0	0	0
Data Not Collected	3	3	0	0
Total	2891	2656	235	0
Trans Female (MTF or Male to Female) ⚧				
Trans Male (FTM or Female to Male) ⚧				

Ⓞ Effective 10/1/2021, this table contains a consolidated Transgender row which includes the sum of data from the previously separate Transgender rows, tagged with ⚧.

Q10b: Gender of Children

	Total	With Children and Adults	With Only Children	Unknown Household Type
Male	291	209	82	0
Female	372	198	174	0
No Single Gender	3	0	3	0
Questioning	1	0	1	0
Transgender	5	0	5	0
Client Doesn't Know/Client Refused	0	0	0	0
Data Not Collected	0	0	0	0
Total	672	407	265	0
Trans Female (MTF or Male to Female) &				
Trans Male (FTM or Female to Male) &				

Effective 10/1/2021, this table contains a consolidated Transgender row which includes the sum of data from the previously separate Transgender rows, tagged with G.

Q10c: Gender of Persons Missing Age Information

	Total	Without Children	With Children and Adults	With Only Children	Unknown Household Type
Male	0	0	0	0	0
Female	1	0	0	0	1
No Single Gender	0	0	0	0	0
Questioning	0	0	0	0	0
Transgender	0	0	0	0	0
Client Doesn't Know/Client Refused	0	0	0	0	0
Data Not Collected	0	0	0	0	0
Total	1	0	0	0	1
Trans Female (MTF or Male to Female) G					
Trans Male (FTM or Female to Male) G					

Effective 10/1/2021, this table contains a consolidated Transgender row which includes the sum of data from the previously separate Transgender rows, tagged with G.

Q10d: Gender by Age Ranges

	Total	Under Age 18	Age 18-24	Age 25-61	Age 62 and over	Client Doesn't Know/ Client Refused	Data Not Collected
Male	1983	291	139	1361	192	0	0
Female	1551	372	96	998	84	1	0
No Single Gender	7	3	1	2	1	0	0
Questioning	1	1	0	0	0	0	0
Transgender	19	5	2	11	1	0	0
Client Doesn't Know/Client Refused	0	0	0	0	0	0	0
Data Not Collected	3	0	1	2	0	0	0
Total	3564	672	239	2374	278	1	0
Trans Female (MTF or Male to Female) G							
Trans Male (FTM or Female to Male) G							

55%
43%

Effective 10/1/2021, this table contains a consolidated Transgender row which includes the sum of data from the previously separate Transgender rows, tagged with G.

Q11: Age

	Total	Without Children	With Children and Adults	With Only Children	Unknown Household Type
Under 5	147	0	144	3	0
5 - 12	201	0	184	17	0
13 - 17	324	0	79	245	0
18 - 24	239	211	28	0	0
25 - 34	744	651	93	0	0
35 - 44	737	654	83	0	0
45 - 54	540	517	23	0	0
55 - 61	353	347	6	0	0
62+	278	276	2	0	0
Client Doesn't Know/Client Refused	1	0	0	0	1
Data Not Collected	0	0	0	0	0
Total	3564	2656	642	265	1

Q12a: Race

	Total	Without Children	With Children and Adults	With Only Children	Unknown Household Type
White	2641	1974	480	187	0
Black, African American, or African	664	496	109	59	0
Asian or Asian American	32	25	5	2	0
American Indian, Alaska Native, or Indigenous	68	53	14	1	0
Native Hawaiian or Pacific Islander	28	25	3	0	0
Multiple Races	115	70	29	16	0
Client Doesn't Know/Client Refused	6	5	0	0	1
Data Not Collected	10	8	2	0	0
Total	3564	2656	642	265	1

Q12b: Ethnicity

	Total	Without Children	With Children and Adults	With Only Children	Unknown Household Type
Non-Hispanic/Non-Latin(a)(o)(x)	1879	1555	220	104	0
Hispanic/Latin(a)(o)(x)	1679	1096	422	161	0
Client Doesn't Know/Client Refused	2	1	0	0	1
Data Not Collected	4	4	0	0	0
Total	3564	2656	642	265	1

Q13a1: Physical and Mental Health Conditions at Entry

	Total Persons	Without Children	Adults in HH with Children & Adults	Children in HH with Children & Adults	With Children and Adults ☹	With Only Children	Unknown Household Type
Mental Health Disorder	1081	938	40	14		88	1
Alcohol Use Disorder	129	127	2	0		0	0
Drug Use Disorder	436	410	8	0		18	0
Both Alcohol Use and Drug Use Disorders	201	186	2	0		13	0
Chronic Health Condition	757	697	35	9		16	0
HIV/AIDS	31	31	0	0		0	0
Developmental Disability	263	225	7	14		17	0
Physical Disability	663	635	20	1		6	1

☹ The "With Children and Adults" column is retired as of 10/1/2019 and replaced with the columns "Adults in HH with Children & Adults" and "Children in HH with Children & Adults".

Q13b1: Physical and Mental Health Conditions at Exit

	Total Persons	Without Children	Adults in HH with Children & Adults	Children in HH with Children & Adults	With Children and Adults ☹	With Only Children	Unknown Household Type
Mental Health Disorder	847	714	32	15		85	1
Alcohol Use Disorder	95	93	2	0		0	0
Drug Use Disorder	343	319	7	0		17	0
Both Alcohol Use and Drug Use Disorders	143	128	2	0		13	0
Chronic Health Condition	575	522	29	8		16	0
HIV/AIDS	26	26	0	0		0	0
Developmental Disability	195	164	5	9		17	0
Physical Disability	481	456	18	1		5	1

☹ The "With Children and Adults" column is retired as of 10/1/2019 and replaced with the columns "Adults in HH with Children & Adults" and "Children in HH with Children & Adults".

Q13c1: Physical and Mental Health Conditions for Stayers

	Total Persons	Without Children	Adults in HH with Children & Adults	Children in HH with Children & Adults	With Children and Adults ☹	With Only Children	Unknown Household Type
Mental Health Disorder	232	222	8	0		2	0
Alcohol Use Disorder	33	33	0	0		0	0
Drug Use Disorder	94	93	1	0		0	0
Both Alcohol Use and Drug Use Disorders	59	59	0	0		0	0
Chronic Health Condition	179	172	6	1		0	0
HIV/AIDS	5	5	0	0		0	0
Developmental Disability	70	63	2	5		0	0
Physical Disability	177	174	2	0		1	0

☹ The "With Children and Adults" column is retired as of 10/1/2019 and replaced with the columns "Adults in HH with Children & Adults" and "Children in HH with Children & Adults".

Q14a: Domestic Violence History

	Total	Without Children	With Children and Adults	With Only Children	Unknown Household Type
Yes	398	351	46	0	1
No	2454	2264	189	1	0
Client Doesn't Know/Client Refused	1	1	0	0	0
Data Not Collected	302	40	0	262	0
Total	3155	2656	235	263	1

Q14b: Persons Fleeing Domestic Violence

	Total	Without Children	With Children and Adults	With Only Children	Unknown Household Type
Yes	136	112	24	0	0
No	258	235	22	0	1
Client Doesn't Know/Client Refused	1	1	0	0	0
Data Not Collected	3	3	0	0	0
Total	398	351	46	0	1

Q15: Living Situation

	Total	Without Children	With Children and Adults	With Only Children	Unknown Household Type
Homeless Situations					
Emergency shelter, including hotel or motel paid for with emergency shelter voucher	245	177	57	11	0
Transitional housing for homeless persons (including homeless youth)	6	6	0	0	0
Place not meant for habitation	1757	1609	123	24	1
Safe Haven	289	280	4	5	0
Host Home (non-crisis)	13	1	0	12	0
Interim Housing 					
Subtotal - Homeless Situations	2310	2073	184	52	1
Institutional Settings					
Psychiatric hospital or other psychiatric facility	63	56	0	7	0
Substance abuse treatment facility or detox center	32	30	1	1	0
Hospital or other residential non-psychiatric medical facility	98	95	2	1	0
Jail, prison or juvenile detention facility	103	103	0	0	0
Foster care home or foster care group home	1	0	0	1	0
Long-term care facility or nursing home	5	5	0	0	0
Residential project or halfway house with no homeless criteria	4	4	0	0	0
Subtotal - Institutional Settings	306	293	3	10	0
Other Locations					
Permanent housing (other than RRH) for formerly homeless persons	1	1	0	0	0
Owned by client, no ongoing housing subsidy	1	1	0	0	0
Owned by client, with ongoing housing subsidy	1	1	0	0	0
Rental by client, with RRH or equivalent subsidy	0	0	0	0	0
Rental by client, with HCV voucher (tenant or project based)	0	0	0	0	0
Rental by client in a public housing unit	4	4	0	0	0
Rental by client, no ongoing housing subsidy	13	11	2	0	0
Rental by client, with VASH subsidy	0	0	0	0	0
Rental by client with GPD TIP subsidy	0	0	0	0	0
Rental by client, with other housing subsidy	1	1	0	0	0
Hotel or motel paid for without emergency shelter voucher	115	95	18	2	0
Staying or living in a friend's room, apartment or house	114	78	12	24	0
Staying or living in a family member's room, apartment or house	289	98	16	175	0
Client Doesn't Know/Client Refused	0	0	0	0	0
Data Not Collected	0	0	0	0	0
Subtotal - Other Locations	539	290	48	201	0
Total	3155	2656	235	263	1

 Interim housing is retired as of 10/1/2019.

Q16: Cash Income - Ranges

	Income at Start	Income at Latest Annual Assessment for Stayers	Income at Exit for Leavers
No income	1982	0	1450
\$1 - \$150	25	0	21
\$151 - \$250	25	0	22
\$251 - \$500	65	0	48
\$501 - \$1000	263	0	210
\$1,001 - \$1,500	311	1	227
\$1,501 - \$2,000	97	0	90
\$2,001+	116	0	100
Client Doesn't Know/Client Refused	6	0	0
Data Not Collected	1	0	1
Number of Adult Stayers Not Yet Required to Have an Annual Assessment	0	591	0
Number of Adult Stayers Without Required Annual Assessment	0	130	0
Total Adults	2891	722	2169

73% income when exit

Q17: Cash Income - Sources

	Income at Start	Income at Latest Annual Assessment for Stayers	Income at Exit for Leavers
Earned Income	271	0	241
Unemployment Insurance	19	0	13
SSI	283	1	217
SSDI	141	0	104
VA Service-Connected Disability Compensation	9	0	6
VA Non-Service Connected Disability Pension	4	0	3

	Income at Start	Income at Latest Annual Assessment for Stayers	Income at Exit for Leavers
Private Disability Insurance	1	0	1
Worker's Compensation	3	0	4
TANF or Equivalent	112	0	91
General Assistance	62	0	50
Retirement (Social Security)	30	0	22
Pension from Former Job	6	0	4
Child Support	16	0	9
Alimony (Spousal Support)	5	0	3
Other Source	61	0	41
Adults with Income Information at Start and Annual Assessment/Exit	0	1	2167

Q19: Disabling Conditions and Income for Adults at Exit

	AD: Adult with Disabling Condition	AD: Adult without Disabling Condition	AD: Total Adults	AD: % with Disabling Condition by Source	AC: Adult with Disabling Condition	AC: Adult without Disabling Condition	AC: Total Adults	AC: % with Disabling Condition by Source	UK: Adult with Disabling Condition	UK: Adult without Disabling Condition	UK: Total Adults	UK: % with Disabling Condition by Source
Earned Income	87	92	179	48.60%	12	50	62	19.35%	0	0	0	0
Supplemental Security Income (SSI)	184	19	203	90.64%	10	4	14	71.43%	0	0	0	0
Social Security Disability Insurance (SSDI)	93	8	101	92.08%	2	0	2	100.00%	0	0	0	0
VA Service-Connected Disability Compensation	6	0	6	100.00%	0	0	0	0	0	0	0	0
Private Disability Insurance	1	0	1	100.00%	0	0	0	0	0	0	0	0
Workers Compensation	2	0	2	100.00%	0	2	2	0%	0	0	0	0
Temporary Assistance for Needy Families (TANF)	10	10	20	50.00%	23	48	71	32.39%	0	0	0	0
Retirement Income from Social Security	16	5	21	76.19%	0	1	1	0%	0	0	0	0
Pension or retirement income from a former job	3	1	4	75.00%	0	0	0	0	0	0	0	0
Child Support	2	1	3	66.67%	4	2	6	66.67%	0	0	0	0
Other source	58	27	85	68.24%	6	16	22	27.27%	0	0	0	0
No Sources	761	629	1390	54.75%	8	46	54	14.81%	0	0	0	0
Unduplicated Total Adults	1184	783	1967		50	147	197		0	0	0	

Numbers in *green italics* have been recalculated or weighted based on available totals.

Q20: Type of Non-Cash Benefit Sources

	Benefit at Start	Benefit at Latest Annual Assessment for Stayers	Benefit at Exit for Leavers
Supplemental Nutritional Assistance Program	1326	0	1000
WIC	11	0	7
TANF Child Care Services	0	0	0
TANF Transportation Services	0	0	0
Other TANF-Funded Services	0	0	0
Other Source	73	0	40

Q21: Health Insurance

	At Start	At Annual Assessment for Stayers	At Exit for Leavers
Medicaid	2083	1	1746
Medicare	225	1	165
State Children's Health Insurance Program	0	0	0
VA Medical Services	14	0	14
Employer Provided Health Insurance	13	0	9
Health Insurance Through COBRA	3	0	4
Private Pay Health Insurance	9	0	6
State Health Insurance for Adults	8	0	8
Indian Health Services Program	6	0	5
Other	362	1	315
No Health Insurance	918	0	568
Client Doesn't Know/Client Refused	9	0	3
Data Not Collected	6	130	4
Number of Stayers Not Yet Required to Have an Annual Assessment	0	665	0
1 Source of Health Insurance	2541	0	2112
More than 1 Source of Health Insurance	90	1	79

Q22a2: Length of Participation – ESG Projects

	Total	Leavers	Stayers
0 to 7 days	844	793	51
8 to 14 days	380	319	61
15 to 21 days	265	219	46
22 to 30 days	201	151	50
31 to 60 days	491	353	138
61 to 90 days	434	327	107
91 to 180 days	554	417	137
181 to 365 days	199	123	76
366 to 730 days (1-2 Yrs)	178	54	124
731 to 1,095 days (2-3 Yrs)	13	7	6
1,096 to 1,460 days (3-4 Yrs)	5	3	2
1,461 to 1,825 days (4-5 Yrs)	0	0	0
More than 1,825 days (> 5 Yrs)	0	0	0
Data Not Collected	0	0	0
Total	3564	2766	798

Q22c: Length of Time between Project Start Date and Housing Move-In Date (post 10/1/2018)

	Total	Without Children	With Children and Adults	With Only Children	Unknown Household Type
7 days or less	20	6	14	0	0
8 to 14 days	3	3	0	0	0
15 to 21 days	10	9	1	0	0
22 to 30 days	5	2	3	0	0
31 to 60 days	4	2	2	0	0
61 to 180 days	4	4	0	0	0
181 to 365 days	0	0	0	0	0
366 to 730 days (1-2 Yrs)	0	0	0	0	0
Total (persons moved into housing)	46	26	20	0	0
Average length of time to housing	21.74	29.85	10.80	0	0
Persons who were exited without move-in	10	7	3	0	0
Total persons	56	33	23	0	0

Numbers in *green italics* have been recalculated or weighted based on available totals.

Q22: RRH Length of Time between Project Start Date and Housing Move-in Date (pre 10/1/2018)

	Total	Without Children	With Children and Adults	With Only Children	Unknown Household Type
7 days or less					
8 to 14 days					
15 to 21 days					
22 to 30 days					
31 to 60 days					
61 to 180 days					
181 to 365 days					
366 to 730 days (1-2 Yrs)					
Total (persons moved into housing)					
Average length of time to housing					
Persons who were exited without move-in					
Total persons					


Numbers in *green italics* have been recalculated or weighted based on available totals.

Q22: Length of Participation by Household Type

	Total	Without Children	With Children and Adults	With Only Children	Unknown Household Type
7 days or less	844	650	52	142	0
8 to 14 days	380	291	47	42	0
15 to 21 days	265	173	33	59	0
22 to 30 days	201	150	34	17	0
31 to 60 days	491	361	128	2	0
61 to 90 days	434	298	136	0	0
91 to 180 days	554	359	192	2	1
181 to 365 days	199	188	11	0	0
366 to 730 days (1-2 Yrs)	178	169	9	0	0
731 to 1,095 days (2-3 Yrs)	13	12	0	1	0
1,096 to 1,460 days (3-4 Yrs)	5	5	0	0	0
1,461 to 1,825 days (4-5 Yrs)	0	0	0	0	0
More than 1,825 days (> 5 Yrs)	0	0	0	0	0
Data Not Collected	0	0	0	0	0
Total	3564	2656	642	265	1

Q22: Length of Time Prior to Housing - based on 3.917 Date Homelessness Started

	Total	Without Children	With Children and Adults	With Only Children	Unknown Household Type
7 days or less	1225	756	243	226	0
8 to 14 days	144	75	68	1	0
15 to 21 days	73	44	28	1	0
22 to 30 days	77	54	19	4	0
31 to 60 days	192	124	65	3	0
61 to 180 days	374	256	107	11	0
181 to 365 days	225	183	35	7	0
366 to 730 days (1-2 Yrs)	275	252	19	4	0
731 days or more	471	451	14	6	0
Total (persons moved into housing)	3056	2195	598	263	0
Not yet moved into housing	19	14	5	0	0
Data not collected	42	11	29	2	0
Total persons	3117	2220	632	265	0

Q23a: Exit Destination – More Than 90 Days
 This question is retired as of 10/1/2019. 

	Total	Without Children	With Children and Adults	With Only Children	Unknown Household Type
Permanent Destinations					
Moved from one HOPWA funded project to HOPWA PH					
Owned by client, no ongoing housing subsidy					
Owned by client, with ongoing housing subsidy					
Rental by client, no ongoing housing subsidy					
Rental by client, with VASH housing subsidy					
Rental by client, with GPD TIP housing subsidy					
Rental by client, with other ongoing housing subsidy					
Permanent housing (other than RRH) for formerly homeless persons					
Staying or living with family, permanent tenure					
Staying or living with friends, permanent tenure					
Rental by client, with RRH or equivalent subsidy					
Subtotal - Permanent Destinations					
Temporary Destinations					
Emergency shelter, including hotel or motel paid for with emergency shelter voucher					
Moved from one HOPWA funded project to HOPWA TH					
Transitional housing for homeless persons (including homeless youth)					
Staying or living with family, temporary tenure (e.g. room, apartment or house)					
Staying or living with friends, temporary tenure (e.g. room, apartment or house)					
Place not meant for habitation (e.g., a vehicle, an abandoned building, bus/train/subway station/airport or anywhere outside)					
Safe Haven					
Hotel or motel paid for without emergency shelter voucher					
Subtotal - Temporary Destinations					
Institutional Settings					
Foster care home or group foster care home					
Psychiatric hospital or other psychiatric facility					
Substance abuse treatment facility or detox center					
Hospital or other residential non-psychiatric medical facility					
Jail, prison, or juvenile detention facility					
Long-term care facility or nursing home					
Subtotal - Institutional Settings					
Other Destinations					
Residential project or halfway house with no homeless criteria					
Deceased					
Other					
Client Doesn't Know/Client Refused					
Data Not Collected (no exit interview completed)					
Subtotal - Other Destinations					
Total					
Total persons exiting to positive housing destinations					
Total persons whose destinations excluded them from the calculation					
Percentage	Cannot calculate ¹	Cannot calculate ¹	Cannot calculate ¹	Cannot calculate ¹	Cannot calculate ¹

Numbers in *green italics* have been recalculated or weighted based on available totals.

Q23b: Exit Destination - 90 Days or Less
 This question is retired as of 10/1/2019.

	Total	Without Children	With Children and Adults	With Only Children	Unknown Household Type
Permanent Destinations					
Moved from one HOPWA funded project to HOPWA PH					
Owned by client, no ongoing housing subsidy					
Owned by client, with ongoing housing subsidy					
Rental by client, no ongoing housing subsidy					
Rental by client, with VASH housing subsidy					
Rental by client, with GPD TIP housing subsidy					
Rental by client, with other ongoing housing subsidy					
Permanent housing (other than RRH) for formerly homeless persons					
Staying or living with family, permanent tenure					
Staying or living with friends, permanent tenure					
Rental by client, with RRH or equivalent subsidy					
Subtotal - Permanent Destinations					
Temporary Destinations					
Emergency shelter, including hotel or motel paid for with emergency shelter voucher					
Moved from one HOPWA funded project to HOPWA TH					
Transitional housing for homeless persons (including homeless youth)					
Staying or living with family, temporary tenure (e.g. room, apartment or house)					
Staying or living with friends, temporary tenure (e.g. room, apartment or house)					
Place not meant for habitation (e.g., a vehicle, an abandoned building, bus/train/subway station/airport or anywhere outside)					
Safe Haven					
Hotel or motel paid for without emergency shelter voucher					
Subtotal - Temporary Destinations					
Institutional Settings					
Foster care home or group foster care home					
Psychiatric hospital or other psychiatric facility					
Substance abuse treatment facility or detox center					
Hospital or other residential non-psychiatric medical facility					
Jail, prison, or juvenile detention facility					
Long-term care facility or nursing home					
Subtotal - Institutional Settings					
Other Destinations					
Residential project or halfway house with no homeless criteria					
Deceased					
Other					
Client Doesn't Know/Client Refused					
Data Not Collected (no exit interview completed)					
Subtotal - Other Destinations					
Total					
Total persons exiting to positive housing destinations					
Total persons whose destinations excluded them from the calculation					
Percentage	Cannot calculate ¹	Cannot calculate ¹	Cannot calculate ¹	Cannot calculate ¹	Cannot calculate ¹

Numbers in *green italics* have been recalculated or weighted based on available totals.

Q23c: Exit Destination - All persons

	Total	Without Children	With Children and Adults	With Only Children	Unknown Household Type
Permanent Destinations					
Moved from one HOPWA funded project to HOPWA PH	0	0	0	0	0
Owned by client, no ongoing housing subsidy	19	1	18	0	0
Owned by client, with ongoing housing subsidy	11	0	11	0	0
Rental by client, no ongoing housing subsidy	225	92	133	0	0
Rental by client, with VASH housing subsidy	6	6	0	0	0
Rental by client, with GPD TIP housing subsidy	0	0	0	0	0
Rental by client, with other ongoing housing subsidy	44	15	29	0	0
Permanent housing (other than RRH) for formerly homeless persons	19	19	0	0	0
Staying or living with family, permanent tenure	216	69	98	49	0
Staying or living with friends, permanent tenure	38	20	15	3	0
Rental by client, with RRH or equivalent subsidy	51	19	32	0	0
Rental by client, with HCV voucher (tenant or project based)	4	1	3	0	0
Rental by client in a public housing unit	12	9	3	0	0
Subtotal - Permanent Destinations	645	251	342	52	0
Temporary Destinations					
Emergency shelter, including hotel or motel paid for with emergency shelter voucher	194	116	68	10	0
Moved from one HOPWA funded project to HOPWA TH	0	0	0	0	0
Transitional housing for homeless persons (including homeless youth)	43	39	2	2	0
Staying or living with family, temporary tenure (e.g. room, apartment or house)	255	61	60	134	0
Staying or living with friends, temporary tenure (e.g. room, apartment or house)	52	29	19	4	0
Place not meant for habitation (e.g., a vehicle, an abandoned building, bus/train/subway station/airport or anywhere outside)	1242	1216	15	11	0
Safe Haven	103	100	3	0	0
Hotel or motel paid for without emergency shelter voucher	17	6	9	2	0
Host Home (non-crisis)	12	2	1	9	0
Subtotal - Temporary Destinations	1918	1569	177	172	0
Institutional Settings					
Foster care home or group foster care home	9	0	3	6	0
Psychiatric hospital or other psychiatric facility	16	12	0	4	0
Substance abuse treatment facility or detox center	29	24	4	1	0
Hospital or other residential non-psychiatric medical facility	31	23	2	6	0
Jail, prison, or juvenile detention facility	15	12	3	0	0
Long-term care facility or nursing home	1	1	0	0	0
Subtotal - Institutional Settings	101	72	12	17	0
Other Destinations					
Residential project or halfway house with no homeless criteria	6	5	0	1	0
Deceased	5	5	0	0	0
Other	29	14	0	14	1
Client Doesn't Know/Client Refused	6	4	2	0	0
Data Not Collected (no exit interview completed)	56	52	4	0	0
Subtotal - Other Destinations	102	80	6	15	1
Total	2766	1972	537	256	1
Total persons exiting to positive housing destinations	664	260	343	61	0
Total persons whose destinations excluded them from the calculation	46	29	5	12	0
Percentage	24.41%	13.38%	64.47%	25.00%	0%

Numbers in *green italics* have been recalculated or weighted based on available totals.

Q24: Homelessness Prevention Housing Assessment at Exit

	Total	Without Children	With Children and Adults	With Only Children	Unknown Household Type
Able to maintain the housing they had at project start—Without a subsidy	0	0	0	0	0
Able to maintain the housing they had at project start—With the subsidy they had at project start	0	0	0	0	0
Able to maintain the housing they had at project start—With an on-going subsidy acquired since project start	0	0	0	0	0
Able to maintain the housing they had at project start—Only with financial assistance other than a subsidy	0	0	0	0	0
Moved to new housing unit—With on-going subsidy	0	0	0	0	0
Moved to new housing unit—Without an on-going subsidy	0	0	0	0	0
Moved in with family/friends on a temporary basis	0	0	0	0	0
Moved in with family/friends on a permanent basis	0	0	0	0	0
Moved to a transitional or temporary housing facility or program	0	0	0	0	0
Client became homeless – moving to a shelter or other place unfit for human habitation	0	0	0	0	0
Client went to jail/prison	0	0	0	0	0
Client died	0	0	0	0	0
Client doesn't know/Client refused	0	0	0	0	0
Data not collected (no exit interview completed)	0	0	0	0	0
Total	0	0	0	0	0

Q25a: Number of Veterans

	Total	Without Children	With Children and Adults	Unknown Household Type
Chronically Homeless Veteran	28	28	0	0
Non-Chronically Homeless Veteran	59	58	1	0
Not a Veteran	2775	2545	230	0
Client Doesn't Know/Client Refused	0	0	0	0
Data Not Collected	29	25	4	0
Total	2891	2656	235	0

Q26b: Number of Chronically Homeless Persons by Household

	Total	Without Children	With Children and Adults	With Only Children	Unknown Household Type
Chronically Homeless	760	723	30	7	0
Not Chronically Homeless	2789	1918	612	258	1
Client Doesn't Know/Client Refused	6	6	0	0	0
Data Not Collected	9	9	0	0	0
Total	3564	2656	642	265	1

21%
78%

HUD ESG CAPER

Grant: ESG: Riverside County - CA - Report Type: CAPER

Report Date Range

7/1/2022 to 6/30/2023

Contact Information

First Name Sterlon
 Middle Name
 Last Name Sims
 Suffix
 Title Supervising Development Specialist
 Street Address 1 3403 Tenth Street
 Street Address 2 Suite 300
 City Riverside
 State California
 ZIP Code 92501
 E-mail Address ssims@rivco.org
 Phone Number (951)955-5938
 Extension
 Fax Number ()-

Project types carried out during the program year

Components	Projects	Total Persons Reported	Total Households Reported
Emergency Shelter	6	3025	2582
Day Shelter	0	0	0
Transitional Housing	0	0	0
Total Emergency Shelter Component	6	3025	2582
Total Street Outreach	3	447	440
Total PH - Rapid Re-Housing	2	92	71
Total Homelessness Prevention	0	0	0

Grant Information

Emergency Shelter Rehab/Conversion

Did you create additional shelter beds/units through an ESG-funded rehab project No
 Did you create additional shelter beds/units through an ESG-funded conversion project No

Data Participation Information

Are there any funded projects, except HMIS or Admin, which are not listed on the Project Links and Uploads form? This includes projects in the HMIS and from VSP No

Project Outcomes

Project outcomes are required for all CAPERS where the program year start date is 1-1-2021 or later. This form replaces the narrative in CR-70 of the eCon Planning Suite.

From the Action Plan that covered ESG for this reporting period copy and paste or retype the information in Question 5 on screen AP-90: "Describe performance standards for evaluating ESG."

ESG performance standards are followed per 24 CFR Part 576, including, measures to evaluate the effectiveness of the program and measures to assess how well the program serves the targeted population. Sub-recipients receiving funding from the County are evaluated based on written standards and guidelines. This includes reductions in the number of homeless persons living on the streets and in shelters, the number of persons who do not re-enter the shelter or supportive housing system within one year, and the number of persons exiting with permanent housing. Performance standards for evaluating ESG activities were developed in consultation with the Continuum of Care lead agency, County of Riverside ESG recipient, providers, and other organizations and stakeholders. As part of tracking, evaluating, and reporting ESG Program services, Homeless Management Information Systems (HMIS) are used to collect Data Standards including three key indicators:

1. Exits to permanent housing;
2. Length of stay in emergency shelter and/or transitional housing; and
3. Returns to homelessness from permanent housing.

The CoC lead agency, responsible for HMIS, extracts ESG sub-recipient data from HMIS for review by the CoC HMIS Administrator Council to evaluate subrecipients for accuracy and performance based on services provided to their clients. In addition, the guidelines below have been set as part of the performance standards for evaluating ESG:

Performance of ESG recipients

1. Ensure that ESG funds are used effectively to assist homeless individuals and families and that the basic ESG program goals are met;
2. Ensure compliance with ESG regulations and program requirements in the usage of funds and in carrying out program activities; and
3. Enhance and develop the management capacity of grantees or recipients

Based on the information from the Action Plan response previously provided to HUD:

1. Briefly describe how you met the performance standards identified in A-90 this program year. *If they are not measurable as written type in N/A as the answer.*

1. A reduction in the number of homeless individuals and families seeking emergency shelter services. Measurable through the Point in Time count.
2. Expected Outcome is at least 35% of participants assisted will remain in permanent housing six (6) months after the last assistance provided under ESG. HMIS reporting by subrecipients to measure performance.
3. A reduction in the reoccurrence of homelessness for individuals and families who exit the shelter system. Perform initial assessment to determine the level of need and enter clients into CES. Once clients are housed and stabilized, further monitoring and case management will be provided for at least 6-9 months to help deter the reoccurrence of homelessness. Reporting in HMIS provides the measurable data from subrecipients.

2. Briefly describe what you did not meet and why. *If they are not measurable as written type in N/A as the answer.*

1. The Point in Time County reported a higher number in unsheltered prior to the previous year. The total of 2,441 were unsheltered as compared to 2022 which was 1980. Possible reasons for this increase is due to recovery from COVID Pandemic. Many people loss their housing through eviction, job security, and increase in cost of living. There is an anticipation that this number will begin to drop as people connect with services.

OR

3. If your standards were not written as measurable, provide a sample of what you will change them to in the future? *If they were measurable and you answered above type in N/A as the answer.*

N/A

ESG Information from IDIS

As of 7/14/2023

FY	Grant Number	Current Authorized Amount	Funds Committed By Recipient	Funds Drawn	Balance Remaining	Obligation Date	Expenditure Deadline
2022	E22UC060506	\$622,217.00	\$622,217.00	\$622,217.00	\$0	9/20/2022	9/20/2024
2021	E21UC060506	\$636,463.00	\$636,463.00	\$636,463.00	\$0	8/18/2021	8/18/2023
2020	E20UC060506	\$641,710.00	\$641,710.00	\$641,710.00	\$0	8/19/2020	8/19/2022
2019	E19UC060506	\$613,342.00	\$613,342.00	\$613,342.00	\$0	7/31/2019	7/31/2021
2018	E18UC060506	\$678,024.00	\$678,024.00	\$678,024.00	\$0	8/22/2018	8/22/2020
2017	E17UC060506	\$995,682.00	\$995,682.00	\$995,682.00	\$0	9/22/2017	9/22/2019
2016	E16UC060506	\$649,342.00	\$649,342.00	\$649,342.00	\$0	8/9/2016	8/9/2018
2015	E15UC060506	\$628,928.00	\$628,928.00	\$628,928.00	\$0	8/13/2015	8/13/2017
Total		\$6,521,473.00	\$6,521,473.00	\$6,521,473.00	\$0		

Expenditures	2022		2021		2020		2019		2018		2017		2016		2015		
	Yes	No	Yes	No	Yes	No	Yes	No	Yes	No	Yes	No	Yes	No	Yes	No	
	FY2022 Annual ESG Funds for				FY2021 Annual ESG Funds for												
Homelessness Prevention	Non-COVID				Non-COVID												
Rental Assistance			0.00				0.00										
Relocation and Stabilization Services - Financial Assistance			0.00				0.00										
Relocation and Stabilization Services - Services			0.00				0.00										
Hazard Pay (unique activity)																	
Landlord Incentives (unique activity)																	
Volunteer Incentives (unique activity)																	
Training (unique activity)																	
Homeless Prevention Expenses			0.00				0.00										
	FY2022 Annual ESG Funds for				FY2021 Annual ESG Funds for												
Rapid Re-Housing	Non-COVID				Non-COVID												
Rental Assistance			80,261.77				139,189.80										
Relocation and Stabilization Services - Financial Assistance			39,610.00				19,778.00										
Relocation and Stabilization Services - Services			82,349.23				54,782.20										
Hazard Pay (unique activity)																	
Landlord Incentives (unique activity)																	
Volunteer Incentives (unique activity)																	
Training (unique activity)																	
RRH Expenses			202,221.00				213,750.00										
	FY2022 Annual ESG Funds for				FY2021 Annual ESG Funds for												
Emergency Shelter	Non-COVID				Non-COVID												
Essential Services			177,439.39				215,106.26										
Operations			78,273.90				114,893.74										
Renovation			0.00				0.00										
Major Rehab			0.00				0.00										
Conversion			0.00				0.00										
Hazard Pay (unique activity)																	
Volunteer Incentives (unique activity)																	
Training (unique activity)																	
Emergency Shelter Expenses			255,713.29				330,000.00										
	FY2022 Annual ESG Funds for				FY2021 Annual ESG Funds for												
Temporary Emergency Shelter	Non-COVID				Non-COVID												
Essential Services																	
Operations																	
Leasing existing real property or temporary structures																	
Acquisition																	
Renovation																	
Hazard Pay (unique activity)																	
Volunteer Incentives (unique activity)																	
Training (unique activity)																	
Other Shelter Costs																	
Temporary Emergency Shelter Expenses																	
	FY2022 Annual ESG Funds for				FY2021 Annual ESG Funds for												
Street Outreach	Non-COVID				Non-COVID												
Essential Services			117,616.71				44,978.00										
Hazard Pay (unique activity)							0.00										
Volunteer Incentives (unique activity)							0.00										
Training (unique activity)							0.00										
Handwashing Stations/Portable Bathrooms (unique activity)							0.00										
Street Outreach Expenses			117,616.71				44,978.00										
	FY2022 Annual ESG Funds for				FY2021 Annual ESG Funds for												

Other ESG Expenditures	Non-COVID	Non-COVID
Cell Phones - for persons in CoC/YHDP funded projects (unique activity)		
Coordinated Entry COVID Enhancements (unique activity)		
Training (unique activity)		
Vaccine Incentives (unique activity)		
HMIS		0.00
Administration	46,666.00	47,735.00
Other Expenses	46,666.00	47,735.00
	FY2022 Annual ESG Funds for Non-COVID	FY2021 Annual ESG Funds for Non-COVID
Total Expenditures	622,217.00	636,463.00
Match	4,146,135.25	3,298,119.00
Total ESG expenditures plus match	4,768,352.25	3,934,582.00

Total expenditures plus match for all years

8,702,934.25

Sources of Match

	FY2022	FY2021	FY2020	FY2019	FY2018	FY2017	FY2016	FY2015
Total regular ESG plus COVID expenditures brought forward	\$622,217.00	\$636,463.00	\$0.00	\$0.00	\$0.00	\$0.00	\$0.00	\$0.00
Total ESG used for COVID brought forward	\$0.00	\$0.00	\$0.00	\$0.00	\$0.00	\$0.00	\$0.00	\$0.00
Total ESG used for regular expenses which requires a match	\$622,217.00	\$636,463.00	\$0.00	\$0.00	\$0.00	\$0.00	\$0.00	\$0.00
Match numbers from financial form	\$4,146,135.25	\$3,298,119.00	\$0.00	\$0.00	\$0.00	\$0.00	\$0.00	\$0.00
Match Percentage	666.34%	518.19%	0%	0%	0%	0%	0%	0%

Match Source	FY2022	FY2021	FY2020	FY2019	FY2018	FY2017	FY2016	FY2015
Other Non-ESG HUD Funds	34,550.00	294,085.00	423,880.19	0.00	71,521.00	15,000.00	338,985.60	1,232,078.00
Other Federal Funds	1,285,023.64	667,082.00	875,126.28	503,436.00	1,589,592.49	1,426,444.12	548,953.39	781,686.29
State Government	135,478.00	329,088.00	112,266.00	166,283.00	4,502.00	164,761.86	44,391.62	320,149.99
Local Government	738,322.47	688,473.00	1,958,586.06	882,420.00	771,841.00	806,557.89	183,763.03	461,150.97
Private Funds	327,594.00	659,722.00	471,088.00	416,772.00	550,574.00	377,607.25	198,296.68	1,464,238.00
Other	1,625,167.14	659,669.00	308,835.00	229,091.00	149,745.00	216,243.43	234,122.61	56,471.08
Fees	0.00	0.00	0.00	0.00	63,333.00	73,333.26	69,932.18	53,829.04
Program Income	0.00	0.00	0.00	0.00	0.00	0.00	0.00	0.00
Total Cash Match	4,146,135.25	3,298,119.00	4,149,781.53	2,198,002.00	3,201,108.49	3,079,947.81	1,618,445.11	4,369,603.37
Non Cash Match								
Total Match	4,146,135.25	3,298,119.00	4,149,781.53	2,198,002.00	3,201,108.49	3,079,947.81	1,618,445.11	4,369,603.37

RR

HUD ESG CAPER FY2023 - CSV upload only

Grant: ESG: Riverside County - CA - Report Type: CAPER

Q04a: Project Identifiers in HMIS

Organization Name	Organization ID	Project Name	Project ID	HMIS Project Type	Method for Tracking ES	Affiliated with a residential project	Project IDs of affiliations	CoC Number	Geocode	Victim Service Provider	HMIS Software Name	Report Start Date	Report End Date	Total Active Clients	Total Active Households	CSV Exception?	Uploaded via emailed hyperlink?
Path of Life Ministries	2	POL ESG Rapid Rehousing/HA	397	13	0			CA-608	069065	0	Clarity HS	2022-07-01	2023-06-30	19	6	No	Yes

Q05a: Report Validations Table

Category	Count of Clients for DQ	Count of Clients
Total Number of Persons Served	19	19
Number of Adults (Age 18 or Over)	12	12
Number of Children (Under Age 18)	7	7
Number of Persons with Unknown Age	0	0
Number of Leavers	19	19
Number of Adult Leavers	12	12
Number of Adult and Head of Household Leavers	12	12
Number of Stayers	0	0
Number of Adult Stayers	0	0
Number of Veterans	0	0
Number of Chronically Homeless Persons	3	3
Number of Youth Under Age 25	0	0
Number of Parenting Youth Under Age 25 with Children	0	0
Number of Adult Heads of Household	6	6
Number of Child and Unknown-Age Heads of Household	0	0
Heads of Households and Adult Stayers in the Project 365 Days or More	0	0

ES Total 3564
 A - 2374
 C - 651
 RR
 A - 78
 C - 14
 OR
 A - 439, C - 7, U - 1

Q05b: Data Quality: Personally Identifying Information (PII)

Data Element	Client Doesn't Know/Refused	Information Missing	Data Issues	Total	% of Error Rate
Name	0	0	0	0	0%
Social Security Number	1	2	0	3	15.79%
Date of Birth	0	0	0	0	0%
Race	0	0	0	0	0%
Ethnicity	0	0	0	0	0%
Gender	0	0	0	0	0%
Overall Score				3	15.79%

Numbers in *green italics* have been recalculated or weighted based on available totals.

Q06a: Data Quality: Universal Data Elements

Data Element	Error Count	% of Error Rate
Veteran Status	3	25.00%
Project Start Date	0	0%
Relationship to Head of Household	0	0%
Client Location	0	0%
Disabling Condition	0	0%

Numbers in *green italics* have been recalculated or weighted based on available totals.

Q06b: Data Quality: Income and Housing Data Quality

Data Element	Error Count	% of Error Rate
Destination	0	0%
Income and Sources at Start	0	0%
Income and Sources at Annual Assessment	0	0
Income and Sources at Exit	0	0%

Numbers in *green italics* have been recalculated or weighted based on available totals.

Q09b: Number of Persons Engaged

Number of Persons Engaged	All Persons Contacted	First contact – NOT staying on the Streets, ES, or SH	First contact – WAS staying on Streets, ES, or SH	First contact – Worker unable to determine
Once	0	0	0	0
2-5 Contacts	0	0	0	0
6-9 Contacts	0	0	0	0
10+ Contacts	0	0	0	0
Total Persons Engaged	0	0	0	0
Rate of Engagement	0	0	0	0

Numbers in *green Italics* have been recalculated or weighted based on available totals.

Q10a: Gender of Adults

	Total	Without Children	With Children and Adults	Unknown Household Type
Male	5	1	4	0
Female	7	2	5	0
No Single Gender	0	0	0	0
Questioning	0	0	0	0
Transgender	0	0	0	0
Client Doesn't Know/Client Refused	0	0	0	0
Data Not Collected	0	0	0	0
Total	12	3	9	0

Trans Female (MTF or Male to Female) 0

Trans Male (FTM or Female to Male) 0

Effective 10/1/2021, this table contains a consolidated Transgender row which includes the sum of data from the previously separate Transgender rows, tagged with 0.

Q10b: Gender of Children

	Total	With Children and Adults	With Only Children	Unknown Household Type
Male	1	1	0	0
Female	6	6	0	0
No Single Gender	0	0	0	0
Questioning	0	0	0	0
Transgender	0	0	0	0
Client Doesn't Know/Client Refused	0	0	0	0
Data Not Collected	0	0	0	0
Total	7	7	0	0

Trans Female (MTF or Male to Female) 0

Trans Male (FTM or Female to Male) 0

Effective 10/1/2021, this table contains a consolidated Transgender row which includes the sum of data from the previously separate Transgender rows, tagged with 0.

Q10c: Gender of Persons Missing Age Information

	Total	Without Children	With Children and Adults	With Only Children	Unknown Household Type
Male	0	0	0	0	0
Female	0	0	0	0	0
No Single Gender	0	0	0	0	0
Questioning	0	0	0	0	0
Transgender	0	0	0	0	0
Client Doesn't Know/Client Refused	0	0	0	0	0
Data Not Collected	0	0	0	0	0
Total	0	0	0	0	0

Trans Female (MTF or Male to Female) 0

Trans Male (FTM or Female to Male) 0

Effective 10/1/2021, this table contains a consolidated Transgender row which includes the sum of data from the previously separate Transgender rows, tagged with 0.

Q10d: Gender by Age Ranges

	Total	Under Age 18	Age 18-24	Age 25-61	Age 62 and over	Client Doesn't Know/ Client Refused	Data Not Collected
Male	6	1	0	4	1	0	0
Female	13	6	0	5	2	0	0
No Single Gender	0	0	0	0	0	0	0
Questioning	0	0	0	0	0	0	0
Transgender	0	0	0	0	0	0	0
Client Doesn't Know/Client Refused	0	0	0	0	0	0	0
Data Not Collected	0	0	0	0	0	0	0
Total	19	7	0	9	3	0	0

Trans Female (MTF or Male to Female) 0

Trans Male (FTM or Female to Male) 0

Effective 10/1/2021, this table contains a consolidated Transgender row which includes the sum of data from the previously separate Transgender rows, tagged with 0.

Q13c1: Physical and Mental Health Conditions for Stayers

	Total Persons	Without Children	Adults in HH with Children & Adults	Children in HH with Children & Adults	With Children and Adults	With Only Children	Unknown Household Type
Mental Health Disorder							
Alcohol Use Disorder							
Drug Use Disorder							
Both Alcohol Use and Drug Use Disorders							
Chronic Health Condition							
HIV/AIDS							
Developmental Disability							
Physical Disability							

6. The "With Children and Adults" column is retired as of 10/1/2019 and replaced with the columns "Adults in HH with Children & Adults" and "Children in HH with Children & Adults".

Q14a: Domestic Violence History

	Total	Without Children	With Children and Adults	With Only Children	Unknown Household Type
Yes	0	0	0	0	0
No	12	3	9	0	0
Client Doesn't Know/Client Refused	0	0	0	0	0
Data Not Collected	0	0	0	0	0
Total	12	3	9	0	0

Q14b: Persons Fleeing Domestic Violence

	Total	Without Children	With Children and Adults	With Only Children	Unknown Household Type
Yes	0	0	0	0	0
No	0	0	0	0	0
Client Doesn't Know/Client Refused	0	0	0	0	0
Data Not Collected	0	0	0	0	0
Total	0	0	0	0	0

Q17: Cash Income - Sources

	Income at Start	Income at Latest Annual Assessment for Stayers	Income at Exit for Leavers
Earned Income	5	0	5
Unemployment Insurance	1	0	1
SSI	2	0	2
SSDI	2	0	2
VA Service-Connected Disability Compensation	0	0	0
VA Non-Service Connected Disability Pension	0	0	0
Private Disability Insurance	0	0	0
Worker's Compensation	0	0	0
TANF or Equivalent	1	0	1
General Assistance	0	0	0
Retirement (Social Security)	1	0	1
Pension from Former Job	0	0	0
Child Support	0	0	0
Alimony (Spousal Support)	0	0	0
Other Source	0	0	0
Adults with Income Information at Start and Annual Assessment/Exit	0	0	12

Q19b: Disabling Conditions and Income for Adults at Exit

	AC: Adult with Disabling Condition	AC: Adult without Disabling Condition	AC: Total Adults	AC: % with Disabling Condition by Source	AC: Adult with Disabling Condition	AC: Adult without Disabling Condition	AC: Total Adults	AC: % with Disabling Condition by Source	UC: Adult with Disabling Condition	UC: Adult without Disabling Condition	UC: Total Adults	UC: % with Disabling Condition by Source
Earned Income	0	0	0	0	1	4	5	20.00%	0	0	0	0
Supplemental Security Income (SSI)	0	0	0	0	0	2	2	0%	0	0	0	0
Social Security Disability Insurance (SSDI)	2	0	2	100.00%	0	0	0	0	0	0	0	0
VA Service-Connected Disability Compensation	0	0	0	0	0	0	0	0	0	0	0	0
Private Disability Insurance	0	0	0	0	0	0	0	0	0	0	0	0
Worker's Compensation	0	0	0	0	0	0	0	0	0	0	0	0
Temporary Assistance for Needy Families (TANF)	0	0	0	0	0	1	1	0%	0	0	0	0
Retirement Income from Social Security	1	0	1	100.00%	0	0	0	0	0	0	0	0
Pension or retirement income from a former job	0	0	0	0	0	0	0	0	0	0	0	0
Child Support	0	0	0	0	0	0	0	0	0	0	0	0
Other source	0	0	0	0	0	1	1	0%	0	0	0	0
No Sources	0	0	0	0	0	1	1	0%	0	0	0	0
Unduplicated Total Adults	3	0	3		1	8	9		0	0	0	

Numbers in *green italics* have been recalculated or weighted based on available totals.

Q20a: Type of Non-Cash Benefit Sources

	Benefit at Start	Benefit at Latest Annual Assessment for Stayers	Benefit at Exit for Leavers
Supplemental Nutritional Assistance Program	4	0	4
WIC	0	0	0
TANF Child Care Services	0	0	0
TANF Transportation Services	0	0	0
Other TANF-Funded Services	0	0	0
Other Source	0	0	0

Q22d: Length of Participation by Household Type

	Total	Without Children	With Children and Adults	With Only Children	Unknown Household Type
7 days or less	0	0	0	0	0
8 to 14 days	0	0	0	0	0
15 to 21 days	0	0	0	0	0
22 to 30 days	0	0	0	0	0
31 to 60 days	1	0	1	0	0
61 to 90 days	15	0	15	0	0
91 to 180 days	3	3	0	0	0
181 to 365 days	0	0	0	0	0
366 to 730 days (1-2 Yrs)	0	0	0	0	0
731 to 1,095 days (2-3 Yrs)	0	0	0	0	0
1,096 to 1,460 days (3-4 Yrs)	0	0	0	0	0
1,461 to 1,825 days (4-5 Yrs)	0	0	0	0	0
More than 1,825 days (> 5 Yrs)	0	0	0	0	0
Data Not Collected	0	0	0	0	0
Total	19	3	16	0	0

Q22e: Length of Time Prior to Housing - based on 3,917 Date Homelessness Started

	Total	Without Children	With Children and Adults	With Only Children	Unknown Household Type
7 days or less	3	0	3	0	0
8 to 14 days	0	0	0	0	0
15 to 21 days	0	0	0	0	0
22 to 30 days	6	0	6	0	0
31 to 60 days	3	3	0	0	0
61 to 180 days	3	0	3	0	0
181 to 365 days	0	0	0	0	0
366 to 730 days (1-2 Yrs)	0	0	0	0	0
731 days or more	2	0	2	0	0
Total (persons moved into housing)	17	3	14	0	0
Not yet moved into housing	0	0	0	0	0
Data not collected	2	0	2	0	0
Total persons	19	3	16	0	0

	Total	Without Children	With Children and Adults	With Only Children	Unknown Household Type
Substance abuse treatment facility or detox center	0	0	0	0	0
Hospital or other residential non-psychiatric medical facility	0	0	0	0	0
Jail, prison, or juvenile detention facility	0	0	0	0	0
Long-term care facility or nursing home	0	0	0	0	0
Subtotal - Institutional Settings	0	0	0	0	0
Other Destinations					
Residential project or halfway house with no homeless criteria	0	0	0	0	0
Deceased	0	0	0	0	0
Other	0	0	0	0	0
Client Doesn't Know/Client Refused	0	0	0	0	0
Data Not Collected (no exit interview completed)	0	0	0	0	0
Subtotal - Other Destinations	0	0	0	0	0
Total	19	3	16	0	0
Total persons exiting to positive housing destinations	19	3	16	0	0
Total persons whose destinations excluded them from the calculation	0	0	0	0	0
Percentage	100.00%	100.00%	100.00%	0	0

Numbers in *green italics* have been recalculated or weighted based on available totals.

Q24: Homelessness Prevention Housing Assessment at Exit

	Total	Without Children	With Children and Adults	With Only Children	Unknown Household Type
Able to maintain the housing they had at project start--Without a subsidy	0	0	0	0	0
Able to maintain the housing they had at project start--With the subsidy they had at project start	0	0	0	0	0
Able to maintain the housing they had at project start--With an on-going subsidy acquired since project start	0	0	0	0	0
Able to maintain the housing they had at project start--Only with financial assistance other than a subsidy	0	0	0	0	0
Moved to new housing unit--With on-going subsidy	0	0	0	0	0
Moved to new housing unit--Without an on-going subsidy	0	0	0	0	0
Moved in with family/friends on a temporary basis	0	0	0	0	0
Moved in with family/friends on a permanent basis	0	0	0	0	0
Moved to a transitional or temporary housing facility or program	0	0	0	0	0
Client became homeless - moving to a shelter or other place unfit for human habitation	0	0	0	0	0
Client went to jail/prison	0	0	0	0	0
Client died	0	0	0	0	0
Client doesn't know/Client refused	0	0	0	0	0
Data not collected (no exit interview completed)	0	0	0	0	0
Total	0	0	0	0	0

Q25: Number of Veterans

	Total	Without Children	With Children and Adults	Unknown Household Type
Chronically Homeless Veteran	0	0	0	0
Non-Chronically Homeless Veteran	0	0	0	0
Not a Veteran	9	3	6	0
Client Doesn't Know/Client Refused	0	0	0	0
Data Not Collected	3	0	3	0
Total	12	3	9	0

Q26: Number of Chronically Homeless Persons by Household

	Total	Without Children	With Children and Adults	With Only Children	Unknown Household Type
Chronically Homeless	3	0	3	0	0
Not Chronically Homeless	16	3	13	0	0
Client Doesn't Know/Client Refused	0	0	0	0	0
Data Not Collected	0	0	0	0	0
Total	19	3	16	0	0

HUD ESG CAPER FY2023 - CSV upload only

Grant: ESG: Riverside County - CA - Report Type: CAPER

Q04a: Project Identifiers in HMIS

Organization Name	Organization ID	Project Name	Project ID	HMIS Project Type	Method for Tracking ES	Affiliated with a residential project	Project IDs of affiliations	CoC Number	Geocode	Victim Service Provider	HMIS Software Name	Report Start Date	Report End Date	Total Active Clients	Total Active Households	CSV Exception?	Uploaded via emailed hyperlink?
Coachella Valley Rescue Mission	24	CVRM ESG-CV Rapid Rehousing	80	13	0			CA-608	069065	0	Clarity HS	2022-07-01	2023-06-30	73	65	No	Yes

Q05a: Report Validations Table

Category	Count of Clients for DQ	Count of Clients
Total Number of Persons Served	73	73
Number of Adults (Age 18 or Over)	66	66
Number of Children (Under Age 18)	7	7
Number of Persons with Unknown Age	0	0
Number of Leavers	47	47
Number of Adult Leavers	42	42
Number of Adult and Head of Household Leavers	42	42
Number of Stayers	26	26
Number of Adult Stayers	24	24
Number of Veterans	2	2
Number of Chronically Homeless Persons	22	22
Number of Youth Under Age 25	0	0
Number of Parenting Youth Under Age 25 with Children	0	0
Number of Adult Heads of Household	65	65
Number of Child and Unknown-Age Heads of Household	0	0
Heads of Households and Adult Stayers in the Project 365 Days or More	1	1

Q06a: Data Quality: Personally Identifying Information (PII)

Data Element	Client Doesn't Know/Refused	Information Missing	Data Issues	Total	% of Error Rate
Name	0	0	0	0	0%
Social Security Number	1	0	0	1	1.37%
Date of Birth	0	0	0	0	0%
Race	0	0	0	0	0%
Ethnicity	0	0	0	0	0%
Gender	0	0	0	0	0%
Overall Score				1	1.37%

Numbers in *green italics* have been recalculated or weighted based on available totals.

Q06b: Data Quality: Universal Data Elements

Data Element	Error Count	% of Error Rate
Veteran Status	0	0%
Project Start Date	0	0%
Relationship to Head of Household	0	0%
Client Location	0	0%
Disabling Condition	0	0%

Numbers in *green italics* have been recalculated or weighted based on available totals.

Q09a: Number of Persons Contacted

Number of Persons Contacted	All Persons Contacted	First contact – NOT staying on the Streets, ES, or SH	First contact – WAS staying on Streets, ES, or SH	First contact – Worker unable to determine
Once	0	0	0	0
2-5 Times	0	0	0	0
6-9 Times	0	0	0	0
10+ Times	0	0	0	0
Total Persons Contacted	0	0	0	0

Q09b: Number of Persons Engaged

Number of Persons Engaged	All Persons Contacted	First contact – NOT staying on the Streets, ES, or SH	First contact – WAS staying on Streets, ES, or SH	First contact – Worker unable to determine
Once	0	0	0	0
2-5 Contacts	0	0	0	0
6-9 Contacts	0	0	0	0
10+ Contacts	0	0	0	0
Total Persons Engaged	0	0	0	0
Rate of Engagement	0	0	0	0

Numbers in *green italics* have been recalculated or weighted based on available totals.

Q10a: Gender of Adults

	Total	Without Children	With Children and Adults	Unknown Household Type
Male	31	30	1	0
Female	35	29	6	0
No Single Gender	0	0	0	0
Questioning	0	0	0	0
Transgender	0	0	0	0
Client Doesn't Know/Client Refused	0	0	0	0
Data Not Collected	0	0	0	0
Total	66	59	7	0

Trans Female (MTF or Male to Female) ☺

Trans Male (FTM or Female to Male) ☺

☺ Effective 10/1/2021, this table contains a consolidated Transgender row which includes the sum of data from the previously separate Transgender rows, tagged with ☺.

Q10b: Gender of Children

	Total	With Children and Adults	With Only Children	Unknown Household Type
Male	2	2	0	0
Female	5	5	0	0
No Single Gender	0	0	0	0
Questioning	0	0	0	0
Transgender	0	0	0	0
Client Doesn't Know/Client Refused	0	0	0	0
Data Not Collected	0	0	0	0
Total	7	7	0	0

Trans Female (MTF or Male to Female) ☺

Trans Male (FTM or Female to Male) ☺

☺ Effective 10/1/2021, this table contains a consolidated Transgender row which includes the sum of data from the previously separate Transgender rows, tagged with ☺.

Q10c: Gender of Persons Missing Age Information

	Total	Without Children	With Children and Adults	With Only Children	Unknown Household Type
Male	0	0	0	0	0
Female	0	0	0	0	0
No Single Gender	0	0	0	0	0
Questioning	0	0	0	0	0
Transgender	0	0	0	0	0
Client Doesn't Know/Client Refused	0	0	0	0	0
Data Not Collected	0	0	0	0	0
Total	0	0	0	0	0

Trans Female (MTF or Male to Female) ☺

Trans Male (FTM or Female to Male) ☺

☺ Effective 10/1/2021, this table contains a consolidated Transgender row which includes the sum of data from the previously separate Transgender rows, tagged with ☺.

Q13b1: Physical and Mental Health Conditions at Exit

	Total Persons	Without Children	Adults in HH with Children & Adults	Children in HH with Children & Adults	With Children and Adults	With Only Children	Unknown Household Type
Mental Health Disorder	11	9	2	0		0	0
Alcohol Use Disorder	2	2	0	0		0	0
Drug Use Disorder	6	5	1	0		0	0
Both Alcohol Use and Drug Use Disorders							
Chronic Health Condition	9	9	0	0		0	0
HIV/AIDS							
Developmental Disability	3	3	0	0		0	0
Physical Disability	5	5	0	0		0	0

Ⓞ The "With Children and Adults" column is retired as of 10/1/2019 and replaced with the columns "Adults in HH with Children & Adults" and "Children in HH with Children & Adults".

Q13c1: Physical and Mental Health Conditions for Stayers

	Total Persons	Without Children	Adults in HH with Children & Adults	Children in HH with Children & Adults	With Children and Adults	With Only Children	Unknown Household Type
Mental Health Disorder	6	5	1	0		0	0
Alcohol Use Disorder	2	2	0	0		0	0
Drug Use Disorder	3	3	0	0		0	0
Both Alcohol Use and Drug Use Disorders	3	3	0	0		0	0
Chronic Health Condition	5	5	0	0		0	0
HIV/AIDS							
Developmental Disability	1	0	1	0		0	0
Physical Disability	5	5	0	0		0	0

Ⓞ The "With Children and Adults" column is retired as of 10/1/2019 and replaced with the columns "Adults in HH with Children & Adults" and "Children in HH with Children & Adults".

Q14a: Domestic Violence History

	Total	Without Children	With Children and Adults	With Only Children	Unknown Household Type
Yes	15	14	1	0	0
No	51	45	6	0	0
Client Doesn't Know/Client Refused	0	0	0	0	0
Data Not Collected	0	0	0	0	0
Total	66	59	7	0	0

Q14b: Persons Fleeing Domestic Violence

	Total	Without Children	With Children and Adults	With Only Children	Unknown Household Type
Yes	4	3	1	0	0
No	11	11	0	0	0
Client Doesn't Know/Client Refused	0	0	0	0	0
Data Not Collected	0	0	0	0	0
Total	15	14	1	0	0

Q17: Cash Income - Sources

	Income at Start	Income at Latest Annual Assessment for Stayers	Income at Exit for Leavers
Earned Income	25	0	17
Unemployment Insurance	1	0	1
SSI	10	0	7
SSDI	5	0	2
VA Service-Connected Disability Compensation	1	0	0
VA Non-Service Connected Disability Pension	0	0	0
Private Disability Insurance	0	0	0

Q21: Health Insurance

	At Start	At Annual Assessment for Stayers	At Exit for Leavers
Medicaid	25	0	21
Medicare	45	0	23
State Children's Health Insurance Program	0	0	0
VA Medical Services	0	0	0
Employer Provided Health Insurance	0	0	0
Health Insurance Through COBRA	0	0	0
Private Pay Health Insurance	0	0	0
State Health Insurance for Adults	0	0	0
Indian Health Services Program	0	0	0
Other	0	0	0
No Health Insurance	3	0	3
Client Doesn't Know/Client Refused	0	0	0
Data Not Collected	0	1	0
Number of Stayers Not Yet Required to Have an Annual Assessment	0	25	0
1 Source of Health Insurance	70	0	44
More than 1 Source of Health Insurance	0	0	0

Q22a: Length of Participation - ESG Projects

	Total	Leavers	Stayers
0 to 7 days	4	1	3
8 to 14 days	2	1	1
15 to 21 days	6	5	1
22 to 30 days	6	0	6
31 to 60 days	8	5	3
61 to 90 days	1	0	1
91 to 180 days	13	8	5
181 to 365 days	15	10	5
366 to 730 days (1-2 Yrs)	18	17	1
731 to 1,095 days (2-3 Yrs)	0	0	0
1,096 to 1,460 days (3-4 Yrs)	0	0	0
1,461 to 1,825 days (4-5 Yrs)	0	0	0
More than 1,825 days (> 5 Yrs)	0	0	0
Data Not Collected	0	0	0
Total	73	47	26

Q22c: Length of Time between Project Start Date and Housing Move-In Date

	Total	Without Children	With Children and Adults	With Only Children	Unknown Household Type
7 days or less	7	6	1	0	0
8 to 14 days	3	3	0	0	0
15 to 21 days	7	6	1	0	0
22 to 30 days	2	2	0	0	0
31 to 60 days	4	2	2	0	0
61 to 180 days	4	4	0	0	0
181 to 365 days	0	0	0	0	0
366 to 730 days (1-2 Yrs)	0	0	0	0	0
Total (persons moved into housing)	27	23	4	0	0
Average length of time to housing	30.00	31.00	22.00	0	0
Persons who were exited without move-in	10	7	3	0	0
Total persons	37	30	7	0	0

Numbers in *green italics* have been recalculated or weighted based on available totals.

Q23c: Exit Destination – All persons

	Total	Without Children	With Children and Adults	With Only Children	Unknown Household Type
Permanent Destinations					
Moved from one HOPWA funded project to HOPWA PH	0	0	0	0	0
Owned by client, no ongoing housing subsidy	0	0	0	0	0
Owned by client, with ongoing housing subsidy	0	0	0	0	0
Rental by client, no ongoing housing subsidy	16	12	4	0	0
Rental by client, with VASH housing subsidy	0	0	0	0	0
Rental by client, with GPD TIP housing subsidy	0	0	0	0	0
Rental by client, with other ongoing housing subsidy	6	2	4	0	0
Permanent housing (other than RRH) for formerly homeless persons	0	0	0	0	0
Staying or living with family, permanent tenure	1	1	0	0	0
Staying or living with friends, permanent tenure	0	0	0	0	0
Rental by client, with RRH or equivalent subsidy	0	0	0	0	0
Rental by client, with HCV voucher (tenant or project based)	0	0	0	0	0
Rental by client in a public housing unit	0	0	0	0	0
Subtotal - Permanent Destinations	23	15	8	0	0
Temporary Destinations					
Emergency shelter, including hotel or motel paid for with emergency shelter voucher	0	0	0	0	0
Moved from one HOPWA funded project to HOPWA TH	0	0	0	0	0
Transitional housing for homeless persons (including homeless youth)	0	0	0	0	0
Staying or living with family, temporary tenure (e.g. room, apartment or house)	1	1	0	0	0
Staying or living with friends, temporary tenure (e.g. room, apartment or house)	1	1	0	0	0
Place not meant for habitation (e.g., a vehicle, an abandoned building, bus/train/subway station/airport or anywhere outside)	0	0	0	0	0
Safe Haven	0	0	0	0	0
Hotel or motel paid for without emergency shelter voucher	1	1	0	0	0
Host Home (non-crisis)	0	0	0	0	0
Subtotal - Temporary Destinations	3	3	0	0	0
Institutional Settings					
Foster care home or group foster care home	0	0	0	0	0
Psychiatric hospital or other psychiatric facility	0	0	0	0	0
Substance abuse treatment facility or detox center	0	0	0	0	0
Hospital or other residential non-psychiatric medical facility	1	1	0	0	0
Jail, prison, or juvenile detention facility	2	2	0	0	0
Long-term care facility or nursing home	0	0	0	0	0
Subtotal - Institutional Settings	3	3	0	0	0
Other Destinations					
Residential project or halfway house with no homeless criteria	0	0	0	0	0
Deceased	1	1	0	0	0
Other	9	9	0	0	0
Client Doesn't Know/Client Refused	6	4	2	0	0
Data Not Collected (no exit interview completed)	2	2	0	0	0
Subtotal - Other Destinations	18	16	2	0	0
Total	47	37	10	0	0
Total persons exiting to positive housing destinations	23	15	8	0	0
Total persons whose destinations excluded them from the calculation	2	2	0	0	0
Percentage	<i>51.11%</i>	<i>42.86%</i>	<i>80.00%</i>	<i>0</i>	<i>0</i>

Numbers in *green italics* have been recalculated or weighted based on available totals.

HUD ESG CAPER FY2023 - CSV upload only

Grant: ESG: Riverside County - CA - Report Type: CAPER

Q04a: Project Identifiers in HMIS

Organization Name	Organization ID	Project Name	Project ID	HMIS Project Type	Method for Tracking ES	Affiliated with a residential project	Project IDs of affiliations	CoC Number	Geocode	Victim Service Provider	HMIS Software Name	Report Start Date	Report End Date	Total Active Clients	Total Active Households	CSV Exception?	Uploaded via emailed hyperlink?
Path of Life Ministries	2	POLM ESG Street Outreach/EDA	165	4	0			CA-608	069065	0	Clarity HS	2022-07-01	2023-06-30	224	220	No	Yes

Q05a: Report Validations Table

Category	Count of Clients for DQ	Count of Clients
Total Number of Persons Served	213	224
Number of Adults (Age 18 or Over)	213	220
Number of Children (Under Age 18)	0	4
Number of Persons with Unknown Age	0	0
Number of Leavers	66	75
Number of Adult Leavers	66	71
Number of Adult and Head of Household Leavers	66	71
Number of Stayers	147	149
Number of Adult Stayers	147	149
Number of Veterans	8	8
Number of Chronically Homeless Persons	84	87
Number of Youth Under Age 25	8	8
Number of Parenting Youth Under Age 25 with Children	0	0
Number of Adult Heads of Household	213	220
Number of Child and Unknown-Age Heads of Household	0	0
Heads of Households and Adult Stayers in the Project 365 Days or More	3	3

Q06a: Data Quality: Personally Identifying Information (PII)

Data Element	Client Doesn't Know/Refused	Information Missing	Data Issues	Total	% of Error Rate
Name	0	1	0	1	0.47%
Social Security Number	4	5	4	13	6.10%
Date of Birth	0	0	1	1	0.47%
Race	1	2	0	3	1.41%
Ethnicity	1	1	0	2	0.94%
Gender	0	1	0	1	0.47%
Overall Score				17	7.98%

Numbers in *green italics* have been recalculated or weighted based on available totals.

Q06b: Data Quality: Universal Data Elements

Data Element	Error Count	% of Error Rate
Veteran Status	8	3.76%
Project Start Date	2	0.94%
Relationship to Head of Household	0	0%
Client Location	0	0%
Disabling Condition	0	0%

Numbers in *green italics* have been recalculated or weighted based on available totals.

Q06c: Data Quality: Income and Housing Data Quality

Data Element	Error Count	% of Error Rate
Destination	13	19.70%
Income and Sources at Start	0	0%
Income and Sources at Annual Assessment	3	100.00%
Income and Sources at Exit	0	0%

Numbers in *green italics* have been recalculated or weighted based on available totals.

Q09: Number of Persons Engaged

Number of Persons Engaged	All Persons Contacted	First contact – NOT staying on the Streets, ES, or SH	First contact – WAS staying on Streets, ES, or SH	First contact – Worker unable to determine
Once	165	0	0	165
2-5 Contacts	0	0	0	0
6-9 Contacts	0	0	0	0
10+ Contacts	0	0	0	0
Total Persons Engaged	165	0	0	165
Rate of Engagement	100.00%	0	0	100.00%

Numbers in *green Italics* have been recalculated or weighted based on available totals.

Q10a: Gender of Adults

	Total	Without Children	With Children and Adults	Unknown Household Type
Male	105	105	0	0
Female	113	111	2	0
No Single Gender	0	0	0	0
Questioning	0	0	0	0
Transgender	1	1	0	0
Client Doesn't Know/Client Refused	0	0	0	0
Data Not Collected	1	1	0	0
Total	220	218	2	0
Trans Female (MTF or Male to Female) ☺				
Trans Male (FTM or Female to Male) ☺				

☺ Effective 10/1/2021, this table contains a consolidated Transgender row which includes the sum of data from the previously separate Transgender rows, tagged with ☺.

Q10b: Gender of Children

	Total	With Children and Adults	With Only Children	Unknown Household Type
Male	2	2	0	0
Female	2	2	0	0
No Single Gender	0	0	0	0
Questioning	0	0	0	0
Transgender	0	0	0	0
Client Doesn't Know/Client Refused	0	0	0	0
Data Not Collected	0	0	0	0
Total	4	4	0	0
Trans Female (MTF or Male to Female) ☺				
Trans Male (FTM or Female to Male) ☺				

☺ Effective 10/1/2021, this table contains a consolidated Transgender row which includes the sum of data from the previously separate Transgender rows, tagged with ☺.

Q10c: Gender of Persons Missing Age Information

	Total	Without Children	With Children and Adults	With Only Children	Unknown Household Type
Male	0	0	0	0	0
Female	0	0	0	0	0
No Single Gender	0	0	0	0	0
Questioning	0	0	0	0	0
Transgender	0	0	0	0	0
Client Doesn't Know/Client Refused	0	0	0	0	0
Data Not Collected	0	0	0	0	0
Total	0	0	0	0	0
Trans Female (MTF or Male to Female) ☺					
Trans Male (FTM or Female to Male) ☺					

☺ Effective 10/1/2021, this table contains a consolidated Transgender row which includes the sum of data from the previously separate Transgender rows, tagged with ☺.

Q10d: Gender by Age Ranges

	Total	Under Age 18	Age 18-24	Age 25-61	Age 62 and over	Client Doesn't Know/ Client Refused	Data Not Collected
Male	107	2	3	77	25	0	0
Female	115	2	4	96	13	0	0
No Single Gender	0	0	0	0	0	0	0
Questioning	0	0	0	0	0	0	0
Transgender	1	0	0	1	0	0	0
Client Doesn't Know/Client Refused	0	0	0	0	0	0	0
Data Not Collected	1	0	1	0	0	0	0
Total	224	4	8	174	38	0	0
Trans Female (MTF or Male to Female) ☺							
Trans Male (FTM or Female to Male) ☺							

☺ Effective 10/1/2021, this table contains a consolidated Transgender row which includes the sum of data from the previously separate Transgender rows, tagged with ☺.

Q13c1: Physical and Mental Health Conditions for Stayers

	Total Persons	Without Children	Adults in HH with Children & Adults	Children in HH with Children & Adults	With Children and Adults	With Only Children	Unknown Household Type
Mental Health Disorder	61	61	0	0		0	0
Alcohol Use Disorder	11	11	0	0		0	0
Drug Use Disorder	35	35	0	0		0	0
Both Alcohol Use and Drug Use Disorders	28	28	0	0		0	0
Chronic Health Condition	65	65	0	0		0	0
HIV/AIDS							
Developmental Disability	32	32	0	0		0	0
Physical Disability	64	64	0	0		0	0

↳ The "With Children and Adults" column is retired as of 10/1/2019 and replaced with the columns "Adults in HH with Children & Adults" and "Children in HH with Children & Adults".

Q14a: Domestic Violence History

	Total	Without Children	With Children and Adults	With Only Children	Unknown Household Type
Yes	35	35	0	0	0
No	177	175	2	0	0
Client Doesn't Know/Client Refused	1	1	0	0	0
Data Not Collected	7	7	0	0	0
Total	220	218	2	0	0

Q14b: Persons Fleeing Domestic Violence

	Total	Without Children	With Children and Adults	With Only Children	Unknown Household Type
Yes	11	11	0	0	0
No	21	21	0	0	0
Client Doesn't Know/Client Refused	0	0	0	0	0
Data Not Collected	3	3	0	0	0
Total	35	35	0	0	0

Q17: Cash Income - Sources

	Income at Start	Income at Latest Annual Assessment for Stayers	Income at Exit for Leavers
Earned Income	30	0	7
Unemployment Insurance	2	0	1
SSI	26	0	10
SSDI	22	0	5
VA Service-Connected Disability Compensation	1	0	0
VA Non-Service Connected Disability Pension	0	0	0
Private Disability Insurance	1	0	1
Worker's Compensation	0	0	0
TANF or Equivalent	5	0	0
General Assistance	4	0	3
Retirement (Social Security)	6	0	2
Pension from Former Job	0	0	0
Child Support	3	0	1
Alimony (Spousal Support)	1	0	0
Other Source	7	0	4
Adults with Income Information at Start and Annual Assessment/Exit	0	0	70

Q19b: Disabling Conditions and Income for Adults at Exit

	AC: Adult with Disabling Condition	AC: Adult without Disabling Condition	AO: Total Adults	AO: % with Disabling Condition by Source	AC: Adult with Disabling Condition	AC: Adult without Disabling Condition	AC: Total Adults	AC: % with Disabling Condition by Source	UC: Adult with Disabling Condition	UC: Adult without Disabling Condition	UC: Total Adults	UC: % with Disabling Condition by Source
Earned Income	3	4	7	42.86%	0	0	0	0	0	0	0	0
Supplemental Security Income (SSI)	8	1	9	88.89%	1	0	1	100.00%	0	0	0	0
Social Security Disability Insurance (SSDI)	5	0	5	100.00%	0	0	0	0	0	0	0	0
VA Service-Connected Disability Compensation	0	0	0	0	0	0	0	0	0	0	0	0
Private Disability Insurance	1	0	1	100.00%	0	0	0	0	0	0	0	0
Worker's Compensation	0	0	0	0	0	0	0	0	0	0	0	0
Temporary Assistance for Needy Families (TANF)	0	0	0	0	0	0	0	0	0	0	0	0
Retirement Income from Social Security	1	1	2	50.00%	0	0	0	0	0	0	0	0
Pension or retirement income from a former job	0	0	0	0	0	0	0	0	0	0	0	0
Child Support	0	0	0	0	1	0	1	100.00%	0	0	0	0
Other source	2	5	7	28.57%	1	0	1	100.00%	0	0	0	0
No Sources	15	22	37	40.54%	0	0	0	0	0	0	0	0
Unduplicated Total Adults	33	33	66		2	0	2		0	0	0	

Numbers in *green italics* have been recalculated or weighted based on available totals.

Q20a: Type of Non-Cash Benefit Sources

	Benefit at Start	Benefit at Latest Annual Assessment for Stayers	Benefit at Exit for Leavers
Supplemental Nutritional Assistance Program	121	0	36
WIC	0	0	0
TANF Child Care Services	0	0	0
TANF Transportation Services	0	0	0
Other TANF-Funded Services	0	0	0
Other Source	0	0	0

Q22c: Length of Participation by Household Type

	Total	Without Children	With Children and Adults	With Only Children	Unknown Household Type
7 days or less	8	8	0	0	0
8 to 14 days	14	14	0	0	0
15 to 21 days	8	8	0	0	0
22 to 30 days	9	9	0	0	0
31 to 60 days	23	23	0	0	0
61 to 90 days	38	38	0	0	0
91 to 180 days	55	55	0	0	0
181 to 365 days	37	34	3	0	0
366 to 730 days (1-2 Yrs)	26	23	3	0	0
731 to 1,095 days (2-3 Yrs)	6	6	0	0	0
1,096 to 1,460 days (3-4 Yrs)	0	0	0	0	0
1,461 to 1,825 days (4-5 Yrs)	0	0	0	0	0
More than 1,825 days (> 5 Yrs)	0	0	0	0	0
Data Not Collected	0	0	0	0	0
Total	224	218	6	0	0

Q22e: Length of Time Prior to Housing - based on 3,917 Date Homelessness Started

	Total	Without Children	With Children and Adults	With Only Children	Unknown Household Type
7 days or less	0	0	0	0	0
8 to 14 days	0	0	0	0	0
15 to 21 days	0	0	0	0	0
22 to 30 days	0	0	0	0	0
31 to 60 days	0	0	0	0	0
61 to 180 days	0	0	0	0	0
181 to 365 days	0	0	0	0	0
366 to 730 days (1-2 Yrs)	0	0	0	0	0
731 days or more	0	0	0	0	0
Total (persons moved into housing)	0	0	0	0	0
Not yet moved into housing	0	0	0	0	0
Data not collected	0	0	0	0	0
Total persons	0	0	0	0	0

	Total	Without Children	With Children and Adults	With Only Children	Unknown Household Type
Substance abuse treatment facility or detox center	1	1	0	0	0
Hospital or other residential non-psychiatric medical facility	0	0	0	0	0
Jail, prison, or juvenile detention facility	1	1	0	0	0
Long-term care facility or nursing home	0	0	0	0	0
Subtotal - Institutional Settings	2	2	0	0	0
Other Destinations					
Residential project or halfway house with no homeless criteria	0	0	0	0	0
Deceased	1	1	0	0	0
Other	0	0	0	0	0
Client Doesn't Know/Client Refused	0	0	0	0	0
Data Not Collected (no exit interview completed)	14	14	0	0	0
Subtotal - Other Destinations	15	15	0	0	0
Total	75	69	6	0	0
Total persons exiting to positive housing destinations	11	11	0	0	0
Total persons whose destinations excluded them from the calculation	1	1	0	0	0
Percentage	14.86%	16.78%	0%	0	0

Numbers in *green italics* have been recalculated or weighted based on available totals.

Q24: Homelessness Prevention Housing Assessment at Exit

	Total	Without Children	With Children and Adults	With Only Children	Unknown Household Type
Able to maintain the housing they had at project start—Without a subsidy	0	0	0	0	0
Able to maintain the housing they had at project start—With the subsidy they had at project start	0	0	0	0	0
Able to maintain the housing they had at project start—With an on-going subsidy acquired since project start	0	0	0	0	0
Able to maintain the housing they had at project start—Only with financial assistance other than a subsidy	0	0	0	0	0
Moved to new housing unit—With on-going subsidy	0	0	0	0	0
Moved to new housing unit—Without an on-going subsidy	0	0	0	0	0
Moved in with family/friends on a temporary basis	0	0	0	0	0
Moved in with family/friends on a permanent basis	0	0	0	0	0
Moved to a transitional or temporary housing facility or program	0	0	0	0	0
Client became homeless – moving to a shelter or other place unfit for human habitation	0	0	0	0	0
Client went to jail/prison	0	0	0	0	0
Client died	0	0	0	0	0
Client doesn't know/Client refused	0	0	0	0	0
Data not collected (no exit interview completed)	0	0	0	0	0
Total	0	0	0	0	0

Q25: Number of Veterans

	Total	Without Children	With Children and Adults	Unknown Household Type
Chronically Homeless Veteran	4	4	0	0
Non-Chronically Homeless Veteran	4	4	0	0
Not a Veteran	203	201	2	0
Client Doesn't Know/Client Refused	0	0	0	0
Data Not Collected	9	9	0	0
Total	220	218	2	0

Q26b: Number of Chronically Homeless Persons by Household

	Total	Without Children	With Children and Adults	With Only Children	Unknown Household Type
Chronically Homeless	87	84	3	0	0
Not Chronically Homeless	133	130	3	0	0
Client Doesn't Know/Client Refused	0	0	0	0	0
Data Not Collected	4	4	0	0	0
Total	224	218	6	0	0

HUD ESG CAPER FY2023 - CSV upload only

Grant: ESG: Riverside County - CA - Report Type: CAPER

Q04a: Project Identifiers in HMIS

Organization Name	Organization ID	Project Name	Project ID	HMIS Project Type	Method for Tracking ES	Affiliated with a residential project	Project IDs of affiliations	CoC Number	Geocode	Victim Service Provider	HMIS Software Name	Report Start Date	Report End Date	Total Active Clients	Total Active Households	CSV Exception?	Uploaded via emailed hyperlink?
Valley Restart Shelter	60	Valley Restart BHAP Outreach/Navigation	296	4	0			CA-608	051614	0	Clarity HS	2022-07-01	2023-06-30	112	109	No	Yes

Q05a: Report Validations Table

Category	Count of Clients for DQ	Count of Clients
Total Number of Persons Served	106	112
Number of Adults (Age 18 or Over)	105	108
Number of Children (Under Age 18)	0	3
Number of Persons with Unknown Age	1	1
Number of Leavers	64	69
Number of Adult Leavers	63	65
Number of Adult and Head of Household Leavers	64	66
Number of Stayers	42	43
Number of Adult Stayers	42	43
Number of Veterans	4	4
Number of Chronically Homeless Persons	54	55
Number of Youth Under Age 25	5	5
Number of Parenting Youth Under Age 25 with Children	0	0
Number of Adult Heads of Household	105	108
Number of Child and Unknown-Age Heads of Household	1	1
Heads of Households and Adult Stayers in the Project 365 Days or More	6	6

Q06a: Data Quality: Personally Identifying Information (PII)

Data Element	Client Doesn't Know/Refused	Information Missing	Data Issues	Total	% of Error Rate
Name	0	1	0	1	0.94%
Social Security Number	5	0	0	5	4.72%
Date of Birth	1	0	1	2	1.89%
Race	1	0	0	1	0.94%
Ethnicity	1	0	0	1	0.94%
Gender	0	0	0	0	0%
Overall Score				6	5.66%

Numbers in *green italics* have been recalculated or weighted based on available totals.

Q06b: Data Quality: Universal Data Elements

Data Element	Error Count	% of Error Rate
Veteran Status	0	0%
Project Start Date	1	0.94%
Relationship to Head of Household	0	0%
Client Location	0	0%
Disabling Condition	0	0%

Numbers in *green italics* have been recalculated or weighted based on available totals.

Q06c: Data Quality: Income and Housing Data Quality

Data Element	Error Count	% of Error Rate
Destination	34	53.13%
Income and Sources at Start	0	0%
Income and Sources at Annual Assessment	5	83.33%
Income and Sources at Exit	0	0%

Numbers in *green italics* have been recalculated or weighted based on available totals.

Q09: Number of Persons Engaged

Number of Persons Engaged	All Persons Contacted	First contact – NOT staying on the Streets, ES, or SH	First contact – WAS staying on Streets, ES, or SH	First contact – Worker unable to determine
Once	45	0	1	44
2-5 Contacts	0	0	0	0
6-9 Contacts	0	0	0	0
10+ Contacts	0	0	0	0
Total Persons Engaged	45	0	1	44
Rate of Engagement	100.00%	0	100.00%	100.00%

Numbers in *green italics* have been recalculated or weighted based on available totals.

Q10: Gender of Adults

	Total	Without Children	With Children and Adults	Unknown Household Type
Male	55	55	0	0
Female	53	52	1	0
No Single Gender	0	0	0	0
Questioning	0	0	0	0
Transgender	0	0	0	0
Client Doesn't Know/Client Refused	0	0	0	0
Data Not Collected	0	0	0	0
Total	108	107	1	0
Trans Female (MTF or Male to Female) <i>0</i>				
Trans Male (FTM or Female to Male) <i>0</i>				

Effective 10/1/2021, this table contains a consolidated Transgender row which includes the sum of data from the previously separate Transgender rows, tagged with *0*.

Q10: Gender of Children

	Total	With Children and Adults	With Only Children	Unknown Household Type
Male	2	2	0	0
Female	1	1	0	0
No Single Gender	0	0	0	0
Questioning	0	0	0	0
Transgender	0	0	0	0
Client Doesn't Know/Client Refused	0	0	0	0
Data Not Collected	0	0	0	0
Total	3	3	0	0
Trans Female (MTF or Male to Female) <i>0</i>				
Trans Male (FTM or Female to Male) <i>0</i>				

Effective 10/1/2021, this table contains a consolidated Transgender row which includes the sum of data from the previously separate Transgender rows, tagged with *0*.

Q10: Gender of Persons Missing Age Information

	Total	Without Children	With Children and Adults	With Only Children	Unknown Household Type
Male	0	0	0	0	0
Female	1	0	0	0	1
No Single Gender	0	0	0	0	0
Questioning	0	0	0	0	0
Transgender	0	0	0	0	0
Client Doesn't Know/Client Refused	0	0	0	0	0
Data Not Collected	0	0	0	0	0
Total	1	0	0	0	1
Trans Female (MTF or Male to Female) <i>0</i>					
Trans Male (FTM or Female to Male) <i>0</i>					

Effective 10/1/2021, this table contains a consolidated Transgender row which includes the sum of data from the previously separate Transgender rows, tagged with *0*.

Q10: Gender by Age Ranges

	Total	Under Age 18	Age 18-24	Age 25-61	Age 62 and over	Client Doesn't Know/ Client Refused	Data Not Collected
Male	57	2	1	48	6	0	0
Female	55	1	4	46	3	1	0
No Single Gender	0	0	0	0	0	0	0
Questioning	0	0	0	0	0	0	0
Transgender	0	0	0	0	0	0	0
Client Doesn't Know/Client Refused	0	0	0	0	0	0	0
Data Not Collected	0	0	0	0	0	0	0
Total	112	3	5	94	9	1	0
Trans Female (MTF or Male to Female) <i>0</i>							
Trans Male (FTM or Female to Male) <i>0</i>							

Effective 10/1/2021, this table contains a consolidated Transgender row which includes the sum of data from the previously separate Transgender rows, tagged with *0*.

Q13c1: Physical and Mental Health Conditions for Stayers

	Total Persons	Without Children	Adults in HH with Children & Adults	Children in HH with Children & Adults	With Children and Adults	With Only Children	Unknown Household Type
Mental Health Disorder	23	23	0	0		0	0
Alcohol Use Disorder	2	2	0	0		0	0
Drug Use Disorder	7	7	0	0		0	0
Both Alcohol Use and Drug Use Disorders	4	4	0	0		0	0
Chronic Health Condition	9	9	0	0		0	0
HIV/AIDS							
Developmental Disability	5	5	0	0		0	0
Physical Disability	15	15	0	0		0	0

Ⓒ The "With Children and Adults" column is retired as of 10/1/2019 and replaced with the columns "Adults in HH with Children & Adults" and "Children in HH with Children & Adults".

Q14a: Domestic Violence History

	Total	Without Children	With Children and Adults	With Only Children	Unknown Household Type
Yes	41	40	0	0	1
No	68	67	1	0	0
Client Doesn't Know/Client Refused	0	0	0	0	0
Data Not Collected	0	0	0	0	0
Total	109	107	1	0	1

Q14b: Persons Fleeing Domestic Violence

	Total	Without Children	With Children and Adults	With Only Children	Unknown Household Type
Yes	5	5	0	0	0
No	36	35	0	0	1
Client Doesn't Know/Client Refused	0	0	0	0	0
Data Not Collected	0	0	0	0	0
Total	41	40	0	0	1

Q15: Living Situation

	Total	Without Children	With Children and Adults	With Only Children	Unknown Household Type
Homeless Situations					
Emergency shelter, including hotel or motel paid for with emergency shelter voucher	4	4	0	0	0
Transitional housing for homeless persons (including homeless youth)	0	0	0	0	0
Place not meant for habitation	99	97	1	0	1
Safe Haven	0	0	0	0	0
Host Home (non-crisis)	0	0	0	0	0
Interim Housing Ⓒ					
Subtotal - Homeless Situations	103	101	1	0	1
Institutional Settings					
Psychiatric hospital or other psychiatric facility	0	0	0	0	0
Substance abuse treatment facility or detox center	0	0	0	0	0
Hospital or other residential non-psychiatric medical facility	0	0	0	0	0
Jail, prison or juvenile detention facility	0	0	0	0	0
Foster care home or foster care group home	0	0	0	0	0
Long-term care facility or nursing home	0	0	0	0	0
Residential project or halfway house with no homeless criteria	0	0	0	0	0
Subtotal - Institutional Settings	0	0	0	0	0
Other Locations					
Permanent housing (other than RRH) for formerly homeless persons	0	0	0	0	0
Owned by client, no ongoing housing subsidy	0	0	0	0	0
Owned by client, with ongoing housing subsidy	0	0	0	0	0
Rental by client, with RRH or equivalent subsidy	0	0	0	0	0
Rental by client, with HCV voucher (tenant or project based)	0	0	0	0	0
Rental by client in a public housing unit	0	0	0	0	0
Rental by client, no ongoing housing subsidy	0	0	0	0	0
Rental by client, with VASH subsidy	0	0	0	0	0
Rental by client with GPD TIP subsidy	0	0	0	0	0
Rental by client, with other housing subsidy	0	0	0	0	0
Hotel or motel paid for without emergency shelter voucher	1	1	0	0	0
Staying or living in a friend's room, apartment or house	2	2	0	0	0
Staying or living in a family member's room, apartment or house	3	3	0	0	0
Client Doesn't Know/Client Refused	0	0	0	0	0
Data Not Collected	0	0	0	0	0
Subtotal - Other Locations	6	6	0	0	0
Total	109	107	1	0	1

Ⓒ Interim housing is retired as of 10/1/2019.

Q20a: Type of Non-Cash Benefit Sources

	Benefit at Start	Benefit at Latest Annual Assessment for Stayers	Benefit at Exit for Leavers
Supplemental Nutritional Assistance Program	71	0	42
WIC	0	0	0
TANF Child Care Services	0	0	0
TANF Transportation Services	0	0	0
Other TANF-Funded Services	0	0	0
Other Source	14	0	6

Q21: Health Insurance

	At Start	At Annual Assessment for Stayers	At Exit for Leavers
Medicaid	65	1	50
Medicare	20	1	7
State Children's Health Insurance Program	0	0	0
VA Medical Services	0	0	0
Employer Provided Health Insurance	1	0	0
Health Insurance Through COBRA	0	0	0
Private Pay Health Insurance	1	0	1
State Health Insurance for Adults	1	0	2
Indian Health Services Program	1	0	0
Other	2	1	2
No Health Insurance	26	0	10
Client Doesn't Know/Client Refused	0	0	0
Data Not Collected	0	5	1
Number of Stayers Not Yet Required to Have an Annual Assessment	0	37	0
1 Source of Health Insurance	81	0	54
More than 1 Source of Health Insurance	5	1	4

Q22a2: Length of Participation - ESG Projects

	Total	Leavers	Stayers
0 to 7 days	4	2	2
8 to 14 days	4	0	4
15 to 21 days	3	0	3
22 to 30 days	3	1	2
31 to 60 days	10	3	7
61 to 90 days	5	1	4
91 to 180 days	44	37	7
181 to 365 days	24	16	8
366 to 730 days (1-2 Yrs)	8	4	4
731 to 1,095 days (2-3 Yrs)	4	2	2
1,096 to 1,460 days (3-4 Yrs)	3	3	0
1,461 to 1,825 days (4-5 Yrs)	0	0	0
More than 1,825 days (> 5 Yrs)	0	0	0
Data Not Collected	0	0	0
Total	112	69	43

Q22c: Length of Time between Project Start Date and Housing Move-in Date

	Total	Without Children	With Children and Adults	With Only Children	Unknown Household Type
7 days or less	0	0	0	0	0
8 to 14 days	0	0	0	0	0
15 to 21 days	0	0	0	0	0
22 to 30 days	0	0	0	0	0
31 to 60 days	0	0	0	0	0
61 to 180 days	0	0	0	0	0
181 to 365 days	0	0	0	0	0
366 to 730 days (1-2 Yrs)	0	0	0	0	0
Total (persons moved into housing)	0	0	0	0	0
Average length of time to housing	0	0	0	0	0
Persons who were exited without move-in	0	0	0	0	0
Total persons	0	0	0	0	0

Numbers in green *italics* have been recalculated or weighted based on available totals.

Q23c: Exit Destination - All persons

	Total	Without Children	With Children and Adults	With Only Children	Unknown Household Type
Permanent Destinations					
Moved from one HOPWA funded project to HOPWA PH	0	0	0	0	0
Owned by client, no ongoing housing subsidy	0	0	0	0	0
Owned by client, with ongoing housing subsidy	0	0	0	0	0
Rental by client, no ongoing housing subsidy	0	0	0	0	0
Rental by client, with VASH housing subsidy	0	0	0	0	0
Rental by client, with GPD TIP housing subsidy	0	0	0	0	0
Rental by client, with other ongoing housing subsidy	0	0	0	0	0
Permanent housing (other than RRH) for formerly homeless persons	10	10	0	0	0
Staying or living with family, permanent tenure	0	0	0	0	0
Staying or living with friends, permanent tenure	0	0	0	0	0
Rental by client, with RRH or equivalent subsidy	1	1	0	0	0
Rental by client, with HCV voucher (tenant or project based)	1	1	0	0	0
Rental by client in a public housing unit	0	0	0	0	0
Subtotal - Permanent Destinations	12	12	0	0	0
Temporary Destinations					
Emergency shelter, including hotel or motel paid for with emergency shelter voucher	1	1	0	0	0
Moved from one HOPWA funded project to HOPWA TH	0	0	0	0	0
Transitional housing for homeless persons (including homeless youth)	3	3	0	0	0
Staying or living with family, temporary tenure (e.g. room, apartment or house)	0	0	0	0	0
Staying or living with friends, temporary tenure (e.g. room, apartment or house)	0	0	0	0	0
Place not meant for habitation (e.g., a vehicle, an abandoned building, bus/train/subway station/airport or anywhere outside)	12	12	0	0	0
Safe Haven	0	0	0	0	0
Hotel or motel paid for without emergency shelter voucher	0	0	0	0	0
Host Home (non-crisis)	0	0	0	0	0
Subtotal - Temporary Destinations	16	16	0	0	0
Institutional Settings					
Foster care home or group foster care home	0	0	0	0	0
Psychiatric hospital or other psychiatric facility	0	0	0	0	0
Substance abuse treatment facility or detox center	0	0	0	0	0
Hospital or other residential non-psychiatric medical facility	0	0	0	0	0
Jail, prison, or juvenile detention facility	0	0	0	0	0

HUD ESG CAPER FY2023 - CSV upload only

Grant: ESG: Riverside County - CA - Report Type: CAPER

Q04a: Project Identifiers in HMIS

Organization Name	Organization ID	Project Name	Project ID	HMIS Project Type	Method for Tracking ES	Affiliated with a residential project	Project IDs of affiliations	CoC Number	Geocode	Victim Service Provider	HMIS Software Name	Report Start Date	Report End Date	Total Active Clients	Total Active Households	CSV Exception?	Uploaded via emailed hyperlink?
Coachella Valley Rescue Mission	24	CVRM ESG Street Outreach	379	4	0			CA-608	069065	0	Clarity HS	2022-07-01	2023-06-30	111	111	No	Yes

Q05a: Report Validations Table

Category	Count of Clients for DQ	Count of Clients
Total Number of Persons Served	110	111
Number of Adults (Age 18 or Over)	110	111
Number of Children (Under Age 18)	0	0
Number of Persons with Unknown Age	0	0
Number of Leavers	1	1
Number of Adult Leavers	1	1
Number of Adult and Head of Household Leavers	1	1
Number of Stayers	109	110
Number of Adult Stayers	109	110
Number of Veterans	3	3
Number of Chronically Homeless Persons	39	39
Number of Youth Under Age 25	3	3
Number of Parenting Youth Under Age 25 with Children	0	0
Number of Adult Heads of Household	110	111
Number of Child and Unknown-Age Heads of Household	0	0
Heads of Households and Adult Stayers in the Project 365 Days or More	96	97

Q06a: Data Quality: Personally Identifying Information (PII)

Data Element	Client Doesn't Know/Refused	Information Missing	Data Issues	Total	% of Error Rate
Name	0	0	0	0	0%
Social Security Number	0	0	0	0	0%
Date of Birth	0	0	0	0	0%
Race	0	0	0	0	0%
Ethnicity	0	0	0	0	0%
Gender	0	0	0	0	0%
Overall Score				0	0%

Numbers in *green italics* have been recalculated or weighted based on available totals.

Q06b: Data Quality: Universal Data Elements

Data Element	Error Count	% of Error Rate
Veteran Status	0	0%
Project Start Date	1	0.91%
Relationship to Head of Household	0	0%
Client Location	0	0%
Disabling Condition	2	1.82%

Numbers in *green italics* have been recalculated or weighted based on available totals.

Q09a: Number of Persons Contacted

Number of Persons Contacted	All Persons Contacted	First contact – NOT staying on the Streets, ES, or SH	First contact – WAS staying on Streets, ES, or SH	First contact – Worker unable to determine
Once	0	0	0	0
2-5 Times	0	0	0	0
6-9 Times	0	0	0	0
10+ Times	0	0	0	0
Total Persons Contacted	0	0	0	0

Q09b: Number of Persons Engaged

Number of Persons Engaged	All Persons Contacted	First contact – NOT staying on the Streets, ES, or SH	First contact – WAS staying on Streets, ES, or SH	First contact – Worker unable to determine
Once	0	0	0	0
2-5 Contacts	0	0	0	0
6-9 Contacts	0	0	0	0
10+ Contacts	0	0	0	0
Total Persons Engaged	0	0	0	0
Rate of Engagement	0	0	0	0

Numbers in *green italics* have been recalculated or weighted based on available totals.

Q10a: Gender of Adults

	Total	Without Children	With Children and Adults	Unknown Household Type
Male	74	74	0	0
Female	36	36	0	0
No Single Gender	1	1	0	0
Questioning	0	0	0	0
Transgender	0	0	0	0
Client Doesn't Know/Client Refused	0	0	0	0
Data Not Collected	0	0	0	0
Total	111	111	0	0

Trans Female (MTF or Male to Female) 0

Trans Male (FTM or Female to Male) 0

Effective 10/1/2021, this table contains a consolidated Transgender row which includes the sum of data from the previously separate Transgender rows, tagged with 0.

Q10b: Gender of Children

	Total	With Children and Adults	With Only Children	Unknown Household Type
Male	0	0	0	0
Female	0	0	0	0
No Single Gender	0	0	0	0
Questioning	0	0	0	0
Transgender	0	0	0	0
Client Doesn't Know/Client Refused	0	0	0	0
Data Not Collected	0	0	0	0
Total	0	0	0	0

Trans Female (MTF or Male to Female) 0

Trans Male (FTM or Female to Male) 0

Effective 10/1/2021, this table contains a consolidated Transgender row which includes the sum of data from the previously separate Transgender rows, tagged with 0.

Q10c: Gender of Persons Missing Age Information

	Total	Without Children	With Children and Adults	With Only Children	Unknown Household Type
Male	0	0	0	0	0
Female	0	0	0	0	0
No Single Gender	0	0	0	0	0
Questioning	0	0	0	0	0
Transgender	0	0	0	0	0
Client Doesn't Know/Client Refused	0	0	0	0	0
Data Not Collected	0	0	0	0	0
Total	0	0	0	0	0

Trans Female (MTF or Male to Female) 0

Trans Male (FTM or Female to Male) 0

Effective 10/1/2021, this table contains a consolidated Transgender row which includes the sum of data from the previously separate Transgender rows, tagged with 0.

Q13b1: Physical and Mental Health Conditions at Exit

	Total Persons	Without Children	Adults in HH with Children & Adults	Children in HH with Children & Adults	With Children and Adults	With Only Children	Unknown Household Type
Mental Health Disorder							
Alcohol Use Disorder							
Drug Use Disorder							
Both Alcohol Use and Drug Use Disorders	1	1	0	0		0	0
Chronic Health Condition							
HIV/AIDS							
Developmental Disability							
Physical Disability							

The "With Children and Adults" column is retired as of 10/1/2019 and replaced with the columns "Adults in HH with Children & Adults" and "Children in HH with Children & Adults".

Q13c1: Physical and Mental Health Conditions for Stayers

	Total Persons	Without Children	Adults in HH with Children & Adults	Children in HH with Children & Adults	With Children and Adults	With Only Children	Unknown Household Type
Mental Health Disorder	11	11	0	0		0	0
Alcohol Use Disorder	1	1	0	0		0	0
Drug Use Disorder	2	2	0	0		0	0
Both Alcohol Use and Drug Use Disorders	1	1	0	0		0	0
Chronic Health Condition	11	11	0	0		0	0
HIV/AIDS	1	1	0	0		0	0
Developmental Disability	6	6	0	0		0	0
Physical Disability	34	34	0	0		0	0

The "With Children and Adults" column is retired as of 10/1/2019 and replaced with the columns "Adults in HH with Children & Adults" and "Children in HH with Children & Adults".

Q14a: Domestic Violence History

	Total	Without Children	With Children and Adults	With Only Children	Unknown Household Type
Yes	2	2	0	0	0
No	77	77	0	0	0
Client Doesn't Know/Client Refused	0	0	0	0	0
Data Not Collected	32	32	0	0	0
Total	111	111	0	0	0

Q14b: Persons Fleeing Domestic Violence

	Total	Without Children	With Children and Adults	With Only Children	Unknown Household Type
Yes	1	1	0	0	0
No	1	1	0	0	0
Client Doesn't Know/Client Refused	0	0	0	0	0
Data Not Collected	0	0	0	0	0
Total	2	2	0	0	0

	Total	Without Children	With Children and Adults	With Only Children	Unknown Household Type
Owned by client, with ongoing housing subsidy	0	0	0	0	0
Rental by client, with RRH or equivalent subsidy	0	0	0	0	0
Rental by client, with HCV voucher (tenant or project based)	0	0	0	0	0
Rental by client in a public housing unit	0	0	0	0	0
Rental by client, no ongoing housing subsidy	0	0	0	0	0
Rental by client, with VASH subsidy	0	0	0	0	0
Rental by client with GPD TIP subsidy	0	0	0	0	0
Rental by client, with other housing subsidy	0	0	0	0	0
Hotel or motel paid for without emergency shelter voucher	0	0	0	0	0
Staying or living in a friend's room, apartment or house	0	0	0	0	0
Staying or living in a family member's room, apartment or house	1	1	0	0	0
Client Doesn't Know/Client Refused	0	0	0	0	0
Data Not Collected	0	0	0	0	0
Subtotal - Other Locations	1	1	0	0	0
Total	111	111	0	0	0

Interim housing is retired as of 10/1/2019.

Q16: Cash Income - Ranges

	Income at Start	Income at Latest Annual Assessment for Stayers	Income at Exit for Leavers
No income	78	0	0
\$1 - \$150	2	0	0
\$151 - \$250	1	0	0
\$251 - \$500	6	0	0
\$501 - \$1000	11	0	1
\$1,001 - \$1,500	8	0	0
\$1,501 - \$2,000	0	0	0
\$2,001+	0	0	0
Client Doesn't Know/Client Refused	5	0	0
Data Not Collected	0	0	0
Number of Adult Stayers Not Yet Required to Have an Annual Assessment	0	13	0
Number of Adult Stayers Without Required Annual Assessment	0	97	0
Total Adults	111	110	1

Q17: Cash Income - Sources

	Income at Start	Income at Latest Annual Assessment for Stayers	Income at Exit for Leavers
Earned Income	5	0	0
Unemployment Insurance	2	0	0
SSI	13	0	1
SSDI	3	0	0
VA Service-Connected Disability Compensation	1	0	0
VA Non-Service Connected Disability Pension	0	0	0
Private Disability Insurance	0	0	0
Worker's Compensation	0	0	0
TANF or Equivalent	0	0	0
General Assistance	4	0	0
Retirement (Social Security)	0	0	0
Pension from Former Job	0	0	0
Child Support	0	0	0
Alimony (Spousal Support)	0	0	0
Other Source	0	0	0
Adults with Income Information at Start and Annual Assessment/Exit	0	0	1

Q22a: Length of Participation -- ESG Projects

	Total	Leavers	Stayers
0 to 7 days	0	0	0
8 to 14 days	0	0	0
15 to 21 days	0	0	0
22 to 30 days	0	0	0
31 to 60 days	0	0	0
61 to 90 days	1	1	0
91 to 180 days	0	0	0
181 to 365 days	13	0	13
366 to 730 days (1-2 Yrs)	97	0	97
731 to 1,095 days (2-3 Yrs)	0	0	0
1,096 to 1,460 days (3-4 Yrs)	0	0	0
1,461 to 1,825 days (4-5 Yrs)	0	0	0
More than 1,825 days (> 5 Yrs)	0	0	0
Data Not Collected	0	0	0
Total	111	1	110

Q22c: Length of Time between Project Start Date and Housing Move-In Date

	Total	Without Children	With Children and Adults	With Only Children	Unknown Household Type
7 days or less	0	0	0	0	0
8 to 14 days	0	0	0	0	0
15 to 21 days	0	0	0	0	0
22 to 30 days	0	0	0	0	0
31 to 60 days	0	0	0	0	0
61 to 180 days	0	0	0	0	0
181 to 365 days	0	0	0	0	0
366 to 730 days (1-2 Yrs)	0	0	0	0	0
Total (persons moved into housing)	0	0	0	0	0
Average length of time to housing	0	0	0	0	0
Persons who were exited without move-in	0	0	0	0	0
Total persons	0	0	0	0	0

Numbers in *green italics* have been recalculated or weighted based on available totals.

Q22d: Length of Participation by Household Type

	Total	Without Children	With Children and Adults	With Only Children	Unknown Household Type
7 days or less	0	0	0	0	0
8 to 14 days	0	0	0	0	0
15 to 21 days	0	0	0	0	0
22 to 30 days	0	0	0	0	0
31 to 60 days	0	0	0	0	0
61 to 90 days	1	1	0	0	0
91 to 180 days	0	0	0	0	0
181 to 365 days	13	13	0	0	0
366 to 730 days (1-2 Yrs)	97	97	0	0	0
731 to 1,095 days (2-3 Yrs)	0	0	0	0	0
1,096 to 1,460 days (3-4 Yrs)	0	0	0	0	0
1,461 to 1,825 days (4-5 Yrs)	0	0	0	0	0
More than 1,825 days (> 5 Yrs)	0	0	0	0	0
Data Not Collected	0	0	0	0	0
Total	111	111	0	0	0

Q24: Homelessness Prevention Housing Assessment at Exit

	Total	Without Children	With Children and Adults	With Only Children	Unknown Household Type
Able to maintain the housing they had at project start—Without a subsidy	0	0	0	0	0
Able to maintain the housing they had at project start—With the subsidy they had at project start	0	0	0	0	0
Able to maintain the housing they had at project start—With an on-going subsidy acquired since project start	0	0	0	0	0
Able to maintain the housing they had at project start—Only with financial assistance other than a subsidy	0	0	0	0	0
Moved to new housing unit—With on-going subsidy	0	0	0	0	0
Moved to new housing unit—Without an on-going subsidy	0	0	0	0	0
Moved in with family/friends on a temporary basis	0	0	0	0	0
Moved in with family/friends on a permanent basis	0	0	0	0	0
Moved to a transitional or temporary housing facility or program	0	0	0	0	0
Client became homeless – moving to a shelter or other place unfit for human habitation	0	0	0	0	0
Client went to jail/prison	0	0	0	0	0
Client died	0	0	0	0	0
Client doesn't know/Client refused	0	0	0	0	0
Data not collected (no exit interview completed)	0	0	0	0	0
Total	0	0	0	0	0

Q25a: Number of Veterans

	Total	Without Children	With Children and Adults	Unknown Household Type
Chronically Homeless Veteran	0	0	0	0
Non-Chronically Homeless Veteran	3	3	0	0
Not a Veteran	108	108	0	0
Client Doesn't Know/Client Refused	0	0	0	0
Data Not Collected	0	0	0	0
Total	111	111	0	0

Q26b: Number of Chronically Homeless Persons by Household

	Total	Without Children	With Children and Adults	With Only Children	Unknown Household Type
Chronically Homeless	39	39	0	0	0
Not Chronically Homeless	68	68	0	0	0
Client Doesn't Know/Client Refused	2	2	0	0	0
Data Not Collected	2	2	0	0	0
Total	111	111	0	0	0

HUD ESG CAPER FY2023 - CSV upload only

Grant: ESG: Riverside County - CA - Report Type: CAPER

Q04a: Project Identifiers in HMIS

Organization Name	Organization ID	Project Name	Project ID	HMIS Project Type	Method for Tracking ES	Affiliated with a residential project	Project IDs of affiliations	CoC Number	Geocode	Victim Service Provider	HMIS Software Name	Report Start Date	Report End Date	Total Active Clients	Total Active Households	CSV Exception?	Uploaded via emailed hyperlink?
Path of Life Ministries	2	POL Year Round Emergency Shelter	161	1	0			CA-608	063048, 069065	0	Clarity HS	2022-07-01	2023-06-30	804	802	No	Yes

Q05a: Report Validations Table

Category	Count of Clients for DQ	Count of Clients
Total Number of Persons Served	804	804
Number of Adults (Age 18 or Over)	804	804
Number of Children (Under Age 18)	0	0
Number of Persons with Unknown Age	0	0
Number of Leavers	720	720
Number of Adult Leavers	720	720
Number of Adult and Head of Household Leavers	720	720
Number of Stayers	84	84
Number of Adult Stayers	84	84
Number of Veterans	21	21
Number of Chronically Homeless Persons	234	234
Number of Youth Under Age 25	70	70
Number of Parenting Youth Under Age 25 with Children	0	0
Number of Adult Heads of Household	802	802
Number of Child and Unknown-Age Heads of Household	0	0
Heads of Households and Adult Stayers in the Project 365 Days or More	0	0

Q06a: Data Quality: Personally Identifying Information (PII)

Data Element	Client Doesn't Know/Refused	Information Missing	Data Issues	Total	% of Error Rate
Name	0	4	0	4	0.50%
Social Security Number	23	13	3	39	4.85%
Date of Birth	0	0	5	5	0.62%
Race	1	5	0	6	0.75%
Ethnicity	0	2	0	2	0.25%
Gender	0	2	0	2	0.25%
Overall Score				52	6.47%

Numbers in *green italics* have been recalculated or weighted based on available totals.

Q06b: Data Quality: Universal Data Elements

Data Element	Error Count	% of Error Rate
Veteran Status	16	1.99%
Project Start Date	0	0%
Relationship to Head of Household	0	0%
Client Location	0	0%
Disabling Condition	2	0.25%

Numbers in *green italics* have been recalculated or weighted based on available totals.

Q09a: Number of Persons Contacted

Number of Persons Contacted	All Persons Contacted	First contact – NOT staying on the Streets, ES, or SH	First contact – WAS staying on Streets, ES, or SH	First contact – Worker unable to determine
Once	0	0	0	0
2-5 Times	0	0	0	0
6-9 Times	0	0	0	0
10+ Times	0	0	0	0
Total Persons Contacted	0	0	0	0

Q09b: Number of Persons Engaged

Number of Persons Engaged	All Persons Contacted	First contact – NOT staying on the Streets, ES, or SH	First contact – WAS staying on Streets, ES, or SH	First contact – Worker unable to determine
Once	0	0	0	0
2-5 Contacts	0	0	0	0
6-9 Contacts	0	0	0	0
10+ Contacts	0	0	0	0
Total Persons Engaged	0	0	0	0
Rate of Engagement	0	0	0	0

Numbers in *green italics* have been recalculated or weighted based on available totals.

Q10a: Gender of Adults

	Total	Without Children	With Children and Adults	Unknown Household Type
Male	497	497	0	0
Female	302	302	0	0
No Single Gender	1	1	0	0
Questioning	0	0	0	0
Transgender	2	2	0	0
Client Doesn't Know/Client Refused	0	0	0	0
Data Not Collected	2	2	0	0
Total	804	804	0	0
Trans Female (MTF or Male to Female) ☹				
Trans Male (FTM or Female to Male) ☹				

☹ Effective 10/1/2021, this table contains a consolidated Transgender row which includes the sum of data from the previously separate Transgender rows, tagged with ☹.

Q10b: Gender of Children

	Total	With Children and Adults	With Only Children	Unknown Household Type
Male	0	0	0	0
Female	0	0	0	0
No Single Gender	0	0	0	0
Questioning	0	0	0	0
Transgender	0	0	0	0
Client Doesn't Know/Client Refused	0	0	0	0
Data Not Collected	0	0	0	0
Total	0	0	0	0
Trans Female (MTF or Male to Female) ☹				
Trans Male (FTM or Female to Male) ☹				

☹ Effective 10/1/2021, this table contains a consolidated Transgender row which includes the sum of data from the previously separate Transgender rows, tagged with ☹.

Q10c: Gender of Persons Missing Age Information

	Total	Without Children	With Children and Adults	With Only Children	Unknown Household Type
Male	0	0	0	0	0
Female	0	0	0	0	0
No Single Gender	0	0	0	0	0
Questioning	0	0	0	0	0
Transgender	0	0	0	0	0
Client Doesn't Know/Client Refused	0	0	0	0	0
Data Not Collected	0	0	0	0	0
Total	0	0	0	0	0
Trans Female (MTF or Male to Female) ☹					
Trans Male (FTM or Female to Male) ☹					

☹ Effective 10/1/2021, this table contains a consolidated Transgender row which includes the sum of data from the previously separate Transgender rows, tagged with ☹.

Q13b1: Physical and Mental Health Conditions at Exit

	Total Persons	Without Children	Adults in HH with Children & Adults	Children in HH with Children & Adults	With Children and Adults ☺	With Only Children	Unknown Household Type
Mental Health Disorder	278	278	0	0		0	0
Alcohol Use Disorder	41	41	0	0		0	0
Drug Use Disorder	111	111	0	0		0	0
Both Alcohol Use and Drug Use Disorders	42	42	0	0		0	0
Chronic Health Condition	266	266	0	0		0	0
HIV/AIDS	2	2	0	0		0	0
Developmental Disability	74	74	0	0		0	0
Physical Disability	201	201	0	0		0	0

☺ The "With Children and Adults" column is retired as of 10/1/2019 and replaced with the columns "Adults in HH with Children & Adults" and "Children in HH with Children & Adults".

Q13c1: Physical and Mental Health Conditions for Stayers

	Total Persons	Without Children	Adults in HH with Children & Adults	Children in HH with Children & Adults	With Children and Adults ☺	With Only Children	Unknown Household Type
Mental Health Disorder	34	34	0	0		0	0
Alcohol Use Disorder	4	4	0	0		0	0
Drug Use Disorder	5	5	0	0		0	0
Both Alcohol Use and Drug Use Disorders	3	3	0	0		0	0
Chronic Health Condition	34	34	0	0		0	0
HIV/AIDS							
Developmental Disability	9	9	0	0		0	0
Physical Disability	15	15	0	0		0	0

☺ The "With Children and Adults" column is retired as of 10/1/2019 and replaced with the columns "Adults in HH with Children & Adults" and "Children in HH with Children & Adults".

Q14a: Domestic Violence History

	Total	Without Children	With Children and Adults	With Only Children	Unknown Household Type
Yes	132	132	0	0	0
No	671	671	0	0	0
Client Doesn't Know/Client Refused	0	0	0	0	0
Data Not Collected	1	1	0	0	0
Total	804	804	0	0	0

Q14b: Persons Fleeing Domestic Violence

	Total	Without Children	With Children and Adults	With Only Children	Unknown Household Type
Yes	51	51	0	0	0
No	80	80	0	0	0
Client Doesn't Know/Client Refused	1	1	0	0	0
Data Not Collected	0	0	0	0	0
Total	132	132	0	0	0

Q17: Cash Income - Sources

	Income at Start	Income at Latest Annual Assessment for Stayers	Income at Exit for Leavers
Earned Income	68	0	65
Unemployment Insurance	4	0	4
SSI	105	0	98
SSDI	50	0	44
VA Service-Connected Disability Compensation	3	0	3
VA Non-Service Connected Disability Pension	2	0	1
Private Disability Insurance	0	0	0
Worker's Compensation	0	0	0
TANF or Equivalent	3	0	3
General Assistance	20	0	17
Retirement (Social Security)	10	0	10
Pension from Former Job	0	0	0
Child Support	2	0	1
Alimony (Spousal Support)	2	0	2
Other Source	12	0	9
Adults with Income Information at Start and Annual Assessment/Exit	0	0	719

Q19b: Disabling Conditions and Income for Adults at Exit

	AC: Adult with Disabling Condition	AC: Adult without Disabling Condition	AC: Total Adults	AC: % with Disabling Condition by Source	UC: Adult with Disabling Condition	UC: Adult without Disabling Condition	UC: Total Adults	UC: % with Disabling Condition by Source
Earned Income	38	27	65	58.46%	0	0	0	0
Supplemental Security Income (SSI)	89	9	98	90.82%	0	0	0	0
Social Security Disability Insurance (SSDI)	39	4	43	90.70%	0	0	0	0
VA Service-Connected Disability Compensation	3	0	3	100.00%	0	0	0	0
Private Disability Insurance	0	0	0	0	0	0	0	0
Worker's Compensation	0	0	0	0	0	0	0	0
Temporary Assistance for Needy Families (TANF)	2	1	3	66.67%	0	0	0	0
Retirement Income from Social Security	10	0	10	100.00%	0	0	0	0
Pension or retirement Income from a former job	0	0	0	0	0	0	0	0
Child Support	1	0	1	100.00%	0	0	0	0
Other source	27	5	32	84.38%	0	0	0	0
No Sources	317	162	479	66.18%	0	0	0	0
Unduplicated Total Adults	512	206	718		0	0	0	

Numbers in *green italics* have been recalculated or weighted based on available totals.

Q20a: Type of Non-Cash Benefit Sources

	Benefit at Start	Benefit at Latest Annual Assessment for Stayers	Benefit at Exit for Leavers
Supplemental Nutritional Assistance Program	459	0	394
WIC	0	0	0
TANF Child Care Services	0	0	0
TANF Transportation Services	0	0	0
Other TANF-Funded Services	0	0	0
Other Source	0	0	0

Q22d: Length of Participation by Household Type

	Total	Without Children	With Children and Adults	With Only Children	Unknown Household Type
7 days or less	253	253	0	0	0
8 to 14 days	118	118	0	0	0
15 to 21 days	65	65	0	0	0
22 to 30 days	53	53	0	0	0
31 to 60 days	152	152	0	0	0
61 to 90 days	117	117	0	0	0
91 to 180 days	46	46	0	0	0
181 to 365 days	0	0	0	0	0
366 to 730 days (1-2 Yrs)	0	0	0	0	0
731 to 1,095 days (2-3 Yrs)	0	0	0	0	0
1,096 to 1,460 days (3-4 Yrs)	0	0	0	0	0
1,461 to 1,825 days (4-5 Yrs)	0	0	0	0	0
More than 1,825 days (> 5 Yrs)	0	0	0	0	0
Data Not Collected	0	0	0	0	0
Total	804	804	0	0	0

Q22e: Length of Time Prior to Housing - based on 3.917 Date Homelessness Started

	Total	Without Children	With Children and Adults	With Only Children	Unknown Household Type
7 days or less	196	196	0	0	0
8 to 14 days	53	53	0	0	0
15 to 21 days	23	23	0	0	0
22 to 30 days	26	26	0	0	0
31 to 60 days	73	73	0	0	0
61 to 180 days	125	125	0	0	0
181 to 365 days	63	63	0	0	0
366 to 730 days (1-2 Yrs)	71	71	0	0	0
731 days or more	172	172	0	0	0
Total (persons moved into housing)	802	802	0	0	0
Not yet moved into housing	0	0	0	0	0
Data not collected	2	2	0	0	0
Total persons	804	804	0	0	0

	Total	Without Children	With Children and Adults	With Only Children	Unknown Household Type
Psychiatric hospital or other psychiatric facility	3	3	0	0	0
Substance abuse treatment facility or detox center	8	8	0	0	0
Hospital or other residential non-psychiatric medical facility	10	10	0	0	0
Jail, prison, or juvenile detention facility	3	3	0	0	0
Long-term care facility or nursing home	0	0	0	0	0
Subtotal - Institutional Settings	24	24	0	0	0
Other Destinations					
Residential project or halfway house with no homeless criteria	3	3	0	0	0
Deceased	0	0	0	0	0
Other	4	4	0	0	0
Client Doesn't Know/Client Refused	0	0	0	0	0
Data Not Collected (no exit interview completed)	1	1	0	0	0
Subtotal - Other Destinations	8	8	0	0	0
Total	720	720	0	0	0
Total persons exiting to positive housing destinations	38	38	0	0	0
Total persons whose destinations excluded them from the calculation	10	10	0	0	0
Percentage	5.35%	5.35%	0	0	0

Numbers in *green italics* have been recalculated or weighted based on available totals.

Q24: Homelessness Prevention Housing Assessment at Exit

	Total	Without Children	With Children and Adults	With Only Children	Unknown Household Type
Able to maintain the housing they had at project start—Without a subsidy	0	0	0	0	0
Able to maintain the housing they had at project start—With the subsidy they had at project start	0	0	0	0	0
Able to maintain the housing they had at project start—With an on-going subsidy acquired since project start	0	0	0	0	0
Able to maintain the housing they had at project start—Only with financial assistance other than a subsidy	0	0	0	0	0
Moved to new housing unit—With on-going subsidy	0	0	0	0	0
Moved to new housing unit—Without an on-going subsidy	0	0	0	0	0
Moved in with family/friends on a temporary basis	0	0	0	0	0
Moved in with family/friends on a permanent basis	0	0	0	0	0
Moved to a transitional or temporary housing facility or program	0	0	0	0	0
Client became homeless – moving to a shelter or other place unfit for human habitation	0	0	0	0	0
Client went to jail/prison	0	0	0	0	0
Client died	0	0	0	0	0
Client doesn't know/Client refused	0	0	0	0	0
Data not collected (no exit interview completed)	0	0	0	0	0
Total	0	0	0	0	0

Q25: Number of Veterans

	Total	Without Children	With Children and Adults	Unknown Household Type
Chronically Homeless Veteran	10	10	0	0
Non-Chronically Homeless Veteran	11	11	0	0
Not a Veteran	767	767	0	0
Client Doesn't Know/Client Refused	0	0	0	0
Data Not Collected	16	16	0	0
Total	804	804	0	0

Q26: Number of Chronically Homeless Persons by Household

	Total	Without Children	With Children and Adults	With Only Children	Unknown Household Type
Chronically Homeless	234	234	0	0	0
Not Chronically Homeless	563	563	0	0	0
Client Doesn't Know/Client Refused	4	4	0	0	0
Data Not Collected	3	3	0	0	0
Total	804	804	0	0	0

HUD ESG CAPER FY2023 - CSV upload only

Grant: ESG: Riverside County - CA - Report Type: CAPER

Q04: Project Identifiers in HMIS

Organization Name	Organization ID	Project Name	Project ID	HMIS Project Type	Method for Tracking ES	Affiliated with a residential project	Project IDs of affiliations	CoC Number	Geocode	Victim Service Provider	HMIS Software Name	Report Start Date	Report End Date	Total Active Clients	Total Active Households	GSV Exception?	Uploaded via emailed hyperlink?
Valley Restart Shelter	60	Valley Restart Emergency Shelter	240	1	0			CA-608	061614	0	Clarity HS	2022-07-01	2023-06-30	235	92	No	Yes

Q05: Report Validations Table

Category	Count of Clients for DQ	Count of Clients
Total Number of Persons Served	235	235
Number of Adults (Age 18 or Over)	105	105
Number of Children (Under Age 18)	130	130
Number of Persons with Unknown Age	0	0
Number of Leavers	197	197
Number of Adult Leavers	89	89
Number of Adult and Head of Household Leavers	89	89
Number of Stayers	38	38
Number of Adult Stayers	16	16
Number of Veterans	0	0
Number of Chronically Homeless Persons	6	6
Number of Youth Under Age 25	19	19
Number of Parenting Youth Under Age 25 with Children	12	12
Number of Adult Heads of Household	89	89
Number of Child and Unknown-Age Heads of Household	0	0
Heads of Households and Adult Stayers in the Project 365 Days or More	0	0

Q06a: Data Quality: Personally Identifying Information (PII)

Data Element	Client Doesn't Know/Refused	Information Missing	Data Issues	Total	% of Error Rate
Name	0	0	0	0	0%
Social Security Number	25	2	2	29	12.34%
Date of Birth	0	0	0	0	0%
Race	0	2	0	2	0.85%
Ethnicity	0	0	0	0	0%
Gender	0	0	0	0	0%
Overall Score				29	12.34%

Numbers in *green italics* have been recalculated or weighted based on available totals.

Q06b: Data Quality: Universal Data Elements

Data Element	Error Count	% of Error Rate
Veteran Status	1	0.95%
Project Start Date	1	0.43%
Relationship to Head of Household	6	2.55%
Client Location	0	0%
Disabling Condition	0	0%

Numbers in *green italics* have been recalculated or weighted based on available totals.

Q09a: Number of Persons Contacted

Number of Persons Contacted	All Persons Contacted	First contact – NOT staying on the Streets, ES, or SH	First contact – WAS staying on Streets, ES, or SH	First contact – Worker unable to determine
Once	0	0	0	0
2-5 Times	0	0	0	0
6-9 Times	0	0	0	0
10+ Times	0	0	0	0
Total Persons Contacted	0	0	0	0

Q09b: Number of Persons Engaged

Number of Persons Engaged	All Persons Contacted	First contact – NOT staying on the Streets, ES, or SH	First contact – WAS staying on Streets, ES, or SH	First contact – Worker unable to determine
Once	0	0	0	0
2-5 Contacts	0	0	0	0
6-9 Contacts	0	0	0	0
10+ Contacts	0	0	0	0
Total Persons Engaged	0	0	0	0
Rate of Engagement	0	0	0	0

Numbers in *green italics* have been recalculated or weighted based on available totals.

Q10a: Gender of Adults

	Total	Without Children	With Children and Adults	Unknown Household Type
Male	19	2	17	0
Female	85	34	51	0
No Single Gender	1	1	0	0
Questioning	0	0	0	0
Transgender	0	0	0	0
Client Doesn't Know/Client Refused	0	0	0	0
Data Not Collected	0	0	0	0
Total	105	37	68	0
Trans Female (MTF or Male to Female) $\text{\textcircled{C}}$				
Trans Male (FTM or Female to Male) $\text{\textcircled{C}}$				

$\text{\textcircled{C}}$ Effective 10/1/2021, this table contains a consolidated Transgender row which includes the sum of data from the previously separate Transgender rows, tagged with $\text{\textcircled{C}}$.

Q10b: Gender of Children

	Total	With Children and Adults	With Only Children	Unknown Household Type
Male	73	73	0	0
Female	57	56	1	0
No Single Gender	0	0	0	0
Questioning	0	0	0	0
Transgender	0	0	0	0
Client Doesn't Know/Client Refused	0	0	0	0
Data Not Collected	0	0	0	0
Total	130	129	1	0
Trans Female (MTF or Male to Female) $\text{\textcircled{C}}$				
Trans Male (FTM or Female to Male) $\text{\textcircled{C}}$				

$\text{\textcircled{C}}$ Effective 10/1/2021, this table contains a consolidated Transgender row which includes the sum of data from the previously separate Transgender rows, tagged with $\text{\textcircled{C}}$.

Q10c: Gender of Persons Missing Age Information

	Total	Without Children	With Children and Adults	With Only Children	Unknown Household Type
Male	0	0	0	0	0
Female	0	0	0	0	0
No Single Gender	0	0	0	0	0
Questioning	0	0	0	0	0
Transgender	0	0	0	0	0
Client Doesn't Know/Client Refused	0	0	0	0	0
Data Not Collected	0	0	0	0	0
Total	0	0	0	0	0
Trans Female (MTF or Male to Female) $\text{\textcircled{C}}$					
Trans Male (FTM or Female to Male) $\text{\textcircled{C}}$					

$\text{\textcircled{C}}$ Effective 10/1/2021, this table contains a consolidated Transgender row which includes the sum of data from the previously separate Transgender rows, tagged with $\text{\textcircled{C}}$.

Q13b1: Physical and Mental Health Conditions at Exit

	Total Persons	Without Children	Adults in HH with Children & Adults	Children in HH with Children & Adults	With Children and Adults	With Only Children	Unknown Household Type
Mental Health Disorder	21	9	5	7		0	0
Alcohol Use Disorder							
Drug Use Disorder	2	1	1	0		0	0
Both Alcohol Use and Drug Use Disorders							
Chronic Health Condition	10	7	3	0		0	0
HIV/AIDS							
Developmental Disability	5	0	2	3		0	0
Physical Disability	10	4	6	0		0	0

⌚ The "With Children and Adults" column is retired as of 10/1/2019 and replaced with the columns "Adults in HH with Children & Adults" and "Children in HH with Children & Adults".

Q13c1: Physical and Mental Health Conditions for Stayers

	Total Persons	Without Children	Adults in HH with Children & Adults	Children in HH with Children & Adults	With Children and Adults	With Only Children	Unknown Household Type
Mental Health Disorder	4	2	2	0		0	0
Alcohol Use Disorder							
Drug Use Disorder							
Both Alcohol Use and Drug Use Disorders	1	1	0	0		0	0
Chronic Health Condition	1	0	1	0		0	0
HIV/AIDS							
Developmental Disability							
Physical Disability	1	0	1	0		0	0

⌚ The "With Children and Adults" column is retired as of 10/1/2019 and replaced with the columns "Adults in HH with Children & Adults" and "Children in HH with Children & Adults".

Q14a: Domestic Violence History

	Total	Without Children	With Children and Adults	With Only Children	Unknown Household Type
Yes	32	11	21	0	0
No	73	26	47	0	0
Client Doesn't Know/Client Refused	0	0	0	0	0
Data Not Collected	0	0	0	0	0
Total	105	37	68	0	0

Q14b: Persons Fleeing Domestic Violence

	Total	Without Children	With Children and Adults	With Only Children	Unknown Household Type
Yes	10	2	8	0	0
No	22	9	13	0	0
Client Doesn't Know/Client Refused	0	0	0	0	0
Data Not Collected	0	0	0	0	0
Total	32	11	21	0	0

Q17: Cash Income - Sources

	Income at Start	Income at Latest Annual Assessment for Stayers	Income at Exit for Leavers
Earned income	34	0	40
Unemployment Insurance	3	0	2
SSI	8	0	8
SSDI	0	0	0
VA Service-Connected Disability Compensation	0	0	0
VA Non-Service Connected Disability Pension	0	0	0
Private Disability Insurance	0	0	0
Worker's Compensation	2	0	2
TANF or Equivalent	27	0	23
General Assistance	10	0	9
Retirement (Social Security)	1	0	2
Pension from Former Job	0	0	0
Child Support	2	0	2
Alimony (Spousal Support)	0	0	0
Other Source	2	0	2
Adults with Income Information at Start and Annual Assessment/Exit	0	0	89

Q19b: Disabling Conditions and Income for Adults at Exit

	AD: Adult with Disabling Condition	AD: Adult without Disabling Condition	AD: Total Adults	AD: % with Disabling Condition by Source	AC: Adult with Disabling Condition	AC: Adult without Disabling Condition	AC: Total Adults	AC: % with Disabling Condition by Source	UK Adult with Disabling Condition	UK Adult without Disabling Condition	UK: Total Adults	UK: % with Disabling Condition by Source
Earned Income	1	13	14	7.14%	3	23	26	11.54%	0	0	0	0
Supplemental Security Income (SSI)	4	0	4	100.00%	4	0	4	100.00%	0	0	0	0
Social Security Disability Insurance (SSDI)	0	0	0	0	0	0	0	0	0	0	0	0
VA Service-Connected Disability Compensation	0	0	0	0	0	0	0	0	0	0	0	0
Private Disability Insurance	0	0	0	0	0	0	0	0	0	0	0	0
Worker's Compensation	0	0	0	0	0	2	2	0%	0	0	0	0
Temporary Assistance for Needy Families (TANF)	0	1	1	0%	3	19	22	13.64%	0	0	0	0
Retirement Income from Social Security	0	1	1	0%	0	1	1	0%	0	0	0	0
Pension or retirement income from a former job	0	0	0	0	0	0	0	0	0	0	0	0
Child Support	0	0	0	0	1	1	2	50.00%	0	0	0	0
Other source	0	3	3	0%	0	8	8	0%	0	0	0	0
No Sources	2	9	11	18.18%	1	11	12	8.33%	0	0	0	0
Unduplicated Total Adults	6	26	32		7	50	57		0	0	0	

Numbers in *green italics* have been recalculated or weighted based on available totals.

Q20a: Type of Non-Cash Benefit Sources

	Benefit at Start	Benefit at Latest Annual Assessment for Stayers	Benefit at Exit for Leavers
Supplemental Nutritional Assistance Program	80	0	66
WIC	6	0	3
TANF Child Care Services	0	0	0
TANF Transportation Services	0	0	0
Other TANF-Funded Services	0	0	0
Other Source	0	0	0

Q22d: Length of Participation by Household Type

	Total	Without Children	With Children and Adults	With Only Children	Unknown Household Type
7 days or less	20	7	13	0	0
8 to 14 days	9	3	6	0	0
15 to 21 days	11	4	7	0	0
22 to 30 days	6	4	2	0	0
31 to 60 days	52	6	46	0	0
61 to 90 days	70	8	62	0	0
91 to 180 days	66	4	61	1	0
181 to 365 days	1	1	0	0	0
366 to 730 days (1-2 Yrs)	0	0	0	0	0
731 to 1,095 days (2-3 Yrs)	0	0	0	0	0
1,096 to 1,460 days (3-4 Yrs)	0	0	0	0	0
1,461 to 1,825 days (4-5 Yrs)	0	0	0	0	0
More than 1,825 days (> 5 Yrs)	0	0	0	0	0
Data Not Collected	0	0	0	0	0
Total	235	37	197	1	0

Q22e: Length of Time Prior to Housing - based on 3.917 Date Homelessness Started

	Total	Without Children	With Children and Adults	With Only Children	Unknown Household Type
7 days or less	154	25	129	0	0
8 to 14 days	19	0	19	0	0
15 to 21 days	10	2	8	0	0
22 to 30 days	1	1	0	0	0
31 to 60 days	18	3	15	0	0
61 to 180 days	9	0	9	0	0
181 to 365 days	4	2	2	0	0
366 to 730 days (1-2 Yrs)	6	2	4	0	0
731 days or more	2	2	0	0	0
Total (persons moved into housing)	223	37	186	0	0
Not yet moved into housing	0	0	0	0	0
Data not collected	12	0	11	1	0
Total persons	235	37	197	1	0

	Total	Without Children	With Children and Adults	With Only Children	Unknown Household Type
Psychiatric hospital or other psychiatric facility	0	0	0	0	0
Substance abuse treatment facility or detox center	5	1	4	0	0
Hospital or other residential non-psychiatric medical facility	0	0	0	0	0
Jail, prison, or juvenile detention facility	0	0	0	0	0
Long-term care facility or nursing home	1	1	0	0	0
Subtotal - Institutional Settings	6	2	4	0	0
Other Destinations					
Residential project or halfway house with no homeless criteria	1	1	0	0	0
Deceased	0	0	0	0	0
Other	0	0	0	0	0
Client Doesn't Know/Client Refused	0	0	0	0	0
Data Not Collected (no exit interview completed)	0	0	0	0	0
Subtotal - Other Destinations	1	1	0	0	0
Total	197	32	165	0	0
Total persons exiting to positive housing destinations	149	22	127	0	0
Total persons whose destinations excluded them from the calculation	1	1	0	0	0
Percentage	76.02%	70.97%	76.97%	0	0

Numbers in green *italics* have been recalculated or weighted based on available totals.

Q24: Homelessness Prevention Housing Assessment at Exit

	Total	Without Children	With Children and Adults	With Only Children	Unknown Household Type
Able to maintain the housing they had at project start—Without a subsidy	0	0	0	0	0
Able to maintain the housing they had at project start—With the subsidy they had at project start	0	0	0	0	0
Able to maintain the housing they had at project start—With an on-going subsidy acquired since project start	0	0	0	0	0
Able to maintain the housing they had at project start—Only with financial assistance other than a subsidy	0	0	0	0	0
Moved to new housing unit—With on-going subsidy	0	0	0	0	0
Moved to new housing unit—Without an on-going subsidy	0	0	0	0	0
Moved in with family/friends on a temporary basis	0	0	0	0	0
Moved in with family/friends on a permanent basis	0	0	0	0	0
Moved to a transitional or temporary housing facility or program	0	0	0	0	0
Client became homeless – moving to a shelter or other place unfit for human habitation	0	0	0	0	0
Client went to jail/prison	0	0	0	0	0
Client died	0	0	0	0	0
Client doesn't know/Client refused	0	0	0	0	0
Data not collected (no exit interview completed)	0	0	0	0	0
Total	0	0	0	0	0

Q25: Number of Veterans

	Total	Without Children	With Children and Adults	Unknown Household Type
Chronically Homeless Veteran	0	0	0	0
Non-Chronically Homeless Veteran	0	0	0	0
Not a Veteran	104	37	67	0
Client Doesn't Know/Client Refused	0	0	0	0
Data Not Collected	1	0	1	0
Total	105	37	68	0

Q26b: Number of Chronically Homeless Persons by Household

	Total	Without Children	With Children and Adults	With Only Children	Unknown Household Type
Chronically Homeless	6	1	5	0	0
Not Chronically Homeless	229	36	192	1	0
Client Doesn't Know/Client Refused	0	0	0	0	0
Data Not Collected	0	0	0	0	0
Total	235	37	197	1	0

HUD ESG CAPER FY2023 - CSV upload only

Grant: ESG: Riverside County - CA - Report Type: CAPER

Q04a: Project Identifiers in HMIS

Organization Name	Organization ID	Project Name	Project ID	HMIS Project Type	Method for Tracking ES	Affiliated with a residential project	Project IDs of affiliations	CoC Number	Geocode	Victim Service Provider	HMIS Software Name	Report Start Date	Report End Date	Total Active Clients	Total Active Households	CSV Exception?	Uploaded via emailed hyperlink?
Operation SafeHouse	41	OSH SafeHouse Riverside Emergency Shelter (11-17)	262	1	0			CA-608	063048	0	Clarity HS	2022-07-01	2023-06-30	179	179	No	Yes

Q05a: Report Validations Table

Category	Count of Clients for DQ	Count of Clients
Total Number of Persons Served	179	179
Number of Adults (Age 18 or Over)	0	0
Number of Children (Under Age 18)	179	179
Number of Persons with Unknown Age	0	0
Number of Leavers	175	175
Number of Adult Leavers	0	0
Number of Adult and Head of Household Leavers	175	175
Number of Stayers	4	4
Number of Adult Stayers	0	0
Number of Veterans	0	0
Number of Chronically Homeless Persons	1	1
Number of Youth Under Age 25	176	176
Number of Parenting Youth Under Age 25 with Children	0	0
Number of Adult Heads of Household	0	0
Number of Child and Unknown-Age Heads of Household	179	179
Heads of Households and Adult Stayers in the Project 365 Days or More	0	0

Q06a: Data Quality: Personally Identifying Information (PII)

Data Element	Client Doesn't Know/Refused	Information Missing	Data Issues	Total	% of Error Rate
Name	0	0	0	0	0%
Social Security Number	109	0	0	109	60.89%
Date of Birth	0	0	0	0	0%
Race	0	0	0	0	0%
Ethnicity	0	0	0	0	0%
Gender	0	0	0	0	0%
Overall Score				109	60.89%

Numbers in *green italics* have been recalculated or weighted based on available totals.

Q06b: Data Quality: Universal Data Elements

Data Element	Error Count	% of Error Rate
Veteran Status	0	0%
Project Start Date	0	0%
Relationship to Head of Household	0	0%
Client Location	0	0%
Disabling Condition	0	0%

Numbers in *green italics* have been recalculated or weighted based on available totals.

Q09a: Number of Persons Contacted

Number of Persons Contacted	All Persons Contacted	First contact – NOT staying on the Streets, ES, or SH	First contact – WAS staying on Streets, ES, or SH	First contact – Worker unable to determine
Once	0	0	0	0
2-5 Times	0	0	0	0
6-9 Times	0	0	0	0
10+ Times	0	0	0	0
Total Persons Contacted	0	0	0	0

Q09b: Number of Persons Engaged

Number of Persons Engaged	All Persons Contacted	First contact – NOT staying on the Streets, ES, or SH	First contact – WAS staying on Streets, ES, or SH	First contact – Worker unable to determine
Once	0	0	0	0
2-5 Contacts	0	0	0	0
6-9 Contacts	0	0	0	0
10+ Contacts	0	0	0	0
Total Persons Engaged	0	0	0	0
Rate of Engagement	0	0	0	0

Numbers in *green italics* have been recalculated or weighted based on available totals.

Q10a: Gender of Adults

	Total	Without Children	With Children and Adults	Unknown Household Type
Male	0	0	0	0
Female	0	0	0	0
No Single Gender	0	0	0	0
Questioning	0	0	0	0
Transgender	0	0	0	0
Client Doesn't Know/Client Refused	0	0	0	0
Data Not Collected	0	0	0	0
Total	0	0	0	0
Trans Female (MTF or Male to Female) ☹				
Trans Male (FTM or Female to Male) ☹				

☹ Effective 10/1/2021, this table contains a consolidated Transgender row which includes the sum of data from the previously separate Transgender rows, tagged with ☹.

Q10b: Gender of Children

	Total	With Children and Adults	With Only Children	Unknown Household Type
Male	59	0	59	0
Female	114	0	114	0
No Single Gender	2	0	2	0
Questioning	0	0	0	0
Transgender	4	0	4	0
Client Doesn't Know/Client Refused	0	0	0	0
Data Not Collected	0	0	0	0
Total	179	0	179	0
Trans Female (MTF or Male to Female) ☹				
Trans Male (FTM or Female to Male) ☹				

☹ Effective 10/1/2021, this table contains a consolidated Transgender row which includes the sum of data from the previously separate Transgender rows, tagged with ☹.

Q10c: Gender of Persons Missing Age Information

	Total	Without Children	With Children and Adults	With Only Children	Unknown Household Type
Male	0	0	0	0	0
Female	0	0	0	0	0
No Single Gender	0	0	0	0	0
Questioning	0	0	0	0	0
Transgender	0	0	0	0	0
Client Doesn't Know/Client Refused	0	0	0	0	0
Data Not Collected	0	0	0	0	0
Total	0	0	0	0	0
Trans Female (MTF or Male to Female) ☹					
Trans Male (FTM or Female to Male) ☹					

☹ Effective 10/1/2021, this table contains a consolidated Transgender row which includes the sum of data from the previously separate Transgender rows, tagged with ☹.

Q13b1: Physical and Mental Health Conditions at Exit

	Total Persons	Without Children	Adults in HH with Children & Adults	Children in HH with Children & Adults	With Children and Adults	With Only Children	Unknown Household Type
Mental Health Disorder	43	0	0	0		43	0
Alcohol Use Disorder							
Drug Use Disorder	9	0	0	0		9	0
Both Alcohol Use and Drug Use Disorders	8	0	0	0		8	0
Chronic Health Condition	7	0	0	0		7	0
HIV/AIDS							
Developmental Disability	13	0	0	0		13	0
Physical Disability	4	0	0	0		4	0

Ⓞ The "With Children and Adults" column is retired as of 10/1/2019 and replaced with the columns "Adults in HH with Children & Adults" and "Children in HH with Children & Adults".

Q13c1: Physical and Mental Health Conditions for Stayers

	Total Persons	Without Children	Adults in HH with Children & Adults	Children in HH with Children & Adults	With Children and Adults	With Only Children	Unknown Household Type
Mental Health Disorder	2	0	0	0		2	0
Alcohol Use Disorder							
Drug Use Disorder							
Both Alcohol Use and Drug Use Disorders							
Chronic Health Condition							
HIV/AIDS							
Developmental Disability							
Physical Disability							

Ⓞ The "With Children and Adults" column is retired as of 10/1/2019 and replaced with the columns "Adults in HH with Children & Adults" and "Children in HH with Children & Adults".

Q14a: Domestic Violence History

	Total	Without Children	With Children and Adults	With Only Children	Unknown Household Type
Yes	0	0	0	0	0
No	0	0	0	0	0
Client Doesn't Know/Client Refused	0	0	0	0	0
Data Not Collected	179	0	0	179	0
Total	179	0	0	179	0

Q14b: Persons Fleeing Domestic Violence

	Total	Without Children	With Children and Adults	With Only Children	Unknown Household Type
Yes	0	0	0	0	0
No	0	0	0	0	0
Client Doesn't Know/Client Refused	0	0	0	0	0
Data Not Collected	0	0	0	0	0
Total	0	0	0	0	0

Q17: Cash Income - Sources

	Income at Start	Income at Latest Annual Assessment for Stayers	Income at Exit for Leavers
Earned Income	0	0	0
Unemployment Insurance	0	0	0
SSI	0	0	0
SSDI	0	0	0
VA Service-Connected Disability Compensation	0	0	0
VA Non-Service Connected Disability Pension	0	0	0
Private Disability Insurance	0	0	0
Worker's Compensation	0	0	0
TANF or Equivalent	0	0	0
General Assistance	0	0	0
Retirement (Social Security)	0	0	0
Pension from Former Job	0	0	0
Child Support	0	0	0
Alimony (Spousal Support)	0	0	0
Other Source	0	0	0
Adults with Income Information at Start and Annual Assessment/Exit	0	0	0

Q19: Disabling Conditions and Income for Adults at Exit

	AC: Adult with Disabling Condition	AO: Adult without Disabling Condition	AO: Total Adults	AO: % with Disabling Condition by Source	AC: Adult with Disabling Condition	AC: Adult without Disabling Condition	AC: Total Adults	AC: % with Disabling Condition by Source	UK: Adult with Disabling Condition	UK: Adult without Disabling Condition	UK: Total Adults	UK: % with Disabling Condition by Source
Earned Income	0	0	0	0	0	0	0	0	0	0	0	0
Supplemental Security Income (SSI)	0	0	0	0	0	0	0	0	0	0	0	0
Social Security Disability Insurance (SSDI)	0	0	0	0	0	0	0	0	0	0	0	0
VA Service-Connected Disability Compensation	0	0	0	0	0	0	0	0	0	0	0	0
Private Disability Insurance	0	0	0	0	0	0	0	0	0	0	0	0
Worker's Compensation	0	0	0	0	0	0	0	0	0	0	0	0
Temporary Assistance for Needy Families (TANF)	0	0	0	0	0	0	0	0	0	0	0	0
Retirement Income from Social Security	0	0	0	0	0	0	0	0	0	0	0	0
Pension or retirement income from a former job	0	0	0	0	0	0	0	0	0	0	0	0
Child Support	0	0	0	0	0	0	0	0	0	0	0	0
Other source	0	0	0	0	0	0	0	0	0	0	0	0
No Sources	0	0	0	0	0	0	0	0	0	0	0	0
Unduplicated Total Adults	0	0	0		0	0	0		0	0	0	

Numbers in *green italics* have been recalculated or weighted based on available totals.

Q20: Type of Non-Cash Benefit Sources

	Benefit at Start	Benefit at Latest Annual Assessment for Stayers	Benefit at Exit for Leavers
Supplemental Nutritional Assistance Program	0	0	0
WIC	0	0	0
TANF Child Care Services	0	0	0
TANF Transportation Services	0	0	0
Other TANF-Funded Services	0	0	0
Other Source	0	0	0

Q22d: Length of Participation by Household Type

	Total	Without Children	With Children and Adults	With Only Children	Unknown Household Type
7 days or less	100	0	0	100	0
8 to 14 days	34	0	0	34	0
15 to 21 days	34	0	0	34	0
22 to 30 days	10	0	0	10	0
31 to 60 days	1	0	0	1	0
61 to 90 days	0	0	0	0	0
91 to 180 days	0	0	0	0	0
181 to 365 days	0	0	0	0	0
366 to 730 days (1-2 Yrs)	0	0	0	0	0
731 to 1,095 days (2-3 Yrs)	0	0	0	0	0
1,096 to 1,460 days (3-4 Yrs)	0	0	0	0	0
1,461 to 1,825 days (4-5 Yrs)	0	0	0	0	0
More than 1,825 days (> 5 Yrs)	0	0	0	0	0
Data Not Collected	0	0	0	0	0
Total	179	0	0	179	0

Q22e: Length of Time Prior to Housing - based on 3,917 Date Homelessness Started

	Total	Without Children	With Children and Adults	With Only Children	Unknown Household Type
7 days or less	170	0	0	170	0
8 to 14 days	1	0	0	1	0
15 to 21 days	1	0	0	1	0
22 to 30 days	1	0	0	1	0
31 to 60 days	1	0	0	1	0
61 to 180 days	2	0	0	2	0
181 to 365 days	1	0	0	1	0
366 to 730 days (1-2 Yrs)	2	0	0	2	0
731 days or more	0	0	0	0	0
Total (persons moved into housing)	179	0	0	179	0
Not yet moved into housing	0	0	0	0	0
Data not collected	0	0	0	0	0
Total persons	179	0	0	179	0

	Total	Without Children	With Children and Adults	With Only Children	Unknown Household Type
Psychiatric hospital or other psychiatric facility	0	0	0	0	0
Substance abuse treatment facility or detox center	1	0	0	1	0
Hospital or other residential non-psychiatric medical facility	3	0	0	3	0
Jail, prison, or juvenile detention facility	0	0	0	0	0
Long-term care facility or nursing home	0	0	0	0	0
Subtotal - Institutional Settings	6	0	0	6	0
Other Destinations					
Residential project or halfway house with no homeless criteria	1	0	0	1	0
Deceased	0	0	0	0	0
Other	13	0	0	13	0
Client Doesn't Know/Client Refused	0	0	0	0	0
Data Not Collected (no exit interview completed)	0	0	0	0	0
Subtotal - Other Destinations	14	0	0	14	0
Total	175	0	0	175	0
Total persons exiting to positive housing destinations	15	0	0	15	0
Total persons whose destinations excluded them from the calculation	5	0	0	5	0
Percentage	8.82%	0	0	8.82%	0

Numbers in *green italics* have been recalculated or weighted based on available totals.

Q24: Homelessness Prevention Housing Assessment at Exit

	Total	Without Children	With Children and Adults	With Only Children	Unknown Household Type
Able to maintain the housing they had at project start--Without a subsidy	0	0	0	0	0
Able to maintain the housing they had at project start--With the subsidy they had at project start	0	0	0	0	0
Able to maintain the housing they had at project start--With an on-going subsidy acquired since project start	0	0	0	0	0
Able to maintain the housing they had at project start--Only with financial assistance other than a subsidy	0	0	0	0	0
Moved to new housing unit--With on-going subsidy	0	0	0	0	0
Moved to new housing unit--Without an on-going subsidy	0	0	0	0	0
Moved in with family/friends on a temporary basis	0	0	0	0	0
Moved in with family/friends on a permanent basis	0	0	0	0	0
Moved to a transitional or temporary housing facility or program	0	0	0	0	0
Client became homeless - moving to a shelter or other place unfit for human habitation	0	0	0	0	0
Client went to jail/prison	0	0	0	0	0
Client died	0	0	0	0	0
Client doesn't know/Client refused	0	0	0	0	0
Data not collected (no exit interview completed)	0	0	0	0	0
Total	0	0	0	0	0

Q25a: Number of Veterans

	Total	Without Children	With Children and Adults	Unknown Household Type
Chronically Homeless Veteran	0	0	0	0
Non-Chronically Homeless Veteran	0	0	0	0
Not a Veteran	0	0	0	0
Client Doesn't Know/Client Refused	0	0	0	0
Data Not Collected	0	0	0	0
Total	0	0	0	0

Q26b: Number of Chronically Homeless Persons by Household

	Total	Without Children	With Children and Adults	With Only Children	Unknown Household Type
Chronically Homeless	1	0	0	1	0
Not Chronically Homeless	178	0	0	178	0
Client Doesn't Know/Client Refused	0	0	0	0	0
Data Not Collected	0	0	0	0	0
Total	179	0	0	179	0

HUD ESG CAPER FY2023 - CSV upload only

Grant: ESG: Riverside County - CA - Report Type: CAPER

Q04a: Project Identifiers in HMIS

Organization Name	Organization ID	Project Name	Project ID	HMIS Project Type	Method for Tracking ES	Affiliated with a residential project	Project IDs of affiliations	CoC Number	Geocode	Victim Service Provider	HMIS Software Name	Report Start Date	Report End Date	Total Active Clients	Total Active Households	CSV Exception?	Uploaded via emailed hyperlink?
Operation SafeHouse	41	OSH SafeHouse Desert Emergency Shelter	261	1	0			CA-608	069065	0	Clarity HS	2022-07-01	2023-06-30	83	83	No	Yes

Q05a: Report Validations Table

Category	Count of Clients for DQ	Count of Clients
Total Number of Persons Served	83	83
Number of Adults (Age 18 or Over)	0	0
Number of Children (Under Age 18)	83	83
Number of Persons with Unknown Age	0	0
Number of Leavers	80	80
Number of Adult Leavers	0	0
Number of Adult and Head of Household Leavers	80	80
Number of Stayers	3	3
Number of Adult Stayers	0	0
Number of Veterans	0	0
Number of Chronically Homeless Persons	6	6
Number of Youth Under Age 25	81	81
Number of Parenting Youth Under Age 25 with Children	0	0
Number of Adult Heads of Household	0	0
Number of Child and Unknown-Age Heads of Household	83	83
Heads of Households and Adult Stayers in the Project 365 Days or More	0	0

Q06a: Data Quality: Personally Identifying Information (PII)

Data Element	Client Doesn't Know/Refused	Information Missing	Data Issues	Total	% of Error Rate
Name	0	0	0	0	0%
Social Security Number	30	0	0	30	36.14%
Date of Birth	0	0	0	0	0%
Race	0	0	0	0	0%
Ethnicity	0	0	0	0	0%
Gender	0	0	0	0	0%
Overall Score				30	36.14%

Numbers in *green italics* have been recalculated or weighted based on available totals.

Q06b: Data Quality: Universal Data Elements

Data Element	Error Count	% of Error Rate
Veteran Status	0	0%
Project Start Date	0	0%
Relationship to Head of Household	0	0%
Client Location	0	0%
Disabling Condition	0	0%

Numbers in *green italics* have been recalculated or weighted based on available totals.

Q09a: Number of Persons Contacted

Number of Persons Contacted	All Persons Contacted	First contact – NOT staying on the Streets, ES, or SH	First contact – WAS staying on Streets, ES, or SH	First contact – Worker unable to determine
Once	0	0	0	0
2-5 Times	0	0	0	0
6-9 Times	0	0	0	0
10+ Times	0	0	0	0
Total Persons Contacted	0	0	0	0

Q09b: Number of Persons Engaged

Number of Persons Engaged	All Persons Contacted	First contact – NOT staying on the Streets, ES, or SH	First contact – WAS staying on Streets, ES, or SH	First contact – Worker unable to determine
Once	0	0	0	0
2-5 Contacts	0	0	0	0
6-9 Contacts	0	0	0	0
10+ Contacts	0	0	0	0
Total Persons Engaged	0	0	0	0
Rate of Engagement	0	0	0	0

Numbers in *green italics* have been recalculated or weighted based on available totals.

Q10a: Gender of Adults

	Total	Without Children	With Children and Adults	Unknown Household Type
Male	0	0	0	0
Female	0	0	0	0
No Single Gender	0	0	0	0
Questioning	0	0	0	0
Transgender	0	0	0	0
Client Doesn't Know/Client Refused	0	0	0	0
Data Not Collected	0	0	0	0
Total	0	0	0	0

Trans Female (MTF or Male to Female) 0

Trans Male (FTM or Female to Male) 0

Effective 10/1/2021, this table contains a consolidated Transgender row which includes the sum of data from the previously separate Transgender rows, tagged with 0.

Q10b: Gender of Children

	Total	With Children and Adults	With Only Children	Unknown Household Type
Male	21	0	21	0
Female	59	0	59	0
No Single Gender	1	0	1	0
Questioning	1	0	1	0
Transgender	1	0	1	0
Client Doesn't Know/Client Refused	0	0	0	0
Data Not Collected	0	0	0	0
Total	83	0	83	0

Trans Female (MTF or Male to Female) 0

Trans Male (FTM or Female to Male) 0

Effective 10/1/2021, this table contains a consolidated Transgender row which includes the sum of data from the previously separate Transgender rows, tagged with 0.

Q10c: Gender of Persons Missing Age Information

	Total	Without Children	With Children and Adults	With Only Children	Unknown Household Type
Male	0	0	0	0	0
Female	0	0	0	0	0
No Single Gender	0	0	0	0	0
Questioning	0	0	0	0	0
Transgender	0	0	0	0	0
Client Doesn't Know/Client Refused	0	0	0	0	0
Data Not Collected	0	0	0	0	0
Total	0	0	0	0	0

Trans Female (MTF or Male to Female) 0

Trans Male (FTM or Female to Male) 0

Effective 10/1/2021, this table contains a consolidated Transgender row which includes the sum of data from the previously separate Transgender rows, tagged with 0.

Q13b1: Physical and Mental Health Conditions at Exit

	Total Persons	Without Children	Adults in HH with Children & Adults	Children in HH with Children & Adults	With Children and Adults	With Only Children	Unknown Household Type
Mental Health Disorder	42	0	0	0		42	0
Alcohol Use Disorder							
Drug Use Disorder	8	0	0	0		8	0
Both Alcohol Use and Drug Use Disorders	5	0	0	0		5	0
Chronic Health Condition	9	0	0	0		9	0
HIV/AIDS							
Developmental Disability	4	0	0	0		4	0
Physical Disability	1	0	0	0		1	0

The "With Children and Adults" column is retired as of 10/1/2019 and replaced with the columns "Adults in HH with Children & Adults" and "Children in HH with Children & Adults".

Q13c1: Physical and Mental Health Conditions for Stayers

	Total Persons	Without Children	Adults in HH with Children & Adults	Children in HH with Children & Adults	With Children and Adults	With Only Children	Unknown Household Type
Mental Health Disorder							
Alcohol Use Disorder							
Drug Use Disorder							
Both Alcohol Use and Drug Use Disorders							
Chronic Health Condition							
HIV/AIDS							
Developmental Disability							
Physical Disability	1	0	0	0		1	0

The "With Children and Adults" column is retired as of 10/1/2019 and replaced with the columns "Adults in HH with Children & Adults" and "Children in HH with Children & Adults".

Q14a: Domestic Violence History

	Total	Without Children	With Children and Adults	With Only Children	Unknown Household Type
Yes	0	0	0	0	0
No	0	0	0	0	0
Client Doesn't Know/Client Refused	0	0	0	0	0
Data Not Collected	83	0	0	83	0
Total	83	0	0	83	0

Q14b: Persons Fleeing Domestic Violence

	Total	Without Children	With Children and Adults	With Only Children	Unknown Household Type
Yes	0	0	0	0	0
No	0	0	0	0	0
Client Doesn't Know/Client Refused	0	0	0	0	0
Data Not Collected	0	0	0	0	0
Total	0	0	0	0	0

Q17: Cash Income - Sources

	Income at Start	Income at Latest Annual Assessment for Stayers	Income at Exit for Leavers
Earned Income	0	0	0
Unemployment Insurance	0	0	0
SSI	0	0	0
SSDI	0	0	0
VA Service-Connected Disability Compensation	0	0	0
VA Non-Service Connected Disability Pension	0	0	0
Private Disability Insurance	0	0	0
Worker's Compensation	0	0	0
TANF or Equivalent	0	0	0
General Assistance	0	0	0
Retirement (Social Security)	0	0	0
Pension from Former Job	0	0	0
Child Support	0	0	0
Alimony (Spousal Support)	0	0	0
Other Source	0	0	0
Adults with Income Information at Start and Annual Assessment/Exit	0	0	0

Q19b: Disabling Conditions and income for Adults at Exit

	AC: Adult with Disabling Condition	AD: Adult without Disabling Condition	AC: Total Adults	AC: % with Disabling Condition by Source	AC: Adult with Disabling Condition	AC: Adult without Disabling Condition	AC: Total Adults	AC: % with Disabling Condition by Source	UK: Adult with Disabling Condition	UK: Adult without Disabling Condition	UK: Total Adults	UK: % with Disabling Condition by Source
Earned Income	0	0	0	0	0	0	0	0	0	0	0	0
Supplemental Security Income (SSI)	0	0	0	0	0	0	0	0	0	0	0	0
Social Security Disability Insurance (SSDI)	0	0	0	0	0	0	0	0	0	0	0	0
VA Service-Connected Disability Compensation	0	0	0	0	0	0	0	0	0	0	0	0
Private Disability Insurance	0	0	0	0	0	0	0	0	0	0	0	0
Worker's Compensation	0	0	0	0	0	0	0	0	0	0	0	0
Temporary Assistance for Needy Families (TANF)	0	0	0	0	0	0	0	0	0	0	0	0
Retirement Income from Social Security	0	0	0	0	0	0	0	0	0	0	0	0
Pension or retirement income from a former job	0	0	0	0	0	0	0	0	0	0	0	0
Child Support	0	0	0	0	0	0	0	0	0	0	0	0
Other source	0	0	0	0	0	0	0	0	0	0	0	0
No Sources	0	0	0	0	0	0	0	0	0	0	0	0
Unduplicated Total Adults	0	0	0		0	0	0		0	0	0	

Numbers in *green italics* have been recalculated or weighted based on available totals.

Q20: Type of Non-Cash Benefit Sources

	Benefit at Start	Benefit at Latest Annual Assessment for Stayers	Benefit at Exit for Leavers
Supplemental Nutritional Assistance Program	0	0	0
WIC	0	0	0
TANF Child Care Services	0	0	0
TANF Transportation Services	0	0	0
Other TANF-Funded Services	0	0	0
Other Source	0	0	0

Q22d: Length of Participation by Household Type

	Total	Without Children	With Children and Adults	With Only Children	Unknown Household Type
7 days or less	42	0	0	42	0
8 to 14 days	8	0	0	8	0
15 to 21 days	25	0	0	25	0
22 to 30 days	7	0	0	7	0
31 to 60 days	1	0	0	1	0
61 to 90 days	0	0	0	0	0
91 to 180 days	0	0	0	0	0
181 to 365 days	0	0	0	0	0
366 to 730 days (1-2 Yrs)	0	0	0	0	0
731 to 1,095 days (2-3 Yrs)	0	0	0	0	0
1,096 to 1,460 days (3-4 Yrs)	0	0	0	0	0
1,461 to 1,825 days (4-5 Yrs)	0	0	0	0	0
More than 1,825 days (> 5 Yrs)	0	0	0	0	0
Data Not Collected	0	0	0	0	0
Total	83	0	0	83	0

Q22e: Length of Time Prior to Housing - based on 3,917 Date Homelessness Started

	Total	Without Children	With Children and Adults	With Only Children	Unknown Household Type
7 days or less	56	0	0	56	0
8 to 14 days	0	0	0	0	0
15 to 21 days	0	0	0	0	0
22 to 30 days	3	0	0	3	0
31 to 60 days	2	0	0	2	0
61 to 180 days	8	0	0	8	0
181 to 365 days	6	0	0	6	0
366 to 730 days (1-2 Yrs)	2	0	0	2	0
731 days or more	6	0	0	6	0
Total (persons moved into housing)	83	0	0	83	0
Not yet moved into housing	0	0	0	0	0
Data not collected	0	0	0	0	0
Total persons	83	0	0	83	0

	Total	Without Children	With Children and Adults	With Only Children	Unknown Household Type
Psychiatric hospital or other psychiatric facility	4	0	0	4	0
Substance abuse treatment facility or detox center	0	0	0	0	0
Hospital or other residential non-psychiatric medical facility	3	0	0	3	0
Jail, prison, or juvenile detention facility	0	0	0	0	0
Long-term care facility or nursing home	0	0	0	0	0
Subtotal - Institutional Settings	11	0	0	11	0
Other Destinations					
Residential project or halfway house with no homeless criteria	0	0	0	0	0
Deceased	0	0	0	0	0
Other	1	0	0	1	0
Client Doesn't Know/Client Refused	0	0	0	0	0
Data Not Collected (no exit interview completed)	0	0	0	0	0
Subtotal - Other Destinations	1	0	0	1	0
Total	80	0	0	80	0
Total persons exiting to positive housing destinations	46	0	0	46	0
Total persons whose destinations excluded them from the calculation	7	0	0	7	0
Percentage	63.01%	0	0	63.01%	0

Numbers in *green italics* have been recalculated or weighted based on available totals.

Q24: Homelessness Prevention Housing Assessment at Exit

	Total	Without Children	With Children and Adults	With Only Children	Unknown Household Type
Able to maintain the housing they had at project start--Without a subsidy	0	0	0	0	0
Able to maintain the housing they had at project start--With the subsidy they had at project start	0	0	0	0	0
Able to maintain the housing they had at project start--With an on-going subsidy acquired since project start	0	0	0	0	0
Able to maintain the housing they had at project start--Only with financial assistance other than a subsidy	0	0	0	0	0
Moved to new housing unit--With on-going subsidy	0	0	0	0	0
Moved to new housing unit--Without an on-going subsidy	0	0	0	0	0
Moved in with family/friends on a temporary basis	0	0	0	0	0
Moved in with family/friends on a permanent basis	0	0	0	0	0
Moved to a transitional or temporary housing facility or program	0	0	0	0	0
Client became homeless - moving to a shelter or other place unfit for human habitation	0	0	0	0	0
Client went to jail/prison	0	0	0	0	0
Client died	0	0	0	0	0
Client doesn't know/Client refused	0	0	0	0	0
Data not collected (no exit interview completed)	0	0	0	0	0
Total	0	0	0	0	0

Q25a: Number of Veterans

	Total	Without Children	With Children and Adults	Unknown Household Type
Chronically Homeless Veteran	0	0	0	0
Non-Chronically Homeless Veteran	0	0	0	0
Not a Veteran	0	0	0	0
Client Doesn't Know/Client Refused	0	0	0	0
Data Not Collected	0	0	0	0
Total	0	0	0	0

Q25b: Number of Chronically Homeless Persons by Household

	Total	Without Children	With Children and Adults	With Only Children	Unknown Household Type
Chronically Homeless	6	0	0	6	0
Not Chronically Homeless	77	0	0	77	0
Client Doesn't Know/Client Refused	0	0	0	0	0
Data Not Collected	0	0	0	0	0
Total	83	0	0	83	0

HUD ESG CAPER FY2023 - CSV upload only

Grant: ESG: Riverside County - CA - Report Type: CAPER

Q04a: Project Identifiers in HMIS

Organization Name	Organization ID	Project Name	Project ID	HMIS Project Type	Method for Tracking ES	Affiliated with a residential project	Project IDs of affiliations	CoC Number	Geocode	Victim Service Provider	HMIS Software Name	Report Start Date	Report End Date	Total Active Clients	Total Active Households	CSV Exception?	Uploaded via emailed hyperlink?
Martha's Village & Kitchen	39	MVK Renewing Hope Emergency Shelter	136	1	0			CA-608	061728	0	Clarity HS	2022-07-01	2023-06-30	622	346	No	Yes

Q05a: Report Validations Table

Category	Count of Clients for DQ	Count of Clients
Total Number of Persons Served	622	622
Number of Adults (Age 18 or Over)	380	380
Number of Children (Under Age 18)	242	242
Number of Persons with Unknown Age	0	0
Number of Leavers	521	521
Number of Adult Leavers	320	320
Number of Adult and Head of Household Leavers	321	321
Number of Stayers	101	101
Number of Adult Stayers	60	60
Number of Veterans	4	4
Number of Chronically Homeless Persons	93	93
Number of Youth Under Age 25	28	28
Number of Parenting Youth Under Age 25 with Children	6	6
Number of Adult Heads of Household	343	343
Number of Child and Unknown-Age Heads of Household	1	1
Heads of Households and Adult Stayers in the Project 365 Days or More	0	0

Q06a: Data Quality: Personally Identifying Information (PII)

Data Element	Client Doesn't Know/Refused	Information Missing	Data Issues	Total	% of Error Rate
Name	0	0	0	0	0%
Social Security Number	108	0	0	108	17.36%
Date of Birth	0	0	0	0	0%
Race	0	0	0	0	0%
Ethnicity	0	0	0	0	0%
Gender	0	0	0	0	0%
Overall Score				108	17.36%

Numbers in *green italics* have been recalculated or weighted based on available totals.

Q06b: Data Quality: Universal Data Elements

Data Element	Error Count	% of Error Rate
Veteran Status	0	0%
Project Start Date	0	0%
Relationship to Head of Household	0	0%
Client Location	0	0%
Disabling Condition	0	0%

Numbers in *green italics* have been recalculated or weighted based on available totals.

Q09: Number of Persons Contacted

Number of Persons Contacted	All Persons Contacted	First contact – NOT staying on the Streets, ES, or SH	First contact – WAS staying on Streets, ES, or SH	First contact – Worker unable to determine
Once	0	0	0	0
2-5 Times	0	0	0	0
6-9 Times	0	0	0	0
10+ Times	0	0	0	0
Total Persons Contacted	0	0	0	0

Q09b: Number of Persons Engaged

Number of Persons Engaged	All Persons Contacted	First contact – NOT staying on the Streets, ES, or SH	First contact – WAS staying on Streets, ES, or SH	First contact – Worker unable to determine
Once	0	0	0	0
2-5 Contacts	0	0	0	0
6-9 Contacts	0	0	0	0
10+ Contacts	0	0	0	0
Total Persons Engaged	0	0	0	0
Rate of Engagement	0	0	0	0

Numbers in *green italics* have been recalculated or weighted based on available totals.

Q10a: Gender of Adults

	Total	Without Children	With Children and Adults	Unknown Household Type
Male	191	148	43	0
Female	187	88	99	0
No Single Gender	0	0	0	0
Questioning	0	0	0	0
Transgender	2	2	0	0
Client Doesn't Know/Client Refused	0	0	0	0
Data Not Collected	0	0	0	0
Total	380	238	142	0
Trans Female (MTF or Male to Female) <i>Ⓒ</i>				
Trans Male (FTM or Female to Male) <i>Ⓒ</i>				

Ⓒ Effective 10/1/2021, this table contains a consolidated Transgender row which includes the sum of data from the previously separate Transgender rows, tagged with *Ⓒ*.

Q10b: Gender of Children

	Total	With Children and Adults	With Only Children	Unknown Household Type
Male	120	119	1	0
Female	122	122	0	0
No Single Gender	0	0	0	0
Questioning	0	0	0	0
Transgender	0	0	0	0
Client Doesn't Know/Client Refused	0	0	0	0
Data Not Collected	0	0	0	0
Total	242	241	1	0
Trans Female (MTF or Male to Female) <i>Ⓒ</i>				
Trans Male (FTM or Female to Male) <i>Ⓒ</i>				

Ⓒ Effective 10/1/2021, this table contains a consolidated Transgender row which includes the sum of data from the previously separate Transgender rows, tagged with *Ⓒ*.

Q10c: Gender of Persons Missing Age Information

	Total	Without Children	With Children and Adults	With Only Children	Unknown Household Type
Male	0	0	0	0	0
Female	0	0	0	0	0
No Single Gender	0	0	0	0	0
Questioning	0	0	0	0	0
Transgender	0	0	0	0	0
Client Doesn't Know/Client Refused	0	0	0	0	0
Data Not Collected	0	0	0	0	0
Total	0	0	0	0	0
Trans Female (MTF or Male to Female) <i>Ⓒ</i>					
Trans Male (FTM or Female to Male) <i>Ⓒ</i>					

Ⓒ Effective 10/1/2021, this table contains a consolidated Transgender row which includes the sum of data from the previously separate Transgender rows, tagged with *Ⓒ*.

Q13b1: Physical and Mental Health Conditions at Exit

	Total Persons	Without Children	Adults in HH with Children & Adults	Children in HH with Children & Adults	With Children and Adults	With Only Children	Unknown Household Type
Mental Health Disorder	105	81	18	6		0	0
Alcohol Use Disorder	10	9	1	0		0	0
Drug Use Disorder	22	18	4	0		0	0
Both Alcohol Use and Drug Use Disorders	9	7	2	0		0	0
Chronic Health Condition	118	89	21	8		0	0
HIV/AIDS	6	6	0	0		0	0
Developmental Disability	24	15	3	6		0	0
Physical Disability	61	52	8	1		0	0

☞ The "With Children and Adults" column is retired as of 10/1/2019 and replaced with the columns "Adults in HH with Children & Adults" and "Children in HH with Children & Adults".

Q13c1: Physical and Mental Health Conditions for Stayers

	Total Persons	Without Children	Adults in HH with Children & Adults	Children in HH with Children & Adults	With Children and Adults	With Only Children	Unknown Household Type
Mental Health Disorder	20	15	5	0		0	0
Alcohol Use Disorder	1	1	0	0		0	0
Drug Use Disorder	4	3	1	0		0	0
Both Alcohol Use and Drug Use Disorders	2	2	0	0		0	0
Chronic Health Condition	25	19	5	1		0	0
HIV/AIDS	2	2	0	0		0	0
Developmental Disability	8	2	1	5		0	0
Physical Disability	10	10	0	0		0	0

☞ The "With Children and Adults" column is retired as of 10/1/2019 and replaced with the columns "Adults in HH with Children & Adults" and "Children in HH with Children & Adults".

Q14a: Domestic Violence History

	Total	Without Children	With Children and Adults	With Only Children	Unknown Household Type
Yes	46	25	21	0	0
No	335	213	121	1	0
Client Doesn't Know/Client Refused	0	0	0	0	0
Data Not Collected	0	0	0	0	0
Total	381	238	142	1	0

Q14b: Persons Fleeing Domestic Violence

	Total	Without Children	With Children and Adults	With Only Children	Unknown Household Type
Yes	20	7	13	0	0
No	26	18	8	0	0
Client Doesn't Know/Client Refused	0	0	0	0	0
Data Not Collected	0	0	0	0	0
Total	46	25	21	0	0

Q17: Cash Income - Sources

	Income at Start	Income at Latest Annual Assessment for Stayers	Income at Exit for Leavers
Earned Income	58	0	75
Unemployment Insurance	5	0	3
SSI	40	0	33
SSDI	18	0	18
VA Service-Connected Disability Compensation	1	0	1
VA Non-Service Connected Disability Pension	0	0	0
Private Disability Insurance	0	0	0
Worker's Compensation	1	0	2
TANF or Equivalent	49	0	47
General Assistance	9	0	10
Retirement (Social Security)	3	0	2
Pension from Former Job	3	0	2
Child Support	4	0	3
Alimony (Spousal Support)	0	0	0
Other Source	5	0	4
Adults with Income Information at Start and Annual Assessment/Exit	0	0	320

Q19: Disabling Conditions and Income for Adults at Exit

	AD: Adult with Disabling Condition	AO: Adult without Disabling Condition	AO: Total Adults	AO: % with Disabling Condition by Source	AC: Adult with Disabling Condition	AC: Adult without Disabling Condition	AC: Total Adults	AC: % with Disabling Condition by Source	UK: Adult with Disabling Condition	UK: Adult without Disabling Condition	UK: Total Adults	UK: % with Disabling Condition by Source
Earned Income	27	20	47	57.45%	8	20	28	28.57%	0	0	0	0
Supplemental Security Income (SSI)	25	1	26	96.15%	5	2	7	71.43%	0	0	0	0
Social Security Disability Insurance (SSDI)	15	1	16	93.75%	2	0	2	100.00%	0	0	0	0
VA Service-Connected Disability Compensation	1	0	1	100.00%	0	0	0	0	0	0	0	0
Private Disability Insurance	0	0	0	0	0	0	0	0	0	0	0	0
Worker's Compensation	2	0	2	100.00%	0	0	0	0	0	0	0	0
Temporary Assistance for Needy Families (TANF)	2	1	3	66.67%	18	26	44	40.91%	0	0	0	0
Retirement Income from Social Security	1	1	2	50.00%	0	0	0	0	0	0	0	0
Pension or retirement income from a former job	1	1	2	50.00%	0	0	0	0	0	0	0	0
Child Support	0	0	0	0	2	1	3	66.67%	0	0	0	0
Other source	7	3	10	70.00%	2	5	7	28.57%	0	0	0	0
No Sources	65	35	100	65.00%	7	33	40	17.50%	0	0	0	0
Unduplicated Total Adults	140	62	202		36	82	118		0	0	0	

Numbers in *green italics* have been recalculated or weighted based on available totals.

Q20a: Type of Non-Cash Benefit Sources

	Benefit at Start	Benefit at Latest Annual Assessment for Stayers	Benefit at Exit for Leavers
Supplemental Nutritional Assistance Program	128	0	125
WIC	5	0	4
TANF Child Care Services	0	0	0
TANF Transportation Services	0	0	0
Other TANF-Funded Services	0	0	0
Other Source	1	0	1

Q22a: Length of Participation by Household Type

	Total	Without Children	With Children and Adults	With Only Children	Unknown Household Type
7 days or less	59	21	38	0	0
8 to 14 days	57	23	34	0	0
15 to 21 days	42	19	23	0	0
22 to 30 days	40	13	27	0	0
31 to 60 days	118	39	79	0	0
61 to 90 days	109	50	59	0	0
91 to 180 days	192	68	123	1	0
181 to 365 days	5	5	0	0	0
366 to 730 days (1-2 Yrs)	0	0	0	0	0
731 to 1,095 days (2-3 Yrs)	0	0	0	0	0
1,096 to 1,460 days (3-4 Yrs)	0	0	0	0	0
1,461 to 1,825 days (4-5 Yrs)	0	0	0	0	0
More than 1,825 days (> 5 Yrs)	0	0	0	0	0
Data Not Collected	0	0	0	0	0
Total	622	238	383	1	0

Q22a: Length of Time Prior to Housing - based on 3,917 Date Homelessness Started

	Total	Without Children	With Children and Adults	With Only Children	Unknown Household Type
7 days or less	123	24	99	0	0
8 to 14 days	54	9	45	0	0
15 to 21 days	32	12	20	0	0
22 to 30 days	25	12	13	0	0
31 to 60 days	69	20	49	0	0
61 to 180 days	126	38	87	1	0
181 to 365 days	53	23	30	0	0
366 to 730 days (1-2 Yrs)	43	29	14	0	0
731 days or more	79	67	12	0	0
Total (persons moved into housing)	604	234	369	1	0
Not yet moved into housing	0	0	0	0	0
Data not collected	18	4	14	0	0
Total persons	622	238	383	1	0

	Total	Without Children	With Children and Adults	With Only Children	Unknown Household Type
Psychiatric hospital or other psychiatric facility	0	0	0	0	0
Substance abuse treatment facility or detox center	9	9	0	0	0
Hospital or other residential non-psychiatric medical facility	7	5	2	0	0
Jail, prison, or juvenile detention facility	5	2	3	0	0
Long-term care facility or nursing home	0	0	0	0	0
Subtotal - Institutional Settings	24	16	8	0	0
Other Destinations					
Residential project or halfway house with no homeless criteria	0	0	0	0	0
Deceased	1	1	0	0	0
Other	1	1	0	0	0
Client Doesn't Know/Client Refused	0	0	0	0	0
Data Not Collected (no exit interview completed)	0	0	0	0	0
Subtotal - Other Destinations	2	2	0	0	0
Total	521	202	318	1	0
Total persons exiting to positive housing destinations	271	85	186	0	0
Total persons whose destinations excluded them from the calculation	11	6	5	0	0
Percentage	53.14%	43.37%	59.42%	0%	0

Numbers in *green italics* have been recalculated or weighted based on available totals.

Q24: Homelessness Prevention Housing Assessment at Exit

	Total	Without Children	With Children and Adults	With Only Children	Unknown Household Type
Able to maintain the housing they had at project start—Without a subsidy	0	0	0	0	0
Able to maintain the housing they had at project start—With the subsidy they had at project start	0	0	0	0	0
Able to maintain the housing they had at project start—With an on-going subsidy acquired since project start	0	0	0	0	0
Able to maintain the housing they had at project start—Only with financial assistance other than a subsidy	0	0	0	0	0
Moved to new housing unit—With on-going subsidy	0	0	0	0	0
Moved to new housing unit—Without an on-going subsidy	0	0	0	0	0
Moved in with family/friends on a temporary basis	0	0	0	0	0
Moved in with family/friends on a permanent basis	0	0	0	0	0
Moved to a transitional or temporary housing facility or program	0	0	0	0	0
Client became homeless – moving to a shelter or other place unfit for human habitation	0	0	0	0	0
Client went to jail/prison	0	0	0	0	0
Client died	0	0	0	0	0
Client doesn't know/Client refused	0	0	0	0	0
Data not collected (no exit interview completed)	0	0	0	0	0
Total	0	0	0	0	0

Q25: Number of Veterans

	Total	Without Children	With Children and Adults	Unknown Household Type
Chronically Homeless Veteran	1	1	0	0
Non-Chronically Homeless Veteran	3	2	1	0
Not a Veteran	376	235	141	0
Client Doesn't Know/Client Refused	0	0	0	0
Data Not Collected	0	0	0	0
Total	380	238	142	0

Q26: Number of Chronically Homeless Persons by Household

	Total	Without Children	With Children and Adults	With Only Children	Unknown Household Type
Chronically Homeless	93	78	15	0	0
Not Chronically Homeless	529	160	368	1	0
Client Doesn't Know/Client Refused	0	0	0	0	0
Data Not Collected	0	0	0	0	0
Total	622	238	383	1	0

HUD ESG CAPER FY2023 - CSV upload only

Grant: ESG: Riverside County - CA - Report Type: CAPER

Q04a: Project Identifiers in HMIS

Organization Name	Organization ID	Project Name	Project ID	HMIS Project Type	Method for Tracking ES	Affiliated with a residential project	Project IDs of affiliations	CoC Number	Geocode	Victim Service Provider	HMIS Software Name	Report Start Date	Report End Date	Total Active Clients	Total Active Households	CSV Exception?	Uploaded via emailed hyperlink?
Coachella Valley Rescue Mission	24	CVRM Overnight Shelter	72	1	0			CA-608	069065	0	Clarity HS	2022-07-01	2023-06-30	1102	1086	No	Yes

Q05a: Report Validations Table

Category	Count of Clients for DQ	Count of Clients
Total Number of Persons Served	1102	1102
Number of Adults (Age 18 or Over)	1085	1085
Number of Children (Under Age 18)	17	17
Number of Persons with Unknown Age	0	0
Number of Leavers	862	862
Number of Adult Leavers	849	849
Number of Adult and Head of Household Leavers	849	849
Number of Stayers	240	240
Number of Adult Stayers	236	236
Number of Veterans	45	45
Number of Chronically Homeless Persons	214	214
Number of Youth Under Age 25	97	97
Number of Parenting Youth Under Age 25 with Children	1	1
Number of Adult Heads of Household	1085	1085
Number of Child and Unknown-Age Heads of Household	0	0
Heads of Households and Adult Stayers in the Project 365 Days or More	24	24

Q06a: Data Quality: Personally Identifying Information (PII)

Data Element	Client Doesn't Know/Refused	Information Missing	Data Issues	Total	% of Error Rate
Name	0	0	0	0	0%
Social Security Number	9	0	3	12	1.09%
Date of Birth	0	0	1	1	0.09%
Race	3	0	0	3	0.27%
Ethnicity	0	0	0	0	0%
Gender	0	0	0	0	0%
Overall Score				16	1.45%

Numbers in *green italics* have been recalculated or weighted based on available totals.

Q06b: Data Quality: Universal Data Elements

Data Element	Error Count	% of Error Rate
Veteran Status	0	0%
Project Start Date	0	0%
Relationship to Head of Household	1	0.09%
Client Location	0	0%
Disabling Condition	0	0%

Numbers in *green italics* have been recalculated or weighted based on available totals.

Q09a: Number of Persons Contacted

Number of Persons Contacted	All Persons Contacted	First contact – NOT staying on the Streets, ES, or SH	First contact – WAS staying on Streets, ES, or SH	First contact – Worker unable to determine
Once	0	0	0	0
2-5 Times	0	0	0	0
6-9 Times	0	0	0	0
10+ Times	0	0	0	0
Total Persons Contacted	0	0	0	0

Q09b: Number of Persons Engaged

Number of Persons Engaged	All Persons Contacted	First contact – NOT staying on the Streets, ES, or SH	First contact – WAS staying on Streets, ES, or SH	First contact – Worker unable to determine
Once	0	0	0	0
2-5 Contacts	0	0	0	0
6-9 Contacts	0	0	0	0
10+ Contacts	0	0	0	0
Total Persons Engaged	0	0	0	0
Rate of Engagement	0	0	0	0

Numbers in *green italics* have been recalculated or weighted based on available totals.

Q10a: Gender of Adults

	Total	Without Children	With Children and Adults	Unknown Household Type
Male	715	715	0	0
Female	360	354	6	0
No Single Gender	1	1	0	0
Questioning	0	0	0	0
Transgender	9	9	0	0
Client Doesn't Know/Client Refused	0	0	0	0
Data Not Collected	0	0	0	0
Total	1085	1079	6	0

Trans Female (MTF or Male to Female) ☹

Trans Male (FTM or Female to Male) ☹

☹ Effective 10/1/2021, this table contains a consolidated Transgender row which includes the sum of data from the previously separate Transgender rows, tagged with ☹.

Q10b: Gender of Children

	Total	With Children and Adults	With Only Children	Unknown Household Type
Male	11	10	1	0
Female	6	6	0	0
No Single Gender	0	0	0	0
Questioning	0	0	0	0
Transgender	0	0	0	0
Client Doesn't Know/Client Refused	0	0	0	0
Data Not Collected	0	0	0	0
Total	17	16	1	0

Trans Female (MTF or Male to Female) ☹

Trans Male (FTM or Female to Male) ☹

☹ Effective 10/1/2021, this table contains a consolidated Transgender row which includes the sum of data from the previously separate Transgender rows, tagged with ☹.

Q10c: Gender of Persons Missing Age Information

	Total	Without Children	With Children and Adults	With Only Children	Unknown Household Type
Male	0	0	0	0	0
Female	0	0	0	0	0
No Single Gender	0	0	0	0	0
Questioning	0	0	0	0	0
Transgender	0	0	0	0	0
Client Doesn't Know/Client Refused	0	0	0	0	0
Data Not Collected	0	0	0	0	0
Total	0	0	0	0	0

Trans Female (MTF or Male to Female) ☹

Trans Male (FTM or Female to Male) ☹

☹ Effective 10/1/2021, this table contains a consolidated Transgender row which includes the sum of data from the previously separate Transgender rows, tagged with ☹.

Q13b1: Physical and Mental Health Conditions at Exit

	Total Persons	Without Children	Adults in HH with Children & Adults	Children in HH with Children & Adults	With Children and Adults	With Only Children	Unknown Household Type
Mental Health Disorder	266	263	2	1		0	0
Alcohol Use Disorder	38	37	1	0		0	0
Drug Use Disorder	146	145	1	0		0	0
Both Alcohol Use and Drug Use Disorders	61	61	0	0		0	0
Chronic Health Condition	89	88	1	0		0	0
HIV/AIDS	15	15	0	0		0	0
Developmental Disability	42	42	0	0		0	0
Physical Disability	139	138	1	0		0	0

Ⓞ The "With Children and Adults" column is retired as of 10/1/2019 and replaced with the columns "Adults in HH with Children & Adults" and "Children in HH with Children & Adults".

Q13c1: Physical and Mental Health Conditions for Stayers

	Total Persons	Without Children	Adults in HH with Children & Adults	Children in HH with Children & Adults	With Children and Adults	With Only Children	Unknown Household Type
Mental Health Disorder	71	71	0	0		0	0
Alcohol Use Disorder	12	12	0	0		0	0
Drug Use Disorder	38	38	0	0		0	0
Both Alcohol Use and Drug Use Disorders	17	17	0	0		0	0
Chronic Health Condition	29	29	0	0		0	0
HIV/AIDS	2	2	0	0		0	0
Developmental Disability	9	9	0	0		0	0
Physical Disability	32	31	1	0		0	0

Ⓞ The "With Children and Adults" column is retired as of 10/1/2019 and replaced with the columns "Adults in HH with Children & Adults" and "Children in HH with Children & Adults".

Q14a: Domestic Violence History

	Total	Without Children	With Children and Adults	With Only Children	Unknown Household Type
Yes	95	92	3	0	0
No	990	987	3	0	0
Client Doesn't Know/Client Refused	0	0	0	0	0
Data Not Collected	0	0	0	0	0
Total	1085	1079	6	0	0

Q14b: Persons Fleeing Domestic Violence

	Total	Without Children	With Children and Adults	With Only Children	Unknown Household Type
Yes	34	32	2	0	0
No	61	60	1	0	0
Client Doesn't Know/Client Refused	0	0	0	0	0
Data Not Collected	0	0	0	0	0
Total	95	92	3	0	0

Q17: Cash Income - Sources

	Income at Start	Income at Latest Annual Assessment for Stayers	Income at Exit for Leavers
Earned Income	39	0	30
Unemployment Insurance	1	0	1
SSI	62	0	47
SSDI	36	0	32
VA Service-Connected Disability Compensation	2	0	2
VA Non-Service Connected Disability Pension	2	0	2
Private Disability Insurance	0	0	0
Worker's Compensation	0	0	0
TANF or Equivalent	3	0	2
General Assistance	9	0	8
Retirement (Social Security)	3	0	1
Pension from Former Job	3	0	2
Child Support	2	0	0
Alimony (Spousal Support)	0	0	0
Other Source	16	0	15
Adults with Income Information at Start and Annual Assessment/Exit	0	0	849

Q19b: Disabling Conditions and Income for Adults at Exit

	AC: Adult with Disabling Condition	AC: Adult without Disabling Condition	AC: Total Adults	AC: % with Disabling Condition by Source	AC: Adult with Disabling Condition	AC: Adult without Disabling Condition	AC: Total Adults	AC: % with Disabling Condition by Source	UK: Adult with Disabling Condition	UK: Adult without Disabling Condition	UK: Total Adults	UK: % with Disabling Condition by Source
Earned Income	12	17	29	41.38%	0	1	1	0%	0	0	0	0
Supplemental Security Income (SSI)	42	5	47	89.36%	0	0	0	0	0	0	0	0
Social Security Disability Insurance (SSDI)	30	2	32	93.75%	0	0	0	0	0	0	0	0
VA Service-Connected Disability Compensation	2	0	2	100.00%	0	0	0	0	0	0	0	0
Private Disability Insurance	0	0	0	0	0	0	0	0	0	0	0	0
Worker's Compensation	0	0	0	0	0	0	0	0	0	0	0	0
Temporary Assistance for Needy Families (TANF)	1	0	1	100.00%	0	1	1	0%	0	0	0	0
Retirement Income from Social Security	1	0	1	100.00%	0	0	0	0	0	0	0	0
Pension or retirement income from a former job	2	0	2	100.00%	0	0	0	0	0	0	0	0
Child Support	0	0	0	0	0	0	0	0	0	0	0	0
Other source	16	8	24	66.67%	2	0	2	100.00%	0	0	0	0
No Sources	323	390	713	45.30%	0	1	1	0%	0	0	0	0
Unduplicated Total Adults	422	422	844		2	3	5		0	0	0	

Numbers in *green italics* have been recalculated or weighted based on available totals.

Q20: Type of Non-Cash Benefit Sources

	Benefit at Start	Benefit at Latest Annual Assessment for Stayers	Benefit at Exit for Leavers
Supplemental Nutritional Assistance Program	416	0	325
WIC	0	0	0
TANF Child Care Services	0	0	0
TANF Transportation Services	0	0	0
Other TANF-Funded Services	0	0	0
Other Source	1	0	0

Q22d: Length of Participation by Household Type

	Total	Without Children	With Children and Adults	With Only Children	Unknown Household Type
7 days or less	354	353	1	0	0
8 to 14 days	134	127	7	0	0
15 to 21 days	71	71	0	0	0
22 to 30 days	67	64	3	0	0
31 to 60 days	125	123	2	0	0
61 to 90 days	78	78	0	0	0
91 to 180 days	135	133	2	0	0
181 to 365 days	104	98	6	0	0
366 to 730 days (1-2 Yrs)	29	28	1	0	0
731 to 1,095 days (2-3 Yrs)	3	2	0	1	0
1,096 to 1,460 days (3-4 Yrs)	2	2	0	0	0
1,461 to 1,825 days (4-5 Yrs)	0	0	0	0	0
More than 1,825 days (> 5 Yrs)	0	0	0	0	0
Data Not Collected	0	0	0	0	0
Total	1102	1079	22	1	0

Q22e: Length of Time Prior to Housing - based on 3,917 Date Homelessness Started

	Total	Without Children	With Children and Adults	With Only Children	Unknown Household Type
7 days or less	523	511	12	0	0
8 to 14 days	17	13	4	0	0
15 to 21 days	7	7	0	0	0
22 to 30 days	15	15	0	0	0
31 to 60 days	23	23	0	0	0
61 to 180 days	92	86	6	0	0
181 to 365 days	80	80	0	0	0
366 to 730 days (1-2 Yrs)	142	142	0	0	0
731 days or more	199	199	0	0	0
Total (persons moved into housing)	1098	1076	22	0	0
Not yet moved into housing	0	0	0	0	0
Data not collected	4	3	0	1	0
Total persons	1102	1079	22	1	0

Q24: Homelessness Prevention Housing Assessment at Exit

	Total	Without Children	With Children and Adults	With Only Children	Unknown Household Type
Able to maintain the housing they had at project start-Without a subsidy	0	0	0	0	0
Able to maintain the housing they had at project start-With the subsidy they had at project start	0	0	0	0	0
Able to maintain the housing they had at project start-With an on-going subsidy acquired since project start	0	0	0	0	0
Able to maintain the housing they had at project start-Only with financial assistance other than a subsidy	0	0	0	0	0
Moved to new housing unit-With on-going subsidy	0	0	0	0	0
Moved to new housing unit-Without an on-going subsidy	0	0	0	0	0
Moved in with family/friends on a temporary basis	0	0	0	0	0
Moved in with family/friends on a permanent basis	0	0	0	0	0
Moved to a transitional or temporary housing facility or program	0	0	0	0	0
Client became homeless - moving to a shelter or other place unfit for human habitation	0	0	0	0	0
Client went to jail/prison	0	0	0	0	0
Client died	0	0	0	0	0
Client doesn't know/Client refused	0	0	0	0	0



REPORT FOR CPD PROGRAM CDBG, HESG, HOME
 PGM YR 2022

Section 3 Total By Program	CDBG
Total Number of Activities	3
Total Labor Hours	0
Section 3 Worker Hours	0
Targeted Section 3 Worker Hours	0
Qualitative Efforts	
A Outreach efforts to generate job applicants who are Public Housing Targeted Workers	0
B Outreach efforts to generate job applicants who are Other Funding Targeted Workers	0
C Direct, on-the job training (including apprenticeships)	0
D Indirect training such as arranging for, contracting for, or paying tuition for, off-site training	0
E Technical assistance to help Section 3 workers compete for jobs (e.g., resume assistance, coaching)	0
F Outreach efforts to identify and secure bids from Section 3 business concerns	0
G Technical assistance to help Section 3 business concerns understand and bid on contracts	0
H Division of contracts into smaller jobs to facilitate participation by Section 3 business concerns	0
I Provided or connected residents with assistance in seeking employment including: drafting resumes, preparing for interviews, finding job opportunities, connecting residents to job placement services	0
J Held one or more job fairs	0
K Provided or connected residents with supportive services that can provide direct services or referrals	0
L Provided or connected residents with supportive services that provide one or more of the following: work readiness health screenings, interview clothing, uniforms, test fees, transportation	0
M Assisted residents with finding child care	0
N Assisted residents to apply for/or attend community college or a four year educational institution	0
O Assisted residents to apply for or attend vocational/technical training	0
P Assisted residents to obtain financial literacy training and/or coaching	0
Q Bonding assistance, guaranties, or other efforts to support viable bids from Section 3 business concerns	0
R Provided or connected residents with training on computer use or online technologies	0
S Promoting the use of a business registry designed to create opportunities for disadvantaged and small businesses	0
T Outreach, engagement, or referrals with the state one-stop system, as designed in Section 121(e)(2) of the Workforce Innovation and Opportunity Act	0
U Other	0



Section 3 Details By Program, Program Year & Activity

Program	Program Year	Field Office	Grantee	Activity ID	Activity Name	Qualitative Efforts - Other Effort Description	Total Labor Hours	S3 Worker Hours	S3W Benchmark Met (25%)	Targeted S3W Hours	Targeted S3W Benchmark Met (5%)	A	B	C	D	E	F	G	H	I	J	K	L	M	N	O	P	Q	R	S	T	U
CDBG	2022	LOS ANGELES	RIVERSIDE COUNTY	6717	1.126-22 - Good Hope Road Improvements		0	0	No	0	No																					
CDBG	2022	LOS ANGELES	RIVERSIDE COUNTY	6718	1.127-22 - Mead Valley Road Improvement		0	0	No	0	No																					
CDBG	2022	LOS ANGELES	RIVERSIDE COUNTY	6719	9.232-22 - Desert Rose Apartments Renovation Project Phase II		0	0	No	0	No																					
CDBG	2022	Total for 2022					0	0	0	0	0	0	0	0	0	0	0	0	0	0	0	0	0	0	0	0	0	0	0	0		
CDBG	Total						0	0	0	0	0	0	0	0	0	0	0	0	0	0	0	0	0	0	0	0	0	0	0			

Legend

- A** Outreach efforts to generate job applicants who are Public Housing Targeted Workers
- B** Outreach efforts to generate job applicants who are Other Funding Targeted Workers.
- C** Direct, on-the job training (including apprenticeships).
- D** Indirect training such as arranging for, contracting for, or paying tuition for, off-site training.
- E** Technical assistance to help Section 3 workers compete for jobs (e.g., resume assistance, coaching).
- F** Outreach efforts to identify and secure bids from Section 3 business concerns.
- G** Technical assistance to help Section 3 business concerns understand and bid on contracts.
- H** Division of contracts into smaller jobs to facilitate participation by Section 3 business concerns.
- I** Provided or connected residents with assistance in seeking employment including: drafting resumes,preparing for interviews, finding job opportunities, connecting residents to job placement services.
- J** Held one or more job fairs.
- K** Provided or connected residents with supportive services that can provide direct services or referrals.
- L** Provided or connected residents with supportive services that provide one or more of the following: work readiness health screenings, interview clothing, uniforms, test fees, transportation.
- M** Assisted residents with finding child care.
- N** Assisted residents to apply for/or attend community college or a four year educational institution.
- O** Assisted residents to apply for or attend vocational/technical training.
- P** Assisted residents to obtain financial literacy training and/or coaching.
- Q** Bonding assistance, guaranties, or other efforts to support viable bids from Section 3 business concerns.
- R** Provided or connected residents with training on computer use or online technologies.
- S** Promoting the use of a business registry designed to create opportunities for disadvantaged and small businesses.
- T** Outreach, engagement, or referrals with the state one-stop system, as designed in Section 121(e)(2) of the Workforce Innovation and Opportunity Act.
- U** Other