

**SUBMITTAL TO THE BOARD OF SUPERVISORS  
COUNTY OF RIVERSIDE, STATE OF CALIFORNIA**



**ITEM: 2.15  
(ID # 24234)**

**MEETING DATE:**  
Tuesday, March 05, 2024


**FROM :** TREASURER-TAX COLLECTOR:

**SUBJECT:** TREASURER-TAX COLLECTOR: Receive and File the Treasurer's Monthly Disclosure Report on Investments dated January, 2024, All Districts. [\$0]

**RECOMMENDED MOTION:** That the Board of Supervisors:

1. Receives and files the 'Monthly Disclosure Report on Investments dated January, 2024.

**ACTION:Consent**


  
Matthew Jennings, Treasurer-Tax Collector 2/21/2024

---

**MINUTES OF THE BOARD OF SUPERVISORS**

On motion of Supervisor Perez, seconded by Supervisor Spiegel and duly carried by unanimous vote, IT WAS ORDERED that the above matter is received and filed as recommended.

Ayes: Jeffries, Spiegel, Washington, Perez and Gutierrez  
Nays: None  
Absent: None  
Date: March 5, 2024  
xc: Tax Collector

Kimberly A. Rector  
Clerk of the Board  
By:   
Deputy

**SUBMITTAL TO THE BOARD OF SUPERVISORS COUNTY OF RIVERSIDE,  
STATE OF CALIFORNIA**

<b>FINANCIAL DATA</b>	<b>Current Fiscal Year:</b>	<b>Next Fiscal Year:</b>	<b>Total Cost:</b>	<b>Ongoing Cost</b>
COST	\$ 0	\$ 0	\$ 0	\$ 0
NET COUNTY COST	\$ 0	\$ 0	\$ 0	\$ 0
<b>SOURCE OF FUNDS: NA</b>			<b>Budget Adjustment:</b>	No
			<b>For Fiscal Year:</b>	2023-2024

**C.E.O. RECOMMENDATION:** Approve

**BACKGROUND:**

**Summary**

The County Treasurer -Tax Collector is submitting the above noted report to the County Board of Supervisors in keeping with Section 53607 of the California Government Code, which requires a quarterly report on the status of investments. The practice has been to provide the Board with a monthly report. The report gives various statistics on the portfolio as to overall composition, liquidity, credit quality on the various securities and provides several trends on earning performance, average weighted maturity, and the portfolio's 'paper loss or gain'.

# COUNTY OF RIVERSIDE

## TREASURER-TAX COLLECTOR'S

### MANAGED BY

**Matt Jennings**  
Treasurer-Tax Collector

Giovane Pizano  
Assistant Treasurer


John Byerly  
Chief Investment Officer

Steve Faeth  
Senior Investment Officer

Isela Licea  
Investment Officer

COUNTY ADMINISTRATIVE CENTER  
4080 LEMON STREET,  
4TH FLOOR,  
RIVERSIDE, CA 92502-2205

[WWW.COUNTYTREASURER.ORG](http://WWW.COUNTYTREASURER.ORG)



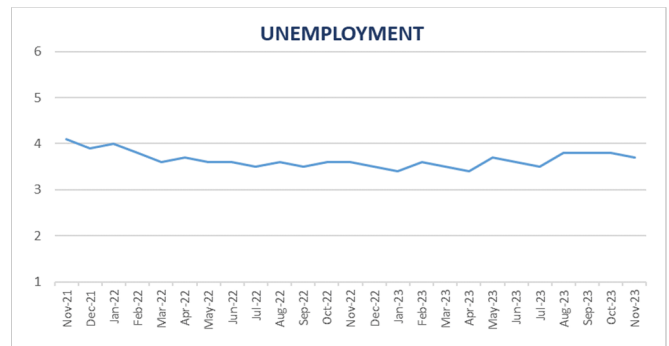
**TREASURER-TAX COLLECTOR'S  
POOLED INVESTMENT FUND**

## JANUARY 2024 REPORT

# U.S. Economy Moderating but Still Healthy

January 2024 saw mixed, but mostly healthy signals from the United States economy. Economic data continued to support the view that tighter monetary policy is placing unequal pressure across economic sectors. Interest rate sensitive segments remain under disproportionate strain, while the labor market appears to be moderating more slowly. The month's nonfarm payroll release showed 216,000 jobs created, beating the expectations of 175,000.

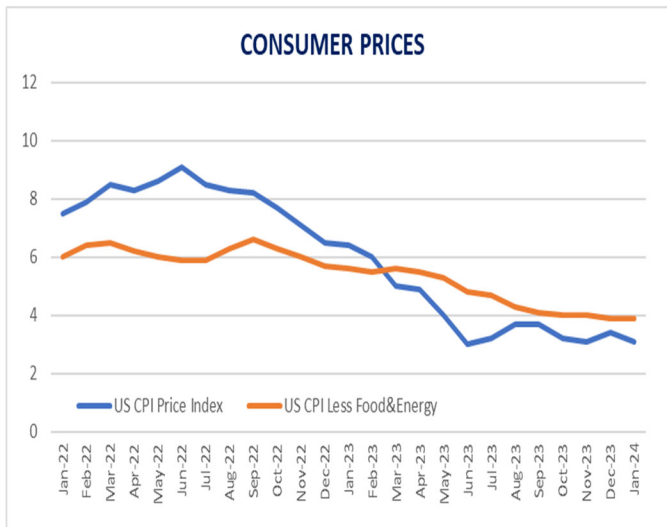
The largest shifts in Riverside area employment included Construction (+8.7%), Government (+4.7%), Education and Health Services (+4.6%), Financial Activities (-5.5%), and Information (-3.9%). The overall unemployment rate remained unchanged at 3.7%, while average hourly earnings ticked up a bit faster than expected at 0.4% month over month. This nuance suggests that the labor market may still be putting upside pressure on inflation.



Construction spending rose 0.4% in late 2023, continuing an 11-month string of increases. Residential construction focused mostly on single family homes, reflecting the relative attractiveness of new construction amid scarce supply and rising prices in the resale market. Multi family spending has lost considerable momentum over the past few months as builders think twice about starting new projects amid growing vacancy rates.

In interest-rate markets, the Federal Reserve left the Federal Funds Rate unchanged at its January 31<sup>st</sup> meeting. The rate has remained at a range of 5.25% - 5.50% since late July 2023. Most bond market participants are of the opinion that the Fed will not raise the Fed Funds rate again at the next meeting in March. Instead, the debate has centered around when the Fed will begin to cut the Fed Funds Rate, beginning a decline in earnings on portfolios like the Treasurer's Pooled Investment Fund that benefit from the higher rates.

The 2-year Treasury note yield began the month at 4.33% and ended at 4.21%. The 5-year Treasury note yield began the month at 3.92% and ended at 3.83%. Stocks rose in January, with the Dow Jones Industrial Average starting at 37,700 and ending at 38,150.



Matt Jennings

Treasurer-Tax Collector

# Treasurer Tax-Collector Statement



## PORTFOLIO SUMMARY

Month End Values \$ are

Expressed in 000,000	Jan-24	Jul-23	Jan-23
Principal Value	14,580.11	13,117.15	13,032.62
Market Value*	14,485.18	12,887.89	12,795.38
Book Value*	14,636.77	13,177.60	13,063.40
Unrealized Gain/Loss*	-151.59	-289.71	-268.02
Paper Gain or Loss %	-1.036%	-2.199%	-2.052%
Yield	4.26	3.86	3.15
WAM (Yrs)	1.27	1.35	1.34

\* Market values do not include accrued interest.

\* Book Value is amount paid changed by amortization. Accretion, adjustments, write downs

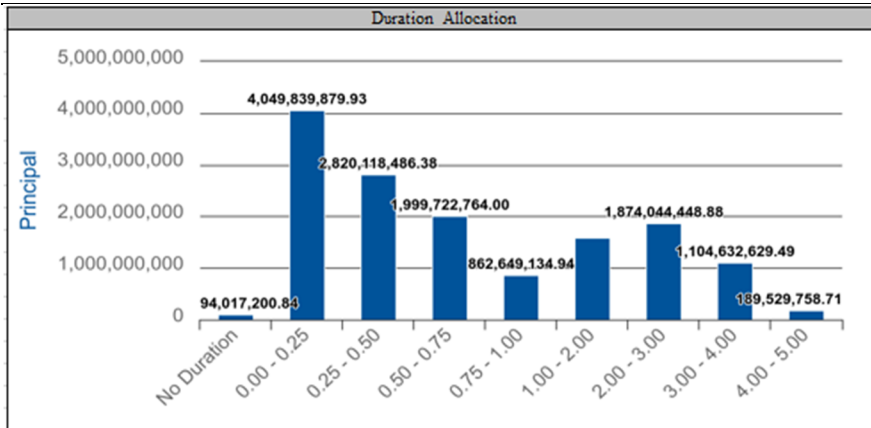
\* Unrealized Gain/Loss is Market Value - Book Value

The Treasurer's Pooled Investment Fund is comprised of contributions from the county, schools, special districts, and other discretionary depositors throughout the County of Riverside. The primary objective of the Treasurer shall be to **safeguard the principal** of the funds under the Treasurer's control, meet the **liquidity needs** of the depositor, and to maximize a **return on the funds** within the given parameters.

The Treasurer-Tax Collector and the Capital Markets team are committed to maintaining the highest credit ratings. The Treasurer's Pooled Investment Fund is currently rated **Aaa-bf** by **Moody's Investor Service** and **AAAf/S1** by **Fitch Ratings**, two of the nation's most trusted bond credit rating services.

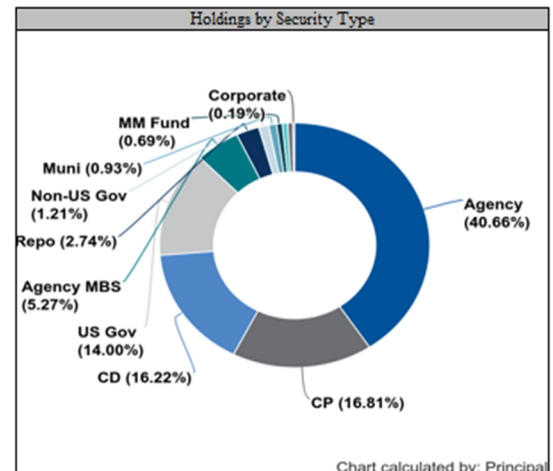
Since its inception, the Treasurer's Pooled Investment Fund has been in **full compliance** with the Treasurer's Statement of Investment Policy, which is more restrictive than California Government Code 53646.

# TPIF STATS



Rating	Moody's Rating	Market Value	S&P Rating
AAA	Aaa	464,501,606.91	AAA
AA+	Aaa	7,102,705,118.49	AA+
AA	Aa2	49,843,251.90	AA+
AA-	Aa2	9,482,373.00	AA-
NA	NA	542,167,028.84	NA
A-1+	P-1	4,923,022,350.13	AAA
A-1	P-1	1,403,452,400.04	A-1

Security Type	Categoays to Final Maturity	Par Value	Market Price	Yield	Principal
Corporate	909	29,244,000.00	97.4903	4.502	28,413,009.52
Agency CMO	467	92,660,857.92	97.8888	5.068	90,334,934.74
Mutual Fund	---	93,213,169.12	1.0086	4.880	94,017,200.84
MM Fund	0	100,000,000.00	1.0000	5.267	100,000,000.00
Muni	528	134,420,000.00	97.8786	2.056	135,354,965.00
Non-US Gov	382	178,895,000.00	97.3792	2.460	177,188,438.14
Repo	1	400,000,000.00	100.0000	5.330	400,000,000.00
Agency MBS	1292	784,865,605.72	97.9137	4.474	768,610,038.13
US Gov	425	2,065,000,000.00	97.7024	3.544	2,040,872,805.48
CD	159	2,365,000,000.00	100.0005	5.532	2,365,013,791.91
CP	69	2,496,780,000.00	99.1100	5.482	2,451,427,467.78
Agency	691	5,969,144,458.33	97.8459	3.457	5,928,886,301.42
<b>Total</b>	<b>463</b>	<b>14,709,223,091.09</b>	<b>97.1711</b>	<b>4.260</b>	<b>14,580,118,952.97</b>



# PORTFOLIO CASHFLOWS

Month	Monthly Receipts	Monthly Disbursements	Difference	Required Maturesd Investments	Balance	Actual Investments Maturing	Available to Invest > 1 Year
02/2024					80.05		
02/2024	1,600.00	2,200.00	(600.00)	519.95	0.00	1,581.21	
03/2024	2,600.00	1,900.00	700.00		700.00	688.53	
04/2024	3,131.00	2,100.00	1,031.00		1,731.00	325.13	
05/2024	2,300.00	3,075.25	(775.25)		955.75	1,702.57	
06/2024	2,100.00	2,300.00	(200.00)		755.75	884.50	
07/2024	1,200.00	2,300.00	(1,100.00)	344.25	0.00	507.39	
08/2024	1,700.00	2,000.00	(300.00)	300.00	0.00	535.77	
09/2024	2,300.00	1,900.00	400.00		400.00	846.82	
10/2024	2,691.73	3,100.00	(408.27)	8.27	0.00	698.51	
11/2024	2,200.00	2,050.00	150.00		150.00	493.80	
12/2024	3,082.00	1,933.00	1,149.00		1,299.00	361.05	
01/2025	1,905.00	3,521.06	(1,616.06)	317.06	0.00	257.39	
<b>TOTALS</b>	<b>26,809.73</b>	<b>28,379.31</b>	<b>(1,569.58)</b>	<b>1,489.53</b>	<b>6,071.55</b>	<b>8,882.67</b>	<b>13,219.67</b>
				<b>10.13%</b>		<b>60.39%</b>	<b>89.87%</b>

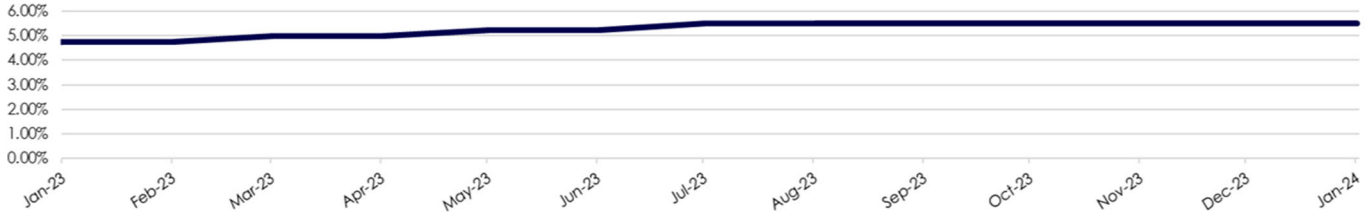
\*Values listed in Cash Flow table are in millions

# FIXED INCOME MARKETS

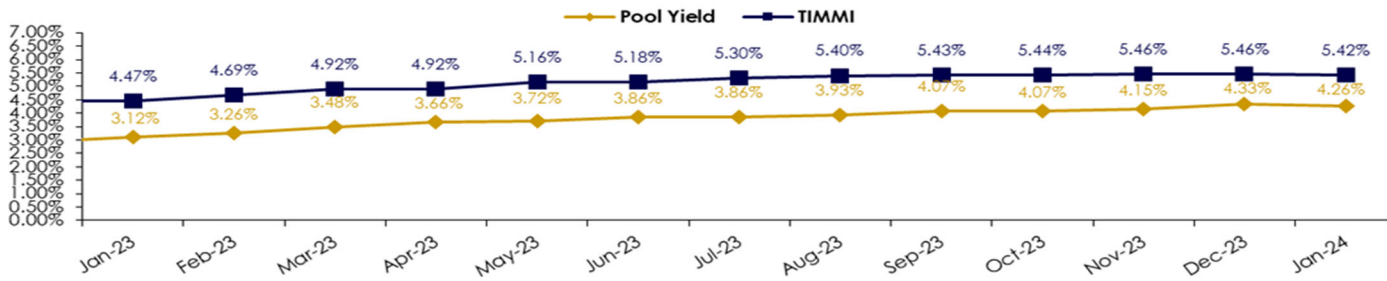
## FED FUNDS UPPER LIMIT RATE

Fed Fund Rate: 5.25% to 5.50%

Next FOMC Scheduled Meeting: 03/20/2024



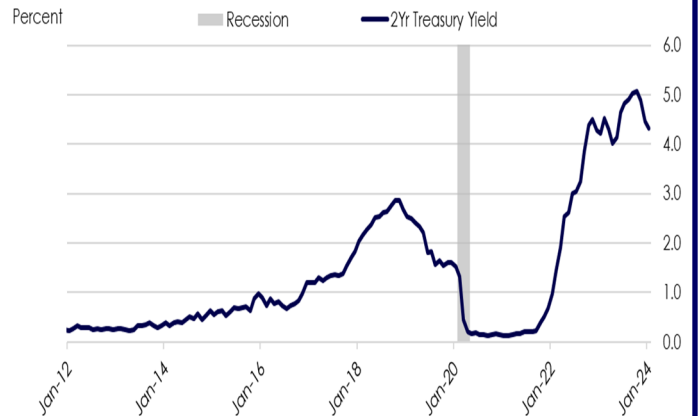
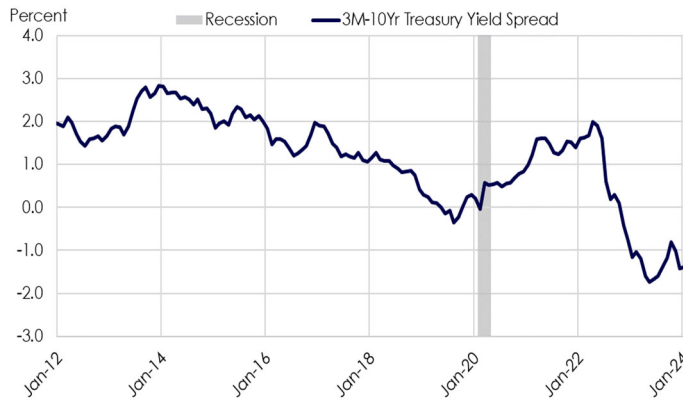
## TIMMI



The Treasurer's Institutional Money Market Index (TIMMI) is a composite index of four AAA rated prime institutional money market funds.

Their average yield is compared to the yield of the Treasurer's Pooled Investment Fund in the above graph.

## US Treasury Market



US Treasury Yield Curve	3 Mo	6 Mo	1 Yr	2 Yr	3 Yr	5 Yr	10 Yr	30 Yr
01/31/2024 - 01/02/2024	-0.04	-0.06	-0.07	-0.06	-0.04	-0.02	0.04	0.14
01/31/2024	5.42	5.18	4.73	4.27	4.05	3.91	3.99	4.22
01/02/2024	5.46	5.24	4.80	4.33	4.09	3.93	3.95	4.08

# Compliance Status: Full Compliance

The Treasurer's Pooled Investment Fund was in full compliance with the County of Riverside's Treasurer's Statement of Investment Policy. The County's Statement of Investment Policy is more restrictive than California Government Code 53646. The County's Investment Policy is reviewed annually by the County of Riverside's Oversight Committee and approved by the Board of Supervisors.

Investment Category	GOVERNMENT CODE			COUNTY INVESTMENT POLICY			Actual % of Boon Value
	Maximum Maturity	Authorized % Limit	S&P/ Moody's	Maximum Maturity	Authorized % Limit	S&P/ Moody's	
<b>MUNICIPAL BONDS (MUNI)</b>	5 YEARS	NO LIMIT	NA	5 YEARS	15%	AA-/Aa3/AA-	<b>0.92%</b>
<b>U.S. TREASURIES</b>	5 YEARS	NO LIMIT	NA	5 YEARS	100%	NA	<b>14.01%</b>
<b>LOCAL AGENCY OBLIGATIONS (LAO)</b>	5 YEARS	NO LIMIT	NA	3 YEARS	2.50%	INVESTMENT GRADE	<b>0.00%</b>
<b>FEDERAL AGENCIES</b>	5 YEARS	NO LIMIT	AAA	5 YEARS	100%	NA	<b>46.53%</b>
<b>COMMERCIAL PAPER (CP)</b>	270 DAYS	40%	A1/P1	270 DAYS	40%	A1/P1/F1	<b>16.91%</b>
<b>NEGOTIABLE CERTIFICATE OF DEPOSITS &amp; COLLATERALIZED TIME DEPOSITS (NCD &amp; TCD)</b>	5 YEARS	30%	NA	2 YEAR	20%	A1/P1/F1	<b>16.16%</b>
<b>INT'L BANK FOR RECONSTRUCTION AND DEVELOPMENT, INT'L FINANCE CORPORATION, AND INTER-AMERICAN DEVELOPMENT BANK</b>	NA	NA	NA	5 YEARS	20%	AA/Aa/AA	<b>1.21%</b>
<b>REPURCHASE AGREEMENTS (REPO)</b>	1 YEARS	NO LIMIT	NA	45 DAYS	40% max, 25% in term repo over 7 days	NA	<b>0.0%</b>
<b>REVERSE REPOS</b>	92 DAYS	20%	NA	60 DAYS	10%	NA	<b>0.00%</b>
<b>MEDIUM TERM NOTES (MTNO) CORPORATE NOTES</b>	5 YEARS	30%	A	4 YEARS	20%	A/A2/A	<b>0.19%</b>
<b>CALTRUST SHORT TERM FUND</b>	NA	NA	NA	DAILY LIQUIDITY	1.00%	NA	<b>0.59%</b>
<b>MONEY MARKET MUTUAL FUNDS (MMF)</b>	60 DAYS <sup>(1)</sup>	20%	AAA/Aaa <sup>(2)</sup>	DAILY LIQUIDITY	20%	AAA by 2 Of 3 RATINGS AGC.	<b>.68%</b>
<b>LOCAL AGENCY INVESTMENT FUND (LAIF)</b>	NA	NA	NA	DAILY LIQUIDITY	Max \$50 million	NA	<b>0.00%</b>
<b>CASH/DEPOSIT ACCOUNT</b>	NA	NA	NA	NA	NA	NA	<b>0.00%</b>



Agency  
AGCY BOND

Cusip	Description	Yield	Market Price	Final Maturity	Par Value	Market Value	Book Value	Net Unrealized Gain/Loss
3130AURR7	FEDERAL HOME LOAN BANKS	5.101	99.9978	02/02/2024	25,755,000.00	25,754,435.39	25,754,760.01	(326.62)
3130AUMZ9	FEDERAL HOME LOAN BANKS	5.100	99.9750	02/21/2024	50,000,000.00	49,987,500.00	50,000,000.00	(12,500.00)
3135GASAS	FEDERAL NATIONAL MORTGAGE ASSOCIATION	5.350	99.6902	02/23/2024	20,000,000.00	19,938,040.00	20,000,000.00	(61,960.00)
3130AVLM2	FEDERAL HOME LOAN BANKS	5.058	99.9676	02/27/2024	50,000,000.00	49,983,800.00	50,000,000.00	(16,200.00)
3133ELN9	FEDERAL FARM CREDIT BANKS FUNDING CORP	1.542	99.7171	02/28/2024	5,000,000.00	4,985,855.00	5,000,000.00	(14,145.00)
3136G4Z97	FEDERAL NATIONAL MORTGAGE ASSOCIATION	0.375	99.6219	02/28/2024	10,000,000.00	9,962,190.00	10,000,000.00	(37,810.00)
3130ARHG9	FEDERAL HOME LOAN BANKS	2.180	99.7496	02/28/2024	7,000,000.00	6,992,472.00	6,999,694.38	(17,222.38)
3133EPCB9	FEDERAL FARM CREDIT BANKS FUNDING CORP	5.116	99.9685	02/28/2024	25,000,000.00	24,992,125.00	24,999,648.63	(7,523.63)
3130AVAJ1	FEDERAL HOME LOAN BANKS	5.337	99.9717	03/06/2024	50,000,000.00	49,985,850.00	49,996,098.36	(10,248.36)
3130AWEH9	FEDERAL HOME LOAN BANKS	5.312	99.9752	03/08/2024	10,000,000.00	9,997,520.00	10,000,000.00	(2,480.00)
3133ENRR3	FEDERAL FARM CREDIT BANKS FUNDING CORP	1.764	99.5435	03/14/2024	20,000,000.00	19,908,700.00	19,996,874.42	(88,174.42)
3133EMTW2	FEDERAL FARM CREDIT BANKS FUNDING CORP	0.307	99.3331	03/18/2024	25,000,000.00	24,833,275.00	24,999,774.84	(166,499.84)
3130AKKF2	FEDERAL HOME LOAN BANKS	0.279	99.2115	03/28/2024	15,000,000.00	14,881,725.00	14,999,786.95	(118,061.95)
3130AKKF2	FEDERAL HOME LOAN BANKS	0.270	99.2115	03/28/2024	10,000,000.00	9,921,150.00	10,000,000.00	(78,850.00)
3130AKKF2	FEDERAL HOME LOAN BANKS	0.270	99.2115	03/28/2024	15,000,000.00	14,881,725.00	15,000,000.00	(118,275.00)
3136G43W1	FEDERAL NATIONAL MORTGAGE ASSOCIATION	0.320	99.1940	03/28/2024	10,000,000.00	9,919,400.00	10,000,000.00	(80,600.00)
3130ARF55	FEDERAL HOME LOAN BANKS	2.000	99.4528	03/28/2024	10,000,000.00	9,945,280.00	10,000,000.00	(54,720.00)
3130AVFY3	FEDERAL HOME LOAN BANKS	5.150	99.9381	03/28/2024	50,000,000.00	49,969,050.00	50,000,000.00	(30,950.00)
3130AVBR2	FEDERAL HOME LOAN BANKS	5.514	100.0119	04/01/2024	18,404,255.32	18,406,445.43	18,404,255.32	2,190.11
3133EMVD1	FEDERAL FARM CREDIT BANKS FUNDING CORP	0.330	99.1157	04/05/2024	10,000,000.00	9,911,570.00	10,000,000.00	(88,430.00)
3130ALTJ3	FEDERAL HOME LOAN BANKS	0.375	99.0678	04/08/2024	10,000,000.00	9,906,780.00	10,000,000.00	(93,220.00)
3130AVKY7	FEDERAL HOME LOAN BANKS	5.000	99.9029	04/10/2024	15,000,000.00	14,985,435.00	15,000,000.00	(14,565.00)
3135GAGD7	FEDERAL NATIONAL MORTGAGE ASSOCIATION	5.100	99.9206	04/11/2024	15,000,000.00	14,988,090.00	15,000,000.00	(11,910.00)
3133ENUS7	FEDERAL FARM CREDIT BANKS FUNDING CORP	2.721	99.4057	04/18/2024	10,520,000.00	10,457,479.64	10,516,970.76	(59,491.12)
3133ENUS7	FEDERAL FARM CREDIT BANKS FUNDING CORP	2.580	99.4057	04/18/2024	10,000,000.00	9,940,570.00	10,000,000.00	(59,430.00)
3135GAGQ8	FEDERAL NATIONAL MORTGAGE ASSOCIATION	5.050	99.9024	04/19/2024	15,000,000.00	14,985,360.00	15,000,000.00	(14,640.00)
3130AVPN6	FEDERAL HOME LOAN BANKS	5.120	99.9182	04/26/2024	10,000,000.00	9,991,820.00	10,000,000.00	(8,180.00)
3134GVAL0	FEDERAL HOME LOAN MORTGAGE CORP	0.500	98.8166	04/29/2024	15,000,000.00	14,822,490.00	15,000,000.00	(177,510.00)
3130AWBC3	FEDERAL HOME LOAN BANKS	5.210	99.9581	05/01/2024	50,000,000.00	49,979,050.00	50,000,000.00	(20,950.00)
3135GAP25	FEDERAL NATIONAL MORTGAGE ASSOCIATION	0.356	98.7438	05/03/2024	3,500,000.00	3,456,033.00	3,499,949.28	(43,916.28)
3130AVKR2	FEDERAL HOME LOAN BANKS	5.174	99.9295	05/03/2024	15,000,000.00	14,989,425.00	15,000,000.00	(10,575.00)
3130AVMG4	FEDERAL HOME LOAN BANKS	5.284	99.9513	05/06/2024	50,000,000.00	49,975,650.00	50,000,000.00	(24,350.00)
3130AW3N8	FEDERAL HOME LOAN BANKS	4.751	99.8310	05/08/2024	15,000,000.00	14,974,650.00	15,000,000.00	(25,350.00)
3130AVM74	FEDERAL HOME LOAN BANKS	4.383	99.7163	05/15/2024	15,000,000.00	14,957,445.00	15,000,000.00	(42,555.00)
3130AVM90	FEDERAL HOME LOAN BANKS	4.388	99.6938	05/15/2024	15,000,000.00	14,954,070.00	14,996,498.75	(42,428.75)
3130AVZU9	FEDERAL HOME LOAN BANKS	4.750	99.8204	05/15/2024	8,000,000.00	7,955,422.00	8,000,000.00	(14,368.00)
3135GAC3C	FEDERAL NATIONAL MORTGAGE ASSOCIATION	0.350	98.5676	05/17/2024	10,000,000.00	9,856,760.00	10,000,000.00	(143,240.00)
3135GAC3C	FEDERAL NATIONAL MORTGAGE ASSOCIATION	0.350	98.5676	05/17/2024	10,000,000.00	9,856,760.00	10,000,000.00	(143,240.00)
3130AVKS0	FEDERAL HOME LOAN BANKS	5.204	99.9322	05/17/2024	15,000,000.00	14,989,830.00	15,000,000.00	(10,170.00)
3130AVKU5	FEDERAL HOME LOAN BANKS	5.104	99.9189	05/17/2024	15,000,000.00	14,987,835.00	15,000,000.00	(12,165.00)
3130AVR46	FEDERAL HOME LOAN BANKS	5.304	99.9490	05/17/2024	25,000,000.00	24,987,250.00	25,000,000.00	(12,750.00)
3130AVLK6	FEDERAL HOME LOAN BANKS	5.054	99.8915	05/21/2024	50,000,000.00	49,945,750.00	50,000,000.00	(54,250.00)
3134GXCF9	FEDERAL HOME LOAN MORTGAGE CORP	0.400	98.4932	05/24/2024	10,000,000.00	9,849,320.00	10,000,000.00	(150,680.00)
3134GXCF9	FEDERAL HOME LOAN MORTGAGE CORP	0.400	98.4932	05/24/2024	10,000,000.00	9,849,320.00	10,000,000.00	(150,680.00)
3130AW2G4	FEDERAL HOME LOAN BANKS	5.260	99.9391	05/24/2024	25,000,000.00	24,984,775.00	25,000,000.00	(15,225.00)
3134GVYX0	FEDERAL HOME LOAN MORTGAGE CORP	0.500	98.4046	06/03/2024	10,000,000.00	9,840,460.00	10,000,000.00	(159,540.00)
3130AVYU2	FEDERAL HOME LOAN BANKS	5.464	99.4057	06/12/2024	25,000,000.00	24,991,570.00	25,000,000.00	(8,025.00)
3130AXZW6	FEDERAL HOME LOAN BANKS	5.462	100.0487	06/14/2024	15,000,000.00	15,007,305.00	15,000,000.00	7,305.00
3133ENYX2	FEDERAL FARM CREDIT BANKS FUNDING CORP	3.439	99.2411	06/17/2024	10,000,000.00	9,924,110.00	9,993,196.85	(69,086.85)
3134GXVS0	FEDERAL HOME LOAN MORTGAGE CORP	2.900	99.0923	06/21/2024	10,000,000.00	9,909,230.00	10,000,000.00	(90,770.00)
3130AWDA5	FEDERAL HOME LOAN BANKS	5.450	99.9917	06/21/2024	1,666,666.67	1,666,666.67	1,666,666.67	(138.33)
3134GWR32	FEDERAL HOME LOAN MORTGAGE CORP	0.410	98.1080	06/24/2024	10,000,000.00	9,810,800.00	10,000,000.00	(189,200.00)
3130AKLB0	FEDERAL HOME LOAN BANKS	0.260	97.9976	06/28/2024	10,000,000.00	7,999,760.00	10,000,000.00	(200,240.00)
3130AKLB0	FEDERAL HOME LOAN BANKS	0.260	97.9976	06/28/2024	15,000,000.00	14,699,640.00	15,000,000.00	(300,360.00)
3130AQ6U2	FEDERAL HOME LOAN BANKS	1.000	98.2920	06/28/2024	25,000,000.00	24,573,000.00	25,000,000.00	(427,000.00)
3130ASDS5	FEDERAL HOME LOAN BANKS	5.356	98.9921	06/28/2024	50,000,000.00	49,496,050.00	49,492,962.96	(3,087.04)
3134GV3A4	FEDERAL HOME LOAN MORTGAGE CORP	0.500	98.1003	07/01/2024	5,000,000.00	4,905,015.00	5,000,000.00	(94,985.00)
3133R4E2Z	FEDERAL HOME LOAN BANKS	5.464	97.7637	07/01/2024	10,000,000.00	9,776,370.00	9,776,370.00	(22,630.00)
3133R4E2Z	FEDERAL HOME LOAN BANKS	5.464	97.7637	07/01/2024	10,000,000.00	9,776,370.00	9,770,888.89	(5,481.11)
3134GV5R5	FEDERAL HOME LOAN MORTGAGE CORP	0.570	97.9151	07/15/2024	5,000,000.00	4,895,755.00	5,000,000.00	(104,245.00)
3134GYFM9	FEDERAL HOME LOAN MORTGAGE CORP	0.500	99.8493	08/01/2024	15,000,000.00	14,977,395.00	15,000,000.00	(22,605.00)
3136G4J38	FEDERAL NATIONAL MORTGAGE ASSOCIATION	0.410	97.5100	08/12/2024	15,000,000.00	14,626,500.00	15,000,000.00	(373,500.00)
3130AXCK2	FEDERAL HOME LOAN BANKS	5.507	100.1927	08/12/2024	50,000,000.00	50,096,350.00	50,000,000.00	96,350.00
3133EL40	FEDERAL FARM CREDIT BANKS FUNDING CORP	2.882	97.4653	08/19/2024	10,000,000.00	9,746,530.00	9,873,223.53	(126,693.53)
3136G4P31	FEDERAL NATIONAL MORTGAGE ASSOCIATION	0.450	97.4546	08/19/2024	3,701,000.00	3,606,794.75	3,701,000.00	(94,205.25)
3135GA4R9	FEDERAL NATIONAL MORTGAGE ASSOCIATION	0.420	97.4349	08/23/2024	15,000,000.00	14,615,235.00	15,000,000.00	(384,765.00)
3133EL589	FEDERAL FARM CREDIT BANKS FUNDING CORP	2.905	97.3135	09/03/2024	10,000,000.00	9,731,350.00	9,863,245.09	(131,895.09)
3130AYEE2	FEDERAL HOME LOAN BANKS	5.082	100.0181	09/09/2024	10,000,000.00	10,001,810.00	9,995,833.61	5,976.39
3133EQA7	FEDERAL FARM CREDIT BANKS FUNDING CORP	1.693	98.2839	09/10/2024	2,064,000.00	2,028,579.70	2,068,699.56	(40,119.87)
3134GW8K5	FEDERAL HOME LOAN MORTGAGE CORP	0.450	97.2150	09/10/2024	10,000,000.00	9,721,500.00	10,000,000.00	(278,500.00)
3134GWL79	FEDERAL HOME LOAN MORTGAGE CORP	0.400	97.8185	09/10/2024	10,000,000.00	9,718,550.00	10,000,000.00	(281,450.00)
3134GWL79	FEDERAL HOME LOAN MORTGAGE CORP	0.400	97.1855	09/10/2024	10,000,000.00	9,718,550.00	10,000,000.00	(281,450.00)
3134GWN44	FEDERAL HOME LOAN MORTGAGE CORP	0.450	97.2042	09/11/2024	10,000,000.00	9,720,420.00	10,000,000.00	(279,580.00)
3130ATVD6	FEDERAL HOME LOAN BANKS	5.479	99.9345	09/13/2024	46,405,000.00	46,374,604.73	46,237,426.39	(137,378.34)
3136G4H44	FEDERAL NATIONAL MORTGAGE ASSOCIATION	0.400	97.2239	09/16/2024	10,000,000.00	9,722,390.00	10,000,000.00	(277,610.00)
3133EKP75	FEDERAL FARM CREDIT BANKS FUNDING CORP	1.671	97.9432	09/17/2024	6,128,000.00	6,001,959.30	6,125,364.90	(123,404.79)
3130AXE38	FEDERAL HOME LOAN BANKS	5.533	100.3313	09/20/2024	35,000,000.00	35,115,955.00	34,993,099.15	122,855.85
3134GXVM3	FEDERAL HOME LOAN MORTGAGE CORP	3.001	98.6732	09/23/2024	15,000,000.00	14,800,980.00	15,000,000.00	(199,020.00)
3130ANX38	FEDERAL HOME LOAN BANKS	0.500	97.0693	09/27/2024	10,000,000.00	9,706,930.00	10,000,000.00	(293,070.00)
3130ALTHT	FEDERAL HOME LOAN BANKS	5.163	99.9077	09/27/2024	25,000,000.00	24,260,375.00	25,000,000.00	(739,625.00)
3130APBH7	FEDERAL HOME LOAN BANKS	0.590	97.0823	09/30/2024	20,000,000.00	19,416,460.00	19,997,350.37	(580,890.37)
3133EPPB5	FEDERAL FARM CREDIT BANKS FUNDING CORP	5.362	100.4092	10/10/2024	25,553,000.00	25,552,628.88	25,575,072.01	(82,490.87)
3130AXL71	FEDERAL HOME LOAN BANKS	5.451	100.4119	10/11/2024	55,000,000.00	55,226,545.00	55,018,184.38	208,360.63

3133EPT39	FEDERAL FARM CREDIT BANKS FUNDING CORP	5.217	99.9469	04/03/2025	20,000,000.00	19,989,380.00	20,000,000.00	(10,620.00)
3130ALWL4	FEDERAL HOME LOAN BANKS	0.720	95.5344	04/08/2025	15,000,000.00	14,330,160.00	15,000,000.00	(669,840.00)
3130ALDX9	FEDERAL HOME LOAN BANKS	0.500	94.8432	05/23/2025	14,750,000.00	13,989,372.00	14,750,000.00	(760,628.00)
3134GVRV2	FEDERAL HOME LOAN MORTGAGE CORP	0.750	95.1246	05/27/2025	10,000,000.00	9,512,460.00	10,000,000.00	(487,540.00)
3134GVWM6	FEDERAL HOME LOAN MORTGAGE CORP	0.730	95.0914	05/28/2025	5,000,000.00	4,754,590.00	5,000,000.00	(245,410.00)
3134GVWM6	FEDERAL HOME LOAN MORTGAGE CORP	0.730	95.0914	05/28/2025	10,000,000.00	9,509,140.00	10,000,000.00	(490,860.00)
3134GVVB31	FEDERAL HOME LOAN MORTGAGE CORP	0.760	95.1168	05/28/2025	15,000,000.00	14,267,520.00	14,998,012.34	(730,492.34)
3130ARS6	FEDERAL HOME LOAN BANKS	2.900	97.7713	05/29/2025	10,000,000.00	9,777,130.00	10,000,000.00	(222,870.00)
3134GEV95	FEDERAL HOME LOAN MORTGAGE CORP	0.650	94.9591	06/09/2025	15,000,000.00	14,243,865.00	15,000,000.00	(756,135.00)
3133ELH80	FEDERAL FARM CREDIT BANKS FUNDING CORP	0.680	94.9224	06/10/2025	5,025,000.00	4,769,850.60	5,025,000.00	(255,149.40)
3134GWP91	FEDERAL HOME LOAN MORTGAGE CORP	0.500	94.6385	06/16/2025	5,000,000.00	4,731,925.00	5,000,000.00	(268,075.00)
3130ALHZ0	FEDERAL HOME LOAN BANKS	0.530	94.6613	06/18/2025	10,000,000.00	9,466,130.00	10,000,000.00	(533,870.00)
3135GAZ4	FEDERAL NATIONAL MORTGAGE ASSOCIATION	0.500	94.5704	06/24/2025	10,000,000.00	9,457,040.00	10,000,000.00	(542,960.00)
3134GXYR9	FEDERAL HOME LOAN MORTGAGE CORP	3.560	98.3796	06/27/2025	10,000,000.00	9,837,960.00	10,000,000.00	(162,040.00)
3136G4XK4	FEDERAL NATIONAL MORTGAGE ASSOCIATION	0.650	94.7354	06/30/2025	5,000,000.00	4,736,770.00	5,000,000.00	(263,230.00)
3130ALJ93	FEDERAL HOME LOAN BANKS	0.750	94.8799	06/30/2025	5,000,000.00	4,487,890.00	10,000,000.00	(512,910.00)
3136G4XZ1	FEDERAL NATIONAL MORTGAGE ASSOCIATION	0.740	94.8570	06/30/2025	5,000,000.00	4,742,850.00	5,000,000.00	(257,150.00)
3136G4XR9	FEDERAL NATIONAL MORTGAGE ASSOCIATION	0.740	94.8025	07/07/2025	14,900,000.00	14,125,572.50	14,900,000.00	(774,427.50)
3136G4YU1	FEDERAL NATIONAL MORTGAGE ASSOCIATION	0.730	94.7265	07/15/2025	15,000,000.00	14,208,975.00	15,000,000.00	(791,025.00)
3136G4C27	FEDERAL NATIONAL MORTGAGE ASSOCIATION	0.700	94.5748	07/29/2025	15,000,000.00	14,186,220.00	15,000,000.00	(813,780.00)
3136G4D75	FEDERAL NATIONAL MORTGAGE ASSOCIATION	0.600	94.4321	07/29/2025	10,000,000.00	9,443,210.00	10,000,000.00	(556,790.00)
3136G4F32	FEDERAL NATIONAL MORTGAGE ASSOCIATION	0.600	94.4321	07/29/2025	10,000,000.00	9,443,210.00	10,000,000.00	(556,790.00)
3136G4B77	FEDERAL NATIONAL MORTGAGE ASSOCIATION	0.700	94.5117	08/04/2025	15,000,000.00	14,176,755.00	15,000,000.00	(823,245.00)
3136G4B77	FEDERAL NATIONAL MORTGAGE ASSOCIATION	0.700	94.5117	08/04/2025	10,000,000.00	9,451,170.00	10,000,000.00	(548,830.00)
3133EPAK2	FEDERAL FARM CREDIT BANKS FUNDING CORP	4.019	99.3542	08/18/2025	10,000,000.00	9,935,420.00	9,997,601.46	(62,181.46)
3136G4H63	FEDERAL NATIONAL MORTGAGE ASSOCIATION	0.550	94.1719	08/19/2025	15,000,000.00	14,125,785.00	15,000,000.00	(874,215.00)
3134GWLW4	FEDERAL HOME LOAN MORTGAGE CORP	0.625	94.2879	08/19/2025	10,000,000.00	9,428,790.00	10,000,000.00	(571,210.00)
3130ALF89	FEDERAL HOME LOAN BANKS	1.238	93.7290	08/25/2025	5,000,000.00	4,705,400.00	5,000,000.00	(294,600.00)
3136G4X40	FEDERAL NATIONAL MORTGAGE ASSOCIATION	0.600	94.1745	08/26/2025	10,000,000.00	9,417,450.00	10,000,000.00	(582,550.00)
3136G42F9	FEDERAL NATIONAL MORTGAGE ASSOCIATION	0.625	94.2038	08/27/2025	5,000,000.00	4,710,190.00	5,000,000.00	(289,810.00)
3136G4Q97	FEDERAL NATIONAL MORTGAGE ASSOCIATION	0.650	94.2412	08/27/2025	8,650,000.00	8,151,863.80	8,650,000.00	(498,136.20)
3134GX547	FEDERAL HOME LOAN MORTGAGE CORP	5.339	99.0429	08/28/2025	25,489,000.00	25,245,044.78	25,660,026.63	185,018.15
3134GWL38	FEDERAL HOME LOAN MORTGAGE CORP	0.540	93.9027	09/15/2025	10,000,000.00	9,390,270.00	10,000,000.00	(609,730.00)
3134GWL38	FEDERAL HOME LOAN MORTGAGE CORP	0.540	93.9027	09/15/2025	15,000,000.00	14,085,405.00	15,000,000.00	(914,595.00)
3137EAEX3	FEDERAL HOME LOAN MORTGAGE CORP	0.497	93.6734	09/23/2025	10,000,000.00	9,367,340.00	9,980,199.95	(612,859.95)
3134GWTG1	FEDERAL HOME LOAN MORTGAGE CORP	0.600	93.8579	09/30/2025	5,000,000.00	4,692,895.00	5,000,000.00	(307,105.00)
3135G06A6	FEDERAL NATIONAL MORTGAGE ASSOCIATION	0.580	93.6308	10/20/2025	10,000,000.00	9,363,080.00	10,000,000.00	(636,920.00)
3135G06A6	FEDERAL NATIONAL MORTGAGE ASSOCIATION	0.587	93.6308	10/20/2025	10,000,000.00	9,363,080.00	9,998,786.80	(635,706.80)
3134GZWZV1	FEDERAL HOME LOAN MORTGAGE CORP	0.550	94.1080	10/23/2025	15,000,000.00	14,059,350.00	14,852,057.20	(792,707.20)
3136G45C3	FEDERAL NATIONAL MORTGAGE ASSOCIATION	0.640	93.5072	10/27/2025	10,000,000.00	9,250,720.00	10,000,000.00	(749,280.00)
3134GW3X2	FEDERAL HOME LOAN MORTGAGE CORP	0.525	93.6474	10/27/2025	10,000,000.00	9,364,740.00	10,000,000.00	(635,260.00)
3134GW3Z7	FEDERAL HOME LOAN MORTGAGE CORP	0.600	93.5822	10/28/2025	10,000,000.00	9,358,220.00	10,000,000.00	(641,780.00)
3134GW3Y0	FEDERAL HOME LOAN MORTGAGE CORP	0.550	93.4996	10/28/2025	10,000,000.00	9,349,960.00	10,000,000.00	(650,040.00)
3136G4687	FEDERAL NATIONAL MORTGAGE ASSOCIATION	0.560	93.5161	10/28/2025	5,000,000.00	4,675,805.00	5,000,000.00	(324,195.00)
3135G06C2	FEDERAL NATIONAL MORTGAGE ASSOCIATION	0.600	93.5741	10/29/2025	10,000,000.00	9,357,410.00	10,000,000.00	(642,590.00)
3135G06C2	FEDERAL NATIONAL MORTGAGE ASSOCIATION	0.604	93.5741	10/29/2025	10,000,000.00	9,357,410.00	9,999,302.95	(641,892.95)
3136G46N8	FEDERAL NATIONAL MORTGAGE ASSOCIATION	0.600	93.5741	10/29/2025	5,000,000.00	4,678,705.00	5,000,000.00	(321,295.00)
3135GAZN0	FEDERAL NATIONAL MORTGAGE ASSOCIATION	0.550	93.4997	11/04/2025	10,000,000.00	9,343,970.00	10,000,000.00	(656,030.00)
3135G06G3	FEDERAL NATIONAL MORTGAGE ASSOCIATION	0.573	93.4794	11/07/2025	14,000,000.00	13,087,116.00	13,982,236.27	(895,120.27)
3134GXBM5	FEDERAL HOME LOAN MORTGAGE CORP	0.600	93.4572	11/07/2025	5,000,000.00	4,672,860.00	5,000,000.00	(327,140.00)
3134GXBM5	FEDERAL HOME LOAN MORTGAGE CORP	0.600	93.4572	11/12/2025	5,000,000.00	4,672,860.00	5,000,000.00	(327,140.00)
3133EPC37	FEDERAL FARM CREDIT BANKS FUNDING CORP	4.764	100.7567	11/13/2025	8,000,000.00	8,060,536.00	8,014,725.57	45,810.43
3133EPC37	FEDERAL FARM CREDIT BANKS FUNDING CORP	4.764	100.7567	11/13/2025	16,710,000.00	16,836,444.57	16,740,666.48	95,778.09
3135GAZ23	FEDERAL NATIONAL MORTGAGE ASSOCIATION	0.560	93.3480	11/17/2025	10,000,000.00	9,334,800.00	10,000,000.00	(665,200.00)
3135GAZ23	FEDERAL NATIONAL MORTGAGE ASSOCIATION	0.560	93.3480	11/17/2025	5,000,000.00	4,667,400.00	5,000,000.00	(332,600.00)
3135GAZ23	FEDERAL NATIONAL MORTGAGE ASSOCIATION	0.560	93.3480	11/17/2025	5,000,000.00	4,667,400.00	5,000,000.00	(332,600.00)
3130AVZF2	FEDERAL HOME LOAN BANKS	5.450	99.9032	11/17/2025	25,000,000.00	24,975,800.00	25,000,000.00	(24,200.00)
3135GA4P3	FEDERAL NATIONAL MORTGAGE ASSOCIATION	0.650	93.4929	11/18/2025	20,000,000.00	18,698,580.00	20,000,000.00	(1,301,420.00)
3135GAZ23	FEDERAL NATIONAL MORTGAGE ASSOCIATION	0.600	93.3502	11/25/2025	15,000,000.00	14,002,530.00	15,000,000.00	(997,470.00)
3133EMLR1	FEDERAL FARM CREDIT BANKS FUNDING CORP	0.506	93.0101	12/23/2025	12,430,000.00	11,561,155.43	12,428,586.04	(867,430.61)
3134GXHL1	FEDERAL HOME LOAN MORTGAGE CORP	1.700	93.7008	12/23/2025	10,000,000.00	9,331,300.00	10,000,000.00	(668,700.00)
3134H1NW9	FEDERAL HOME LOAN MORTGAGE CORP	4.900	99.9380	01/06/2026	10,000,000.00	9,993,800.00	10,000,000.00	(6,200.00)
3130AYPS9	FEDERAL HOME LOAN BANKS	4.800	99.8976	01/30/2026	10,000,000.00	9,989,760.00	10,000,000.00	(10,240.00)
3130AL2G8	FEDERAL HOME LOAN BANKS	0.615	92.6962	02/18/2026	5,000,000.00	4,634,810.00	4,998,462.95	(363,652.95)
3130ALBX1	FEDERAL HOME LOAN BANKS	0.580	92.6187	02/23/2026	10,000,000.00	9,261,870.00	10,000,000.00	(738,130.00)
3130ALCV4	FEDERAL HOME LOAN BANKS	2.112	92.9417	02/24/2026	25,000,000.00	23,235,425.00	24,330,081.95	(1,094,656.95)
3130AL6K5	FEDERAL HOME LOAN BANKS	0.580	92.6032	02/25/2026	6,000,000.00	5,556,192.00	6,000,000.00	(443,808.00)
3130ALEM2	FEDERAL HOME LOAN BANKS	0.790	93.0125	02/25/2026	10,000,000.00	9,301,250.00	10,000,000.00	(698,750.00)
3130ALEM2	FEDERAL HOME LOAN BANKS	0.790	93.0125	02/25/2026	15,000,000.00	13,951,875.00	15,000,000.00	(1,048,125.00)
3130ALGR9	FEDERAL HOME LOAN BANKS	0.850	93.1225	02/26/2026	10,000,000.00	9,312,250.00	10,000,000.00	(687,750.00)
3130ALLEY6	FEDERAL HOME LOAN BANKS	3.157	93.0046	03/04/2026	16,160,000.00	15,029,543.36	15,413,721.80	(384,178.44)
3130ALH90	FEDERAL HOME LOAN BANKS	0.900	93.3133	03/05/2026	10,500,000.00	9,797,896.50	10,000,000.00	(202,103.50)
3130ALEH3	FEDERAL HOME LOAN BANKS	0.700	92.7182	03/16/2026	25,000,000.00	23,179,550.00	25,000,000.00	(1,820,450.00)
3130ALH56	FEDERAL HOME LOAN BANKS	0.750	92.8039	03/18/2026	10,000,000.00	9,280,390.00	10,000,000.00	(719,610.00)
3130ALH56	FEDERAL HOME LOAN BANKS	0.750	92.8039	03/18/2026	10,000,000.00	9,280,390.00	10,000,000.00	(719,610.00)
3130ALHG2	FEDERAL HOME LOAN BANKS	0.750	92.8039	03/18/2026	10,000,000.00	9,280,390.00	10,000,000.00	(719,610.00)
3130ALFW9	FEDERAL HOME LOAN BANKS	0.790	92.8842	03/18/2026	15,000,000.00	13,932,630.00	15,000,000.00	(1,067,370.00)
3130ALGJ7	FEDERAL HOME LOAN BANKS	1.000	93.2721	03/23/2026	9,750,000.00	9,094,029.75	9,750,000.00	(655,970.25)
3130ALGJ7	FEDERAL HOME LOAN BANKS	1.000	93.2721	03/23/2026	9,750,000.00	9,094,029.75	9,750,000.00	(655,970.25)
3130ALGJ7	FEDERAL HOME LOAN BANKS	1.000	93.2721	03/23/2026	19,500,000.00	18,188,059.50	19,500,000.00	(1,311,940.50)
3130ALGJ7	FEDERAL HOME LOAN BANKS	1.016	93.2721	03/23/2026	8,921,250.00	8,321,037.22	8,912,222.41	(597,185.19)
3130ALGJ7	FEDERAL HOME LOAN BANKS	1.000	93.2721	03/23/2026	14,625,000.00	13,641,044.63	14,625,000.00	(983,955.38)
3130ALGJ7	FEDERAL HOME LOAN BANKS	1.000	93.2721	03/23/2026	14,625,000.00	13,641,044.63	14,625,000.00	(983,955.38)
3130ALGJ7	FEDERAL HOME LOAN BANKS	1.000	93.2721	03/23/2026	19,500,000.00	18,188,059.50	19,500,000.00	(1,311,940.50)
3130ALGJ7	FEDERAL HOME LOAN BANKS	1.000	93.2721	03/23/2026	9,750,000.00	9,094,029.75	9,750,000.00	(655,970.25)
3130ALGJ7	FEDERAL HOME LOAN BANKS	3.010	93.2721	03/23/2026	19,500,000.00	18,188,059.50	18,713,796.13	(525,736.63)
3130ALKL7	FEDERAL HOME LOAN BANKS	0.850	92.9715	03/25/2026	10,000,000.00	9,297,150.00	10,000,000.00	(702,850.00)
3133ENUL2	FEDERAL FARM CREDIT BANKS FUNDING CORP	0.910	97.2247	04/13/2026	10,000,000.00	9,722,470.00	10,000,000.00	(277,530.00)
3133ENZS4	FEDERAL FARM CREDIT BANKS FUNDING CORP	3.100	92.6211	05/18/2026	5,000,000.00	4,631,055.00	5,000,000.00	(368,945.00)
3130AVZ96	FEDERAL HOME LOAN BANKS	5.500	99.9996	05/18/2026	10,000,000.00	9,999,960.00	10,000,000.00	(40.00)
31								

3130ATFH5	FEDERAL HOME LOAN BANKS	3.941	99.1122	09/11/2026	5,000,000.00	4,955,610.00	4,977,168.59	(21,558.59)
3130ATHV2	FEDERAL HOME LOAN BANKS	4.312	100.3378	09/11/2026	1,000,000.00	1,003,378.00	998,534.86	4,843.14
3133EPWS0	FEDERAL FARM CREDIT BANKS FUNDING CORP	5.200	101.1127	09/25/2026	25,000,000.00	25,278,175.00	25,000,000.00	278,175.00
3130AP5M5	FEDERAL HOME LOAN BANKS	1.040	92.0719	09/28/2026	15,000,000.00	13,810,785.00	15,000,000.00	(1,189,215.00)
3130APAD7	FEDERAL HOME LOAN BANKS	1.035	92.0958	09/28/2026	15,000,000.00	13,814,370.00	15,000,000.00	(1,185,630.00)
3130ANYN4	FEDERAL HOME LOAN BANKS	1.000	91.9602	09/30/2026	10,000,000.00	9,996,020.00	10,000,000.00	(803,980.00)
3133EN767	FEDERAL FARM CREDIT BANKS FUNDING CORP	4.318	100.0103	10/19/2026	5,000,000.00	5,000,515.00	4,991,589.05	8,925.95
3133EN767	FEDERAL FARM CREDIT BANKS FUNDING CORP	4.318	100.0103	10/19/2026	5,000,000.00	5,000,515.00	4,991,589.05	8,925.95
3133ENBK5	FEDERAL FARM CREDIT BANKS FUNDING CORP	1.249	92.1576	10/20/2026	10,000,000.00	9,215,760.00	9,971,226.52	(755,466.52)
3133ENBK5	FEDERAL FARM CREDIT BANKS FUNDING CORP	1.340	92.1576	10/20/2026	10,000,000.00	9,215,760.00	9,947,557.04	(731,797.04)
3133EN7A2	FEDERAL FARM CREDIT BANKS FUNDING CORP	3.827	98.5249	10/26/2026	4,300,000.00	4,236,570.70	4,278,213.86	(41,643.16)
3134GW4C7	FEDERAL HOME LOAN MORTGAGE CORP	3.046	91.2499	10/27/2026	20,000,000.00	18,249,980.00	18,860,021.90	(610,041.90)
3134GW4C7	FEDERAL HOME LOAN MORTGAGE CORP	3.092	91.2499	10/27/2026	20,000,000.00	18,249,980.00	18,832,904.02	(582,924.02)
3134GW4C7	FEDERAL HOME LOAN MORTGAGE CORP	3.488	91.2499	10/27/2026	5,000,000.00	4,562,495.00	4,660,648.29	(98,153.29)
3134GW6C5	FEDERAL HOME LOAN MORTGAGE CORP	3.122	91.2430	10/28/2026	15,000,000.00	13,686,450.00	14,116,451.02	(430,001.02)
3130ARJF6	FEDERAL HOME LOAN BANKS	3.125	97.4274	10/29/2026	10,000,000.00	9,742,740.00	10,000,000.00	(257,260.00)
3133ENEM8	FEDERAL FARM CREDIT BANKS FUNDING CORP	1.430	92.6894	11/23/2026	10,000,000.00	9,268,940.00	10,000,000.00	(731,060.00)
3130APWV1	FEDERAL HOME LOAN BANKS	1.503	92.8646	11/24/2026	20,000,000.00	18,572,920.00	19,998,306.21	(1,425,386.21)
3130ATVE4	FEDERAL HOME LOAN BANKS	3.986	101.0900	12/11/2026	5,000,000.00	5,054,500.00	5,066,998.79	(12,498.79)
3133EN4G2	FEDERAL FARM CREDIT BANKS FUNDING CORP	3.923	99.5917	12/15/2026	25,000,000.00	24,897,925.00	25,010,939.08	(113,014.08)
3130AQF65	FEDERAL HOME LOAN BANKS	1.306	92.3324	12/21/2026	10,000,000.00	9,233,240.00	9,984,400.80	(751,160.80)
3130AAQY9	FEDERAL HOME LOAN BANKS	1.908	92.6753	12/30/2026	25,000,000.00	23,168,825.00	25,000,000.00	(1,831,175.00)
3133ENKG4	FEDERAL FARM CREDIT BANKS FUNDING CORP	1.508	92.6463	01/11/2027	10,000,000.00	9,264,630.00	9,877,433.26	(612,803.26)
3130APN01	FEDERAL HOME LOAN BANKS	4.207	100.0406	01/15/2027	20,000,000.00	20,008,120.00	19,955,124.77	52,995.23
3133ENLZ1	FEDERAL FARM CREDIT BANKS FUNDING CORP	1.860	93.3796	01/26/2027	10,000,000.00	9,337,960.00	9,977,270.68	(639,310.68)
3130AQH55	FEDERAL HOME LOAN BANKS	1.984	93.1699	01/28/2027	10,000,000.00	9,316,990.00	9,919,412.94	(602,422.94)
3130AQH55	FEDERAL HOME LOAN BANKS	2.086	93.1699	01/28/2027	20,000,000.00	18,633,980.00	19,781,478.60	(1,147,498.60)
3130AQKM4	FEDERAL HOME LOAN BANKS	1.750	93.2998	01/28/2027	11,250,000.00	10,496,227.50	11,250,000.00	(753,772.50)
3134HIQV8	FEDERAL HOME LOAN MORTGAGE CORP	5.000	100.1826	01/28/2027	20,000,000.00	20,036,520.00	20,000,000.00	36,520.00
3130AAKYH3	FEDERAL HOME LOAN BANKS	1.746	90.6913	02/10/2027	10,000,000.00	9,069,130.00	9,715,717.04	(666,587.04)
3130AL2X1	FEDERAL HOME LOAN BANKS	3.001	90.6993	02/17/2027	10,000,000.00	9,069,930.00	9,394,534.95	(324,604.95)
3134GYGZ9	FEDERAL HOME LOAN MORTGAGE CORP	4.750	99.9586	02/23/2027	10,000,000.00	9,995,860.00	10,000,000.00	(4,140.00)
3130ALED2	FEDERAL HOME LOAN BANKS	2.050	91.1046	02/24/2027	15,000,000.00	13,665,690.00	14,552,585.26	(886,895.26)
3130ALED2	FEDERAL HOME LOAN BANKS	3.001	91.1046	02/24/2027	20,000,000.00	18,220,920.00	18,874,973.07	(654,053.07)
3130AQRQ8	FEDERAL HOME LOAN BANKS	2.000	93.8075	02/25/2027	10,000,000.00	9,380,750.00	10,000,000.00	(619,250.00)
3130AQRH8	FEDERAL HOME LOAN BANKS	2.000	93.8075	02/25/2027	5,000,000.00	4,690,375.00	5,000,000.00	(309,625.00)
3130AQRH8	FEDERAL HOME LOAN BANKS	2.000	93.8075	02/25/2027	5,000,000.00	4,690,375.00	5,000,000.00	(309,625.00)
3130AR6U0	FEDERAL HOME LOAN BANKS	2.500	95.0148	03/22/2027	5,000,000.00	4,750,740.00	5,000,000.00	(249,260.00)
3130ARHX2	FEDERAL HOME LOAN BANKS	3.000	96.0739	03/25/2027	10,000,000.00	9,607,390.00	10,000,000.00	(392,610.00)
3130ARHX2	FEDERAL HOME LOAN BANKS	3.000	96.0739	03/25/2027	10,000,000.00	9,607,390.00	10,000,000.00	(392,610.00)
3130ARHX2	FEDERAL HOME LOAN BANKS	3.000	96.0739	03/25/2027	10,000,000.00	9,607,390.00	10,000,000.00	(392,610.00)
3133ENV99	FEDERAL FARM CREDIT BANKS FUNDING CORP	2.913	96.3756	04/26/2027	10,000,000.00	9,637,560.00	9,988,626.51	(351,066.51)
3133EN6V7	FEDERAL FARM CREDIT BANKS FUNDING CORP	3.606	98.6269	04/26/2027	8,000,000.00	7,890,152.00	8,004,747.39	(114,595.39)
3133EN6V7	FEDERAL FARM CREDIT BANKS FUNDING CORP	3.623	98.6269	04/26/2027	2,000,000.00	1,972,538.00	2,000,208.46	(27,670.46)
3133EN6V7	FEDERAL FARM CREDIT BANKS FUNDING CORP	3.744	98.6269	04/26/2027	4,820,000.00	4,753,816.58	4,803,168.22	(49,351.64)
3130ARPV7	FEDERAL HOME LOAN BANKS	3.500	97.0504	04/28/2027	10,000,000.00	9,705,040.00	10,000,000.00	(294,960.00)
3130ARSF9	FEDERAL HOME LOAN BANKS	3.000	96.7474	04/29/2027	10,000,000.00	9,674,740.00	10,000,000.00	(325,260.00)
3130ASSF4	FEDERAL HOME LOAN BANKS	3.770	97.4761	05/26/2027	10,000,000.00	9,747,610.00	10,000,000.00	(252,390.00)
3134GYR55	FEDERAL HOME LOAN MORTGAGE CORP	5.025	99.4720	05/26/2027	15,000,000.00	14,920,800.00	15,000,000.00	(79,200.00)
3130ASKU7	FEDERAL HOME LOAN BANKS	3.000	98.2998	05/26/2027	10,000,000.00	9,607,390.00	10,000,000.00	(392,610.00)
3130AWBZ2	FEDERAL HOME LOAN BANKS	4.000	100.2583	06/11/2027	8,260,000.00	8,281,335.58	8,291,598.80	(10,263.22)
3130AWBZ2	FEDERAL HOME LOAN BANKS	4.055	100.2583	06/11/2027	10,000,000.00	10,025,830.00	10,021,452.91	4,377.10
3133EPMV4	FEDERAL FARM CREDIT BANKS FUNDING CORP	4.133	100.2593	06/15/2027	7,225,000.00	7,243,734.43	7,223,169.13	20,565.30
3133EPMV4	FEDERAL FARM CREDIT BANKS FUNDING CORP	4.133	100.2593	06/15/2027	15,000,000.00	15,038,895.00	14,996,211.50	42,683.50
3130ASDV8	FEDERAL HOME LOAN BANKS	3.300	97.2356	06/28/2027	10,000,000.00	9,723,560.00	10,000,000.00	(276,440.00)
3130ASH44	FEDERAL HOME LOAN BANKS	4.700	99.0640	06/30/2027	15,000,000.00	14,859,600.00	15,000,000.00	(140,400.00)
3134GXZV7	FEDERAL HOME LOAN MORTGAGE CORP	4.250	98.4908	06/30/2027	10,000,000.00	9,849,080.00	10,000,000.00	(150,920.00)
3130AUA99	FEDERAL HOME LOAN BANKS	4.450	98.9814	06/30/2027	25,000,000.00	24,745,350.00	25,000,000.00	(254,650.00)
3133ENB33	FEDERAL FARM CREDIT BANKS FUNDING CORP	3.075	96.8555	07/19/2027	10,000,000.00	9,685,550.00	9,992,039.43	(306,489.43)
3134GYDU3	FEDERAL HOME LOAN MORTGAGE CORP	4.720	99.2246	07/30/2027	25,000,000.00	24,806,150.00	25,000,000.00	(193,850.00)
3130ATHW3	FEDERAL HOME LOAN BANKS	4.122	100.4103	09/01/2027	2,000,000.00	1,982,633.00	2,000,000.00	(17,367.00)
3130ATHW0	FEDERAL HOME LOAN BANKS	4.241	100.4103	09/10/2027	3,000,000.00	3,012,309.00	2,988,834.13	23,474.87
3133ENL99	FEDERAL FARM CREDIT BANKS FUNDING CORP	3.467	97.9064	09/15/2027	10,000,000.00	9,790,640.00	9,969,664.95	(179,024.95)
3133ENL99	FEDERAL FARM CREDIT BANKS FUNDING CORP	3.830	97.9064	09/15/2027	10,000,000.00	9,790,640.00	9,851,454.29	(60,814.29)
3130ATE70	FEDERAL HOME LOAN BANKS	3.702	98.9828	09/27/2027	20,000,000.00	19,796,560.00	19,998,538.88	(201,978.88)
3133EPXB6	FEDERAL FARM CREDIT BANKS FUNDING CORP	4.754	102.1001	09/28/2027	10,000,000.00	10,210,010.00	9,957,601.64	252,408.36
3133EPXB6	FEDERAL FARM CREDIT BANKS FUNDING CORP	4.730	102.1001	09/28/2027	20,000,000.00	20,420,020.00	19,931,102.67	488,917.33
3133EPXB6	FEDERAL FARM CREDIT BANKS FUNDING CORP	4.733	102.1001	09/28/2027	20,000,000.00	20,420,020.00	19,928,544.15	491,475.85
3130ATBV8	FEDERAL HOME LOAN BANKS	4.150	100.4992	09/29/2027	5,000,000.00	5,024,960.00	5,000,000.00	24,960.00
3130ATBV8	FEDERAL HOME LOAN BANKS	4.150	100.4992	09/29/2027	5,000,000.00	5,024,960.00	5,000,000.00	24,960.00
3130ATBV8	FEDERAL HOME LOAN BANKS	4.150	100.4992	09/29/2027	7,225,000.00	7,261,067.20	7,225,000.00	36,067.20
3133EN299	FEDERAL FARM CREDIT BANKS FUNDING CORP	4.122	99.9932	09/29/2027	15,000,000.00	14,998,980.00	14,949,242.17	58,737.83
3130AXEN4	FEDERAL HOME LOAN BANKS	4.779	102.6919	09/29/2027	15,000,000.00	15,403,785.00	15,010,287.87	393,497.13
3130ATFA0	FEDERAL HOME LOAN BANKS	5.125	99.6996	09/30/2027	13,000,000.00	12,960,948.00	13,000,000.00	(39,052.00)
3130ATEF0	FEDERAL HOME LOAN BANKS	4.250	98.1187	09/30/2027	15,000,000.00	14,717,805.00	15,000,000.00	(282,195.00)
3133EPXD2	FEDERAL FARM CREDIT BANKS FUNDING CORP	5.825	100.3239	10/04/2027	10,000,000.00	10,032,390.00	9,972,464.07	59,925.93
3133EPH11	FEDERAL FARM CREDIT BANKS FUNDING CORP	4.500	101.8022	10/04/2027	25,000,000.00	25,450,550.00	25,001,436.79	449,113.21
3133EPMY1	FEDERAL FARM CREDIT BANKS FUNDING CORP	4.804	102.6604	10/13/2027	10,000,000.00	10,266,040.00	9,982,166.32	283,873.68
3133ENS50	FEDERAL FARM CREDIT BANKS FUNDING CORP	4.231	100.5303	10/14/2027	23,775,000.00	23,901,078.83	23,991,920.66	(209,158.16)
31422XM90	FEDERAL AGRICULTURAL MORTGAGE CORP	4.320	101.0286	10/21/2027	5,000,000.00	5,051,430.00	5,000,000.00	51,430.00
31422XM90	FEDERAL AGRICULTURAL MORTGAGE CORP	4.320	101.0286	10/21/2027	5,000,000.00	5,051,430.00	5,000,000.00	51,430.00
31422XM90	FEDERAL AGRICULTURAL MORTGAGE CORP	4.320	101.0286	10/21/2027	5,000,000.00	5,051,430.00	5,000,000.00	51,430.00
3133EN233	FEDERAL FARM CREDIT BANKS FUNDING CORP	5.503	99.8862	10/25/2027	5,000,000.00	4,994,310.00	4,996,266.45	(1,956.45)
3133EN233	FEDERAL FARM CREDIT BANKS FUNDING CORP	5.503	99.8862	10/25/2027	5,000,000.00	4,994,310.00	4,996,853.33	(1,943.33)
3133ENWG3	FEDERAL FARM CREDIT BANKS FUNDING CORP	4.284	101.0163	10/27/2027	5,000,000.00	5,050,815.00	5,015,126.51	35,688.49
3133ENWG3	FEDERAL FARM CREDIT BANKS FUNDING CORP	4.195	101.0163	10/27/2027	3,715,000.00	3,752,755.55	3,737,323.71	15,431.84
3133ENWG3	FEDERAL FARM CREDIT BANKS FUNDING CORP	4.252	101.0163	10/27/2027	15,000,000.00	15,152,445.00	15,061,638.42	90,806.58
31422XQ70	FEDERAL AGRICULTURAL MORTGAGE CORP	4.050	100.1417	11/22/2027	12,000,000.00	12,017,004.00	12,000,000.00	17,004.00
3130ATW45	FEDERAL HOME LOAN BANKS	4.851	99.6941	11/29/2027	4,895,000.00	4,880,026.20	4,902,583.57	(22,557.37)
3133EN3H1	FEDERAL FARM CREDIT BANKS FUNDING CORP	4.080	100.1428	11/29/2027	25,000,000.00	25,035,700.00	24,931,421.34	104,278.66
3133EN3H1								

3130AWTK6	FEDERAL HOME LOAN BANKS	5.732	99.9673	08/22/2028	15,000,000.00	14,995,095.00	14,993,169.13	1,925.87
3133EPUN3	FEDERAL FARM CREDIT BANKS FUNDING CORP	4.529	102.4126	08/28/2028	10,000,000.00	10,241,260.00	9,982,358.51	258,901.49
3133EPUN3	FEDERAL FARM CREDIT BANKS FUNDING CORP	4.529	102.4126	08/28/2028	10,000,000.00	10,241,260.00	9,982,358.51	258,901.49
3133EPUN3	FEDERAL FARM CREDIT BANKS FUNDING CORP	4.496	102.4126	08/28/2028	25,000,000.00	25,603,150.00	24,989,031.20	614,118.80
3130AWTR1	FEDERAL HOME LOAN BANKS	4.346	101.9019	09/08/2028	5,000,000.00	5,095,095.00	5,005,612.53	89,482.47
3133EPWK7	FEDERAL FARM CREDIT BANKS FUNDING CORP	4.525	102.4858	09/22/2028	10,000,000.00	10,248,580.00	9,989,794.75	258,785.25
3133EPWK7	FEDERAL FARM CREDIT BANKS FUNDING CORP	4.464	102.4858	09/22/2028	10,000,000.00	10,248,580.00	9,924,418.45	324,161.55
3133EPWK7	FEDERAL FARM CREDIT BANKS FUNDING CORP	4.682	102.4858	09/22/2028	10,000,000.00	10,248,580.00	9,892,715.59	355,864.41
3133EPWM3	FEDERAL FARM CREDIT BANKS FUNDING CORP	0.040	101.2864	09/22/2028	25,000,000.00	25,321,600.00	25,000,000.00	321,600.00
3133EPXE0	FEDERAL FARM CREDIT BANKS FUNDING CORP	0.480	101.0140	10/02/2028	10,000,000.00	10,101,400.00	10,000,000.00	101,400.00
3133EPXE0	FEDERAL FARM CREDIT BANKS FUNDING CORP	5.539	101.0140	10/02/2028	25,000,000.00	25,253,500.00	24,940,474.40	313,025.60
3134H1FB4	FEDERAL HOME LOAN MORTGAGE CORP	5.875	100.0813	10/03/2028	15,000,000.00	15,012,195.00	15,000,000.00	12,195.00
3134H1FG3	FEDERAL HOME LOAN MORTGAGE CORP	5.750	100.4364	10/11/2028	10,500,000.00	10,545,822.00	10,500,000.00	45,822.00
3134H1GP2	FEDERAL HOME LOAN MORTGAGE CORP	6.000	100.2988	10/17/2028	25,000,000.00	25,074,700.00	25,000,000.00	74,700.00
3133EPY16	FEDERAL FARM CREDIT BANKS FUNDING CORP	5.520	101.1606	10/20/2028	25,000,000.00	25,290,150.00	25,000,000.00	290,150.00
3130AXL48	FEDERAL HOME LOAN BANKS	5.300	102.2517	10/20/2028	40,900,000.00	40,900,000.00	40,900,000.00	900,680.00
3130AXOC5	FEDERAL HOME LOAN BANKS	5.210	101.9713	11/03/2028	25,000,000.00	25,492,825.00	25,000,000.00	492,825.00
3134H1KZ5	FEDERAL HOME LOAN MORTGAGE CORP	5.500	99.9838	11/27/2028	10,000,000.00	9,998,380.00	10,000,000.00	(1,620.00)
3134H1KZ5	FEDERAL HOME LOAN MORTGAGE CORP	5.500	99.9838	11/27/2028	10,000,000.00	9,998,380.00	10,000,000.00	(1,620.00)
3130AXXU7	FEDERAL HOME LOAN BANKS	5.650	99.7815	12/06/2028	10,000,000.00	9,978,150.00	10,000,000.00	(21,850.00)

---	---	3.264	97.7939	02/21/2026	5,396,368,458.33	5,276,717,855.65	5,383,770,826.82	(107,052,971.17)
-----	-----	-------	---------	------------	------------------	------------------	------------------	------------------

Agency  
AGCY DISC

Cusip	Description	Yield	Market Price	Final Maturity	Par Value	Market Value	Book Value	Net Unrealized Gain/Loss
313384S80	FEDERAL HOME LOAN BANKS	5.388	99.3953	02/21/2024	6,025,900.00	6,024,143.33	6,025,900.00	(885.68)
313384S77	FEDERAL HOME LOAN BANKS	5.359	99.9267	02/06/2024	9,851,000.00	9,843,779.22	9,843,871.71	(92.49)
313384S77	FEDERAL HOME LOAN BANKS	5.367	99.9267	02/06/2024	15,000,000.00	14,989,005.00	14,989,125.00	(120.00)
313312SW1	FEDERAL FARM CREDIT BANKS FUNDING CORP	4.800	99.8827	02/09/2024	10,000,000.00	9,988,270.00	9,989,666.67	(1,396.67)
313384S23	FEDERAL HOME LOAN BANKS	5.346	99.8387	02/12/2024	25,000,000.00	24,959,819.41	24,959,819.41	(144.41)
313384TB5	FEDERAL HOME LOAN BANKS	4.976	99.8094	02/14/2024	15,000,000.00	14,971,410.00	14,970,993.75	416.25
313396TB9	FEDERAL HOME LOAN MORTGAGE CORP	5.481	99.8094	02/14/2024	10,000,000.00	9,980,940.00	9,982,666.67	(1,726.67)
313396TC7	FEDERAL HOME LOAN MORTGAGE CORP	4.982	99.7947	02/15/2024	10,000,000.00	9,979,470.00	9,981,333.33	(1,863.33)
313384TJ8	FEDERAL HOME LOAN BANKS	5.352	99.7068	02/21/2024	50,000,000.00	49,853,400.00	49,853,888.89	(488.89)
313384TP4	FEDERAL HOME LOAN BANKS	5.359	99.6335	02/26/2024	10,000,000.00	9,963,350.00	9,963,854.17	(504.17)
313384T58	FEDERAL HOME LOAN BANKS	5.360	99.5895	02/29/2024	15,000,000.00	14,938,425.00	14,939,275.00	(850.00)
313384WG0	FEDERAL HOME LOAN BANKS	5.477	98.6908	05/01/2024	10,000,000.00	9,869,080.00	9,866,875.00	2,205.00
313384WG0	FEDERAL HOME LOAN BANKS	5.477	98.6908	05/01/2024	15,000,000.00	14,803,620.00	14,800,312.50	3,307.50
313384WG0	FEDERAL HOME LOAN BANKS	5.477	98.6908	05/01/2024	10,000,000.00	9,869,080.00	9,866,875.00	2,205.00
313384WU9	FEDERAL HOME LOAN BANKS	5.438	98.5279	05/13/2024	10,000,000.00	9,852,790.00	9,850,541.67	2,248.33
313384WU9	FEDERAL HOME LOAN BANKS	5.438	98.5279	05/13/2024	10,000,000.00	9,852,790.00	9,850,541.67	2,248.33
313384WW5	FEDERAL HOME LOAN BANKS	5.434	98.5020	05/15/2024	15,000,000.00	14,775,300.00	14,771,633.33	3,666.67
313384WW5	FEDERAL HOME LOAN BANKS	5.434	98.5020	05/15/2024	15,000,000.00	14,775,300.00	14,771,633.33	3,666.67
313384XD6	FEDERAL HOME LOAN BANKS	5.457	98.4075	05/22/2024	10,000,000.00	9,840,750.00	9,836,737.50	4,012.50
313384XK0	FEDERAL HOME LOAN BANKS	5.451	98.3247	05/28/2024	15,000,000.00	14,748,705.00	14,743,087.50	5,617.50
313384XM6	FEDERAL HOME LOAN BANKS	5.197	98.2995	05/30/2024	6,900,000.00	6,782,665.50	6,785,958.33	(3,292.83)
313384XM6	FEDERAL HOME LOAN BANKS	5.429	98.2995	05/30/2024	10,000,000.00	9,829,950.00	9,826,127.78	3,822.22
313384XN4	FEDERAL HOME LOAN BANKS	5.430	98.2852	05/31/2024	15,000,000.00	14,742,780.00	14,737,000.00	5,780.00
313384XR5	FEDERAL HOME LOAN BANKS	5.115	98.2458	06/03/2024	10,000,000.00	9,824,580.00	9,831,729.17	(7,149.17)
313384XR5	FEDERAL HOME LOAN BANKS	5.372	98.2458	06/03/2024	15,000,000.00	14,736,870.00	14,733,756.25	3,113.75
313384XS3	FEDERAL HOME LOAN BANKS	5.373	98.2315	06/04/2024	15,000,000.00	14,734,725.00	14,731,591.67	3,133.33
313384XT1	FEDERAL HOME LOAN BANKS	5.084	98.2173	06/05/2024	10,000,000.00	9,821,730.00	9,830,034.72	(8,304.72)
313384YA1	FEDERAL HOME LOAN BANKS	5.457	98.1250	06/12/2024	15,000,000.00	14,718,750.00	14,710,150.00	8,600.00
313384YF0	FEDERAL HOME LOAN BANKS	5.281	98.0578	06/17/2024	15,000,000.00	14,708,670.00	14,709,445.83	(775.83)
313384YZ6	FEDERAL HOME LOAN BANKS	5.423	97.8247	07/05/2024	10,000,000.00	9,782,470.00	9,774,388.71	8,081.29
313384ZU6	FEDERAL HOME LOAN BANKS	5.358	97.5828	07/24/2024	10,000,000.00	9,758,280.00	9,750,358.34	7,921.66
313384ZU6	FEDERAL HOME LOAN BANKS	5.058	97.5828	07/24/2024	15,000,000.00	14,637,420.00	14,642,937.50	(5,517.50)
313384ZU6	FEDERAL HOME LOAN BANKS	5.058	97.5828	07/24/2024	25,000,000.00	24,395,700.00	24,404,895.84	(9,195.84)
313384ZU6	FEDERAL HOME LOAN BANKS	5.058	97.5828	07/24/2024	10,000,000.00	9,758,280.00	9,761,958.34	(3,678.34)
313384A25	FEDERAL HOME LOAN BANKS	5.065	97.5097	07/30/2024	25,000,000.00	24,377,425.00	24,383,750.00	(6,325.00)
313384C23	FEDERAL HOME LOAN BANKS	5.397	97.3163	08/15/2024	10,000,000.00	9,731,630.00	9,716,888.89	14,741.11
313384C23	FEDERAL HOME LOAN BANKS	5.397	97.3163	08/15/2024	10,000,000.00	9,731,630.00	9,716,888.89	14,741.11
313384G29	FEDERAL HOME LOAN BANKS	5.237	96.9235	09/16/2024	10,000,000.00	9,692,350.00	9,679,533.33	12,816.67
313384J75	FEDERAL HOME LOAN BANKS	5.208	96.6756	10/07/2024	10,000,000.00	9,667,560.00	9,652,437.89	15,122.11
313384N39	FEDERAL HOME LOAN BANKS	4.865	96.3647	11/04/2024	15,000,000.00	14,454,705.00	14,456,387.50	(1,682.50)
313384N70	FEDERAL HOME LOAN BANKS	4.921	96.3202	11/08/2024	25,000,000.00	24,080,050.00	24,072,114.58	7,935.42

---	---	5.277	98.4529	05/22/2024	572,776,000.00	563,847,474.04	563,766,065.64	81,408.41
-----	-----	-------	---------	------------	----------------	----------------	----------------	-----------

Agency CMO  
FHLMC CMO

Cusip	Description	Yield	Market Price	Final Maturity	Par Value	Market Value	Book Value	Net Unrealized Gain/Loss
3137BHCY1	FHMS K-044 A2	5.154	97.8483	01/25/2025	18,612,550.13	18,212,056.44	18,225,024.62	(12,968.18)
3137BHCY1	FHMS K-044 A2	5.179	97.8483	01/25/2025	14,942,640.79	14,621,114.01	14,615,708.76	5,405.25
3137FEUA6	FHMS K-730 A2	5.396	98.5939	01/25/2025	47,493,943.50	46,826,126.41	46,730,801.46	95,324.95

---	---	5.301	98.2862	01/25/2025	81,049,134.42	79,659,296.87	79,571,534.85	87,762.02
-----	-----	-------	---------	------------	---------------	---------------	---------------	-----------

Agency CMO  
FNMA CMO

Cusip	Description	Yield	Market Price	Final Maturity	Par Value	Market Value	Book Value	Net Unrealized Gain/Loss
3136AW70	FNA 2017-M8 A2	3.448	95.1220	05/25/2027	11,611,723.50	11,045,300.14	11,512,014.13	(466,713.99)
3136AW70	FNA 2017-M8 A2	3.448	95.1220	05/25/2027	11,611,723.50	11,045,300.14	11,512,014.13	(466,713.99)

Agency MBS  
FHLMC

Cusip	Description	Yield	Market Price	Final Maturity	Par Value	Market Value	Book Value	Net Unrealized Gain/Loss
3137FARE0	FHMS K-727 A2	5.613	98.8587	07/25/2024	19,758,031.92	19,532,533.48	19,552,334.81	(19,799.33)
3137FGT6	FHMS K-732 A2	5.197	98.5353	05/25/2025	15,132,156.92	14,910,518.48	14,857,932.99	52,585.49
3137FMU67	FHMS K-735 A2	3.518	96.3794	05/25/2026	14,675,970.60	14,144,606.83	14,474,311.86	(329,705.02)
3137FNWX4	FHMS K-736 A2	3.655	95.0433	07/25/2026	10,000,000.00	9,504,326.40	9,702,478.83	(198,152.43)
3137BTUM1	FHMS K-061 A2	4.501	97.0868	11/25/2026	8,969,695.83	8,708,388.41	8,711,168.88	(2,780.47)
3137BTUM1	FHMS K-061 A2	4.561	97.0868	11/25/2026	8,471,379.40	8,224,589.05	8,211,788.74	12,800.32
3137BYLD0	FHMS K-L01 A2E	4.184	96.6313	02/25/2027	15,000,000.00	14,494,697.10	14,631,713.37	(137,016.27)
3137BXQY1	FHMS K-064 A2	3.154	96.5658	03/25/2027	1,000,000.00	965,657.85	1,001,134.96	(35,477.11)
3137FLJ3	FHMS K-066 A2	3.111	96.0112	06/25/2027	11,095,000.00	10,652,440.53	11,087,825.70	(435,385.16)
3132XGRH1	FH WN2287	3.945	96.5800	11/01/2027	24,937,659.25	24,084,791.30	24,769,142.50	(684,351.19)
3132XGRH1	FH WN2287	4.075	96.5800	11/01/2027	24,937,659.25	24,084,791.30	24,705,484.31	(620,693.00)
3132XGQ74	FH WN2277	4.062	97.5300	01/01/2027	9,975,063.70	9,728,679.63	9,855,235.45	(156,555.83)
3132XFLR7	FH WN1235	4.690	97.9362	01/01/2028	20,000,000.00	19,587,230.20	19,800,190.00	(212,968.80)
3132XFLR7	FH WN1235	4.333	97.9362	01/01/2028	10,000,000.00	9,793,615.10	9,960,336.54	(166,721.44)
3137FGZ11	FHMS K-W06 A2	5.290	96.9906	06/25/2028	25,000,000.00	24,247,640.25	23,613,834.04	633,806.21
3137FIJH6	FHMS K-W07 A2	5.264	96.2619	09/25/2028	16,627,402.00	16,005,854.75	15,550,417.38	455,437.37
3132XGX35	FH WN2497	4.611	100.4200	10/01/2028	28,340,0			

3140HV2G8	FN BL4374	4.291	93.3960	10/01/2026	21,300,000.00	19,893,348.00	19,984,960.07	(91,612.07)
3138LHJZ5	FN AN5099	3.076	95.9410	04/01/2027	23,883,145.00	22,913,728.14	23,867,950.53	(954,222.39)
3138LHJZ1	FN AN5246	3.365	95.4170	05/01/2027	7,100,000.00	6,774,607.00	7,077,899.32	(303,292.32)
3138LJ5T3	FN AN6257	4.582	95.7590	08/01/2027	15,210,736.95	14,565,649.60	14,639,302.78	(73,653.18)
3136AVYX6	FNA 2017AM15 A2	4.609	95.1811	09/25/2027	14,505,022.24	13,806,040.74	14,016,452.09	(210,411.35)
3136BML55	FNA 2022-M11 A2	4.554	94.9991	10/25/2027	26,394,951.60	25,074,956.44	25,446,487.30	(371,530.77)
3140LHVX5	FN BS6929	4.280	99.1610	11/01/2027	31,100,000.00	30,839,071.00	31,021,420.07	(182,349.07)
3140LH4A5	FN BS7116	4.363	99.3630	11/01/2027	20,210,000.00	20,081,262.30	20,210,000.00	(128,737.70)
3140LHSB7	FN BS6813	4.363	99.6430	02/01/2028	19,478,000.00	19,408,463.54	19,463,211.33	(54,747.79)
3140LJS23	FN BS7736	4.416	98.7220	02/01/2028	20,000,000.00	19,744,400.00	19,781,743.33	(3,343.33)
3140LJS23	FN BS7736	4.071	98.7220	02/01/2028	15,000,000.00	14,808,300.00	15,000,000.00	(191,700.00)
3140LJS23	FN BS7736	4.078	98.7220	02/01/2028	10,000,000.00	9,872,200.00	10,000,000.00	(127,800.00)
3140LKJCS	FN BS8358	4.074	98.8320	04/01/2028	24,459,000.00	24,173,318.88	24,459,000.00	(285,681.12)
3140LKJP9	FN BS8369	4.649	98.7710	05/01/2028	16,850,000.00	16,642,913.50	16,662,989.38	(20,075.88)
3140LKYQ0	FN BS8818	4.526	98.0140	06/01/2028	25,000,000.00	24,503,500.00	24,440,705.68	62,794.32
3140LKJH4	FN BS8706	4.510	98.6870	06/01/2028	25,000,000.00	24,671,750.00	24,539,627.08	132,122.92
3136QDE6	FNA 2023-M6	4.724	98.8286	07/25/2028	25,000,000.00	24,707,141.25	24,499,541.81	207,599.44
3140LLMH1	FN BS9359	5.051	101.7740	08/01/2028	15,874,000.00	16,155,604.76	15,712,260.16	443,344.60
3140LLFK2	FN BS9169	5.040	101.4190	08/01/2028	17,532,000.00	17,780,779.08	17,921,387.55	149,391.53
3140LLB83	FN BS9062	5.049	100.4300	09/01/2028	20,000,000.00	20,086,000.00	19,515,949.00	570,051.00
3140LLKK6	FN BS9297	5.110	100.2070	10/01/2028	21,050,000.00	21,093,573.50	20,440,000.66	653,572.84
3140LLZT1	FN BS9753	5.092	102.9310	10/01/2028	20,000,000.00	20,586,200.00	19,949,652.39	636,547.61

--- --- 4.462 98.1779 09/17/2027 520,945,586.85 511,361,400.93 512,853,290.55 (1,491,889.62)

CD	Cusip	Description	Yield	Market Price	Final Maturity	Par Value	Market Value	Book Value	Net Unrealized Gain/Loss
6558U4B5		Nordea ABP - New York Branch	5.490	100.0000	02/02/2024	50,000,000.00	50,000,000.00	50,000,000.00	0.00
2253DSS8		Credit Agricole Corporate And Investment Bank, New	5.320	100.0000	02/06/2024	150,000,000.00	150,000,000.00	150,000,000.00	0.00
2253DVT0		Credit Agricole Corporate And Investment Bank, New	5.320	100.0000	02/13/2024	150,000,000.00	150,000,000.00	150,000,000.00	0.00
2253DUY2		Credit Agricole Corporate And Investment Bank, New	5.320	100.0000	02/20/2024	50,000,000.00	50,000,000.00	50,000,000.00	0.00
2253DUDZ9		Credit Agricole Corporate And Investment Bank, New	5.320	100.0000	02/27/2024	35,000,000.00	35,000,000.00	35,000,000.00	0.00
2253DVL9		Credit Agricole Corporate And Investment Bank, New	5.320	100.0000	02/27/2024	45,000,000.00	45,000,000.00	45,000,000.00	0.00
78015WS2		Royal Bank of Canada New York Branch	5.770	100.0000	03/15/2024	50,000,000.00	50,000,000.00	50,000,000.00	0.00
89115BPL8		Toronto-Dominion Bank - New York Branch	5.920	100.0000	03/25/2024	50,000,000.00	50,000,000.00	50,000,000.00	0.00
6555RU5R9		Nordea ABP - New York Branch	5.310	100.0000	03/25/2024	50,000,000.00	50,000,000.00	50,000,000.00	0.00
78015Y1N1		Royal Bank of Canada New York Branch	5.900	100.0000	03/26/2024	50,000,000.00	50,000,000.00	50,000,000.00	0.00
86959TBC9		SVENSKA HANDELSBANKEN AB	5.330	100.0000	04/30/2024	50,000,000.00	50,000,000.00	50,000,000.00	0.00
780154X2		Royal Bank of Canada New York Branch	5.810	100.0000	05/14/2024	50,000,000.00	50,000,000.00	50,000,000.00	0.00
06367DG74		Bank of Montreal - Chicago Branch	5.420	100.0000	05/22/2024	50,000,000.00	50,000,000.00	50,000,000.00	0.00
06367DD77		Bank of Montreal - Chicago Branch	5.820	100.0000	05/28/2024	50,000,000.00	50,000,000.00	50,000,000.00	0.00
89115B2M1		Toronto-Dominion Bank - New York Branch	5.860	100.0000	05/31/2024	50,000,000.00	50,000,000.00	50,000,000.00	0.00
89115B2Z2		Toronto-Dominion Bank - New York Branch	5.870	100.0000	05/31/2024	50,000,000.00	50,000,000.00	50,000,000.00	0.00
21684XM86		COÖPERATIEVE RABOBANK U.A., NEW YORK BRANCH	5.530	100.0000	06/07/2024	50,000,000.00	50,000,000.00	50,000,000.00	0.00
78015JB71		Royal Bank of Canada New York Branch	5.850	100.0000	06/21/2024	25,000,000.00	25,000,000.00	25,000,000.00	0.00
89115B2C1		Toronto-Dominion Bank - New York Branch	5.870	100.0000	06/24/2024	25,000,000.00	25,000,000.00	25,000,000.00	0.00
86959R6X3		SVENSKA HANDELS AB Publ - New York Branch	5.670	100.0000	06/24/2024	50,000,000.00	50,000,000.00	50,000,000.00	0.00
06417M4H1		Bank of Nova Scotia - Houston Branch	5.900	100.0000	06/28/2024	50,000,000.00	50,000,000.00	50,000,000.00	0.00
21684XN28		COÖPERATIEVE RABOBANK U.A., NEW YORK BRANCH	5.490	100.0000	07/10/2024	50,000,000.00	50,000,000.00	50,000,000.00	0.00
06367DGB5		Bank of Montreal - Chicago Branch	5.370	100.0000	07/11/2024	50,000,000.00	50,000,000.00	50,000,000.00	0.00
78015BP1		Royal Bank of Canada New York Branch	5.910	100.0000	08/12/2024	50,000,000.00	50,000,000.00	50,000,000.00	0.00
78015BT3		Royal Bank of Canada New York Branch	5.910	100.0000	08/19/2024	50,000,000.00	50,000,000.00	50,000,000.00	0.00
06367DGG4		Bank of Montreal - Chicago Branch	5.280	100.0000	08/21/2024	50,000,000.00	50,000,000.00	50,000,000.00	0.00
89115BDD9		Toronto-Dominion Bank - New York Branch	5.940	100.0000	08/26/2024	50,000,000.00	50,000,000.00	50,000,000.00	0.00
06367DFY6		Bank of Montreal - Chicago Branch	5.550	100.0000	09/06/2024	50,000,000.00	50,000,000.00	50,000,000.00	0.00
89115BD98		Toronto-Dominion Bank - New York Branch	5.950	100.0000	09/09/2024	50,000,000.00	50,000,000.00	50,000,000.00	0.00
21684XN36		COÖPERATIEVE RABOBANK U.A., NEW YORK BRANCH	5.540	100.0000	09/09/2024	25,000,000.00	25,000,000.00	25,000,000.00	0.00
21684XN44		COÖPERATIEVE RABOBANK U.A., NEW YORK BRANCH	5.520	100.0113	09/09/2024	100,000,000.00	100,011,288.93	100,011,288.93	0.00
89115BD56		Toronto-Dominion Bank - New York Branch	5.970	100.0000	09/23/2024	50,000,000.00	50,000,000.00	50,000,000.00	0.00
78015J3T5		Royal Bank of Canada New York Branch	5.250	100.0000	10/02/2024	50,000,000.00	50,000,000.00	50,000,000.00	0.00
78015JT5		Royal Bank of Canada New York Branch	5.250	100.0000	10/02/2024	10,000,000.00	10,000,000.00	10,000,000.00	0.00
78015DK0		Royal Bank of Canada New York Branch	5.880	100.0000	10/22/2024	25,000,000.00	25,000,000.00	25,000,000.00	0.00
86959TA2		SVENSKA HANDELSBANKEN AB	5.200	100.0000	10/25/2024	50,000,000.00	50,000,000.00	50,000,000.00	0.00
89115BP85		Toronto-Dominion Bank - New York Branch	5.250	100.0000	10/28/2024	50,000,000.00	50,000,000.00	50,000,000.00	0.00
89115BNM8		Toronto-Dominion Bank - New York Branch	5.460	100.0000	11/08/2024	25,000,000.00	25,000,000.00	25,000,000.00	0.00
78015JH8X		Royal Bank of Canada New York Branch	5.470	100.0000	11/12/2024	50,000,000.00	50,000,000.00	50,000,000.00	0.00
89115BL99		Toronto-Dominion Bank - New York Branch	5.680	100.0000	11/21/2024	25,000,000.00	25,000,000.00	25,000,000.00	0.00
78015JHP5		Royal Bank of Canada New York Branch	5.460	100.0000	11/27/2024	50,000,000.00	50,000,000.00	50,000,000.00	0.00
89115BPV6		Toronto-Dominion Bank - New York Branch	5.210	100.0000	11/27/2024	50,000,000.00	50,000,000.00	50,000,000.00	0.00
89115D3A3		Toronto-Dominion Bank - New York Branch	5.140	100.0000	11/27/2024	25,000,000.00	25,000,000.00	25,000,000.00	0.00
89115BPD6		Toronto-Dominion Bank - New York Branch	5.490	100.0000	12/09/2024	50,000,000.00	50,000,000.00	50,000,000.00	0.00
78015J32		Royal Bank of Canada New York Branch	5.460	100.0000	12/11/2024	50,000,000.00	50,000,000.00	50,000,000.00	0.00
78015JP3		Royal Bank of Canada New York Branch	5.230	100.0000	12/18/2024	50,000,000.00	50,000,000.00	50,000,000.00	0.00
89115BPZ7		Toronto-Dominion Bank - New York Branch	5.120	100.0000	01/24/2025	50,000,000.00	50,000,000.00	50,000,000.00	0.00

--- --- 5.532 100.0005 07/08/2024 2,365,000,000.00 2,365,011,288.93 2,365,011,288.93 0.00

CP	Cusip	Description	Yield	Market Price	Final Maturity	Par Value	Market Value	Book Value	Net Unrealized Gain/Loss
63763PB16		National Securities Clearing Corporation	5.596	100.0000	02/01/2024	20,000,000.00	20,000,000.00	20,000,000.00	0.00
7426M2B18		Private Export Funding Corporation	5.515	100.0000	02/01/2024	25,000,000.00	25,000,000.00	25,000,000.00	0.00
82619TB14		Siemens Capital Company LLC	5.438	100.0000	02/01/2024	4,400,000.00	4,400,000.00	4,400,000.00	0.00
2442L2B28		John Deere Capital Corporation	5.578	99.9848	02/02/2024	50,000,000.00	49,992,416.67	49,992,416.67	0.00
6698M4B27		Novartis Finance Corporation	5.375	99.9853	02/02/2024	50,000,000.00	49,992,638.89	49,992,638.89	0.00
6698M4B27		Novartis Finance Corporation	5.375	99.9853	02/02/2024	19,950,000.00	19,947,062.92	19,947,062.92	0.00
59515MB53		Microsoft Corporation	5.474	99.9403	02/05/2024	35,000,000.00	34,979,116.67	34,979,194.44	(77.78)
59515MB53		Microsoft Corporation	5.494	99.9403	02/05/2024	25,000,000.00	24,985,083.33	24,985,083.33	0.00
63763PB57		National Securities Clearing Corporation	5.534	99.9398	02/05/2024	50,000,000.00	49,969,888.89	49,969,888.89	0.00
63763PB65		National Securities Clearing Corporation	5.437	99.9258	02/06/2024	25,000,000.00	24,981,458.33	24,981,458.33	(0.00)
63763PB65		National Securities Clearing Corporation	5.437	99.9258	02/06/2024	50,000,000.00	49,962,916.67	49,962,916.67	0.00
63763PB73		National Securities Clearing Corporation	5.533	99.9097	02/07/2024	30,000,000.00	29,972,900.00	29,972,900.00	0.00
59515MB79		Microsoft Corporation	5.434	99.9112	02/07/2024	25,000,000.00	24,977,791.67	24,977,791.67	0.00
06054NB75		BoFA Securities, Inc.	5.520	99.9097	02/07/2024	50,000,000.00	49,954,833.33	49,954,833.33	0.00
7426M2B83		Private Export Funding Corporation	5.800	99.8969	02/08/2024	50,000,000.00	49,948,472.22	49,948,472.22	0.00
89233GB96		Toyota Motor Credit Corporation	5.563	99.8789	02/09/2024	50,000,000.00	49,939,444.54	49,939,444.54	0.00
82619TB97		Siemens Capital Company LLC	5.396	99.8200	02/09/2024	50,000,000.00	49,941,000.00	49,941,000.00	0.00
89233GB9C		Toyota Motor Credit Corporation	5.563	99.8335	02/12/2024	20,000,000.00	19,966,694.44	19,966,694.44	0.00
63763PBC2	</								

7426M2EF4	Private Export Funding Corporation	5.349	98.4920	05/15/2024	25,000,000.00	24,623,000.00	24,623,000.00	0.00
59515MEH4	Microsoft Corporation	5.455	98.4336	05/17/2024	50,000,000.00	49,216,777.78	49,216,777.78	0.00
7426M4EM5	Private Export Funding Corporation	5.534	98.3592	05/21/2024	10,000,000.00	9,835,916.67	9,835,916.67	0.00
7426M4EM5	Private Export Funding Corporation	5.534	98.3592	05/21/2024	10,000,000.00	9,835,916.67	9,835,916.67	0.00
7426M4EM5	Private Export Funding Corporation	5.534	98.3592	05/21/2024	10,000,000.00	9,835,916.67	9,835,916.67	0.00
59515MEN1	Microsoft Corporation	5.509	98.3504	05/22/2024	25,000,000.00	24,587,604.16	24,586,833.33	770.83
59515MEN1	Microsoft Corporation	5.495	98.3504	05/22/2024	10,000,000.00	9,835,041.66	9,835,041.66	0.00
7426M4EP8	Private Export Funding Corporation	5.523	98.3387	05/23/2024	25,000,000.00	24,584,666.67	24,584,666.67	0.00
7426M2EQ0	Private Export Funding Corporation	5.469	98.3364	05/24/2024	35,000,000.00	34,417,736.11	34,417,736.11	0.00
7426M2EV9	Private Export Funding Corporation	5.410	98.2726	05/29/2024	50,000,000.00	49,136,305.56	49,136,305.56	0.00
59515MX9	Microsoft Corporation	5.499	98.2167	05/31/2024	50,000,000.00	49,108,333.33	49,108,333.33	0.00
59515MF42	Microsoft Corporation	5.402	98.1848	06/04/2024	50,000,000.00	49,092,388.89	49,092,388.89	0.00
59515MF75	Microsoft Corporation	5.498	98.1126	06/07/2024	50,000,000.00	49,056,319.44	49,056,319.44	0.00
7426M2F71	Private Export Funding Corporation	5.339	98.1620	06/07/2024	25,000,000.00	24,540,506.94	24,540,506.94	0.00
46651VE19	J.P. Morgan Securities LLC	5.600	100.0000	06/10/2024	50,000,000.00	50,000,000.00	50,000,000.00	0.00
46651VEV4	J.P. Morgan Securities LLC	5.530	100.0000	06/20/2024	50,000,000.00	50,000,000.00	50,000,000.00	0.00
63763PFU8	National Securities Clearing Corporation	5.629	97.7594	06/28/2024	50,000,000.00	48,879,722.22	48,879,722.22	0.00
7426M4GB7	Private Export Funding Corporation	5.372	97.6655	07/11/2024	50,000,000.00	48,832,750.00	48,832,750.00	0.00
7426M2GK1	Private Export Funding Corporation	5.281	97.5871	07/19/2024	25,000,000.00	24,396,763.89	24,396,763.89	0.00
7426M2H79	Private Export Funding Corporation	5.163	97.3784	08/07/2024	50,000,000.00	48,689,222.22	48,689,222.22	0.00
21687AJ38	COOPERATIVE RABOBANK U.A., NEW YORK BRANCH	5.470	96.8407	09/03/2024	25,000,000.00	24,210,173.61	24,210,173.61	0.00
89116EJ61	Toronto Dominion Holdings (U.S.A.), Inc.	5.481	96.7906	09/06/2024	50,000,000.00	48,395,277.78	48,395,277.78	0.00
89116EJ66	Toronto Dominion Holdings (U.S.A.), Inc.	5.321	96.7813	09/13/2024	50,000,000.00	48,390,625.00	48,390,625.00	0.00
---	---	5.482	99.1190	04/08/2024	2,496,780,000.00	2,474,558,031.49	2,474,552,512.75	5,518.74

Corporate  
CORP

Cusip	Description	Yield	Market Price	Final Maturity	Par Value	Market Value	Book Value	Net Unrealized Gain/Loss
037833BY5	APPLE INC	4.412	97.4985	02/23/2026	10,000,000.00	9,749,850.00	9,774,004.32	(24,154.32)
037833BY5	APPLE INC	4.411	97.4985	02/23/2026	436,000.00	425,093.46	426,150.76	(1,057.30)
594918CG7	MICROSOFT CORP	4.560	97.5091	09/15/2026	14,108,000.00	13,756,583.83	13,708,956.96	47,626.87
037833CJ7	APPLE INC	4.528	97.4157	02/09/2027	4,700,000.00	4,578,537.90	4,545,722.66	32,815.24
---	---	4.502	97.4904	07/27/2026	29,244,000.00	28,510,065.19	28,454,834.70	55,230.48

MM Fund  
MMFUND

Cusip	Description	Yield	Market Price	Final Maturity	Par Value	Market Value	Book Value	Net Unrealized Gain/Loss
949921126	ALLSPRING-GOVT MM SEL	5.270	1.0000	01/31/2024	49,000,000.00	49,000,000.00	49,000,000.00	0.00
949921126	SIERRA CALIF JT CMNTY COLLEGE DIST	5.270	1.0000	01/31/2024	40,000,000.00	40,000,000.00	40,000,000.00	0.00
608919718	FEDERATED HRMS GV O PRMR	5.260	1.0000	01/31/2024	1,000,000.00	1,000,000.00	1,000,000.00	0.00
31607A703	FIDELITY IMM-GOVT INSTL	5.260	1.0000	01/31/2024	1,000,000.00	1,000,000.00	1,000,000.00	0.00
61747C707	MORG STAN ILO-GV I	5.210	1.0000	01/31/2024	1,000,000.00	1,000,000.00	1,000,000.00	0.00
4812CA538	JPMORGAN-US GVT MM EMPWR	5.210	1.0000	01/31/2024	1,000,000.00	1,000,000.00	1,000,000.00	0.00
857491517	SS INST INV-US GVT MM OPP	5.260	1.0000	01/31/2024	6,000,000.00	6,000,000.00	6,000,000.00	0.00
4812CA538	JPMORGAN-US GVT MM EMPWR	5.210	1.0000	01/31/2024	1,000,000.00	1,000,000.00	1,000,000.00	0.00
---	---	5.267	1.0000	01/31/2024	100,000,000.00	100,000,000.00	100,000,000.00	0.00

Muni  
MUNI

Cusip	Description	Yield	Market Price	Final Maturity	Par Value	Market Value	Book Value	Net Unrealized Gain/Loss
826239FY6	SIERRA CALIF JT CMNTY COLLEGE DIST	0.344	97.5210	08/01/2024	500,000.00	487,605.00	500,000.00	(12,395.00)
826239GH2	SIERRA CALIF JT CMNTY COLLEGE DIST	0.354	97.6080	08/01/2024	720,000.00	702,777.60	720,000.00	(17,222.40)
802498Y5	SANTA MONICA-MALIBU UNIFIED SCHOOL FACILITY IMPROV	0.396	97.8470	08/01/2024	1,000,000.00	978,470.00	1,000,000.00	(21,530.00)
93974E7F3	WASHINGTON ST	0.470	97.7440	08/01/2024	14,995,000.00	14,656,712.80	14,995,000.00	(338,287.20)
419792F84	HAWAII ST	0.713	97.8180	08/01/2024	9,000,000.00	8,803,620.00	9,000,000.00	(196,380.00)
074437HA5	BEAUMONT CALIF UNI SCH DIST	0.690	97.4850	08/01/2024	275,000.00	268,083.75	275,000.00	(6,916.25)
987388GU3	YOSEMITE CALIF CMNTY COLLEGE DIST	1.440	98.1840	08/01/2024	700,000.00	687,288.00	700,000.00	(12,712.00)
757710U55	REDONDO BEACH CALIF UNI SCH DIST	1.571	98.1560	08/01/2024	500,000.00	490,780.00	500,000.00	(9,220.00)
93974EY48	WASHINGTON ST	3.350	99.1700	08/01/2024	13,475,000.00	13,363,157.50	13,475,000.00	(111,842.50)
419792A71	HAWAII ST	0.713	97.1440	10/01/2024	10,000,000.00	9,714,400.00	10,000,000.00	(285,600.00)
419792D37	HAWAII ST	0.713	97.2080	10/01/2024	2,500,000.00	2,430,200.00	2,500,000.00	(69,800.00)
882724XK8	TEXAS ST	0.794	97.3100	10/01/2024	5,810,000.00	5,653,711.00	5,810,000.00	(156,289.00)
419792F92	HAWAII ST	1.033	95.0130	08/01/2025	6,250,000.00	5,938,312.50	6,250,000.00	(311,687.50)
802498Y22	SANTA MONICA-MALIBU UNIFIED SCHOOL FACILITY IMPROV	0.669	94.3600	08/01/2025	1,000,000.00	943,600.00	1,000,000.00	(56,400.00)
56781RK73	MARIN CALIF CMNTY COLLEGE DIST	0.763	94.5750	08/01/2025	1,065,000.00	1,007,223.75	1,065,000.00	(57,776.25)
074437HB3	BEAUMONT CALIF UNI SCH DIST	1.109	94.3400	08/01/2025	500,000.00	471,700.00	500,000.00	(28,300.00)
799408Z88	SAN RAMON VALLEY CALIF UNI SCH DIST	0.967	94.8370	08/01/2025	4,505,000.00	4,272,406.85	4,505,000.00	(232,593.15)
93974EYB6	WASHINGTON ST	3.350	98.1350	08/01/2025	10,065,000.00	9,877,287.75	10,065,000.00	(187,712.25)
419792A89	HAWAII ST	1.033	97.3470	10/01/2025	12,775,000.00	12,436,079.25	13,131,755.53	(695,676.28)
419792D45	HAWAII ST	1.033	94.6240	10/01/2025	3,660,000.00	3,463,238.40	3,660,000.00	(196,761.60)
93974EYC4	WASHINGTON ST	3.370	97.4780	08/01/2026	20,825,000.00	20,299,793.50	20,825,000.00	(525,206.50)
13063D3N6	CALIFORNIA ST	4.847	101.9610	03/01/2027	9,300,000.00	9,482,372.00	9,300,000.00	182,372.00
419792M29	HAWAII ST	4.513	102.7910	10/01/2027	5,000,000.00	5,139,550.00	5,081,470.84	58,079.16
---	---	2.054	97.8801	07/13/2025	134,420,000.00	131,568,370.65	134,858,226.37	(3,289,855.72)

Mutual Fund  
Open-End Fund

Cusip	Description	Yield	Market Price	Final Maturity	Par Value	Market Value	Book Value	Net Unrealized Gain/Loss
CLTRSF	CALTRUST	4.880	1.0086	---	93,213,169.12	94,017,200.84	94,017,200.84	(0.00)
CLTRSF	CALTRUST	4.880	1.0086	---	93,213,169.12	94,017,200.84	94,017,200.84	(0.00)

Non-US Gov  
SUPRANATIONAL

Cusip	Description	Yield	Market Price	Final Maturity	Par Value	Market Value	Book Value	Net Unrealized Gain/Loss
4596M3C3	INTERNATIONAL BANK FOR RECONSTRUCTION AND DEVELOPM	2.540	99.4960	03/28/2024	3,895,000.00	3,875,360.20	3,893,317.87	(17,948.67)
45950VQ3	INTERNATIONAL FINANCE CORP	0.273	97.2435	08/22/2024	25,000,000.00	24,310,885.00	24,996,857.68	(685,972.68)
45950VQ4	INTERNATIONAL FINANCE CORP	0.484	96.8725	09/23/2024	25,000,000.00	24,218,125.00	24,992,977.87	(774,852.87)
45950KCR9	INTERNATIONAL FINANCE CORP	5.358	97.4715	10/16/2024	25,000,000.00	24,367,878.00	24,322,351.85	45,526.15
45950VQL3	INTERNATIONAL FINANCE CORPORATION	5.197	96.5663	10/29/2024	25,000,000.00	24,141,578.00	24,992,872.65	(851,294.65)
45950SDX8	INTERNATIONAL BANK FOR RECONSTRUCTION AND DEVELOPM	0.719	98.0691	11/25/2024	25,000,000.00	24,517,275.00	24,471,483.38	45,791.62
45950VRA6	INTERNATIONAL FINANCE CORP	1.099	96.0330	01/21/2025	25,000,000.00	24,008,250.00	24,985,991.10	(977,741.10)
45950VRX6	INTERNATIONAL FINANCE CORP	4.077	99.0685	02/01/2027	25,000,000.00	24,767,131.00	24,947,358.67	(180,227.67)
---	---	2.440	97.3764	02/16/2025	178,895,000.00	174,206,488.20	177,603,211.08	(3,396,722.88)

Repo  
REPO

Cusip	Description	Yield	Market Price	Final Maturity	Par Value	Market Value	Book Value	Net Unrealized Gain/Loss
RP02012024533	Repurchase agreement	5.330	100.0000	02/01/2024	400,000,000.00	400,000,000.00	400,000,000.00	0.00
RP02012024533	Repurchase agreement	5.330	100.0000	02/01/2024	400,000,000.00	400,000,000.00	400,000,000.00	0.00

US Gov  
T-BILL

Cusip	Description	Yield	Market Price	Final Maturity	Par Value	Market Value	Book Value	Net Unrealized Gain/Loss
912797JD0	UNITED STATES TREASURY	5.388	99.8245	02/13/2024	50,000,000.00	49,912,650.00	49,912,650.00	(400.00)
912797GP6	UNITED STATES TREASURY	5.592	99.5901	02/29/2024	25,000,000.00	24,897,527.75	24,895,950.83	1,576.92
912797HH3	UNITED STATES TREASURY	5.314	98.6805	05/02/2024	65,000,000.00	64,142,325.00	64,158,279.07	(15,954.07)
912797HH3	UNITED STATES TREASURY	5.322	98.6805	05/02/2024	50,000,000.00	49,340,250.00	49,351,170.00	(10,920.00)
912797FH5	UNITED STATES TREASURY	5.466	98.4848	05/16/2024	50,000,000.00	49,242,396.00	49,237,911.46	4,484.54
912797HR1	UNITED STATES TREASURY	5.285	98.3869	05/23/2024	35,000,000.00	34,435,411.15	34,446,844.45	(11,433.30)
912797HR1	UNITED STATES TREASURY	5.275	98.3869	05/23/2024	30,000,000.00	29,526,706.66	29,526,706.66	(0.00)
912797JY4	UNITED STATES TREASURY	5.353	98.3165	05/28/2024	50,000,000.00	49,158,250.00	49,159,078.75	(828.75)

912797FS1	UNITED STATES TREASURY	5.334	98.1140	06/13/2024	50,000,000.00	49,056,993.00	49,055,422.92	1,570.08
912796ZW2	UNITED STATES TREASURY	5.303	98.0400	06/20/2024	50,000,000.00	49,020,000.00	49,011,755.55	8,244.45
912797GB7	UNITED STATES TREASURY	5.403	97.7482	07/11/2024	10,000,000.00	9,774,832.60	9,770,306.67	4,516.93
912797GK7	UNITED STATES TREASURY	5.463	97.4039	08/08/2024	30,000,000.00	29,221,162.50	29,181,393.75	39,768.75
---	UNITED STATES TREASURY	5.363	98.5326	05/14/2024	495,000,000.00	487,717,455.70	487,707,470.11	9,985.59

IS Gov  
US GOV

Cusip	Description	Yield	Market Price	Final Maturity	Par Value	Market Value	Book Value	Net Unrealized Gain/Loss
91282CBM2	UNITED STATES TREASURY	0.219	99.7813	02/15/2024	25,000,000.00	24,945,312.50	24,999,105.23	(53,792.73)
91282CBR1	UNITED STATES TREASURY	0.287	99.4063	03/15/2024	50,000,000.00	49,703,125.00	49,997,832.46	(294,707.46)
91282BW71	UNITED STATES TREASURY	2.395	99.4688	03/31/2024	30,000,000.00	29,840,625.00	29,987,325.80	(146,700.80)
91282CG2	UNITED STATES TREASURY	2.358	99.5000	03/31/2024	10,000,000.00	9,950,000.00	9,998,306.83	(48,306.83)
912826R6	UNITED STATES TREASURY	4.390	99.2500	04/30/2024	25,000,000.00	24,812,500.00	24,874,086.04	(61,586.04)
912828W5	UNITED STATES TREASURY	5.256	99.2031	05/15/2024	50,000,000.00	49,601,562.50	49,622,685.19	(21,122.69)
91282CC3	UNITED STATES TREASURY	4.274	98.5781	05/15/2024	15,000,000.00	14,786,718.75	14,834,039.35	(47,320.60)
912828XT2	UNITED STATES TREASURY	2.567	98.9375	05/31/2024	10,000,000.00	9,893,750.00	9,981,966.48	(88,216.48)
91282CER8	UNITED STATES TREASURY	2.502	99.0781	05/31/2024	20,000,000.00	19,815,625.00	19,999,871.75	(184,246.75)
91282CER8	UNITED STATES TREASURY	2.563	99.0781	05/31/2024	20,000,000.00	19,815,625.00	19,996,018.84	(186,393.84)
91282CCG4	UNITED STATES TREASURY	5.185	98.1875	06/15/2024	10,000,000.00	9,818,750.00	9,824,876.75	(6,126.75)
912828XX3	UNITED STATES TREASURY	3.217	98.7031	06/30/2024	10,000,000.00	9,870,312.50	9,951,995.48	(81,682.98)
912828XX3	UNITED STATES TREASURY	2.558	98.7031	06/30/2024	25,000,000.00	24,675,781.25	24,944,490.13	(268,708.88)
91282CFA4	UNITED STATES TREASURY	5.386	98.9531	07/31/2024	100,000,000.00	98,953,125.00	98,861,595.52	91,529.48
91282D56	UNITED STATES TREASURY	5.503	98.5469	08/15/2024	50,000,000.00	49,273,437.50	49,191,708.59	81,728.91
91282D56	UNITED STATES TREASURY	5.508	98.5469	08/15/2024	5,000,000.00	4,927,343.75	4,919,052.34	8,291.41
91282CG1	UNITED STATES TREASURY	5.441	98.9063	08/31/2024	25,000,000.00	24,726,562.50	24,694,553.90	32,008.60
91282CCX7	UNITED STATES TREASURY	0.439	97.1719	09/15/2024	25,000,000.00	24,292,968.75	24,990,089.14	(697,120.39)
91282CCX7	UNITED STATES TREASURY	0.438	97.1719	09/15/2024	25,000,000.00	24,292,968.75	24,990,282.53	(697,313.78)
91282CFN6	UNITED STATES TREASURY	4.215	99.4844	09/30/2024	25,000,000.00	24,871,093.75	25,005,496.00	(134,402.25)
91282CFN6	UNITED STATES TREASURY	5.439	99.4844	09/30/2024	70,000,000.00	69,639,062.50	69,468,261.72	170,800.78
91282CDB4	UNITED STATES TREASURY	0.754	97.0156	10/15/2024	25,000,000.00	24,253,906.25	24,977,665.39	(723,759.14)
91282CDB4	UNITED STATES TREASURY	5.362	97.0156	10/15/2024	25,000,000.00	24,253,906.25	24,977,665.39	55,940.05
912828YM6	UNITED STATES TREASURY	5.331	97.5000	10/31/2024	10,000,000.00	9,750,000.00	9,724,696.31	25,303.69
91282CFQ9	UNITED STATES TREASURY	5.443	99.5781	10/31/2024	50,000,000.00	49,789,062.50	49,617,262.41	171,800.09
91282CFQ9	UNITED STATES TREASURY	5.313	99.5781	10/31/2024	15,000,000.00	14,936,718.75	14,898,422.44	38,296.31
91282D56	UNITED STATES TREASURY	4.921	97.9375	11/15/2024	50,000,000.00	48,968,750.00	48,982,900.95	(14,150.95)
912828V6	UNITED STATES TREASURY	1.747	97.2656	11/30/2024	25,000,000.00	24,316,406.25	24,950,397.68	(633,991.43)
91282CG0	UNITED STATES TREASURY	4.754	99.3906	01/31/2025	15,000,000.00	14,908,593.75	14,909,091.88	(498.13)
912828C7	UNITED STATES TREASURY	0.540	96.2813	02/28/2025	10,000,000.00	9,628,125.00	10,062,293.99	(434,168.99)
912828Z0	UNITED STATES TREASURY	0.647	95.3906	03/31/2025	25,000,000.00	23,847,656.25	24,958,024.61	(1,110,368.36)
912828Z0	UNITED STATES TREASURY	0.619	95.3906	03/31/2025	25,000,000.00	23,847,656.25	24,965,802.05	(1,118,145.80)
91282CEH0	UNITED STATES TREASURY	2.647	97.6875	04/15/2025	10,000,000.00	9,768,750.00	9,997,489.71	(228,739.71)
912828ZL7	UNITED STATES TREASURY	0.445	94.9531	04/30/2025	15,000,000.00	14,242,968.75	14,987,090.94	(744,122.19)
9128284R8	UNITED STATES TREASURY	2.799	97.8906	05/31/2025	15,000,000.00	14,683,593.75	15,014,360.14	(330,766.39)
91282CAB7	UNITED STATES TREASURY	0.675	93.9844	07/31/2025	25,000,000.00	23,496,093.75	24,843,497.59	(1,347,403.84)
91282CAM3	UNITED STATES TREASURY	0.815	93.4844	09/30/2025	25,000,000.00	23,371,093.75	24,769,544.62	(1,398,450.87)
91282CAM3	UNITED STATES TREASURY	0.950	93.4844	09/30/2025	25,000,000.00	23,371,093.75	24,715,123.45	(1,344,029.70)
91282CB4	UNITED STATES TREASURY	0.700	92.9688	12/31/2025	25,000,000.00	23,242,187.50	24,847,066.26	(1,604,878.76)
91282CBH3	UNITED STATES TREASURY	2.447	92.7031	01/31/2026	15,000,000.00	13,905,468.75	14,410,879.32	(505,410.57)
91282CBH3	UNITED STATES TREASURY	0.586	92.7031	01/31/2026	10,000,000.00	9,270,312.50	9,958,495.08	(688,182.58)
91282CBH3	UNITED STATES TREASURY	0.593	92.7031	01/31/2026	10,000,000.00	9,270,312.50	9,957,113.97	(686,801.47)
912828P46	UNITED STATES TREASURY	0.799	94.9688	02/15/2026	10,000,000.00	9,496,875.00	10,164,925.25	(668,050.25)
912828P46	UNITED STATES TREASURY	0.670	94.9688	02/15/2026	10,000,000.00	9,496,875.00	10,191,397.91	(694,522.91)
91282CBQ3	UNITED STATES TREASURY	0.591	92.6875	02/28/2026	20,000,000.00	18,537,500.00	19,962,808.58	(1,425,308.58)
91282CBT7	UNITED STATES TREASURY	0.715	93.0313	03/31/2026	25,000,000.00	23,257,812.50	25,018,600.07	(1,760,787.57)
91282CJ8	UNITED STATES TREASURY	0.882	92.7188	06/30/2026	20,000,000.00	18,543,750.00	19,996,705.09	(1,452,955.09)
91282CJ8	UNITED STATES TREASURY	0.906	92.7188	06/30/2026	35,000,000.00	32,451,562.50	34,974,289.38	(2,522,726.88)
91282CCW9	UNITED STATES TREASURY	0.832	91.9375	08/31/2026	25,000,000.00	22,984,375.00	24,948,626.56	(1,964,251.56)
91282CCW9	UNITED STATES TREASURY	0.902	91.9375	08/31/2026	25,000,000.00	22,984,375.00	24,904,536.41	(1,920,161.41)
91282CCZ2	UNITED STATES TREASURY	0.982	92.0938	09/30/2026	20,000,000.00	18,418,750.00	19,944,551.07	(1,525,801.07)
91282CCZ2	UNITED STATES TREASURY	2.540	92.0938	09/30/2026	15,000,000.00	13,814,062.50	14,375,766.05	(561,703.55)
91282CDG3	UNITED STATES TREASURY	2.884	92.4844	10/31/2026	10,000,000.00	9,248,437.50	9,550,439.72	(302,002.22)
912810EY0	UNITED STATES TREASURY	4.205	106.0156	11/15/2026	25,000,000.00	26,503,906.25	26,453,997.12	49,909.13
91282CDK4	UNITED STATES TREASURY	4.099	92.6250	11/30/2026	25,000,000.00	23,156,250.00	23,160,281.89	(4,031.89)
912810EZ7	UNITED STATES TREASURY	3.048	107.1563	02/15/2027	15,000,000.00	16,073,437.50	16,511,016.48	(437,578.98)
91282CEF4	UNITED STATES TREASURY	2.502	95.6406	03/31/2027	25,000,000.00	23,910,156.25	24,998,765.66	(1,088,609.41)
91282CEF4	UNITED STATES TREASURY	2.503	95.6406	03/31/2027	25,000,000.00	23,910,156.25	24,997,531.32	(1,087,375.07)
912828ZS2	UNITED STATES TREASURY	2.845	89.2656	05/31/2027	20,000,000.00	17,853,125.00	18,555,378.47	(702,253.47)
91282CEW7	UNITED STATES TREASURY	3.109	97.7500	06/30/2027	15,000,000.00	14,662,500.00	15,066,242.67	(403,742.67)
91282CEW7	UNITED STATES TREASURY	3.213	97.7500	06/30/2027	15,000,000.00	14,662,500.00	15,017,309.99	(354,809.99)
912810FA1	UNITED STATES TREASURY	3.247	107.5313	08/15/2027	15,000,000.00	16,129,687.50	16,520,404.99	(390,717.49)
912810FA1	UNITED STATES TREASURY	3.483	107.5313	08/15/2027	15,000,000.00	16,129,687.50	16,397,415.57	(267,728.07)
91282CFH9	UNITED STATES TREASURY	3.269	97.2188	08/31/2027	5,000,000.00	4,860,937.50	4,976,373.93	(115,436.43)
912810FB9	UNITED STATES TREASURY	4.003	107.4688	11/15/2027	15,000,000.00	16,120,312.50	16,082,843.41	37,469.09
91282CFZ9	UNITED STATES TREASURY	3.840	99.7500	11/30/2027	15,000,000.00	14,962,500.00	15,017,718.51	(55,218.51)
91282CFZ9	UNITED STATES TREASURY	4.048	99.7500	11/30/2027	25,000,000.00	24,937,500.00	24,849,521.58	87,978.42
91282CHK0	UNITED STATES TREASURY	4.125	100.4063	06/30/2028	25,000,000.00	25,101,562.50	24,876,861.72	224,700.78
---	UNITED STATES TREASURY	2.964	97.5014	07/13/2025	1,570,000,000.00	1,529,837,500.00	1,564,393,134.44	(34,555,634.44)

summary	Cusip	Description	Yield	Market Price	Final Maturity	Par Value	Market Value	Book Value	Net Unrealized Gain/Loss
---	---	---	4.258	97.1733	05/08/2025	14,709,223,091.09	14,485,187,119.30	14,636,778,957.13	(151,591,837.83)



COUNTY OF RIVERSIDE  
TREASURER-TAX COLLECTOR  
CAPITAL MARKETS

COUNTY ADMINISTRATIVE CENTER  
4080 LEMON STREET,  
4TH FLOOR,  
RIVERSIDE, CA 92502-2205