

**SUBMITTAL TO THE BOARD OF SUPERVISORS  
COUNTY OF RIVERSIDE, STATE OF CALIFORNIA**



**ITEM: 2.26  
(ID # 25733)**

**MEETING DATE:**  
Tuesday, August 27, 2024


**FROM :** TREASURER-TAX COLLECTOR

**SUBJECT:** TREASURER-TAX COLLECTOR: Receive and File the Treasurer's Monthly Disclosure Report on Investments dated July, 2024, All Districts. [\$0]

**RECOMMENDED MOTION:** That the Board of Supervisors:

1. Receives and files the 'Monthly Disclosure Report on Investments dated July, 2024.

**ACTION:Consent**

  
Matthew Jennings, Treasurer-Tax Collector 8/15/2024


---

**MINUTES OF THE BOARD OF SUPERVISORS**

On motion of Supervisor Perez, seconded by Supervisor Spiegel and duly carried by unanimous vote, IT WAS ORDERED that the above matter is received and filed as recommended.

Ayes: Jeffries, Spiegel, Washington, Perez and Gutierrez  
Nays: None  
Absent: None  
Date: August 27, 2024  
xc: Tax Collector

Kimberly A. Rector  
Clerk of the Board

By:   
Deputy

**SUBMITTAL TO THE BOARD OF SUPERVISORS COUNTY OF RIVERSIDE,  
STATE OF CALIFORNIA**

<b>FINANCIAL DATA</b>	<b>Current Fiscal Year:</b>	<b>Next Fiscal Year:</b>	<b>Total Cost:</b>	<b>Ongoing Cost</b>
<b>COST</b>	\$ 0	\$ 0	\$ 0	\$ 0
<b>NET COUNTY COST</b>	\$ 0	\$ 0	\$ 0	\$ 0
<b>SOURCE OF FUNDS: NA</b>			<b>Budget Adjustment: No</b>	
			<b>For Fiscal Year: 2024-2025</b>	

**C.E.O. RECOMMENDATION:** Approve

**BACKGROUND:**

**Summary**

The County Treasurer -Tax Collector is submitting the above noted report to the County Board of Supervisors in keeping with Section 53607 of the California Government Code, which requires a quarterly report on the status of investments. The practice has been to provide the Board with a monthly report. The report gives various statistics on the portfolio as to overall composition, liquidity, credit quality on the various securities and provides several trends on earning performance, average weighted maturity, and the portfolio's 'paper loss or gain'.

# COUNTY OF RIVERSIDE

## TREASURER-TAX COLLECTOR'S

MANAGED BY

**Matt Jennings**  
Treasurer-Tax Collector

Giovane Pizano  
Assistant Treasurer


John Byerly  
Chief Investment Officer

Steve Faeth  
Senior Investment Officer

Isela Licea  
Investment Officer

COUNTY ADMINISTRATIVE CENTER  
4080 LEMON STREET,  
4TH FLOOR,  
RIVERSIDE, CA 92502-2205

[WWW.COUNTYTREASURER.ORG](http://WWW.COUNTYTREASURER.ORG)



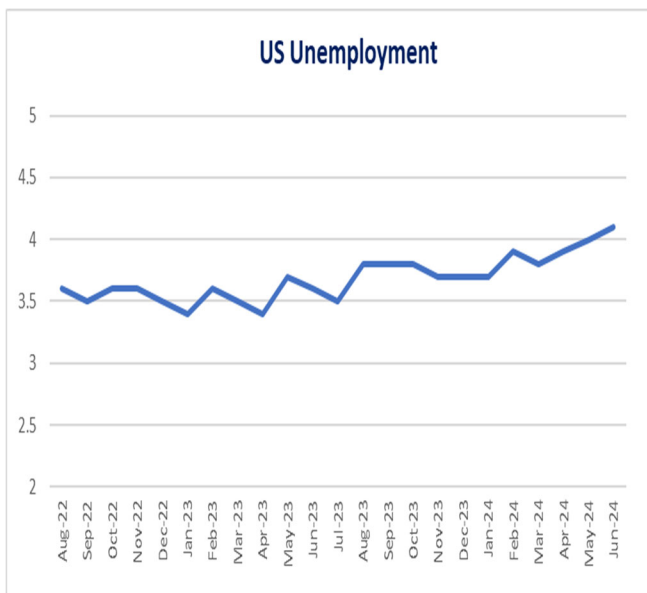
**TREASURER-TAX COLLECTOR'S  
POOLED INVESTMENT FUND**

**JULY 2024 REPORT**

# Economic Slowing Continues

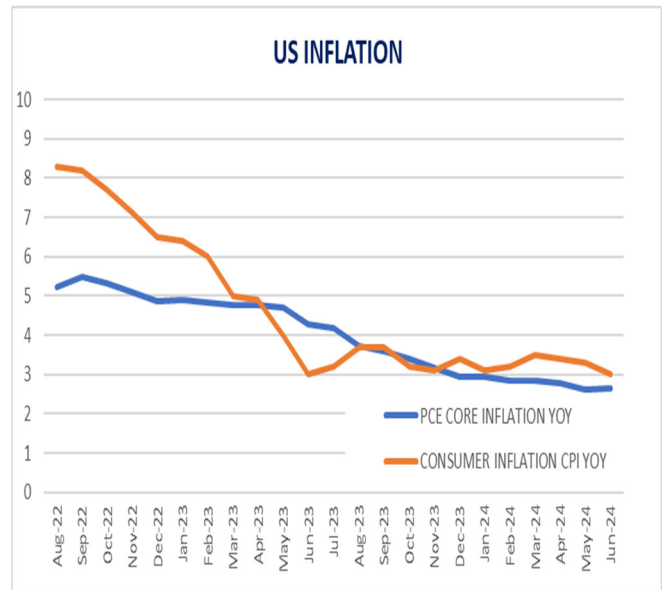
The U.S. economy showed further signs of moderate slowing in July. Labor, inflation and home sales displayed weakness. Data released during the month elevated Fed Funds Futures traders' anticipation of rate cuts. The likelihood of a September FOMC rate cut increased from 61% to 114%, signaling full confidence of a 25-basis point cut on September 18, 2024.

Nonfarm payrolls reported 206,000 jobs were created, however downward revisions to the prior two months took much of the shine away from the headline gain. Incorporating revisions, payroll growth averaged 176,000 jobs per month over the second quarter, down from a 267,000 average over the first quarter. The unemployment rate ticked up a tenth to 4.1%, which is the highest since late 2021. Digging into the payroll report, job growth was carried by less cyclically sensitive industries such as government (+70,000) and health care & social assistance (+82,000). Temporary help employment fell a worrisome -49,000 and is down 500,000 from its peak in March 2022.



Inflation, the key focus of the Federal Reserve, continued to soften. The PCE Deflator Index, a favored measure of the Federal Reserve, ticked down a tenth to 2.6% year over year. In the minutes from the June

FOMC meeting, the committee cited 'that while risks of inflation remain to the upside, there is rising concern about the risks of economic activity skewing to the downside'.



High mortgage rates seem to be deterring home buyers, as the National Association of Home Builders (NAHB) Traffic of Prospective Buyers index slowed to 27, the lowest measure this year. The headline NAHB Housing Market Index slipped for the 3<sup>rd</sup> consecutive month. Here in Riverside County, home prices only slipped 1% to \$643,500, but the number of homes sold dropped 8.6% from the prior month

Treasuries rallied sending yields markedly lower by month-end. The 2-year Treasury began at a yield of 4.75% and ended at 4.26%. The 5-year Treasury note began the month at a yield of 4.42% and ended at 3.91%. Stocks gained, with the Dow Jones Industrial Average beginning the month at 39,200 and ending at 40,800.

Matt Jennings

Treasurer-Tax Collector

# Treasurer Tax-Collector Statement



## PORTFOLIO SUMMARY

Month End Values \$ are

Expressed in 000,000	Jul-24	Jan-24	Jul-23
Principal Value	14,042.43	14,580.11	13,117.15
Market Value*	13,985.68	14,485.18	12,887.89
Book Value*	14,094.24	14,636.77	13,177.60
Unrealized Gain/Loss*	-108.56	-151.59	-289.71
Paper Gain or Loss %	-0.770%	-1.036%	-2.199%
Yield	4.30	4.26	3.86
WAM (Yrs)	1.33	1.27	1.35

\* Market values do not include accrued interest.

\* Book Value is amount paid changed by amortization. Accretion, adjustments, write downs

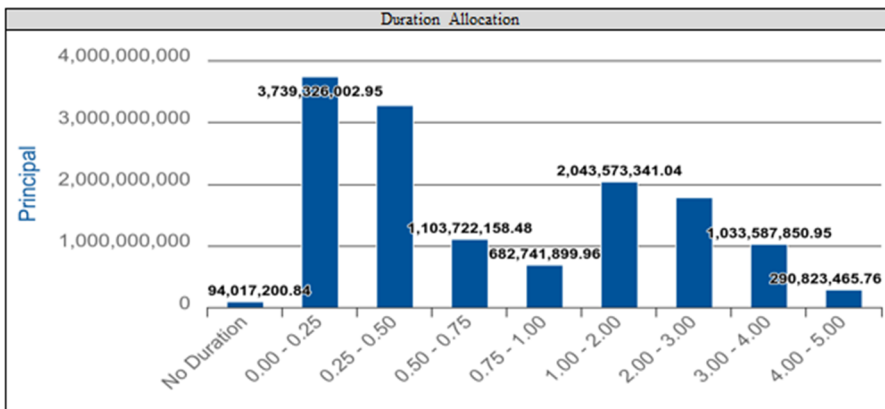
\* Unrealized Gain/Loss is Market Value - Book Value

The Treasurer's Pooled Investment Fund is comprised of contributions from the county, schools, special districts, and other discretionary depositors throughout the County of Riverside. The primary objective of the Treasurer shall be to **safeguard the principal** of the funds under the Treasurer's control, meet the **liquidity needs** of the depositor, and to maximize a **return on the funds** within the given parameters.

The Treasurer-Tax Collector and the Capital Markets team are committed to maintaining the highest credit ratings. The Treasurer's Pooled Investment Fund is currently rated **Aaa-bf** by **Moody's Investor Service** and **AAAf/S1** by **Fitch Ratings**, two of the nation's most trusted bond credit rating services.

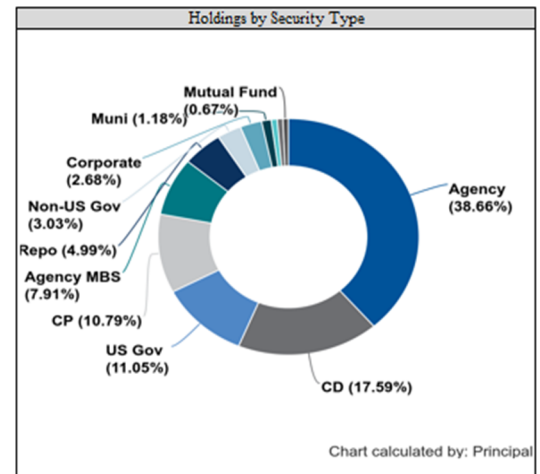
Since its inception, the Treasurer's Pooled Investment Fund has been in **full compliance** with the Treasurer's Statement of Investment Policy, which is more restrictive than California Government Code 53646.

# TPIF STATS



Rating	Market Value
AAA	7,480,548,593.24
AA+	7,012,168.85
AA	141,469,052.90
NA	973,310,832.94
NR	93,774,390.70
A-1+	5,369,904,139.16

Security Type Category	Days to Final Maturity	Par Value	Market Price	Yield	Principal
Mutual Fund	---	93,213,169.12	1.0086	5.380	94,017,200.84
Agency CMO	397	101,528,156.86	98.4343	5.082	98,743,987.26
MM Fund	0	106,156,169.48	1.0000	5.257	106,156,169.48
Muni	422	164,420,000.00	99.4679	2.610	165,624,065.00
Corporate	536	386,534,000.00	97.8129	4.956	375,682,540.28
Non-US Gov	566	430,000,000.00	99.4730	3.846	424,983,966.67
Repo	2	701,000,000.00	100.0000	5.387	701,000,000.00
Agency MBS	1259	1,134,509,432.88	98.2756	4.525	1,111,022,487.36
CP	73	1,536,940,000.00	99.4657	5.381	1,514,713,683.95
US Gov	456	1,575,000,000.00	97.5101	3.463	1,551,820,870.35
CD	136	2,470,000,000.00	100.0000	5.380	2,470,000,000.00
Agency	678	5,467,969,250.00	98.1308	3.538	5,428,669,172.60
<b>Total</b>	<b>487</b>	<b>14,167,270,178.35</b>	<b>97.3195</b>	<b>4.295</b>	<b>14,042,434,143.78</b>



# PORTFOLIO CASHFLOWS

Month	Monthly Receipts	Monthly Disbursements	Difference	Required Matured Investments	Balance	Actual Investments Maturing	Available to Invest > 1 Year
08/2024					110.93		
08/2024	1,700.00	2,000.00	(300.00)	189.07	0.00	1,333.71	
09/2024	2,300.00	1,900.00	400.00		400.00	762.89	
10/2024	2,691.00	3,100.00	(408.27)	8.27	0.00	866.46	
11/2024	2,200.00	2,050.00	150.00		150.00	862.46	
12/2024	3,082.00	1,933.00	1,149.00		1,299.00	807.94	
01/2025	1,905.00	3,521.06	(1,616.06)	317.06	0.00	1,788.90	
02/2025	2,106.00	2,756.00	(650.00)	650.00	0.00	529.06	
03/2025	3,334.00	3,227.00	107.00		107.00	266.41	
04/2025	4,276.00	3,329.00	947.00		1,054.00	411.79	
05/2025	2,091.00	3,221.40	(1,129.81)	75.81	0.00	442.81	
04/2026	2,065.00	2,478.00	(413.00)	413.00	0.00	125.87	
05/2026	1,884.00	3,251.00	(1,128.81)	1,128.81	0.00	116.61	
<b>TOTALS</b>	<b>29,634.00</b>	<b>32,766.46</b>	<b>(2,892.95)</b>	<b>2,782.02</b>	<b>3,120.93</b>	<b>8,314.91</b>	<b>11,385.25</b>
				<b>19.64%</b>		<b>58.69%</b>	<b>80.36%</b>

\*Values listed in Cash Flow table are in millions

# FIXED INCOME MARKETS

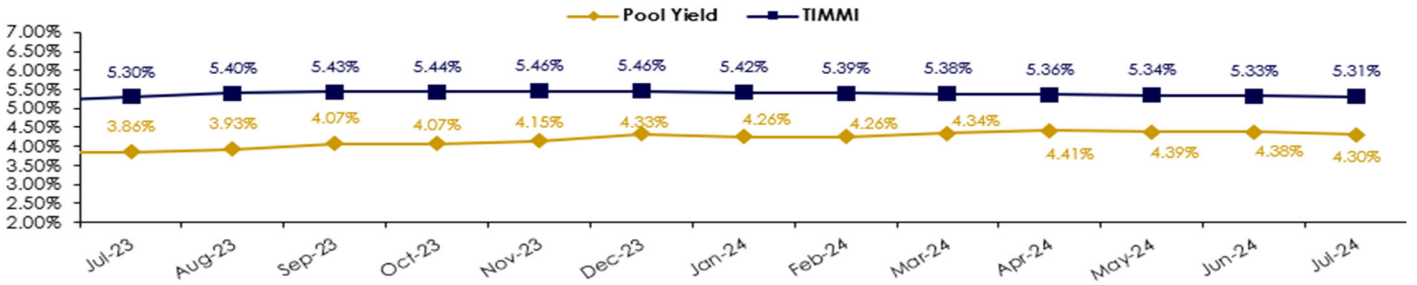
## FED FUNDS UPPER LIMIT RATE

Fed Fund Rate: 5.25% to 5.50%

Next FOMC Scheduled Meeting: 09/18/2024



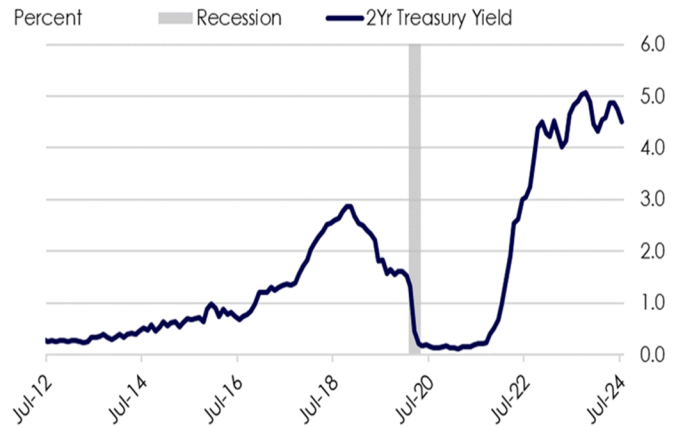
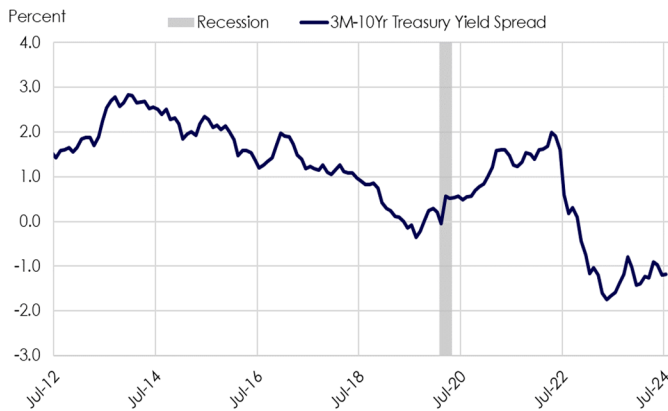
## TIMMI



The Treasurer's Institutional Money Market Index (TIMMI) is a composite index of four AAA rated prime institutional money market funds.

Their average yield is compared to the yield of the Treasurer's Pooled Investment Fund in the above graph.

## US Treasury Market



US Treasury Yield Curve	3 Mo	6 Mo	1 Yr	2 Yr	3 Yr	5 Yr	10 Yr	30 Yr
07/31/2024 - 07/01/2024	-0.06	-0.23	-0.37	-0.48	-0.48	-0.47	-0.39	-0.29
07/31/2024	5.41	5.14	4.73	4.29	4.10	3.97	4.09	4.35
07/01/2024	5.47	5.37	5.10	4.77	4.58	4.44	4.48	4.64

# Compliance Status: Full Compliance

The Treasurer's Pooled Investment Fund was in full compliance with the County of Riverside's Treasurer's Statement of Investment Policy. The County's Statement of Investment Policy is more restrictive than California Government Code 53646. The County's Investment Policy is reviewed annually by the County of Riverside's Oversight Committee and approved by the Board of Supervisors.

Investment Category	GOVERNMENT CODE			COUNTY INVESTMENT POLICY			Actual % of Book Value
	Maximum Maturity	Authorized % Limit	S&P/ Moody's	Maximum Maturity	Authorized % Limit	S&P/ Moody's	
<b>MUNICIPAL BONDS (MUNI)</b>	5 YEARS	NO LIMIT	NA	5 YEARS	15%	AA-/Aa3/AA-	<b>1.17%</b>
<b>U.S. TREASURIES</b>	5 YEARS	NO LIMIT	NA	5 YEARS	100%	NA	<b>11.08%</b>
<b>LOCAL AGENCY OBLIGATIONS (LAO)</b>	5 YEARS	NO LIMIT	NA	3 YEARS	2.50%	INVESTMENT GRADE	<b>0.00%</b>
<b>FEDERAL AGENCIES</b>	5 YEARS	NO LIMIT	AAA	5 YEARS	100%	NA	<b>47.28%</b>
<b>COMMERCIAL PAPER (CP)</b>	270 DAYS	40%	A1/P1	270 DAYS	40%	A1/P1/F1	<b>10.85%</b>
<b>NEGOTIABLE CERTIFICATE OF DEPOSITS &amp; COLLATERALIZED TIME DEPOSITS (NCD &amp; TCD)</b>	5 YEARS	30%	NA	2 YEAR	20%	A1/P1/F1	<b>17.52%</b>
<b>INT'L BANK FOR RECONSTRUCTION AND DEVELOPMENT, INT'L FINANCE CORPORATION, AND INTER-AMERICAN DEVELOPMENT BANK</b>	NA	NA	NA	5 YEARS	20%	AA/Aa/AA	<b>3.04%</b>
<b>REPURCHASE AGREEMENTS (REPO)</b>	1 YEARS	NO LIMIT	NA	45 DAYS	40% max, 25% in term repo over 7 days	NA	<b>4.97%</b>
<b>REVERSE REPOS</b>	92 DAYS	20%	NA	60 DAYS	10%	NA	<b>0.00%</b>
<b>MEDIUM TERM NOTES (MTNO) CORPORATE NOTES</b>	5 YEARS	30%	A	4 YEARS	20%	A/A2/A	<b>2.67%</b>
<b>CALTRUST SHORT TERM FUND</b>	NA	NA	NA	DAILY LIQUIDITY	1.00%	NA	<b>0.61%</b>
<b>MONEY MARKET MUTUAL FUNDS (MMF)</b>	60 DAYS <sup>(1)</sup>	20%	AAA/Aaa <sup>(2)</sup>	DAILY LIQUIDITY	20%	AAA by 2 Of 3 RATINGS AGC.	<b>0.33%</b>
<b>LOCAL AGENCY INVESTMENT FUND (LAIF)</b>	NA	NA	NA	DAILY LIQUIDITY	Max \$50 million	NA	<b>0.00%</b>
<b>CASH/DEPOSIT ACCOUNT</b>	NA	NA	NA	NA	NA	NA	<b>0.65%</b>



Agency  
AGCY BOND

Cusip	Description	Yield	Market Price	Final Maturity	Par Value	Market Value	Book Value	Net Unrealized Gain/Loss
3134GYFM9	FEDERAL HOME LOAN MORTGAGE CORP	5.050	99.9843	08/01/2024	15,000,000.00	14,997,645.00	15,000,000.00	(2,355.00)
3136G4J38	FEDERAL NATIONAL MORTGAGE ASSOCIATION	0.410	99.8441	09/12/2024	15,000,000.00	14,976,615.00	15,000,000.00	(23,385.00)
3133EL400	FEDERAL FARM CREDIT BANKS FUNDING CORP	2.882	99.7506	08/19/2024	10,000,000.00	9,975,060.00	9,988,590.12	(13,530.12)
3136G4P31	FEDERAL NATIONAL MORTGAGE ASSOCIATION	0.450	99.7472	08/19/2024	3,701,000.00	3,691,643.87	3,701,000.00	(9,356.13)
3135GA4R9	FEDERAL NATIONAL MORTGAGE ASSOCIATION	0.420	99.6894	08/23/2024	15,000,000.00	14,953,410.00	15,000,000.00	(46,590.00)
3133EL5S9	FEDERAL FARM CREDIT BANKS FUNDING CORP	2.905	99.5456	09/03/2024	10,000,000.00	9,954,560.00	9,979,009.71	(24,449.71)
3130AYEE2	FEDERAL HOME LOAN BANKS	5.082	99.9363	09/09/2024	10,000,000.00	9,993,630.00	9,999,264.75	(5,634.75)
3134GWL79	FEDERAL HOME LOAN MORTGAGE CORP	0.400	99.4500	09/10/2024	10,000,000.00	9,945,000.00	10,000,000.00	(55,000.00)
3134GWN85	FEDERAL HOME LOAN MORTGAGE CORP	0.450	99.4552	09/10/2024	10,000,000.00	9,945,520.00	10,000,000.00	(54,480.00)
3134GWL79	FEDERAL HOME LOAN MORTGAGE CORP	0.400	99.4500	09/10/2024	10,000,000.00	9,945,000.00	10,000,000.00	(55,000.00)
3133EKQA7	FEDERAL FARM CREDIT BANKS FUNDING CORP	1.693	99.6270	09/10/2024	2,064,000.00	2,056,301.28	2,064,846.77	(8,545.49)
3134GWN44	FEDERAL HOME LOAN MORTGAGE CORP	0.450	99.4414	09/11/2024	10,000,000.00	9,944,140.00	10,000,000.00	(55,860.00)
3130ATVD6	FEDERAL HOME LOAN BANKS	5.479	99.9158	09/13/2024	46,405,000.00	46,365,926.99	46,372,974.82	(7,047.83)
3136G43H4	FEDERAL NATIONAL MORTGAGE ASSOCIATION	0.400	99.3709	09/16/2024	10,000,000.00	9,937,090.00	10,000,000.00	(62,910.00)
3133EKP75	FEDERAL FARM CREDIT BANKS FUNDING CORP	1.671	99.5062	09/17/2024	6,128,000.00	6,097,739.94	6,127,459.01	(29,719.07)
3130AXE38	FEDERAL HOME LOAN BANKS	5.533	99.9908	09/20/2024	35,000,000.00	34,996,780.00	34,998,512.75	(1,732.75)
3134GXVM3	FEDERAL HOME LOAN MORTGAGE CORP	3.001	99.6393	09/23/2024	15,000,000.00	14,945,895.00	15,000,000.00	(54,105.00)
3130ANX88	FEDERAL HOME LOAN BANKS	0.500	99.2337	09/27/2024	10,000,000.00	9,923,370.00	10,000,000.00	(76,630.00)
3130ALTH7	FEDERAL HOME LOAN BANKS	0.510	99.1962	09/30/2024	25,000,000.00	24,799,050.00	25,000,000.00	(200,950.00)
3130APBH7	FEDERAL HOME LOAN BANKS	0.590	99.2058	09/30/2024	20,000,000.00	19,841,160.00	19,999,343.07	(158,183.07)
3130B1BF3	FEDERAL HOME LOAN BANKS	5.326	99.9970	10/03/2024	10,000,000.00	9,999,700.00	10,000,000.00	(300.00)
3130B1BF3	FEDERAL HOME LOAN BANKS	5.326	99.9970	10/03/2024	20,000,000.00	19,999,400.00	20,000,000.00	(600.00)
3130B1BF3	FEDERAL HOME LOAN BANKS	5.326	99.9970	10/03/2024	15,000,000.00	14,999,550.00	15,000,000.00	(450.00)
3133EPYB5	FEDERAL FARM CREDIT BANKS FUNDING CORP	5.362	100.0115	10/10/2024	25,553,000.00	25,555,938.60	25,559,131.11	(3,192.52)
3130AXL71	FEDERAL HOME LOAN BANKS	5.451	100.0118	10/11/2024	55,000,000.00	55,006,490.00	55,005,103.13	1,386.88
3130AXL71	FEDERAL HOME LOAN BANKS	5.336	100.0118	10/11/2024	75,000,000.00	75,008,850.00	75,022,378.07	(13,528.07)
3130ARMT5	FEDERAL HOME LOAN BANKS	2.838	99.4149	10/25/2024	10,000,000.00	9,941,490.00	9,999,161.18	(57,671.18)
3130AXZM3	FEDERAL HOME LOAN BANKS	5.131	99.9567	11/01/2024	50,000,000.00	49,978,350.00	50,000,000.00	(21,650.00)
3135G06E8	FEDERAL NATIONAL MORTGAGE ASSOCIATION	0.420	98.5840	11/18/2024	10,000,000.00	9,858,400.00	10,000,000.00	(141,600.00)
3130AXV70	FEDERAL HOME LOAN BANKS	5.271	99.9887	11/20/2024	5,000,000.00	4,999,435.00	4,999,695.05	(260.05)
3130ALF25	FEDERAL HOME LOAN BANKS	0.400	98.4900	11/26/2024	5,000,000.00	4,924,500.00	5,000,000.00	(75,500.00)
3130AXYT9	FEDERAL HOME LOAN BANKS	5.300	99.9780	12/06/2024	9,410,000.00	9,407,929.80	9,410,000.00	(2,070.20)
3130AK3T1	FEDERAL HOME LOAN BANKS	0.500	98.3583	12/09/2024	10,000,000.00	9,835,830.00	10,000,000.00	(164,170.00)
3133ENG4	FEDERAL FARM CREDIT BANKS FUNDING CORP	0.970	98.5212	12/09/2024	10,000,000.00	9,852,120.00	10,000,000.00	(147,880.00)
3135GAKL4	FEDERAL NATIONAL MORTGAGE ASSOCIATION	5.320	99.9791	12/10/2024	10,000,000.00	9,997,910.00	10,000,000.00	(2,090.00)
3135GAKL4	FEDERAL NATIONAL MORTGAGE ASSOCIATION	5.320	99.9791	12/10/2024	50,000,000.00	49,989,550.00	50,000,000.00	(10,450.00)
3130ANRB8	FEDERAL HOME LOAN BANKS	0.553	98.2746	12/17/2024	10,000,000.00	9,827,460.00	9,999,883.74	(172,423.74)
3133ERHR5	FEDERAL FARM CREDIT BANKS FUNDING CORP	5.325	99.9916	12/17/2024	25,000,000.00	24,997,900.00	25,000,000.00	(2,100.00)
3133ERHR5	FEDERAL FARM CREDIT BANKS FUNDING CORP	5.325	99.9916	12/17/2024	50,000,000.00	49,995,800.00	50,000,000.00	(4,200.00)
3133EMLP5	FEDERAL FARM CREDIT BANKS FUNDING CORP	0.339	98.1104	12/23/2024	10,000,000.00	9,811,040.00	9,999,257.66	(188,217.66)
3133EMLP5	FEDERAL FARM CREDIT BANKS FUNDING CORP	0.320	98.1104	12/23/2024	5,000,000.00	4,905,520.00	5,000,000.00	(94,480.00)
3133EMLP5	FEDERAL FARM CREDIT BANKS FUNDING CORP	0.320	98.1104	12/23/2024	15,000,000.00	14,716,560.00	15,000,000.00	(283,440.00)
3133ENKS8	FEDERAL FARM CREDIT BANKS FUNDING CORP	1.202	98.2766	01/06/2025	5,000,000.00	4,913,830.00	4,998,370.76	(84,540.76)
3135G0X24	FEDERAL NATIONAL MORTGAGE ASSOCIATION	1.098	98.4769	01/07/2025	10,000,000.00	9,847,690.00	10,022,435.18	(174,745.18)
3135GALA7	FEDERAL NATIONAL MORTGAGE ASSOCIATION	5.300	99.9810	01/08/2025	10,000,000.00	9,998,100.00	10,000,000.00	(1,900.00)
3135GALB5	FEDERAL NATIONAL MORTGAGE ASSOCIATION	5.300	99.9701	01/08/2025	10,000,000.00	9,997,010.00	10,000,000.00	(2,990.00)
3130B0FE4	FEDERAL HOME LOAN BANKS	5.093	99.9470	01/08/2025	50,000,000.00	49,973,500.00	50,000,000.00	(26,500.00)
3130B0FE4	FEDERAL HOME LOAN BANKS	5.093	99.9470	01/08/2025	50,000,000.00	49,973,500.00	50,000,000.00	(26,500.00)
3130B0FP9	FEDERAL HOME LOAN BANKS	5.049	99.9277	01/08/2025	25,000,000.00	24,981,925.00	25,000,000.00	(18,075.00)
3134GWET9	FEDERAL HOME LOAN MORTGAGE CORP	0.510	97.7374	01/29/2025	15,000,000.00	14,660,610.00	15,000,000.00	(339,390.00)
3130AYWB8	FEDERAL HOME LOAN BANKS	5.250	99.9547	02/07/2025	10,000,000.00	9,995,470.00	10,000,000.00	(4,530.00)
3130AYWS1	FEDERAL HOME LOAN BANKS	5.020	99.8811	02/13/2025	25,000,000.00	24,970,275.00	25,000,000.00	(29,725.00)
3133ENPY0	FEDERAL FARM CREDIT BANKS FUNDING CORP	1.764	98.1075	02/25/2025	5,000,000.00	4,905,375.00	4,999,620.44	(94,245.44)
3133EMSC7	FEDERAL FARM CREDIT BANKS FUNDING CORP	0.512	97.3451	03/03/2025	10,000,000.00	9,734,510.00	9,998,167.70	(263,657.70)
3133EMSC7	FEDERAL FARM CREDIT BANKS FUNDING CORP	0.480	97.3451	03/03/2025	5,000,000.00	4,867,255.00	5,000,000.00	(132,745.00)
3130AR4V0	FEDERAL HOME LOAN BANKS	2.150	98.2105	03/14/2025	5,000,000.00	4,910,525.00	5,000,000.00	(89,475.00)
3130AR4G3	FEDERAL HOME LOAN BANKS	4.264	98.2754	03/14/2025	3,500,000.00	3,439,639.00	3,458,641.49	(19,002.49)
3130ALLP7	FEDERAL HOME LOAN BANKS	0.688	97.2720	03/17/2025	15,000,000.00	14,590,800.00	14,996,466.77	(405,666.77)
3130ALLP7	FEDERAL HOME LOAN BANKS	0.701	97.2720	03/17/2025	25,000,000.00	24,318,000.00	24,992,071.98	(674,071.98)
3134GWT22	FEDERAL HOME LOAN MORTGAGE CORP	0.475	97.0944	03/24/2025	15,000,000.00	14,564,160.00	15,000,000.00	(435,840.00)
3130ALN34	FEDERAL HOME LOAN BANKS	0.700	97.2355	03/24/2025	10,000,000.00	9,723,550.00	10,000,000.00	(276,450.00)
3130ALKF0	FEDERAL HOME LOAN BANKS	0.625	97.1779	03/25/2025	10,000,000.00	9,717,790.00	10,000,000.00	(282,210.00)
3130ALKF0	FEDERAL HOME LOAN BANKS	0.625	97.1779	03/25/2025	10,000,000.00	9,717,790.00	10,000,000.00	(282,210.00)
3130ALNK6	FEDERAL HOME LOAN BANKS	0.625	97.1779	03/25/2025	10,000,000.00	9,717,790.00	10,000,000.00	(282,210.00)
3130AR7D7	FEDERAL HOME LOAN BANKS	2.050	98.0817	03/25/2025	5,000,000.00	4,904,085.00	5,000,000.00	(95,915.00)
3134GWP26	FEDERAL HOME LOAN MORTGAGE CORP	0.500	97.0725	03/28/2025	10,000,000.00	9,707,250.00	10,000,000.00	(292,750.00)
3133EMUP5	FEDERAL FARM CREDIT BANKS FUNDING CORP	0.710	97.1570	04/01/2025	10,000,000.00	9,715,700.00	10,000,000.00	(284,300.00)
3133EMUP5	FEDERAL FARM CREDIT BANKS FUNDING CORP	0.710	97.1570	04/01/2025	10,000,000.00	9,715,700.00	10,000,000.00	(284,300.00)
3130B0RM3	FEDERAL HOME LOAN BANKS	5.151	99.9347	04/02/2025	10,000,000.00	9,993,470.00	10,000,000.00	(6,530.00)
3133EPT39	FEDERAL FARM CREDIT BANKS FUNDING CORP	5.217	99.9318	04/03/2025	20,000,000.00	19,986,360.00	20,000,000.00	(13,640.00)
3130ALWL4	FEDERAL HOME LOAN BANKS	0.720	97.0911	04/08/2025	15,000,000.00	14,563,665.00	15,000,000.00	(436,335.00)
3130B0XK0	FEDERAL HOME LOAN BANKS	5.500	100.0075	04/17/2025	20,000,000.00	20,001,500.00	20,000,000.00	1,500.00
3130B1B48	FEDERAL HOME LOAN BANKS	5.500	99.9812	05/02/2025	15,000,000.00	14,997,180.00	15,000,000.00	(2,820.00)
880591EW8	TENNESSEE VALLEY AUTHORITY	5.146	96.7718	05/15/2025	50,000,000.00	48,385,900.00	48,336,186.30	49,713.70
3130B1XD4	FEDERAL HOME LOAN BANKS	5.410	99.9799	05/15/2025	50,000,000.00	49,989,950.00	50,000,000.00	(10,050.00)
3130B0XE4	FEDERAL HOME LOAN BANKS	5.406	99.9847	05/23/2025	25,000,000.00	24,996,175.00	25,000,000.00	(3,825.00)
3130ALDX9	FEDERAL HOME LOAN BANKS	0.500	96.4463	05/23/2025	14,750,000.00	14,225,829.25	14,750,000.00	(524,170.75)
3134GVRV2	FEDERAL HOME LOAN MORTGAGE CORP	0.750	96.6035	05/27/2025	10,000,000.00	9,660,350.00	10,000,000.00	(339,650.00)
3134GVWM6	FEDERAL HOME LOAN MORTGAGE CORP	0.730	96.5782	05/28/2025	5,000,000.00	4,828,910.00	5,000,000.00	(171,090.00)
3134GVWM6	FEDERAL HOME LOAN MORTGAGE CORP	0.730	96.5782	05/28/2025	10,000,000.00	9,657,820.00	10,000,000.00	(342,180.00)
3134GVB31	FEDERAL HOME LOAN MORTGAGE CORP	0.760	96.5941	05/28/2025	15,000,000.00	14,489,115.00	14,998,762.87	(509,647.87)
3130ARSC6	FEDERAL HOME LOAN BANKS	2.900	98.3508	05/29/2025	10,000,000.00	9,835,080.00	10,000,000.00	(164,920.00)
3130B1B55	FEDERAL HOME LOAN BANKS	5.545	99.9909	06/02/2025	15,000,000.00	14,998,635.00	15,000,000.00	(1,365.00)
3130B1MT1	FEDERAL HOME LOAN BANKS	5.400	99.9809	06/03/2025	25,000,000.00	24,995,225.00	25,000,000.00	(4,775.00)
3134GVE95	FEDERAL HOME LOAN MORTGAGE CORP	0.650	96.4650	06/09/2025	15,000,000.00	14,469,750.00	15,000,000.00	(530,250.00)
3133ELH80	FEDERAL FARM CREDIT BANKS FUNDING CORP	0.680	96.4124	06/10/2025	5,025,000.00	4,844,723.10	5,025,000.00	(180,276.90)
3134GWP91	FEDERAL HOME LOAN MORTGAGE CORP	0.500	96.2039	06/16/2025	5,000,000.00	4,810,195.00	5,000,000.00	(189,805.00)
3130ALHZ0	FEDERAL HOME LOAN BANKS	0.530	96.2094	06/18/2025	10,000,000.00	9,620,940.00	10,000,000.00	(379,060.00)
3135GAAZ4	FEDERAL NATIONAL MORTGAGE ASSOCIATION	0.500	96.1232	06/24/2025	10,000,000.00	9,612,320.00	10,000,000.00	(387,680.00)
3130B1TQ0	FEDERAL HOME LOAN BANKS	5.375	99.9941	06/27/2025	10,000,000.00	9,999,410.00	10,00	

3134GW3Z7	FEDERAL HOME LOAN MORTGAGE CORP	0.600	95.0146	10/28/2025	10,000,000.00	9,501,460.00	10,000,000.00	(498,540.00)
3136G46S7	FEDERAL NATIONAL MORTGAGE ASSOCIATION	0.560	94.9671	10/28/2025	5,000,000.00	4,748,355.00	5,000,000.00	(251,645.00)
3135G06C2	FEDERAL NATIONAL MORTGAGE ASSOCIATION	0.600	95.0056	10/29/2025	10,000,000.00	9,500,560.00	10,000,000.00	(499,440.00)
3135G06C2	FEDERAL NATIONAL MORTGAGE ASSOCIATION	0.604	95.0056	10/29/2025	10,000,000.00	9,500,560.00	9,999,502.42	(498,942.42)
3136G46N8	FEDERAL NATIONAL MORTGAGE ASSOCIATION	0.600	95.0056	10/29/2025	5,000,000.00	4,750,280.00	5,000,000.00	(249,720.00)
3135GA2N0	FEDERAL NATIONAL MORTGAGE ASSOCIATION	0.550	94.8910	11/04/2025	10,000,000.00	9,489,100.00	10,000,000.00	(510,900.00)
3135G06G3	FEDERAL NATIONAL MORTGAGE ASSOCIATION	0.573	94.9523	11/07/2025	14,000,000.00	13,293,322.00	13,987,248.67	(693,926.67)
3134GXBM5	FEDERAL HOME LOAN MORTGAGE CORP	0.600	94.8936	11/12/2025	5,000,000.00	4,744,680.00	5,000,000.00	(255,320.00)
3134GXBM5	FEDERAL HOME LOAN MORTGAGE CORP	0.600	94.8936	11/12/2025	5,000,000.00	4,744,680.00	5,000,000.00	(255,320.00)
3135GA2Z3	FEDERAL NATIONAL MORTGAGE ASSOCIATION	0.560	94.8008	11/17/2025	10,000,000.00	9,480,080.00	10,000,000.00	(519,920.00)
3135GA2Z3	FEDERAL NATIONAL MORTGAGE ASSOCIATION	0.560	94.8008	11/17/2025	5,000,000.00	4,740,040.00	5,000,000.00	(259,960.00)
3135GA2Z3	FEDERAL NATIONAL MORTGAGE ASSOCIATION	0.560	94.8008	11/17/2025	5,000,000.00	4,740,040.00	5,000,000.00	(259,960.00)
3135GA4P3	FEDERAL NATIONAL MORTGAGE ASSOCIATION	0.650	94.9037	11/18/2025	20,000,000.00	18,980,740.00	20,000,000.00	(1,019,260.00)
3135GA3Z2	FEDERAL NATIONAL MORTGAGE ASSOCIATION	0.600	94.7812	11/25/2025	15,000,000.00	14,217,180.00	15,000,000.00	(782,820.00)
3133EMLR1	FEDERAL FARM CREDIT BANKS FUNDING CORP	0.506	94.4196	12/23/2025	12,430,000.00	11,736,356.28	12,428,957.92	(692,601.64)
3134GXHL1	FEDERAL HOME LOAN MORTGAGE CORP	0.700	94.6277	12/30/2025	10,000,000.00	9,462,770.00	10,000,000.00	(537,230.00)
3134H1NW9	FEDERAL HOME LOAN MORTGAGE CORP	4.900	99.7645	01/06/2026	10,000,000.00	9,976,450.00	10,000,000.00	(23,550.00)
3130AYPS9	FEDERAL HOME LOAN BANKS	4.800	99.7721	01/30/2026	10,000,000.00	9,977,210.00	10,000,000.00	(22,790.00)
3130AL2G8	FEDERAL HOME LOAN BANKS	0.615	94.1228	02/18/2026	5,000,000.00	4,706,140.00	4,998,836.94	(292,696.94)
3130ALBX1	FEDERAL HOME LOAN BANKS	0.580	94.0519	02/23/2026	10,000,000.00	9,405,190.00	10,000,000.00	(594,810.00)
3130ALCV4	FEDERAL HOME LOAN BANKS	2.112	94.2967	02/24/2026	25,000,000.00	23,574,175.00	24,491,786.31	(917,611.31)
3130AL6K5	FEDERAL HOME LOAN BANKS	0.580	94.0354	02/25/2026	6,000,000.00	5,642,124.00	6,000,000.00	(357,876.00)
3130ALEM2	FEDERAL HOME LOAN BANKS	0.790	94.3486	02/25/2026	10,000,000.00	9,434,860.00	10,000,000.00	(565,140.00)
3130ALEM2	FEDERAL HOME LOAN BANKS	0.790	94.3486	02/25/2026	15,000,000.00	14,152,290.00	15,000,000.00	(847,710.00)
3130ALGR9	FEDERAL HOME LOAN BANKS	0.850	94.4306	02/26/2026	10,000,000.00	9,443,060.00	10,000,000.00	(556,940.00)
3130ALEY6	FEDERAL HOME LOAN BANKS	3.157	94.3138	03/04/2026	16,160,000.00	15,241,110.08	15,591,966.73	(350,856.65)
3130ALHH0	FEDERAL HOME LOAN BANKS	3.040	94.5488	03/05/2026	10,500,000.00	9,927,624.00	10,174,524.95	(246,900.95)
3133EP5K7	FEDERAL FARM CREDIT BANKS FUNDING CORP	4.668	100.1044	03/13/2026	10,000,000.00	10,010,440.00	9,974,251.82	36,188.18
3130ALEH3	FEDERAL HOME LOAN BANKS	0.700	94.0520	03/16/2026	25,000,000.00	23,513,000.00	25,000,000.00	(1,487,000.00)
3130ALFW9	FEDERAL HOME LOAN BANKS	0.790	94.1756	03/18/2026	15,000,000.00	14,126,340.00	15,000,000.00	(873,660.00)
3130ALH56	FEDERAL HOME LOAN BANKS	0.750	94.1136	03/18/2026	10,000,000.00	9,411,360.00	10,000,000.00	(588,640.00)
3130ALH56	FEDERAL HOME LOAN BANKS	0.750	94.1136	03/18/2026	10,000,000.00	9,411,360.00	10,000,000.00	(588,640.00)
3130ALHG2	FEDERAL HOME LOAN BANKS	0.750	94.1136	03/18/2026	10,000,000.00	9,411,360.00	10,000,000.00	(588,640.00)
3130ALGJ7	FEDERAL HOME LOAN BANKS	1.000	94.4500	03/23/2026	9,750,000.00	9,208,875.00	9,750,000.00	(541,125.00)
3130ALGJ7	FEDERAL HOME LOAN BANKS	1.000	94.4500	03/23/2026	9,750,000.00	9,208,875.00	9,750,000.00	(541,125.00)
3130ALGJ7	FEDERAL HOME LOAN BANKS	1.000	94.4500	03/23/2026	19,500,000.00	18,417,750.00	19,500,000.00	(1,082,250.00)
3130ALGJ7	FEDERAL HOME LOAN BANKS	1.016	94.4500	03/23/2026	8,921,250.00	8,426,120.63	8,918,927.94	(492,807.32)
3130ALGJ7	FEDERAL HOME LOAN BANKS	1.000	94.4500	03/23/2026	14,625,000.00	13,813,312.50	14,625,000.00	(811,687.50)
3130ALGJ7	FEDERAL HOME LOAN BANKS	1.000	94.4500	03/23/2026	14,625,000.00	13,813,312.50	14,625,000.00	(811,687.50)
3130ALGJ7	FEDERAL HOME LOAN BANKS	1.000	94.4500	03/23/2026	19,500,000.00	18,417,750.00	19,500,000.00	(1,082,250.00)
3130ALGJ7	FEDERAL HOME LOAN BANKS	1.000	94.4500	03/23/2026	9,750,000.00	9,208,875.00	9,750,000.00	(541,125.00)
3130ALGJ7	FEDERAL HOME LOAN BANKS	3.010	94.4500	03/23/2026	18,417,750.00	18,417,750.00	18,897,008.81	(479,258.81)
3130ALKL7	FEDERAL HOME LOAN BANKS	0.850	94.2138	03/25/2026	10,000,000.00	9,421,380.00	10,000,000.00	(578,620.00)
3133ENUL2	FEDERAL FARM CREDIT BANKS FUNDING CORP	3.110	97.6522	04/13/2026	10,000,000.00	9,765,220.00	10,000,000.00	(234,780.00)
3133EREV9	FEDERAL FARM CREDIT BANKS FUNDING CORP	5.010	100.8715	05/15/2026	10,000,000.00	10,087,150.00	9,977,020.42	110,129.58
3133EMZS4	FEDERAL FARM CREDIT BANKS FUNDING CORP	0.900	93.9083	05/18/2026	5,000,000.00	4,695,415.00	5,000,000.00	(304,585.00)
3134GYRX2	FEDERAL HOME LOAN MORTGAGE CORP	5.563	99.9981	05/18/2026	15,000,000.00	14,999,715.00	14,953,347.58	46,367.42
3134GYRX2	FEDERAL HOME LOAN MORTGAGE CORP	5.640	99.9981	05/18/2026	25,000,000.00	24,999,525.00	24,890,520.53	109,004.47
3130AMKB7	FEDERAL HOME LOAN BANKS	1.050	94.0919	05/26/2026	15,000,000.00	14,113,785.00	15,000,000.00	(886,215.00)
3130AMJN3	FEDERAL HOME LOAN BANKS	1.030	94.0575	05/26/2026	5,000,000.00	4,702,875.00	5,000,000.00	(297,125.00)
3130AMME9	FEDERAL HOME LOAN BANKS	1.000	94.0058	05/26/2026	10,000,000.00	9,400,580.00	10,000,000.00	(599,420.00)
3134H1V26	FEDERAL HOME LOAN MORTGAGE CORP	5.000	99.6067	05/28/2026	10,000,000.00	9,960,670.00	9,939,967.81	20,702.19
3130B1KCO	FEDERAL HOME LOAN BANKS	5.250	100.2828	05/28/2026	10,000,000.00	10,028,280.00	10,000,000.00	28,280.00
3130B1LW5	FEDERAL HOME LOAN BANKS	5.250	100.2946	05/29/2026	10,000,000.00	10,029,460.00	10,000,000.00	29,460.00
3130AMS52	FEDERAL HOME LOAN BANKS	1.000	93.9288	06/08/2026	15,000,000.00	14,089,320.00	15,000,000.00	(910,680.00)
3130AMM22	FEDERAL HOME LOAN BANKS	1.000	93.8976	06/10/2026	5,000,000.00	4,694,880.00	5,000,000.00	(305,120.00)
3130AMT69	FEDERAL HOME LOAN BANKS	1.070	93.9296	06/26/2026	10,000,000.00	9,392,960.00	10,000,000.00	(607,040.00)
3130AMWT5	FEDERAL HOME LOAN BANKS	1.050	93.8933	06/26/2026	15,000,000.00	14,083,995.00	15,000,000.00	(916,005.00)
3130ASDK2	FEDERAL HOME LOAN BANKS	3.250	98.0018	06/29/2026	5,250,000.00	5,145,094.50	5,250,000.00	(104,905.50)
3130AN3B4	FEDERAL HOME LOAN BANKS	1.020	93.7516	07/06/2026	15,000,000.00	14,062,740.00	15,000,000.00	(937,260.00)
3133EMQ62	FEDERAL FARM CREDIT BANKS FUNDING CORP	0.990	93.6299	07/13/2026	10,000,000.00	9,362,990.00	10,000,000.00	(637,010.00)
3133EMQ62	FEDERAL FARM CREDIT BANKS FUNDING CORP	0.990	93.6299	07/13/2026	10,000,000.00	9,362,990.00	10,000,000.00	(637,010.00)
3130AN3R9	FEDERAL HOME LOAN BANKS	1.130	93.8605	07/20/2026	10,000,000.00	9,386,050.00	10,000,000.00	(613,950.00)
3133ENB66	FEDERAL FARM CREDIT BANKS FUNDING CORP	3.174	97.7767	07/20/2026	10,000,000.00	9,777,670.00	9,995,577.00	(217,907.00)
3130AN5K2	FEDERAL HOME LOAN BANKS	4.366	94.6945	07/20/2026	2,375,000.00	2,248,994.38	2,252,650.51	(3,656.13)
3130ANBX7	FEDERAL HOME LOAN BANKS	1.000	93.5852	07/22/2026	15,000,000.00	14,037,780.00	15,000,000.00	(962,220.00)
3130ANAJ9	FEDERAL HOME LOAN BANKS	1.000	93.5321	07/27/2026	10,000,000.00	9,353,210.00	10,000,000.00	(646,790.00)
3130ANAJ9	FEDERAL HOME LOAN BANKS	1.000	93.5321	07/27/2026	15,000,000.00	14,029,815.00	15,000,000.00	(970,185.00)
3133ENC99	FEDERAL FARM CREDIT BANKS FUNDING CORP	3.629	98.5412	07/27/2026	20,000,000.00	19,708,240.00	20,000,000.00	(291,760.00)
3133ENV72	FEDERAL FARM CREDIT BANKS FUNDING CORP	4.638	100.3021	07/27/2026	5,000,000.00	5,015,105.00	4,987,713.66	27,391.34
3133ENV72	FEDERAL FARM CREDIT BANKS FUNDING CORP	4.590	100.3021	07/27/2026	5,000,000.00	5,015,105.00	4,992,043.01	23,061.99
3133ENV72	FEDERAL FARM CREDIT BANKS FUNDING CORP	4.477	100.3021	07/27/2026	5,000,000.00	5,015,105.00	5,002,258.62	12,846.38
3133END80	FEDERAL FARM CREDIT BANKS FUNDING CORP	2.873	97.4720	08/03/2026	10,000,000.00	9,747,200.00	10,023,848.87	(276,648.87)
3130ANFD7	FEDERAL HOME LOAN BANKS	1.000	93.4667	08/05/2026	10,000,000.00	9,346,670.00	10,000,000.00	(653,330.00)
3133EPSW6	FEDERAL FARM CREDIT BANKS FUNDING CORP	4.583	100.3272	08/14/2026	15,000,000.00	15,049,080.00	14,976,611.77	72,468.23
3130ANE48	FEDERAL HOME LOAN BANKS	1.000	93.3835	08/17/2026	10,000,000.00	9,338,350.00	10,000,000.00	(661,650.00)
3130ANMH0	FEDERAL HOME LOAN BANKS	1.100	93.5566	08/20/2026	10,000,000.00	9,355,660.00	10,000,000.00	(644,340.00)
3130ANMH0	FEDERAL HOME LOAN BANKS	1.668	93.5566	08/20/2026	10,000,000.00	9,355,660.00	9,888,198.05	(532,538.05)
3130ANMH0	FEDERAL HOME LOAN BANKS	3.132	93.5566	08/20/2026	15,000,000.00	14,033,490.00	14,416,936.99	(383,446.99)
3133ENH45	FEDERAL FARM CREDIT BANKS FUNDING CORP	3.137	97.6635	08/24/2026	5,000,000.00	4,883,175.00	4,998,865.86	(115,690.86)
3133ENH45	FEDERAL FARM CREDIT BANKS FUNDING CORP	3.294	97.6635	08/24/2026	5,000,000.00	4,883,175.00	4,983,794.24	(100,619.24)
3130ANPF1	FEDERAL HOME LOAN BANKS	1.000	93.3472	08/25/2026	10,000,000.00	9,334,720.00	10,000,000.00	(665,280.00)
3130ANTS9	FEDERAL HOME LOAN BANKS	1.000	93.3404	08/26/2026	15,000,000.00	14,001,060.00	15,000,000.00	(998,940.00)
3130ANS5C	FEDERAL HOME LOAN BANKS	1.000	93.3404	08/26/2026	15,000,000.00	14,001,060.00	15,000,000.00	(998,940.00)
3133ERFT3	FEDERAL FARM CREDIT BANKS FUNDING CORP	4.930	101.0918	08/28/2026	10,000,000.00	10,109,180.00	9,985,450.11	123,729.89
3130ATFH5	FEDERAL HOME LOAN BANKS	3.941	98.9186	09/11/2026	5,000,000.00	4,945,930.00	4,981,528.84	(35,598.84)
3130ATHV2	FEDERAL HOME LOAN BANKS	4.312	99.9171	09/11/2026	1,000,000.00	999,171.00	998,814.67	356.33
3133EPWS0	FEDERAL FARM CREDIT BANKS FUNDING CORP	5.200	100.4159	09/25/2026	25,000,000.00	25,103,975.00	25,000,000.00	103,975.00
3130AP5M3	FEDERAL HOME LOAN BANKS	1.040	93.1928	09/28/2026	15,000,000.00	13,978,920.00	15,000,000.00	(1,021,080.00)
3130APAD7	FEDERAL HOME LOAN BANKS	1.035	93.2133	09/28/2026	15,000,000.00	13,981,995.00	15,000,000.00	(1,018,005.00)
3130ANYN4	FEDERAL HOME LOAN BANKS	1.000	93.0982	09/30/2026	10,000,000.00	9		

3130B0C98	FEDERAL HOME LOAN BANKS	5.260	100.0025	03/02/2027	15,000,000.00	15,000,375.00	15,000,000.00	375.00
3130AR6U0	FEDERAL HOME LOAN BANKS	2.500	95.5955	03/22/2027	5,000,000.00	4,779,775.00	5,000,000.00	(220,225.00)
3130ARHX2	FEDERAL HOME LOAN BANKS	3.000	96.7086	03/25/2027	10,000,000.00	9,670,860.00	10,000,000.00	(329,140.00)
3130ARHX2	FEDERAL HOME LOAN BANKS	3.000	96.7086	03/25/2027	10,000,000.00	9,670,860.00	10,000,000.00	(329,140.00)
3130ARHX2	FEDERAL HOME LOAN BANKS	3.000	96.7086	03/25/2027	10,000,000.00	9,670,860.00	10,000,000.00	(329,140.00)
3133EP6K6	FEDERAL FARM CREDIT BANKS FUNDING CORP	4.617	100.8091	03/26/2027	16,047,000.00	16,176,836.28	16,000,634.26	176,202.01
3130B0TY5	FEDERAL HOME LOAN BANKS	4.846	101.4741	04/09/2027	10,000,000.00	10,147,410.00	9,976,305.22	171,104.79
3133ENV9D	FEDERAL FARM CREDIT BANKS FUNDING CORP	2.913	96.6987	04/26/2027	10,000,000.00	9,669,870.00	9,990,380.72	(320,510.72)
3133EN6V7	FEDERAL FARM CREDIT BANKS FUNDING CORP	3.606	98.6184	04/26/2027	8,000,000.00	7,889,472.00	8,004,015.16	(114,543.16)
3133EN6V7	FEDERAL FARM CREDIT BANKS FUNDING CORP	3.623	98.6184	04/26/2027	2,000,000.00	1,972,368.00	2,000,176.31	(27,808.31)
3133EN6V7	FEDERAL FARM CREDIT BANKS FUNDING CORP	3.744	98.6184	04/26/2027	4,820,000.00	4,753,406.88	4,805,764.31	(52,357.43)
3130ARPV7	FEDERAL HOME LOAN BANKS	3.500	97.6340	04/28/2027	10,000,000.00	9,763,400.00	10,000,000.00	(236,600.00)
3130ARSF9	FEDERAL HOME LOAN BANKS	3.000	97.0101	04/29/2027	10,000,000.00	9,701,010.00	10,000,000.00	(298,990.00)
3133ERDS7	FEDERAL FARM CREDIT BANKS FUNDING CORP	4.583	101.5125	05/06/2027	10,000,000.00	10,151,250.00	10,042,330.20	108,919.80
3130AS3F4	FEDERAL HOME LOAN BANKS	3.770	98.0559	05/26/2027	10,000,000.00	9,805,590.00	10,000,000.00	(194,410.00)
3134GYRS3	FEDERAL HOME LOAN MORTGAGE CORP	5.025	99.6823	05/26/2027	15,000,000.00	14,952,345.00	15,000,000.00	(47,655.00)
3130ASGU7	FEDERAL HOME LOAN BANKS	3.095	98.2792	06/11/2027	10,000,000.00	9,827,920.00	10,106,611.37	(278,691.37)
3130AWBZ2	FEDERAL HOME LOAN BANKS	4.000	99.9486	06/11/2027	8,260,000.00	8,255,754.36	8,286,907.95	(31,153.59)
3130AWBZ2	FEDERAL HOME LOAN BANKS	4.055	99.9486	06/11/2027	10,000,000.00	9,994,860.00	10,018,268.22	(23,408.22)
3133EPMV4	FEDERAL FARM CREDIT BANKS FUNDING CORP	4.133	99.9487	06/15/2027	7,225,000.00	7,221,293.58	7,223,440.04	(2,146.46)
3133EPMV4	FEDERAL FARM CREDIT BANKS FUNDING CORP	4.133	99.9487	06/15/2027	15,000,000.00	14,992,305.00	14,996,772.07	(4,467.07)
3130ASDV8	FEDERAL HOME LOAN BANKS	3.300	97.7109	06/28/2027	10,000,000.00	9,771,090.00	10,000,000.00	(228,910.00)
3130ASH44	FEDERAL HOME LOAN BANKS	4.700	99.4162	06/30/2027	15,000,000.00	14,912,430.00	15,000,000.00	(87,570.00)
3134GXZW7	FEDERAL HOME LOAN MORTGAGE CORP	4.250	98.8505	06/30/2027	10,000,000.00	9,885,050.00	10,000,000.00	(114,950.00)
3130AUAP9	FEDERAL HOME LOAN BANKS	4.450	99.1135	06/30/2027	25,000,000.00	24,778,375.00	25,000,000.00	(221,625.00)
3134H15K5	FEDERAL HOME LOAN MORTGAGE CORP	5.002	99.5322	07/08/2027	10,000,000.00	9,953,220.00	9,951,095.89	2,124.11
3133ENB33	FEDERAL FARM CREDIT BANKS FUNDING CORP	3.075	97.0052	07/19/2027	10,000,000.00	9,700,520.00	9,993,185.65	(292,665.65)
3134GYDU3	FEDERAL HOME LOAN MORTGAGE CORP	4.720	99.3484	07/30/2027	25,000,000.00	24,837,100.00	25,000,000.00	(162,900.00)
3130ATHW0	FEDERAL HOME LOAN BANKS	4.239	100.0321	09/10/2027	2,000,000.00	2,000,642.00	1,993,655.64	6,986.36
3130ATHW0	FEDERAL HOME LOAN BANKS	4.241	100.0321	09/10/2027	3,000,000.00	3,000,963.00	2,990,377.17	10,585.83
3133ENL99	FEDERAL FARM CREDIT BANKS FUNDING CORP	3.467	97.8560	09/15/2027	10,000,000.00	9,785,600.00	9,973,841.18	(188,241.18)
3133ENL99	FEDERAL FARM CREDIT BANKS FUNDING CORP	3.830	97.8560	09/15/2027	10,000,000.00	9,785,600.00	9,871,904.61	(86,304.61)
3130ATE70	FEDERAL HOME LOAN BANKS	3.702	98.7864	09/27/2027	20,000,000.00	19,757,280.00	19,998,738.23	(241,458.23)
3133EPXB6	FEDERAL FARM CREDIT BANKS FUNDING CORP	4.754	101.4980	09/28/2027	10,000,000.00	9,963,381.79	10,149,800.00	(186,418.21)
3133EPXB6	FEDERAL FARM CREDIT BANKS FUNDING CORP	4.730	101.4980	09/28/2027	20,000,000.00	20,299,600.00	19,940,495.41	359,104.59
3133EPXB6	FEDERAL FARM CREDIT BANKS FUNDING CORP	4.733	101.4980	09/28/2027	20,000,000.00	20,299,600.00	19,938,285.69	361,314.31
3130ATBV8	FEDERAL HOME LOAN BANKS	4.150	100.1051	09/29/2027	5,000,000.00	5,005,255.00	5,000,000.00	5,255.00
3130ATBV8	FEDERAL HOME LOAN BANKS	4.150	100.1051	09/29/2027	5,000,000.00	5,005,255.00	5,000,000.00	5,255.00
3130ATBV8	FEDERAL HOME LOAN BANKS	4.150	100.1051	09/29/2027	7,225,000.00	7,232,593.48	7,225,000.00	7,593.48
3133ENQ29	FEDERAL FARM CREDIT BANKS FUNDING CORP	4.122	99.6648	09/29/2027	15,000,000.00	14,949,720.00	14,948,382.83	1,337.17
3130AXEN4	FEDERAL HOME LOAN BANKS	4.779	102.0128	09/29/2027	15,000,000.00	15,301,920.00	15,008,886.04	293,033.96
3130ATFA0	FEDERAL HOME LOAN BANKS	5.125	99.7572	09/30/2027	13,000,000.00	12,968,436.00	13,000,000.00	(31,564.00)
3130ATEF0	FEDERAL HOME LOAN BANKS	4.250	98.6420	09/30/2027	15,000,000.00	14,796,300.00	15,000,000.00	(203,700.00)
3133EPXD2	FEDERAL FARM CREDIT BANKS FUNDING CORP	5.825	100.0627	10/04/2027	10,000,000.00	10,006,270.00	9,976,201.23	30,068.77
3133EPH81	FEDERAL FARM CREDIT BANKS FUNDING CORP	4.500	101.1665	10/04/2027	25,000,000.00	25,291,625.00	25,001,241.79	290,383.21
3130B0Q77	FEDERAL HOME LOAN BANKS	5.000	100.1089	10/08/2027	10,000,000.00	10,010,890.00	10,000,000.00	10,890.00
3133EPPM1	FEDERAL FARM CREDIT BANKS FUNDING CORP	4.804	101.9171	10/13/2027	10,000,000.00	10,191,710.00	9,984,570.57	207,139.43
3133ENS50	FEDERAL FARM CREDIT BANKS FUNDING CORP	4.231	100.0614	10/14/2027	23,775,000.00	23,789,597.85	23,703,112.70	86,485.15
31422XM90	FEDERAL AGRICULTURAL MORTGAGE CORP	4.320	100.5244	10/21/2027	5,000,000.00	5,026,220.00	5,000,000.00	26,220.00
31422XM90	FEDERAL AGRICULTURAL MORTGAGE CORP	4.320	100.5244	10/21/2027	5,000,000.00	5,026,220.00	5,000,000.00	26,220.00
31422XM90	FEDERAL AGRICULTURAL MORTGAGE CORP	4.320	100.5244	10/21/2027	5,000,000.00	5,026,220.00	5,000,000.00	26,220.00
3133ENV23	FEDERAL FARM CREDIT BANKS FUNDING CORP	5.503	99.9126	10/25/2027	5,000,000.00	4,995,630.00	4,996,765.35	(1,135.35)
3133ENV23	FEDERAL FARM CREDIT BANKS FUNDING CORP	5.503	99.9126	10/25/2027	5,000,000.00	4,995,630.00	4,996,754.68	(1,124.68)
3133ENW63	FEDERAL FARM CREDIT BANKS FUNDING CORP	4.284	100.4577	10/27/2027	5,000,000.00	5,022,885.00	5,013,108.16	9,776.84
3133ENW63	FEDERAL FARM CREDIT BANKS FUNDING CORP	4.195	100.4577	10/27/2027	3,715,000.00	3,732,003.56	3,734,345.03	(2,341.48)
3133ENW63	FEDERAL FARM CREDIT BANKS FUNDING CORP	4.252	100.4577	10/27/2027	15,000,000.00	15,068,655.00	15,053,413.94	15,241.06
31422XQ70	FEDERAL AGRICULTURAL MORTGAGE CORP	4.050	99.7420	11/22/2027	12,000,000.00	11,969,040.00	12,000,000.00	(30,960.00)
3130ATW45	FEDERAL HOME LOAN BANKS	4.851	99.9344	11/29/2027	4,895,000.00	4,891,788.88	4,898,013.34	(6,224.46)
3133EN3H1	FEDERAL FARM CREDIT BANKS FUNDING CORP	4.080	99.7407	11/29/2027	25,000,000.00	24,935,175.00	24,940,355.71	(5,180.71)
3133EN3H1	FEDERAL FARM CREDIT BANKS FUNDING CORP	4.077	99.7407	11/29/2027	25,000,000.00	24,935,175.00	24,942,759.93	(7,584.93)
3133EN3H1	FEDERAL FARM CREDIT BANKS FUNDING CORP	4.061	99.7407	11/29/2027	25,000,000.00	24,935,175.00	24,954,420.87	(19,245.87)
3130ATUS4	FEDERAL HOME LOAN BANKS	3.796	100.5471	12/10/2027	25,000,000.00	25,136,775.00	25,342,964.09	(206,189.09)
3130ATUS4	FEDERAL HOME LOAN BANKS	4.002	100.5471	12/10/2027	50,000,000.00	50,273,550.00	50,371,629.13	(98,079.13)
3130ATUS4	FEDERAL HOME LOAN BANKS	4.036	100.5471	12/10/2027	15,000,000.00	15,082,065.00	15,095,998.24	(13,933.24)
3133EN4S6	FEDERAL FARM CREDIT BANKS FUNDING CORP	3.896	98.9485	12/22/2027	15,000,000.00	14,842,275.00	14,933,286.31	(91,011.31)
3134GYAJ1	FEDERAL HOME LOAN MORTGAGE CORP	4.800	99.4194	12/30/2027	25,000,000.00	24,854,850.00	25,000,000.00	(145,150.00)
3134GYCF7	FEDERAL HOME LOAN MORTGAGE CORP	4.510	99.1161	12/30/2027	25,000,000.00	24,779,025.00	25,000,000.00	(220,975.00)
3133EN5N6	FEDERAL FARM CREDIT BANKS FUNDING CORP	4.000	99.8594	01/06/2028	25,000,000.00	24,964,850.00	25,000,000.00	(35,150.00)
3133EN5N6	FEDERAL FARM CREDIT BANKS FUNDING CORP	3.713	99.8594	01/06/2028	20,000,000.00	19,971,880.00	20,178,423.86	(206,543.86)
3133EN5N6	FEDERAL FARM CREDIT BANKS FUNDING CORP	3.757	99.8594	01/06/2028	18,000,000.00	17,974,692.00	18,135,248.86	(160,556.86)
3133EN5N6	FEDERAL FARM CREDIT BANKS FUNDING CORP	3.530	99.8594	01/06/2028	10,000,000.00	9,985,940.00	10,146,764.07	(160,824.07)
3133ERLN9	FEDERAL FARM CREDIT BANKS FUNDING CORP	5.050	100.0149	01/18/2028	10,000,000.00	10,001,490.00	10,000,000.00	1,490.00
3133ERLN9	FEDERAL FARM CREDIT BANKS FUNDING CORP	5.050	100.0149	01/18/2028	10,000,000.00	10,001,490.00	10,000,000.00	1,490.00
3134H17I6	FEDERAL HOME LOAN MORTGAGE CORP	5.000	99.6900	01/18/2028	10,000,000.00	9,969,000.00	9,974,878.03	(5,878.03)
3134HAA89	FEDERAL HOME LOAN MORTGAGE CORP	5.000	99.6885	01/24/2028	20,000,000.00	19,937,700.00	19,936,797.81	902.19
3134GYG71	FEDERAL HOME LOAN MORTGAGE CORP	5.050	99.7971	01/26/2028	10,000,000.00	9,979,710.00	10,000,000.00	(20,290.00)
3134GYG97	FEDERAL HOME LOAN MORTGAGE CORP	4.180	98.4273	02/07/2028	25,000,000.00	24,606,825.00	25,000,000.00	(393,175.00)
3130AVYC7	FEDERAL HOME LOAN BANKS	4.625	99.7996	02/09/2028	10,000,000.00	9,979,960.00	10,000,000.00	(20,040.00)
3135GAQ79	FEDERAL NATIONAL MORTGAGE ASSOCIATION	5.351	99.9270	03/06/2028	10,000,000.00	9,992,700.00	9,983,812.33	8,887.67
3135GAQH7	FEDERAL NATIONAL MORTGAGE ASSOCIATION	5.262	99.9226	03/21/2028	10,000,000.00	9,992,260.00	9,986,365.50	5,894.50
3133EP6Q3	FEDERAL FARM CREDIT BANKS FUNDING CORP	5.254	99.9526	03/27/2028	10,000,000.00	9,995,260.00	9,995,431.51	(171.51)
3133EPEK7	FEDERAL FARM CREDIT BANKS FUNDING CORP	4.620	99.0968	04/03/2028	10,000,000.00	9,909,680.00	10,000,000.00	(90,320.00)
3130B0PN3	FEDERAL HOME LOAN BANKS	4.780	100.2708	04/06/2028	20,000,000.00	20,054,160.00	20,000,000.00	54,160.00
3133EPGW9	FEDERAL FARM CREDIT BANKS FUNDING CORP	3.784	99.4507	04/25/2028	10,000,000.00	9,945,070.00	10,030,736.51	(85,666.51)
3130AVS94	FEDERAL HOME LOAN BANKS	5.150	99.6803	04/26/2028	20,000,000.00	19,936,060.00	20,000,000.00	(63,940.00)
3134GYR38	FEDERAL HOME LOAN MORTGAGE CORP	5.700	100.0158	05/15/2028	10,000,000.00	10,001,580.00	10,000,000.00	1,580.00
3133EPJ55	FEDERAL FARM CREDIT BANKS FUNDING CORP	4.290	98.6285	05/16/2028	25,000,000.00	24,657,125.00	25,000,000.00	(342,875.00)
3133EPJ55	FEDERAL FARM CREDIT BANKS FUNDING CORP	4.290	98.6285	05/16/2028	25,000,000.00	24,657,125.00	25,000,000.00	(342,875.00)
3130AW2R0	FEDERAL HOME LOAN BANKS	4.950	99.7708	05/23/2028	10,000,000.00	9,977,080.00	10,000,000.00	(22,920.00)
3133EPLE3	FEDERAL FARM CREDIT BANKS FUNDING CORP	4.727	99.2054	05/30/2028	10,000,000.00	9,920,540.00	9,980,849.32</	

3130B0TF6	FEDERAL HOME LOAN BANKS	4.750	100.9068	04/09/2029	10,000,000.00	10,090,680.00	10,000,000.00	90,680.00
3133ERAK7	FEDERAL FARM CREDIT BANKS FUNDING CORP	4.382	101.7836	04/10/2029	20,000,000.00	20,356,720.00	19,993,996.06	362,723.94
3130B25S0	FEDERAL HOME LOAN BANKS	4.710	100.3108	07/30/2029	15,000,000.00	15,046,620.00	15,000,000.00	46,620.00
---		3.389	98.1715	07/26/2026	5,003,499,250.00	4,911,571,557.96	4,992,191,485.23	(80,619,927.27)

Agency  
AGCY DISC

Cusip	Description	Yield	Market Price	Final Maturity	Par Value	Market Value	Book Value	Net Unrealized Gain/Loss
313384C23	FEDERAL HOME LOAN BANKS	5.397	99.7938	08/15/2024	10,000,000.00	9,979,380.00	9,979,777.78	(397.78)
313384C23	FEDERAL HOME LOAN BANKS	5.397	99.7938	08/15/2024	10,000,000.00	9,979,380.00	9,979,777.78	(397.78)
313384G29	FEDERAL HOME LOAN BANKS	5.237	99.3247	09/16/2024	10,000,000.00	9,932,470.00	9,935,344.44	(2,874.44)
313384J75	FEDERAL HOME LOAN BANKS	5.208	99.0237	10/07/2024	10,000,000.00	9,902,370.00	9,906,479.27	(4,109.27)
313384N39	FEDERAL HOME LOAN BANKS	4.865	98.6347	11/04/2024	15,000,000.00	14,795,205.00	14,813,562.50	(18,357.50)
313384N39	FEDERAL HOME LOAN BANKS	5.294	98.6347	11/04/2024	10,000,000.00	9,863,470.00	9,863,701.39	(231.39)
313384N39	FEDERAL HOME LOAN BANKS	5.294	98.6347	11/04/2024	15,000,000.00	14,795,205.00	14,795,552.09	(347.09)
313384N70	FEDERAL HOME LOAN BANKS	4.921	98.5794	11/08/2024	25,000,000.00	24,644,850.00	24,673,093.75	(28,243.75)
313384V30	FEDERAL HOME LOAN BANKS	4.999	97.8903	12/30/2024	10,000,000.00	9,789,030.00	9,797,408.33	(8,378.33)
313385AC0	FEDERAL HOME LOAN BANKS	5.243	97.8378	01/03/2025	25,000,000.00	24,459,450.00	24,451,579.86	7,870.14
313385AJ5	FEDERAL HOME LOAN BANKS	5.242	97.7594	01/09/2025	25,000,000.00	24,439,850.00	24,430,909.72	8,940.28
313385AK2	FEDERAL HOME LOAN BANKS	5.076	97.7464	01/10/2025	50,000,000.00	48,873,200.00	48,894,125.00	(20,925.00)
313385AK2	FEDERAL HOME LOAN BANKS	5.243	97.7464	01/10/2025	25,000,000.00	24,436,600.00	24,427,375.58	9,224.42
313385AK2	FEDERAL HOME LOAN BANKS	5.243	97.7464	01/10/2025	25,000,000.00	24,436,600.00	24,427,374.96	9,225.04
313385AK2	FEDERAL HOME LOAN BANKS	5.241	97.7464	01/10/2025	25,000,000.00	24,436,600.00	24,427,375.00	9,225.00
313385AY2	FEDERAL HOME LOAN BANKS	4.837	97.5781	01/23/2025	14,470,000.00	14,119,551.07	14,141,510.87	(21,959.80)
313385BK1	FEDERAL HOME LOAN BANKS	5.175	97.4397	02/03/2025	25,000,000.00	24,359,925.00	24,350,291.67	9,633.33
313313BM9	FEDERAL FARM CREDIT BANKS FUNDING CORP	5.013	97.4153	02/05/2025	50,000,000.00	48,707,650.00	48,733,611.11	(25,961.11)
313385CA2	FEDERAL HOME LOAN BANKS	5.202	97.2581	02/18/2025	15,000,000.00	14,588,715.00	14,577,062.50	11,652.50
313313CA4	FEDERAL FARM CREDIT BANKS FUNDING CORP	5.202	97.2581	02/18/2025	20,000,000.00	19,451,620.00	19,436,083.33	15,536.67
313385FB7	FEDERAL HOME LOAN BANKS	5.160	96.3940	05/02/2025	50,000,000.00	48,197,000.00	48,106,736.11	90,263.89
---		5.146	97.7929	01/08/2025	464,470,000.00	454,188,121.07	454,148,733.05	39,388.02

Agency CMO  
FHLMC CMO

Cusip	Description	Yield	Market Price	Final Maturity	Par Value	Market Value	Book Value	Net Unrealized Gain/Loss
3137FEUA6	FHMS K-730 A2	5.396	99.1278	01/25/2025	47,141,046.50	46,729,899.26	46,795,096.78	(65,197.51)
3137BHCY1	FHMS K-044 A2	5.154	98.7726	01/25/2025	18,394,549.00	18,168,775.23	18,219,632.74	(50,857.52)
3137BHCY1	FHMS K-044 A2	5.179	98.7726	01/25/2025	14,767,623.80	14,586,366.72	14,620,057.44	(33,690.72)
---		5.301	98.9813	01/25/2025	80,303,219.30	79,485,041.21	79,634,786.95	(149,745.75)

Agency CMO  
FNMA CMO

Cusip	Description	Yield	Market Price	Final Maturity	Par Value	Market Value	Book Value	Net Unrealized Gain/Loss
3136AW7J0	FNA 2017-M8 A2	3.448	96.2963	05/25/2027	11,499,134.85	11,073,243.12	11,415,557.80	(342,314.68)
3136B2HA3	FNA 2018-M10 A2	5.208	96.4470	07/25/2028	9,725,802.72	9,380,244.36	9,292,004.61	88,239.76
---		4.237	96.3639	12/03/2027	21,224,937.57	20,453,487.48	20,707,562.41	(254,074.93)

Agency MBS  
FHLMC

Cusip	Description	Yield	Market Price	Final Maturity	Par Value	Market Value	Book Value	Net Unrealized Gain/Loss
3137FGF6	FHMS K-732 A2	5.197	98.7859	05/25/2025	14,983,000.42	14,801,089.41	14,820,087.87	(18,998.45)
3137BM7C4	FHMS K-051 A2	4.877	98.1513	09/25/2025	9,200,000.00	9,029,920.98	9,046,101.00	(16,180.02)
3137FMU67	FHMS K-735 A2	3.518	96.8710	05/25/2026	14,559,477.00	14,103,903.83	14,403,822.09	(299,918.26)
3137FNWX4	FHMS K-736 A2	3.655	95.8292	07/25/2026	10,000,000.00	9,582,920.40	9,763,941.78	(181,021.38)
3137BRJQ7	FHMS K-057 A2	4.657	96.2760	07/25/2026	15,000,000.00	14,441,400.30	14,452,176.11	(10,775.81)
3137BTUM1	FHMS K-061 A2	4.501	97.3111	11/25/2026	8,863,395.57	8,625,064.18	8,654,241.49	(29,177.30)
3137BTUM1	FHMS K-061 A2	4.561	97.3111	11/25/2026	8,370,984.71	8,145,893.95	8,160,970.06	(15,076.11)
3137BYLD0	FHMS K-L01 A2E	4.184	96.7992	02/25/2027	15,000,000.00	14,519,880.75	14,692,870.46	(172,989.71)
3137BXQY1	FHMS K-064 A2	3.154	96.7760	03/25/2027	1,000,000.00	967,760.31	1,000,951.19	(33,190.88)
3137BXSWS3	FHMS K-IR2 A2	4.545	96.4658	03/25/2027	15,000,000.00	14,469,864.30	14,482,326.66	(12,462.36)
3137F2LJ3	FHMS K-066 A2	3.111	96.2771	06/25/2027	11,095,000.00	10,681,941.14	11,088,899.48	(406,958.34)
3137FBX3	FHMS K-068 A2	4.548	96.4395	08/25/2027	9,525,000.00	9,185,858.57	9,174,311.96	11,546.61
3132XGRH1	FH WN2287	3.945	96.7394	11/01/2027	24,744,598.00	23,937,767.22	24,599,615.67	(661,848.45)
3132XGQ74	FH WN2277	4.062	97.4921	11/01/2027	9,897,839.20	9,649,608.52	9,820,556.03	(170,947.51)
3132XGRH1	FH WN2287	4.073	96.7394	11/01/2027	24,744,598.00	23,937,767.22	24,544,847.75	(607,080.52)
3132XFLR7	FH WN1235	4.690	98.1327	01/01/2028	20,000,000.00	19,626,535.80	19,825,628.29	(199,092.49)
3132XFLR7	FH WN1235	4.333	98.1327	01/01/2028	10,000,000.00	9,813,267.90	9,965,384.62	(152,116.72)
3137FGZH1	FHMS K-W06 A2	5.290	97.5834	06/25/2028	25,000,000.00	24,395,839.25	23,773,304.46	622,534.79
3137FYJH6	FHMS K-W07 A2	5.264	96.3167	09/25/2028	16,627,402.00	16,014,963.74	15,667,508.90	347,454.84
3132XGX35	FH WN2497	4.611	100.0416	10/01/2028	28,340,000.00	28,351,800.49	28,207,813.30	143,987.20
3132XGYU4	FH WN2522	4.779	100.0637	12/01/2028	10,000,000.00	10,006,369.70	9,895,049.10	111,320.60
3132WW2J0	FH WA3276	4.668	100.7558	02/01/2029	14,769,551.10	14,881,180.70	14,733,374.94	147,805.75
3132XG2H8	FH WN2575	4.428	100.8773	02/01/2029	33,705,000.00	34,000,708.46	33,946,960.51	53,747.95
---		4.454	97.9465	10/16/2027	350,425,845.99	343,171,307.12	344,720,743.70	(1,549,436.58)

Agency MBS  
FNMA

Cusip	Description	Yield	Market Price	Final Maturity	Par Value	Market Value	Book Value	Net Unrealized Gain/Loss
3136AMST7	FNA 2015-M03 A2	6.104	99.0260	10/25/2024	10,633,495.15	10,529,921.19	10,580,751.51	(50,830.32)
3138AF46	FN AM9186	5.429	97.6585	06/01/2025	5,397,535.86	5,271,152.45	5,309,741.88	(38,589.43)
3140AJVC9	FN BM6010	4.860	98.4852	09/01/2025	15,315,800.37	15,083,796.78	15,113,930.87	(30,134.09)
3138LCHR9	FEDERAL NATIONAL MORTGAGE ASSOCIATION	2.939	97.2657	12/01/2025	13,819,708.65	13,441,835.39	13,814,802.30	(372,966.91)
3138LCH81	FN AN0254	3.738	97.2657	12/01/2025	7,227,707.78	7,030,080.06	7,174,765.86	(144,685.80)
3138LCW35	FN AN0665	5.458	97.2131	02/01/2026	14,675,447.80	14,266,452.46	14,257,549.16	8,903.30
3138LD5W9	FN AN1760	4.176	95.7702	06/01/2026	15,000,000.00	14,365,527.75	14,807,385.48	(441,857.73)
3138LENE7	FN AN2188	3.543	95.5572	07/01/2026	9,812,962.20	9,376,987.79	9,724,428.67	(347,440.88)
3140HV2G8	FN BL4374	4.291	94.1869	10/01/2026	21,300,000.00	20,061,801.61	20,230,938.76	(169,137.15)
3138LHUZ5	FN AN5099	3.076	96.1791	04/01/2027	23,662,655.75	22,758,519.87	23,649,973.73	(891,453.86)
3138LJST3	FN AN6257	4.582	96.0102	08/01/2027	15,085,747.07	14,483,852.31	14,599,780.94	(115,928.63)
3136AY6X6	FNA 2017-M15 A2	4.609	95.7901	09/25/2027	14,376,675.16	13,771,432.95	13,959,808.04	(188,375.10)
3138LKZ34	FN AN7061	6.197	94.6409	10/01/2027	12,800,000.00	12,114,032.77	12,125,448.22	(11,415.46)
3136BML55	FNA 2022-M11 A2	4.554	95.7113	10/25/2027	26,198,351.10	25,074,772.20	25,385,004.15	(310,231.95)
3140LHVX5	FN BS6929	4.280	98.9874	11/01/2027	31,100,000.00	30,785,093.53	31,031,866.78	(246,773.25)
3140LH4A5	FN BS7116	4.363	99.1229	11/01/2027	20,210,000.00	20,032,736.47	20,210,000.00	(177,263.53)
3140LHSB7	FN BS6813	4.363	99.4336	02/01/2028	19,478,000.00	19,367,676.22	19,465,053.58	(97,377.37)
3140LJS23	FN BS7736	4.416	98.6186	02/01/2028	20,000,000.00	19,723,717.60	19,808,932.05	(85,214.45)
3140LJS23	FN BS7736	4.071	98.6186	02/01/2028	15,000,000.00	14,792,788.20	15,000,000.00	(207,211.80)
3140LJS23	FN BS7736	4.078	98.6186	02/01/2028	10,000,000.00	9,861,858.80	10,000,000.00	(138,141.20)
3140LBU27	FN BS1500	4.591	88.6616	03/01/2028	29,612,500.00	26,254,918.08	26,226,391.05	28,527.02
3140LKJC8	FN BS8358	4.074	98.7094	04/01/2028	24,459,000.00	24,143,321.63	24,459,000.00	(315,678.37)
3140LKP9	FN BS8369	4.649	99.1362	05/01/2028	16,850,000.00	16,704,444.48	16,684,933.89	19,510.59
3140LKM6	FN BS8367	4.651	99.1237	05/01/2028	14,563,000.00	14,435,388.22	14,331,911.28	103,476.94
3140LKYQ0	FN BS8818	4.526	97.9746	06/01/2028	25,000,000.00	24,493,649.50	24,505,049.28	(11,399.78)
3140LKU84	FN BS8706	4.510	98.5354	06/01/2028	25,000,000.00	24,633,838.00	24,592,590.34	41,247.66
3140LKKW2	FN BS8408	4.658	99.8474	06/01/2028	12,003,000.00	11,984,686.90	11,891,207.12	93,479.78
3136BQDE6	FNA 2023-M6 A2	4.724	98.7767	07/25/2028	25,000,000			

3140NUP0	FN BZ0433	4.580	99.2776	03/01/2029	25,000,000.00	24,819,406.75	24,638,342.21	181,064.54
3140NUP0	FN BZ0433	4.612	99.2776	03/01/2029	25,681,000.00	25,495,487.39	25,264,715.56	230,771.83
3140NU6F1	FN BZ0869	4.623	100.9197	04/01/2029	32,230,000.00	32,526,406.10	32,191,797.50	334,608.60
3140NU4W6	FN BZ0836	4.606	100.9496	05/01/2029	16,365,000.00	16,520,398.11	16,365,000.00	155,398.11
3140NVE37	FN BZ1053	4.596	100.9482	06/01/2029	15,770,000.00	15,919,530.19	15,770,000.00	149,530.19
3140NVFJ1	FN BZ1068	4.555	100.8297	06/01/2029	10,000,000.00	10,082,969.00	10,000,000.00	82,969.00
3140NVFJ1	FN BZ1068	4.555	100.8297	06/01/2029	15,000,000.00	15,124,453.50	15,000,000.00	124,453.50
---	---	4.551	98.4843	02/20/2028	784,083,586.89	771,774,189.87	771,690,513.27	83,676.60

CD

Cusip	Description	Yield	Market Price	Final Maturity	Par Value	Market Value	Book Value	Net Unrealized Gain/Loss
06367DGG4	Bank of Montreal - Chicago Branch	5.280	100.0000	08/21/2024	50,000,000.00	50,000,000.00	50,000,000.00	0.00
06367DGX7	Bank of Montreal - Chicago Branch	5.390	100.0000	08/28/2024	50,000,000.00	50,000,000.00	50,000,000.00	0.00
21684XN36	COOPERATIVE RABOBANK U.A., NEW YORK BRANCH	5.540	100.0000	09/09/2024	25,000,000.00	25,000,000.00	25,000,000.00	0.00
21684XR40	COOPERATIVE RABOBANK U.A., NEW YORK BRANCH	5.410	100.0000	10/01/2024	30,000,000.00	30,000,000.00	30,000,000.00	0.00
78015JIT5	Royal Bank of Canada New York Branch	5.250	100.0000	10/02/2024	50,000,000.00	50,000,000.00	50,000,000.00	0.00
78015JIT5	Royal Bank of Canada New York Branch	5.250	100.0000	10/02/2024	10,000,000.00	10,000,000.00	10,000,000.00	0.00
21684XR57	COOPERATIVE RABOBANK U.A., NEW YORK BRANCH	5.410	100.0000	10/02/2024	50,000,000.00	50,000,000.00	50,000,000.00	0.00
06367DJ89	Bank of Montreal - Chicago Branch	5.470	100.0000	10/07/2024	25,000,000.00	25,000,000.00	25,000,000.00	0.00
78015JDK0	Royal Bank of Canada New York Branch	5.880	100.0000	10/22/2024	25,000,000.00	25,000,000.00	25,000,000.00	0.00
86959TAY2	Svenska Handels AB Publ - New York Branch	5.200	100.0000	10/25/2024	50,000,000.00	50,000,000.00	50,000,000.00	0.00
89115BPR5	Toronto-Dominion Bank - New York Branch	5.250	100.0000	10/28/2024	50,000,000.00	50,000,000.00	50,000,000.00	0.00
06051WNX8	Bank of America, National Association	5.390	100.0000	10/30/2024	50,000,000.00	50,000,000.00	50,000,000.00	0.00
86959TBG0	Svenska Handels AB Publ - New York Branch	5.200	100.0000	10/31/2024	50,000,000.00	50,000,000.00	50,000,000.00	0.00
89115BNM8	Toronto-Dominion Bank - New York Branch	5.460	100.0000	11/08/2024	25,000,000.00	25,000,000.00	25,000,000.00	0.00
86959TBH8	Svenska Handels AB Publ - New York Branch	5.280	100.0000	11/08/2024	50,000,000.00	50,000,000.00	50,000,000.00	0.00
78015JHX8	Royal Bank of Canada New York Branch	5.470	100.0000	11/12/2024	50,000,000.00	50,000,000.00	50,000,000.00	0.00
06367DHA6	Bank of Montreal - Chicago Branch	5.400	100.0000	11/13/2024	50,000,000.00	50,000,000.00	50,000,000.00	0.00
89115BL99	Toronto-Dominion Bank - New York Branch	5.680	100.0000	11/21/2024	25,000,000.00	25,000,000.00	25,000,000.00	0.00
78015JHP5	Royal Bank of Canada New York Branch	5.460	100.0000	11/27/2024	50,000,000.00	50,000,000.00	50,000,000.00	0.00
89115BPV6	Toronto-Dominion Bank - New York Branch	5.210	100.0000	11/27/2024	50,000,000.00	50,000,000.00	50,000,000.00	0.00
89115D4N3	Toronto-Dominion Bank - New York Branch	5.140	100.0000	11/27/2024	25,000,000.00	25,000,000.00	25,000,000.00	0.00
06367DGW9	Bank of Montreal - Chicago Branch	5.360	100.0000	11/29/2024	90,000,000.00	90,000,000.00	90,000,000.00	0.00
89115BPD6	Toronto-Dominion Bank - New York Branch	5.490	100.0000	12/09/2024	50,000,000.00	50,000,000.00	50,000,000.00	0.00
78015J32	Royal Bank of Canada New York Branch	5.460	100.0000	12/11/2024	50,000,000.00	50,000,000.00	50,000,000.00	0.00
78015JJP3	Royal Bank of Canada New York Branch	5.230	100.0000	12/18/2024	50,000,000.00	50,000,000.00	50,000,000.00	0.00
06418NAD4	Bank of Nova Scotia, Houston Branch	5.340	100.0000	12/23/2024	100,000,000.00	100,000,000.00	100,000,000.00	0.00
06051WNR1	Bank of America, National Association	5.430	100.0000	12/23/2024	50,000,000.00	50,000,000.00	50,000,000.00	0.00
86959TCV6	Svenska Handels AB Publ - New York Branch	5.340	100.0000	12/27/2024	50,000,000.00	50,000,000.00	50,000,000.00	0.00
06418NAF9	Bank of Nova Scotia, Houston Branch	5.380	100.0000	12/27/2024	50,000,000.00	50,000,000.00	50,000,000.00	0.00
86959TDB9	Svenska Handels AB Publ - New York Branch	5.400	100.0000	01/03/2025	50,000,000.00	50,000,000.00	50,000,000.00	0.00
06418NAN2	Bank of Nova Scotia, Houston Branch	5.390	100.0000	01/03/2025	100,000,000.00	100,000,000.00	100,000,000.00	0.00
06051WNN0	Bank of America, National Association	5.422	100.0000	01/03/2025	50,000,000.00	50,000,000.00	50,000,000.00	0.00
06418NAW2	Bank of Nova Scotia, Houston Branch	5.450	100.0000	01/06/2025	50,000,000.00	50,000,000.00	50,000,000.00	0.00
78015JKP1	Royal Bank of Canada New York Branch	5.230	100.0000	01/08/2025	50,000,000.00	50,000,000.00	50,000,000.00	0.00
06367DJU0	Bank of Montreal - Chicago Branch	5.490	100.0000	01/08/2025	50,000,000.00	50,000,000.00	50,000,000.00	0.00
06051WPC2	Bank of America, National Association	5.390	100.0000	01/09/2025	25,000,000.00	25,000,000.00	25,000,000.00	0.00
78015JMP9	Royal Bank of Canada New York Branch	5.420	100.0000	01/10/2025	50,000,000.00	50,000,000.00	50,000,000.00	0.00
06367DJE6	Bank of Montreal - Chicago Branch	5.500	100.0000	01/14/2025	50,000,000.00	50,000,000.00	50,000,000.00	0.00
06367DK38	Bank of Montreal - Chicago Branch	5.550	100.0000	01/16/2025	100,000,000.00	100,000,000.00	100,000,000.00	0.00
86959TDS2	Svenska Handels AB Publ - New York Branch	5.480	100.0000	01/21/2025	40,000,000.00	40,000,000.00	40,000,000.00	0.00
89115DPA8	Toronto-Dominion Bank - New York Branch	5.530	100.0000	01/21/2025	30,000,000.00	30,000,000.00	30,000,000.00	0.00
06418NBD3	Bank of Nova Scotia, Houston Branch	5.460	100.0000	01/21/2025	40,000,000.00	40,000,000.00	40,000,000.00	0.00
06051WNQ3	Bank of America, National Association	5.410	100.0000	01/22/2025	50,000,000.00	50,000,000.00	50,000,000.00	0.00
06051WNQ3	Bank of America, National Association	5.410	100.0000	01/22/2025	50,000,000.00	50,000,000.00	50,000,000.00	0.00
89115BPZ7	Toronto-Dominion Bank - New York Branch	5.120	100.0000	01/24/2025	50,000,000.00	50,000,000.00	50,000,000.00	0.00
89115DGJ9	Toronto-Dominion Bank - New York Branch	5.360	100.0000	01/27/2025	50,000,000.00	50,000,000.00	50,000,000.00	0.00
78015JLP0	Royal Bank of Canada New York Branch	5.280	100.0000	01/27/2025	30,000,000.00	30,000,000.00	30,000,000.00	0.00
78015JL39	Royal Bank of Canada New York Branch	5.290	100.0000	01/31/2025	25,000,000.00	25,000,000.00	25,000,000.00	0.00
06051WNV2	Bank of America, National Association	5.400	100.0000	01/31/2025	50,000,000.00	50,000,000.00	50,000,000.00	0.00
78015JMB0	Royal Bank of Canada New York Branch	5.340	100.0000	02/05/2025	25,000,000.00	25,000,000.00	25,000,000.00	0.00
78015JMF1	Royal Bank of Canada New York Branch	5.320	100.0000	02/18/2025	50,000,000.00	50,000,000.00	50,000,000.00	0.00
89115BRM4	Toronto-Dominion Bank - New York Branch	5.470	100.0000	02/27/2025	25,000,000.00	25,000,000.00	25,000,000.00	0.00
78015JLF2	Royal Bank of Canada New York Branch	5.260	100.0000	03/26/2025	50,000,000.00	50,000,000.00	50,000,000.00	0.00
---	---	5.380	100.0000	12/14/2024	2,470,000,000.00	2,470,000,000.00	2,470,000,000.00	0.00

CP

Cusip	Description	Yield	Market Price	Final Maturity	Par Value	Market Value	Book Value	Net Unrealized Gain/Loss
63763PH10	National Securities Clearing Corporation	5.444	100.0000	08/01/2024	29,800,000.00	29,800,000.00	29,800,000.00	0.00
6698M4H21	Novartis Finance Corporation	5.396	99.9853	08/02/2024	43,000,000.00	42,993,657.50	42,993,657.50	0.00
6698M4H21	Novartis Finance Corporation	5.396	99.9853	08/02/2024	6,000,000.00	5,999,115.00	5,999,115.00	0.00
77119LH69	Roche Holdings, Inc.	5.385	99.9264	08/06/2024	40,000,000.00	39,970,555.56	39,970,555.56	0.00
7426M2H79	Private Export Funding Corporation	5.163	99.9163	08/07/2024	50,000,000.00	49,958,166.67	49,958,166.67	0.00
71344TH70	PepsiCo, Inc.	5.406	99.9113	08/07/2024	22,500,000.00	22,480,050.00	22,480,050.00	0.00
03785DH74	Apple Inc.	5.385	99.9118	08/07/2024	50,000,000.00	49,955,916.67	49,955,833.33	83.33
03785DH74	Apple Inc.	5.374	99.9118	08/07/2024	30,000,000.00	29,973,550.00	29,973,550.00	0.00
0556C2H97	BMW US Capital, LLC	5.397	99.8818	08/09/2024	30,000,000.00	29,964,533.33	29,964,533.33	0.00
7426M2HC8	Private Export Funding Corporation	5.412	99.8378	08/12/2024	25,000,000.00	24,959,437.50	24,959,437.50	0.00
0556C2HC0	BMW US Capital, LLC	5.399	99.8374	08/12/2024	50,000,000.00	49,918,722.22	49,918,722.22	0.00
63763PHE2	National Securities Clearing Corporation	5.435	99.8075	08/14/2024	25,000,000.00	24,951,881.94	24,951,881.94	0.00
63763PHE2	National Securities Clearing Corporation	5.434	99.8075	08/14/2024	20,000,000.00	19,961,505.56	19,961,505.56	0.00
47816FHF1	Johnson & Johnson	5.326	99.7978	08/15/2024	49,500,000.00	49,399,900.00	49,399,900.00	0.00
82619THG5	Siemens Capital Company LLC	5.419	99.7788	08/16/2024	25,000,000.00	24,944,687.50	24,944,687.50	0.00
63763PHK8	National Securities Clearing Corporation	5.441	99.7335	08/19/2024	25,000,000.00	24,933,375.00	24,933,375.00	0.00
63763PHM4	National Securities Clearing Corporation	5.438	99.7039	08/21/2024	75,000,000.00	74,777,916.67	74,777,916.67	0.00
82619THT7	Siemens Capital Company LLC	5.417	99.6158	08/27/2024	20,000,000.00	19,923,155.56	19,923,155.56	0.00
21684AJ38	COOPERATIVE RABOBANK U.A., NEW YORK BRANCH	5.470	99.5151	09/03/2024	25,000,000.00	24,878,770.83	24,878,770.83	0.00
63763PJ42	National Securities Clearing Corporation	5.422	99.4976	09/04/2024	50,000,000.00	49,748,777.78	49,748,777.78	0.00
89116EJ61	Toronto Dominion Holdings (U.S.A.), Inc.	5.481	99.4700	09/06/2024	50,000,000.00	49,735,000.00	49,735,000.00	0.00
63763PJ67	National Securities Clearing Corporation	5.426	99.4680	09/06/2024	50,000,000.00	49,734,000.00	49,734,000.00	0.00
63763PJA8	National Securities Clearing Corporation	5.427	99.4089	09/10/2024	36,140,000.00	35,926,372.45	35,926,372.45	0.00
89116EJD6	Toronto Dominion Holdings (U.S.A.), Inc.	5.321	99.3849	09/13/2024	50,000,000.00	49,692,430.56	49,692,430.56	0.00
89233GJP2	Toyota Motor Credit Corporation	5.436	99.2153	09/23/2024	25,000,000.00	24,803,826.39	24,803,826.39	0.00
89233GK70	Toyota Motor Credit Corporation	5.438	99.0080	10/07/2024	25,000,000.00	24,752,006.94	24,752,006.94	0.00
7426M4KH9	Private Export Funding Corporation	5.211	98.9156	10/17/2024	25,000,000.00	24,728,895.83	24,728,895.83	0.00
46651VEX0	J.P. Morgan Securities LLC	5.250	100.0000	10/31/2024	50,000,000.00	50,000,000.00	50,000,000.00	0.00
7426M2L66	Private Export Funding Corporation	5.358	98.5935	11/06/2024	25,000,000.00	24,648,375.00	24,648,375.00	0.00
7426M2LL3	Private Export Funding Corporation	5.160	98.4583	11/20/2024	25,000,000.0			

037833DF4	APPLE INC	5.294	98.9132	01/13/2025	25,000,000.00	24,728,300.00	24,721,562.50	6,737.50
771196BT8	ROCHE HOLDINGS INC	5.173	98.2667	03/10/2025	4,130,000.00	4,058,414.71	4,056,498.39	1,916.32
037833DT4	APPLE INC	5.290	97.0740	05/11/2025	25,096,000.00	24,361,691.04	24,315,989.56	45,701.48
037833DT4	APPLE INC	5.271	97.0740	05/11/2025	28,421,000.00	27,589,401.54	27,541,600.87	47,800.67
037833DT4	APPLE INC	5.192	97.0740	05/11/2025	10,000,000.00	9,707,400.00	9,695,067.50	12,332.50
037833DT4	APPLE INC	5.283	97.0740	05/11/2025	6,487,000.00	6,297,190.38	6,284,885.95	12,304.43
037833DT4	APPLE INC	5.230	97.0740	05/11/2025	44,549,000.00	43,245,496.26	43,177,794.84	67,701.42
037833BG4	APPLE INC	5.252	98.5966	05/13/2025	27,608,000.00	27,220,549.33	27,180,536.13	40,013.19
771196BJ0	ROCHE HOLDINGS INC	4.882	97.8220	11/10/2025	3,300,000.00	3,228,126.00	3,224,832.54	3,293.46
037833BY5	APPLE INC	4.412	97.8843	02/23/2026	10,000,000.00	9,788,430.00	9,828,627.45	(40,197.45)
037833BY5	APPLE INC	4.411	97.8843	02/23/2026	436,000.00	426,775.55	428,531.32	(1,755.77)
459058LE1	INTERNATIONAL BANK FOR RECONSTRUCTION AND DEVELOPM	4.764	100.5431	04/10/2026	20,000,000.00	20,108,620.00	19,995,604.93	113,015.07
459058LE1	INTERNATIONAL BANK FOR RECONSTRUCTION AND DEVELOPM	4.764	100.5431	04/10/2026	50,000,000.00	50,271,550.00	49,989,012.33	282,537.67
037833BZ2	APPLE INC	4.875	96.0175	08/04/2026	34,000,000.00	32,645,950.00	32,445,629.15	200,320.85
037833BZ2	APPLE INC	5.028	96.0175	08/04/2026	16,000,000.00	15,362,800.00	15,223,917.55	138,882.45
594918BR4	MICROSOFT CORP	4.510	96.1212	08/08/2026	11,846,000.00	11,386,517.35	11,369,361.78	17,155.57
037833DN7	APPLE INC	5.003	95.0271	09/11/2026	10,557,000.00	10,032,010.95	9,942,841.73	89,169.22
594918CG7	MICROSOFT CORP	4.560	97.8256	09/15/2026	14,108,000.00	13,801,235.65	13,784,846.02	16,389.62
771196BL5	ROCHE HOLDINGS INC	4.335	94.8454	01/28/2027	3,000,000.00	2,845,362.00	2,863,826.19	(18,464.19)
771196BL5	ROCHE HOLDINGS INC	4.325	94.8454	01/28/2027	3,000,000.00	2,845,362.00	2,864,528.77	(19,166.77)
771196BL5	ROCHE HOLDINGS INC	4.903	94.8454	01/28/2027	5,000,000.00	4,742,270.00	4,707,616.81	34,653.19
037833CJ7	APPLE INC	4.528	97.4916	02/09/2027	4,700,000.00	4,582,105.20	4,571,156.06	10,949.14
037833CJ7	APPLE INC	4.797	97.4916	02/09/2027	5,000,000.00	4,874,580.00	4,830,288.01	44,291.99
931142EX7	WALMART INC	4.404	99.0827	09/09/2027	20,000,000.00	19,816,540.00	19,738,461.27	78,078.73
037833DB3	APPLE INC	4.444	95.7507	09/12/2027	4,296,000.00	4,113,450.07	4,105,159.70	8,290.38
---	---	4.956	97.8405	01/18/2026	386,534,000.00	378,080,128.03	376,888,177.35	1,191,950.68

MM Fund  
MMFUND

Cusip	Description	Yield	Market Price	Final Maturity	Par Value	Market Value	Book Value	Net Unrealized Gain/Loss
949921126	ALLSPRING:GOVT MM SEL	5.250	1.0000	07/31/2024	1,000,000.00	1,000,000.00	1,000,000.00	0.00
31607A703	FIDELITY IMM:GOVT INSTL	5.260	1.0000	07/31/2024	49,000,000.00	49,000,000.00	49,000,000.00	0.00
31607A703	FIDELITY IMM:GOVT INSTL	5.260	1.0000	07/31/2024	30,000,000.00	30,000,000.00	30,000,000.00	0.00
665278404	NORTHERN INST:US GVT SHS	5.140	1.0000	07/31/2024	156,169.48	156,169.48	156,169.48	0.00
69347S	PNC BANK DEPOSIT	5.250	1.0000	07/31/2024	25,000,000.00	25,000,000.00	25,000,000.00	0.00
4812CA538	JPMORGAN:US GVT MM EMPWR	5.200	1.0000	07/31/2024	1,000,000.00	1,000,000.00	1,000,000.00	0.00
---	---	5.257	1.0000	07/31/2024	106,156,169.48	106,156,169.48	106,156,169.48	0.00

Muni  
MUNI

Cusip	Description	Yield	Market Price	Final Maturity	Par Value	Market Value	Book Value	Net Unrealized Gain/Loss
987388GU3	YOSEMITE CALIF CMNTY COLLEGE DIST	1.440	99.9890	08/01/2024	700,000.00	699,923.00	700,000.00	(77.00)
802498YY5	SANTA MONICA-MALIBU UNIFIED SCHOOL FACILITY IMPROV	0.396	99.9880	08/01/2024	1,000,000.00	999,880.00	1,000,000.00	(120.00)
93974EYA8	WASHINGTON ST	3.350	99.9890	08/01/2024	13,475,000.00	13,473,517.75	13,475,000.00	(1,482.25)
419792F84	HAWAII ST	0.713	99.9850	08/01/2024	9,000,000.00	8,998,650.00	9,000,000.00	(1,350.00)
93974ETF3	WASHINGTON ST	0.470	99.9880	08/01/2024	14,995,000.00	14,993,200.60	14,995,000.00	(1,799.40)
074437HA5	BEAUMONT CALIF UNI SCH DIST	0.690	99.9870	08/01/2024	275,000.00	274,964.25	275,000.00	(35.75)
757710US5	REDONDO BEACH CALIF UNI SCH DIST	1.571	99.9880	08/01/2024	500,000.00	499,940.00	500,000.00	(60.00)
826239FY6	SIERRA CALIF JT CMNTY COLLEGE DIST	0.344	99.9880	08/01/2024	500,000.00	499,940.00	500,000.00	(60.00)
826239GH2	SIERRA CALIF JT CMNTY COLLEGE DIST	0.354	99.9880	08/01/2024	720,000.00	719,913.60	720,000.00	(86.40)
882724XK8	TEXAS ST	0.794	99.3110	10/01/2024	5,810,000.00	5,769,969.10	5,810,000.00	(40,030.90)
419792D37	HAWAII ST	0.713	99.2520	10/01/2024	2,500,000.00	2,481,300.00	2,500,000.00	(18,700.00)
419792A71	HAWAII ST	0.713	99.2520	10/01/2024	10,000,000.00	9,925,200.00	10,000,000.00	(74,800.00)
419792F92	HAWAII ST	1.033	96.1350	08/01/2025	6,250,000.00	6,008,437.50	6,250,000.00	(241,562.50)
56781RKT3	MARIN CALIF CMNTY COLLEGE DIST	0.763	95.9850	08/01/2025	1,065,000.00	1,022,240.25	1,065,000.00	(42,759.75)
074437HB3	BEAUMONT CALIF UNI SCH DIST	1.109	95.9030	08/01/2025	500,000.00	479,515.00	500,000.00	(20,485.00)
7994082E8	SAN RAMON VALLEY CALIF UNI SCH DIST	0.967	96.2050	08/01/2025	4,505,000.00	4,334,035.25	4,505,000.00	(170,964.75)
802498Y22	SANTA MONICA-MALIBU UNIFIED SCHOOL FACILITY IMPROV	0.669	95.8340	08/01/2025	1,000,000.00	958,340.00	1,000,000.00	(41,660.00)
93974EYB6	WASHINGTON ST	3.350	98.3760	08/01/2025	10,065,000.00	9,901,544.40	10,065,000.00	(163,455.60)
419792D45	HAWAII ST	1.033	95.5940	10/01/2025	3,660,000.00	3,498,740.40	3,660,000.00	(161,259.60)
419792A89	HAWAII ST	1.033	97.5150	10/01/2025	12,775,000.00	12,457,541.25	13,024,963.58	(567,422.33)
93974EYC4	WASHINGTON ST	3.370	97.7660	08/01/2026	20,825,000.00	20,359,769.50	20,825,000.00	(465,230.50)
13063EBN5	CALIFORNIA STATE	5.096	102.3470	09/01/2026	30,000,000.00	30,704,100.00	30,236,472.40	467,627.60
13063D3N6	CALIFORNIA STATE	4.847	100.9480	03/01/2027	9,300,000.00	9,388,164.00	9,300,000.00	88,164.00
419792M29	HAWAII ST	4.513	101.9270	10/01/2027	5,000,000.00	5,096,350.00	5,070,388.86	25,961.14
---	---	2.612	99.4702	09/27/2025	164,420,000.00	163,545,175.85	164,976,824.84	(1,431,648.99)

Mutual Fund  
Open-End Fund

Cusip	Description	Yield	Market Price	Final Maturity	Par Value	Market Value	Book Value	Net Unrealized Gain/Loss
CLTRSF	CALTRUST	5.380	1.0086	---	93,213,169.12	94,017,200.84	94,017,200.84	(0.00)
CLTRSF	CALTRUST	5.380	1.0086	---	93,213,169.12	94,017,200.84	94,017,200.84	(0.00)

Non-US Gov  
SUPRANATIONAL

Cusip	Description	Yield	Market Price	Final Maturity	Par Value	Market Value	Book Value	Net Unrealized Gain/Loss
45950VPQ3	INTERNATIONAL FINANCE CORP	0.273	99.6885	08/22/2024	25,000,000.00	24,922,119.50	24,999,674.93	(77,555.43)
45950VQG4	INTERNATIONAL FINANCE CORP	0.484	99.2800	09/23/2024	25,000,000.00	24,820,000.00	24,998,416.29	(178,416.29)
45950KCR9	INTERNATIONAL FINANCE CORP	5.358	99.1674	10/16/2024	25,000,000.00	24,791,850.00	24,800,382.72	(8,532.72)
45950VQL3	INTERNATIONAL FINANCE CORP	0.719	98.8627	10/29/2024	25,000,000.00	24,715,678.00	24,997,659.28	(281,981.28)
459058DX8	INTERNATIONAL BANK FOR RECONSTRUCTION AND DEVELOPM	5.197	99.1102	11/25/2024	25,000,000.00	24,777,550.00	24,794,268.70	(16,718.70)
459515AH5	INTERNATIONAL FINANCE CORP	4.944	97.8174	01/08/2025	25,000,000.00	24,454,350.00	24,474,444.45	(20,094.45)
45950VRA6	INTERNATIONAL FINANCE CORP	1.099	97.9647	01/21/2025	25,000,000.00	24,491,180.00	24,993,173.13	(501,993.13)
459515AX0	INTERNATIONAL FINANCE CORP	4.953	97.6309	01/22/2025	50,000,000.00	48,815,450.00	48,856,916.67	(41,466.67)
45950VSY3	INTERNATIONAL FINANCE CORPORATION	4.644	99.9535	02/26/2026	25,000,000.00	24,988,377.50	25,000,000.00	(11,622.50)
45950VRX6	INTERNATIONAL FINANCE CORP	4.077	99.5445	02/01/2027	25,000,000.00	24,886,134.00	24,956,100.21	(69,966.21)
45950VSW7	INTERNATIONAL FINANCE CORP	4.430	100.5639	02/22/2027	50,000,000.00	50,281,939.00	50,000,000.00	281,939.00
45950VTK2	INTERNATIONAL FINANCE CORP	4.841	101.5962	03/23/2027	15,000,000.00	15,239,423.10	15,000,000.00	239,423.10
45906M4Z1	INTERNATIONAL BANK FOR RECONSTRUCTION AND DEVELOPM	5.274	100.1880	02/28/2028	25,000,000.00	25,047,005.00	25,000,000.00	47,005.00
45906M5B3	INTERNATIONAL BANK FOR RECONSTRUCTION AND DEVELOPM	5.250	99.8300	03/14/2028	25,000,000.00	24,957,500.00	25,000,000.00	(42,500.00)
45950VTB2	INTERNATIONAL FINANCE CORPORATION	4.476	101.3635	03/15/2028	40,000,000.00	40,545,395.60	40,000,000.00	545,395.60
---	---	3.840	99.4803	02/19/2026	430,000,000.00	427,733,951.70	427,871,036.37	(137,084.67)

Repo  
REPO

Cusip	Description	Yield	Market Price	Final Maturity	Par Value	Market Value	Book Value	Net Unrealized Gain/Loss
RP08012024539	JEFF Repo	5.390	100.0000	08/01/2024	475,000,000.00	475,000,000.00	475,000,000.00	0.00
RP08022024539	{ "Lender_id": "YU8" "Account_ID": "JEF115" }	5.390	100.0000	08/02/2024	176,000,000.00	176,000,000.00	176,000,000.00	0.00
RP08062024535	RIVCO_JEFFERIES REPO	5.350	100.0000	08/06/2024	50,000,000.00	50,000,000.00	50,000,000.00	0.00
---	---	5.387	100.0000	08/02/2024	701,000,000.00	701,000,000.00	701,000,000.00	0.00

US Gov  
T-BILL

Cusip	Description	Yield	Market Price	Final Maturity	Par Value	Market Value	Book Value	Net Unrealized Gain/Loss
912797KY2	UNITED STATES TREASURY	5.367	99.7208	08/20/2024	50,000,000.00	49,860,403.00	49,861,458.28	(1,055.28)
912797KD8	UNITED STATES TREASURY	5.335	99.5905	08/29/2024	20,000,000.00	19,918,100.00	19,920,262.22	(2,162.22)
912797KD8	UNITED STATES TREASURY	5.338	99.5905	08/29/2024	20,000,000.00	19,918,100.00	19,920,231.11	(2,131.11)
912797HE0	UNITED STATES TREASURY	5.334	98.7058	10/31/2024	25,000,000.00	24,676,444.50	24,677,051.11	(606.61)
912797LC9	UNITED STATES TREASURY	5.370	98.6062	11/07/2024	25,000,000.00	24,651,555.50	24,648,016.66	3,538.84
912797LD7	UNITED STATES TREASURY	5.381	98.5140	11/14/2024	25,000,000.00	24,628,489.50	24,622,444.79	6,044.71
912797KA4								

912797KA4	UNITED STATES TREASURY	5.206	97.2736	02/20/2025	25,000,000.00	24,318,399.25	24,302,004.23	16,395.02
912797KA4	UNITED STATES TREASURY	5.077	97.2736	02/20/2025	25,000,000.00	24,318,399.25	24,319,104.17	(704.92)
912797KA4	UNITED STATES TREASURY	5.093	97.2736	02/20/2025	10,000,000.00	9,727,359.70	9,726,863.50	496.20
912797KA4	UNITED STATES TREASURY	5.107	97.2736	02/20/2025	10,000,000.00	9,727,359.70	9,725,950.00	1,409.70
912797KS5	UNITED STATES TREASURY	5.153	96.6402	04/17/2025	80,000,000.00	77,312,155.20	77,165,100.84	147,054.36
912797KS5	UNITED STATES TREASURY	5.126	96.6402	04/17/2025	50,000,000.00	48,320,097.00	48,237,505.00	82,592.00

---	<b>UNITED STATES TREASURY</b>	<b>5.235</b>	<b>97.9104</b>	<b>01/05/2025</b>	<b>375,000,000.00</b>	<b>367,104,222.30</b>	<b>366,852,246.42</b>	<b>251,975.88</b>
-----	-------------------------------	--------------	----------------	-------------------	-----------------------	-----------------------	-----------------------	-------------------

**US Gov**  
**US GOV**

Cusip	Description	Yield	Market Price	Final Maturity	Par Value	Market Value	Book Value	Net Unrealized Gain/Loss
91282CCX7	UNITED STATES TREASURY	0.439	99.3906	09/15/2024	25,000,000.00	24,847,656.25	24,998,035.29	(150,379.04)
91282CCX7	UNITED STATES TREASURY	0.438	99.3906	09/15/2024	25,000,000.00	24,847,656.25	24,998,073.63	(150,417.38)
91282CFN6	UNITED STATES TREASURY	5.439	99.7969	09/30/2024	25,000,000.00	24,949,218.75	24,952,915.74	(3,696.99)
91282CDB4	UNITED STATES TREASURY	5.362	99.0625	10/15/2024	25,000,000.00	24,765,625.00	24,765,943.44	(318.44)
91282CFQ9	UNITED STATES TREASURY	5.313	99.7656	10/31/2024	15,000,000.00	14,964,843.75	14,966,140.81	(1,297.06)
91282YM6	UNITED STATES TREASURY	5.331	99.0625	10/31/2024	10,000,000.00	9,906,250.00	9,908,232.10	(1,982.10)
912828G38	UNITED STATES TREASURY	4.921	99.1406	11/15/2024	50,000,000.00	49,570,312.50	49,625,651.04	(55,338.54)
912828YV6	UNITED STATES TREASURY	1.747	98.7656	11/30/2024	25,000,000.00	24,691,406.25	24,980,191.81	(288,785.56)
91282CGG0	UNITED STATES TREASURY	4.754	99.5156	01/31/2025	15,000,000.00	14,927,343.75	14,954,421.41	(27,077.66)
91282CDZ1	UNITED STATES TREASURY	5.193	98.1094	02/15/2025	50,000,000.00	49,054,687.50	49,035,635.32	19,052.18
91282CDZ1	UNITED STATES TREASURY	5.193	98.1094	02/15/2025	50,000,000.00	49,054,687.50	49,035,635.32	19,052.18
91282ZC7	UNITED STATES TREASURY	0.540	97.7813	02/28/2025	10,000,000.00	9,778,125.00	10,033,445.37	(255,320.37)
91282ZFO	UNITED STATES TREASURY	0.647	97.1250	03/31/2025	25,000,000.00	24,281,250.00	24,976,042.35	(694,792.35)
91282ZFO	UNITED STATES TREASURY	0.619	97.1250	03/31/2025	25,000,000.00	24,281,250.00	24,980,481.36	(699,231.36)
91282CEH0	UNITED STATES TREASURY	2.647	98.4219	04/15/2025	10,000,000.00	9,842,187.50	9,998,530.42	(156,342.92)
91282ZL7	UNITED STATES TREASURY	5.052	96.6875	04/30/2025	50,000,000.00	48,343,750.00	48,323,885.66	19,864.34
91282CGX3	UNITED STATES TREASURY	5.160	99.2188	04/30/2025	25,000,000.00	24,804,687.50	24,769,457.55	35,229.95
91282ZL7	UNITED STATES TREASURY	0.445	96.6875	04/30/2025	15,000,000.00	14,503,125.00	14,992,265.93	(489,140.93)
912824M9	UNITED STATES TREASURY	4.987	98.5000	04/30/2025	50,000,000.00	49,250,000.00	49,241,847.83	8,152.17
912824R8	UNITED STATES TREASURY	2.799	98.3906	05/31/2025	15,000,000.00	14,758,593.75	15,008,971.39	(250,377.64)
91282CAB7	UNITED STATES TREASURY	0.675	95.6875	07/31/2025	25,000,000.00	23,921,875.00	24,895,665.06	(973,790.06)
91282CAM3	UNITED STATES TREASURY	0.950	95.0469	09/30/2025	25,000,000.00	23,761,718.75	24,800,539.48	(1,038,820.73)
91282CAM3	UNITED STATES TREASURY	0.815	95.0469	09/30/2025	25,000,000.00	23,761,718.75	24,838,643.27	(1,076,924.52)
91282CBC4	UNITED STATES TREASURY	0.700	94.3594	12/31/2025	25,000,000.00	23,589,843.75	24,886,885.91	(1,297,042.16)
91282CBH3	UNITED STATES TREASURY	0.593	94.0781	01/31/2026	10,000,000.00	9,407,812.50	9,967,806.11	(559,993.61)
91282CBH3	UNITED STATES TREASURY	2.447	94.0781	01/31/2026	15,000,000.00	14,111,718.75	14,557,755.99	(446,037.24)
91282CBH3	UNITED STATES TREASURY	0.586	94.0781	01/31/2026	10,000,000.00	9,407,812.50	9,968,842.88	(561,030.38)
912828P46	UNITED STATES TREASURY	0.799	95.8281	02/15/2026	10,000,000.00	9,582,812.50	10,124,634.78	(541,822.28)
912828P46	UNITED STATES TREASURY	0.670	95.8281	02/15/2026	10,000,000.00	9,582,812.50	10,144,640.30	(561,827.80)
91282CBQ3	UNITED STATES TREASURY	0.591	94.0156	02/28/2026	20,000,000.00	18,803,125.00	19,971,738.45	(1,168,613.45)
91282CBT7	UNITED STATES TREASURY	0.715	94.1719	03/31/2026	25,000,000.00	23,542,968.75	25,014,309.56	(1,471,340.81)
91282CCJ8	UNITED STATES TREASURY	0.882	93.7656	06/30/2026	20,000,000.00	18,753,125.00	19,997,386.53	(1,244,261.53)
91282CCJ8	UNITED STATES TREASURY	0.906	93.7656	06/30/2026	35,000,000.00	32,817,968.75	34,979,606.80	(2,161,638.05)
91282CCW9	UNITED STATES TREASURY	0.902	93.0781	08/31/2026	25,000,000.00	23,269,531.25	24,922,980.54	(1,653,449.29)
91282CCW9	UNITED STATES TREASURY	0.832	93.0781	08/31/2026	25,000,000.00	23,269,531.25	24,958,552.22	(1,689,020.97)
91282CCZ2	UNITED STATES TREASURY	2.540	93.1719	09/30/2026	15,000,000.00	13,975,781.25	14,492,649.36	(516,868.11)
91282CCZ2	UNITED STATES TREASURY	0.982	93.1719	09/30/2026	20,000,000.00	18,634,375.00	19,954,933.49	(1,320,558.49)
91282CDG3	UNITED STATES TREASURY	2.884	93.4375	10/31/2026	10,000,000.00	9,343,750.00	9,632,014.97	(288,264.97)
912810EY0	UNITED STATES TREASURY	4.205	104.9531	11/15/2026	25,000,000.00	26,238,281.25	26,194,048.71	44,232.54
91282CDK4	UNITED STATES TREASURY	4.099	93.5313	11/30/2026	25,000,000.00	23,382,812.50	23,484,414.22	(101,601.72)
912810EZ7	UNITED STATES TREASURY	3.048	105.9688	02/15/2027	15,000,000.00	15,895,312.50	16,263,264.23	(367,951.73)
91282CEF4	UNITED STATES TREASURY	2.503	95.9375	03/31/2027	25,000,000.00	23,984,375.00	24,997,920.66	(1,013,545.66)
91282CEF4	UNITED STATES TREASURY	2.502	95.9375	03/31/2027	25,000,000.00	23,984,375.00	24,998,960.33	(1,014,585.33)
912828ZS2	UNITED STATES TREASURY	2.845	90.4844	05/31/2027	20,000,000.00	18,096,875.00	18,771,774.46	(674,899.46)
91282CEW7	UNITED STATES TREASURY	3.109	97.7813	06/30/2027	15,000,000.00	14,667,187.50	15,056,559.00	(389,371.50)
91282CEW7	UNITED STATES TREASURY	3.213	97.7813	06/30/2027	15,000,000.00	14,667,187.50	15,014,779.53	(347,592.03)
912810FA1	UNITED STATES TREASURY	3.247	106.5156	08/15/2027	15,000,000.00	15,977,343.75	16,306,064.39	(328,720.64)
912810FA1	UNITED STATES TREASURY	3.483	106.5156	08/15/2027	15,000,000.00	15,977,343.75	16,200,413.53	(223,069.78)
91282CFH9	UNITED STATES TREASURY	3.269	97.3125	08/31/2027	5,000,000.00	4,865,625.00	4,979,663.86	(114,038.86)
912810FB9	UNITED STATES TREASURY	4.003	106.3438	11/15/2027	15,000,000.00	15,951,562.50	15,940,343.41	11,219.09
91282CFZ9	UNITED STATES TREASURY	4.048	99.5156	11/30/2027	25,000,000.00	24,878,906.25	24,869,111.76	9,794.49
91282CFZ9	UNITED STATES TREASURY	3.840	99.5156	11/30/2027	15,000,000.00	14,927,343.75	15,015,411.81	(88,068.06)
91282CHK0	UNITED STATES TREASURY	4.125	100.0625	06/30/2028	25,000,000.00	25,015,625.00	24,890,773.06	124,851.94
912824V9	UNITED STATES TREASURY	4.146	95.8750	08/15/2028	20,000,000.00	19,175,000.00	19,063,769.47	111,230.53
91282CLC3	UNITED STATES TREASURY	4.081	100.3438	07/31/2029	10,000,000.00	10,034,375.00	9,963,691.77	70,683.23

---	<b>UNITED STATES TREASURY</b>	<b>2.902</b>	<b>97.4490</b>	<b>02/02/2026</b>	<b>1,200,000,000.00</b>	<b>1,168,680,468.75</b>	<b>1,194,666,353.68</b>	<b>(25,985,884.93)</b>
-----	-------------------------------	--------------	----------------	-------------------	-------------------------	-------------------------	-------------------------	------------------------

**Summary**

Cusip	Description	Yield	Market Price	Final Maturity	Par Value	Market Value	Book Value	Net Unrealized Gain/Loss
---	---	4.292	97.3233	11/30/2025	14,167,270,178.35	13,985,688,912.44	14,094,249,641.03	(108,560,728.59)



COUNTY OF RIVERSIDE  
TREASURER-TAX COLLECTOR  
CAPITAL MARKETS

COUNTY ADMINISTRATIVE CENTER  
4080 LEMON STREET,  
4TH FLOOR,  
RIVERSIDE, CA 92502-2205