

SUBMITTAL TO THE BOARD OF SUPERVISORS  
COUNTY OF RIVERSIDE, STATE OF CALIFORNIA



ITEM: 2.5  
(ID # 26225)

**MEETING DATE:**  
Tuesday, October 29, 2024


**FROM :** TREASURER-TAX COLLECTOR

**SUBJECT:** TREASURER-TAX COLLECTOR: Receive and File the Treasurer's Monthly Disclosure Report on Investments dated September, 2024, All Districts. [\$0]

**RECOMMENDED MOTION:** That the Board of Supervisors:

1. Receives and files the 'Monthly Disclosure Report on Investments dated September, 2024.

**ACTION:**Consent


  
Matthew Jennings, Treasurer-Tax Collector 10/17/2024

---

**MINUTES OF THE BOARD OF SUPERVISORS**

On motion of Supervisor Spiegel, seconded by Supervisor Gutierrez and duly carried by unanimous vote, IT WAS ORDERED that the above matter is received and filed as recommended.

Ayes: Jeffries, Spiegel, Washington, Perez and Gutierrez  
Nays: None  
Absent: None  
Date: October 29, 2024  
xc: Tax Collector

Kimberly A. Rector  
Clerk of the Board  
By:   
Deputy

**SUBMITTAL TO THE BOARD OF SUPERVISORS COUNTY OF RIVERSIDE,  
STATE OF CALIFORNIA**

<b>FINANCIAL DATA</b>	<b>Current Fiscal Year:</b>	<b>Next Fiscal Year:</b>	<b>Total Cost:</b>	<b>Ongoing Cost</b>
<b>COST</b>	\$ 0	\$ 0	\$ 0	\$ 0
<b>NET COUNTY COST</b>	\$ 0	\$ 0	\$ 0	\$ 0
<b>SOURCE OF FUNDS: NA</b>			<b>Budget Adjustment:</b>	No
			<b>For Fiscal Year:</b>	2024-2025

**C.E.O. RECOMMENDATION:**

**BACKGROUND:**

**Summary**

The County Treasurer -Tax Collector is submitting the above noted report to the County Board of Supervisors in keeping with Section 53607 of the California Government Code, which requires a quarterly report on the status of investments. The practice has been to provide the Board with a monthly report. The report gives various statistics on the portfolio as to overall composition, liquidity, credit quality on the various securities and provides several trends on earning performance, average weighted maturity, and the portfolio's 'paper loss or gain'.



# County of Riverside

TREASURER-TAX COLLECTOR'S  
POOLED INVESTMENT FUND  
SEPTEMBER 2024 REPORT

---

---





# FED Surprises Markets with a Half Point Rate Cut

September marked the end of the Federal Reserve's (FED) fight against inflation with a 50-basis point cut, bringing the Fed Funds Rate down to a range of 4.75% - 5.00%. With the United States inflation rate now only slightly above the FED 2.00% inflation target, the FED felt comfortable easing borrowing rates to focus more on supporting economic growth and employment. The rate range had been set at 5.25% - 5.50% since July 2023. Savers and operating investment funds like the Treasurer-Tax Collector Pooled Investment Fund can expect to see decreasing reinvestment levels going forward because of the rate cut.

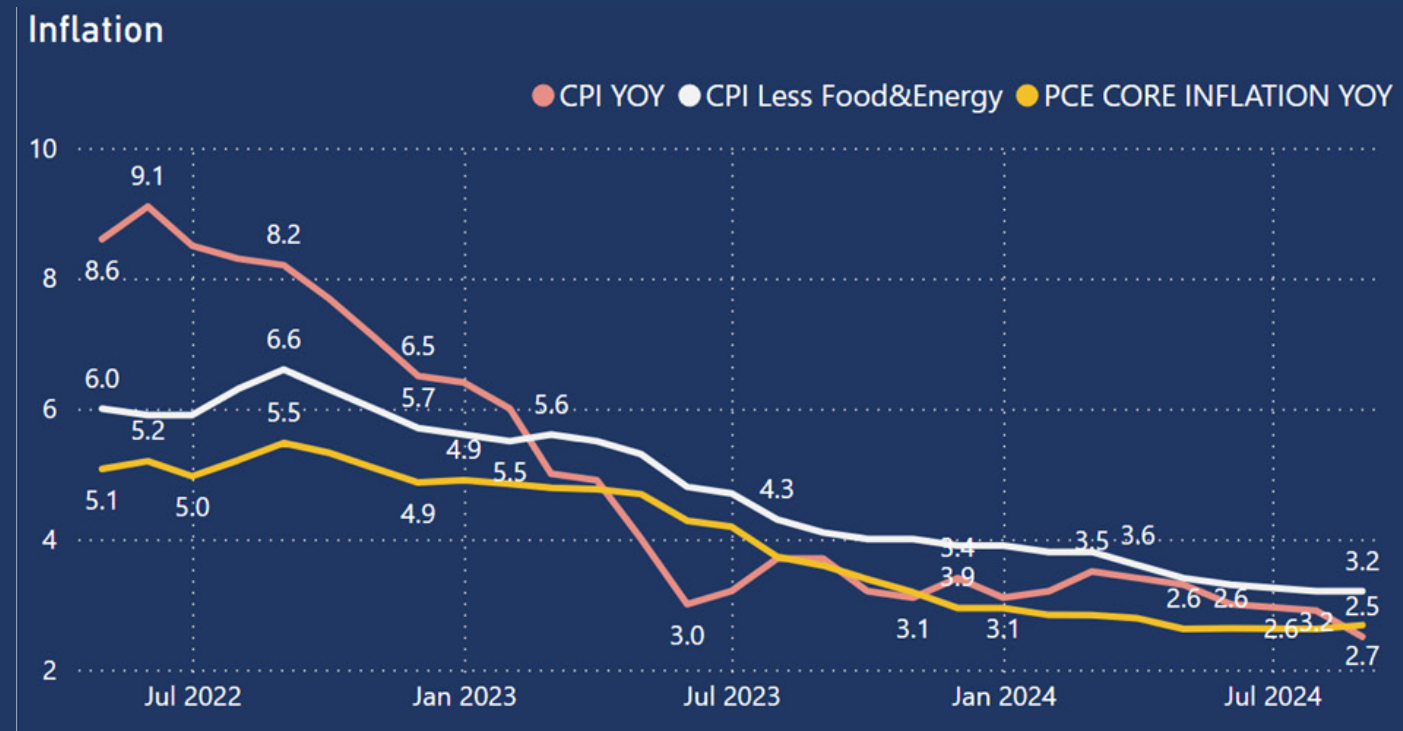
## Unemployment Rates (%)

August			
<b>2023</b>	<b>3.80</b>	<b>4.80</b>	<b>5.30</b>
Year	United States	California	Riverside County
August			
<b>2024</b>	<b>4.20</b>	<b>5.30</b>	<b>6.00</b>
Year	United States	California	Riverside County

Source: Department of Labor

Nonfarm Payroll numbers released early in the month showed only 142,000 jobs were added and the average monthly pace over the previous 3 months was revised lower to a mere 116,000. Compared to average monthly gains of 207,000 jobs for the first half of the year, one can see why the FED has turned its attention to a slowdown in the job market. On a positive note, the unemployment rate dropped to 4.2% from 4.3% month over month.

On the inflation front, food, energy and housing have all seen stabilization in the past few months. Some housing markets in the country are even beginning to show slight signs of price drops. This is due to high mortgage rates locking many buyers out of the market. Riverside County median home prices slipped from \$650,000 in July 2024 to \$630,000 in August 2024. (See page 5)



Source: Bloomberg

Bond market trading in September saw intermediate rates drop somewhat in tandem with the FED move. The 2-year Treasury yield began the month at 3.86% and ended the month at 3.64%. The 5-year Treasury yield began the month at 3.64% and ended the month at 3.56%. In stocks, the Dow Jones Industrial Average began the month at 41,200 and ended the month at 42,300.





# INVESTMENT RESULTS

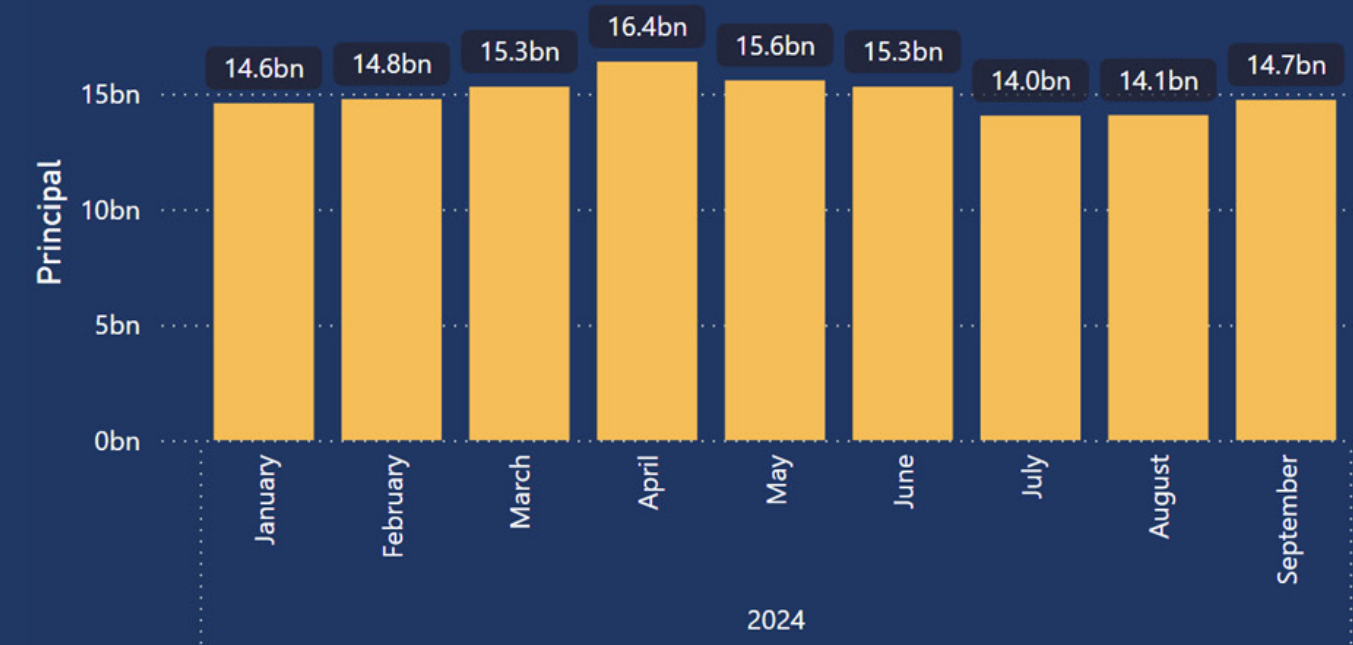
## Objective

The fund seeks to safeguard the principal of the funds under the Treasurer's control, meet the liquidity needs of the depositor, and to maximize a return on the funds within the given parameters. The Fund invests exclusively in high-quality, short-term securities maturing within 5 years. The fund is comprised of contributions from the county, schools, special districts, and other discretionary depositors throughout the County of Riverside. Currently rated Aaa-bf by Moody's Investor Service and AA Af/S1 by Fitch Ratings, two of the nation's most trusted bond credit rating services. The fund is in full compliance with the Treasurer-Tax Collector Statement of Policy and California Government Code.

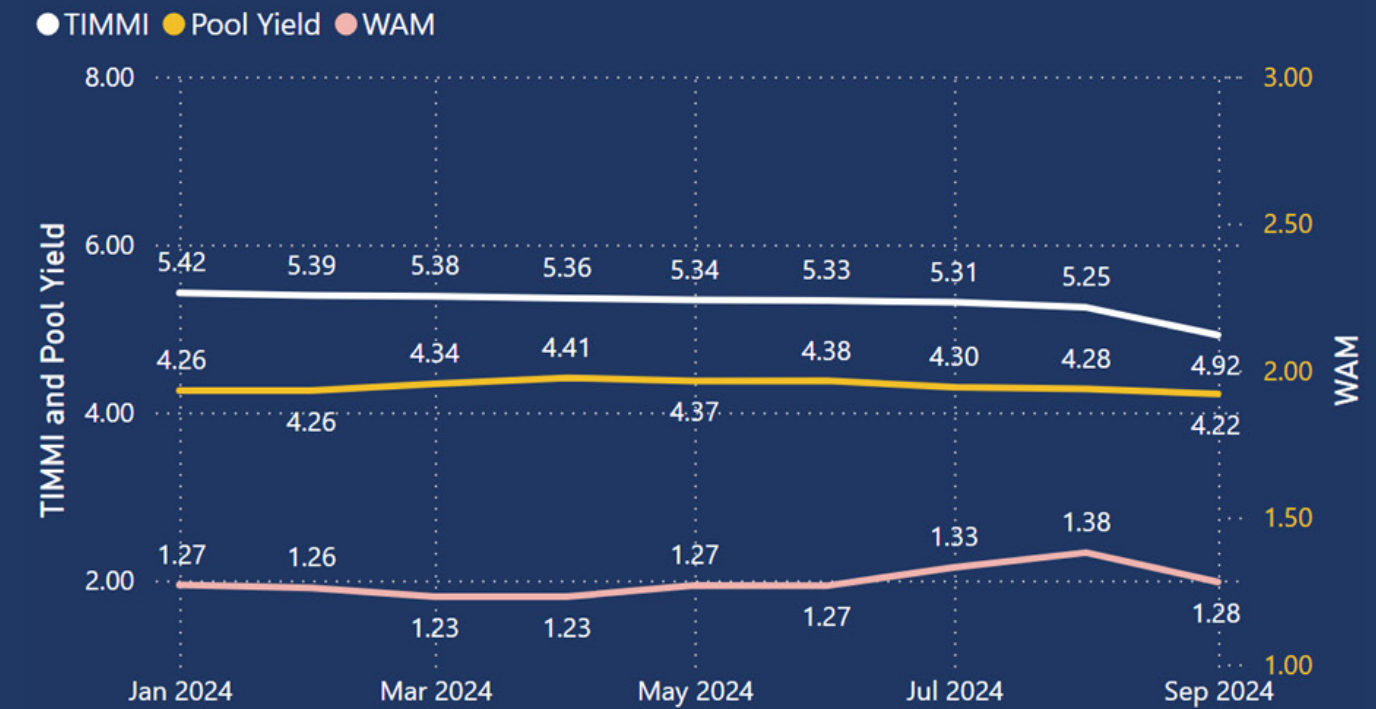


Rated Aaa -bf by Moody's Investor Services and AA Af/S1 by Fitch Ratings, two of the nation's most trusted bond credit rating services.

Historical Fund Size



Purchase Yield vs TIMMI Index



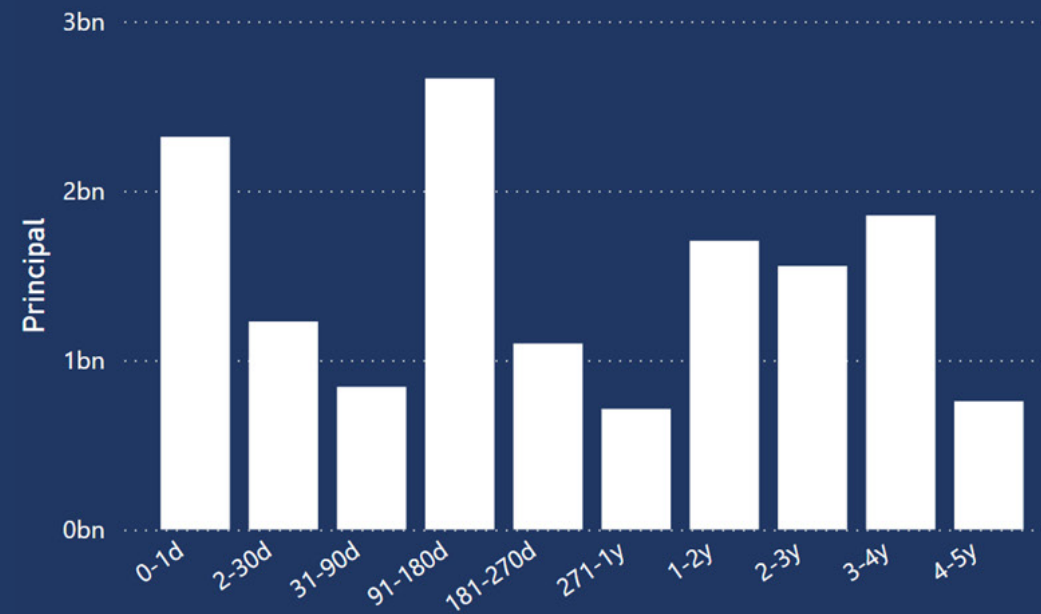


# SUMMARY

## Top Holdings (USD)

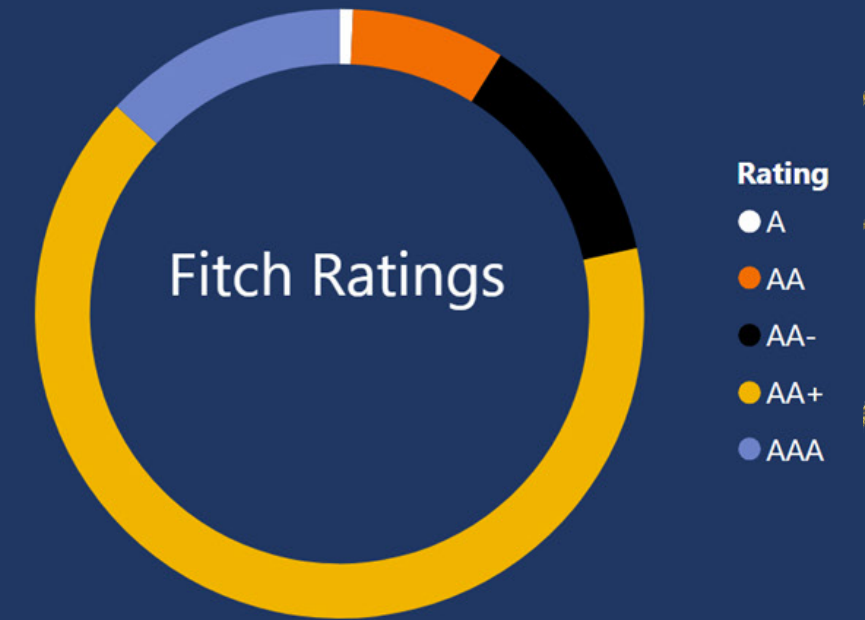
Federal Home Loan Banks	2,978,806,650.64
Federal Farm Credit Banks Funding Corporat...	1,531,921,630.80
Federal National Mortgage Association	1,336,291,490.69
United States Department of The Treasury	1,306,690,625.36
Federal Home Loan Mortgage Corporation	1,103,388,175.79
RIVCO_JEFFERIES REPO	800,000,000.00
Apple Inc.	459,372,165.50
Private Export Funding Corporation	378,022,012.70
State Street Institutional U.S. Government M...	370,000,000.00
International Finance Corporation	350,148,938.89

## Principal by Maturity



## Cash Flows

Month-Year	Projected Receipts	Projected Maturities	Projected Payments	Net Cash
Oct-24	2,691,726,948.91	3,450,168,372.49	3,100,000,000.00	3,041,895,321.40
Nov-24	2,200,000,000.00	533,819,695.47	2,050,000,000.00	683,819,695.47
Dec-24	3,082,853,887.37	317,414,208.69	1,933,734,096.62	1,466,533,999.44
Jan-25	1,905,008,094.24	1,617,378,007.36	3,521,060,431.09	1,325,670.51
Feb-25	2,106,372,694.26	687,450,331.19	2,756,858,002.61	36,965,022.84
Mar-25	3,334,693,916.49	347,316,996.72	3,227,098,158.27	454,912,754.94
Apr-25	4,276,864,791.31	154,732,031.25	3,329,349,353.84	1,102,247,468.72
May-25	2,091,596,128.75	832,933,696.90	3,221,400,211.92	-296,870,386.28
Jun-25	2,065,389,504.19	119,682,276.07	2,478,517,035.82	-293,445,255.56
Jul-25	1,884,542,859.98	155,783,036.39	3,251,607,021.49	-1,211,281,125.12
Aug-25	2,049,567,024.73	208,722,477.08	2,391,425,863.98	-133,136,362.17
Sep-25	2,707,166,272.20	259,132,277.18	2,157,922,063.08	808,376,486.30
<b>Total</b>	<b>30,395,782,122.43</b>	<b>8,684,533,406.79</b>	<b>33,418,972,238.72</b>	<b>5,661,343,290.50</b>



## Holdings Summary

Category	Principal	WAM	YTM
Agency	7,025,291,947.92	2.02	3.79
CD	1,585,000,000.00	0.30	5.30
Corporate	648,330,197.62	1.76	4.57
CP	1,286,456,896.81	0.19	5.10
MM Fund	1,310,791,770.83	0.00	4.88
Muni	158,099,065.00	1.22	3.35
Mutual Fund	94,017,200.84	0.00	4.98
Non-US Gov	509,341,988.89	1.44	4.53
Repo	800,000,000.00	0.00	4.93
US Gov	1,306,690,625.36	1.38	3.03
<b>Total</b>	<b>14,724,019,693.27</b>	<b>1.27</b>	<b>4.22</b>

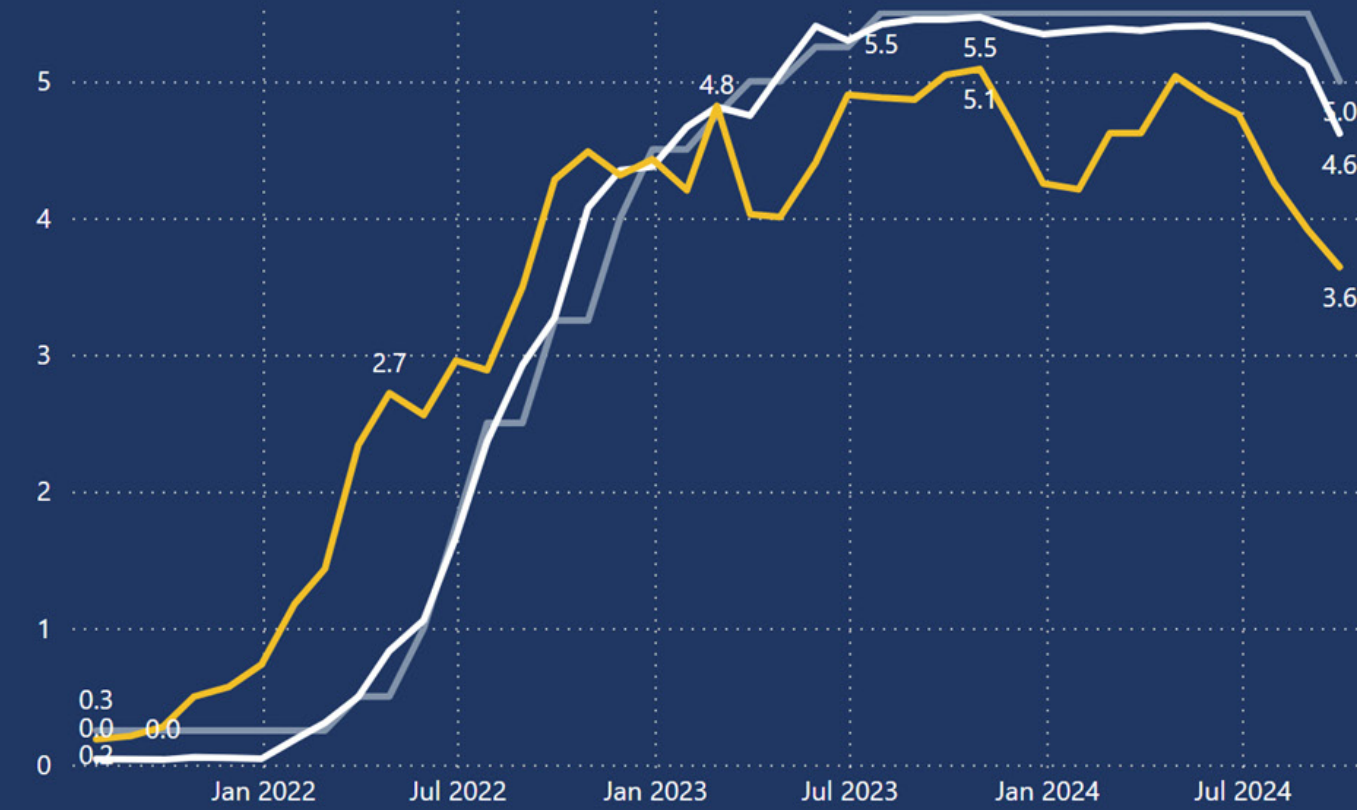


# MARKET DATA

Source: Bloomberg

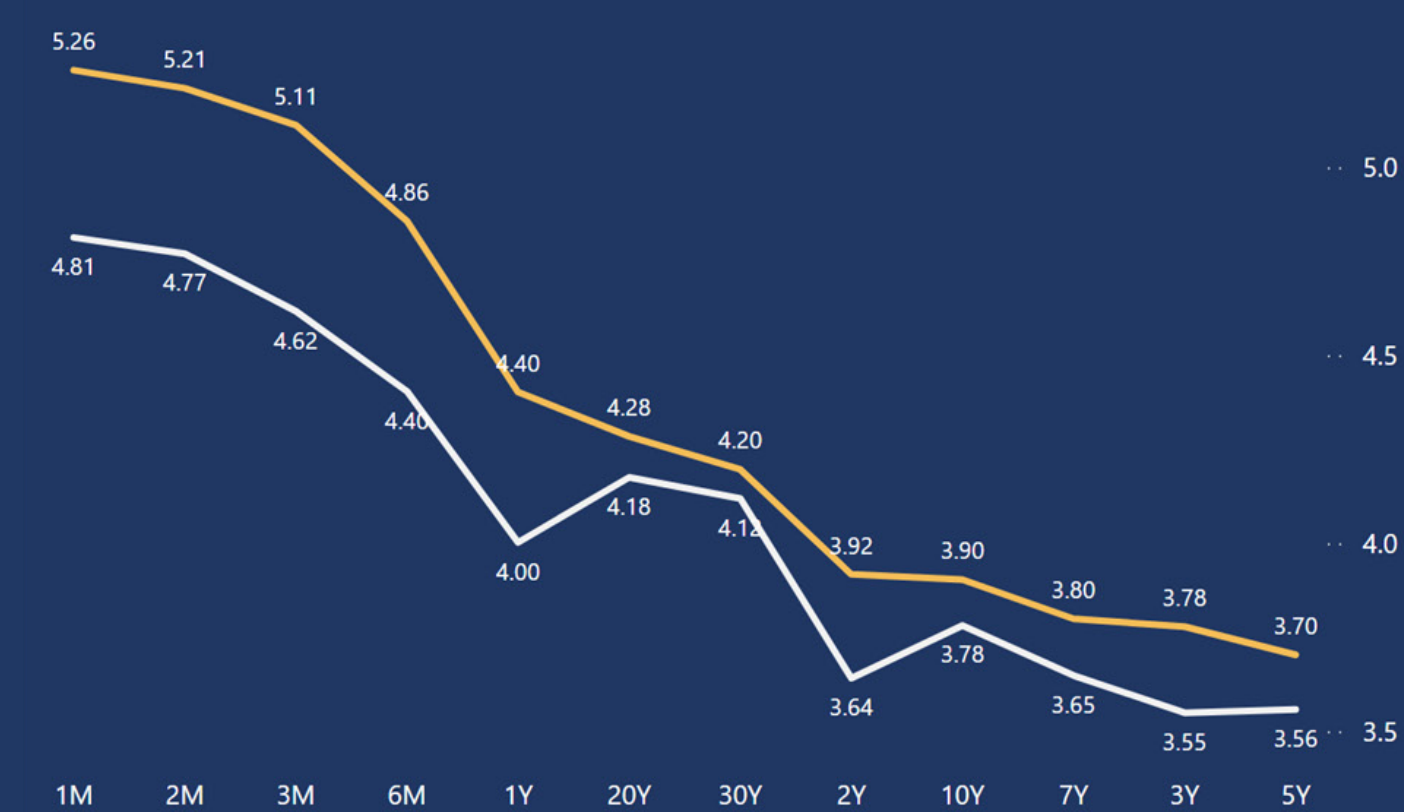
## Treasury Rates

● FED TARGET RATE ● 3-MO UST ● 2-YR UST



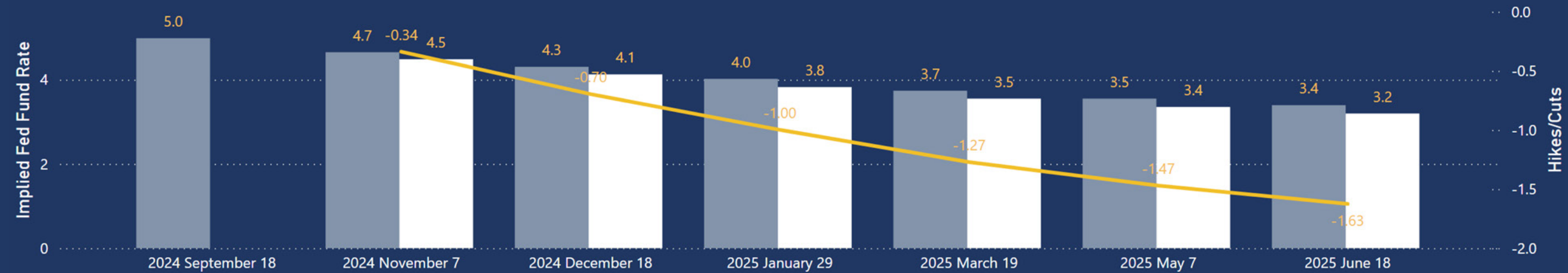
## US Treasury Yield Curve

● Start of Month ● End of Month



## Implied Fed Funds Rate and Rate Change

● Start of Month ● End of the Month ● Rate Cuts/Hikes





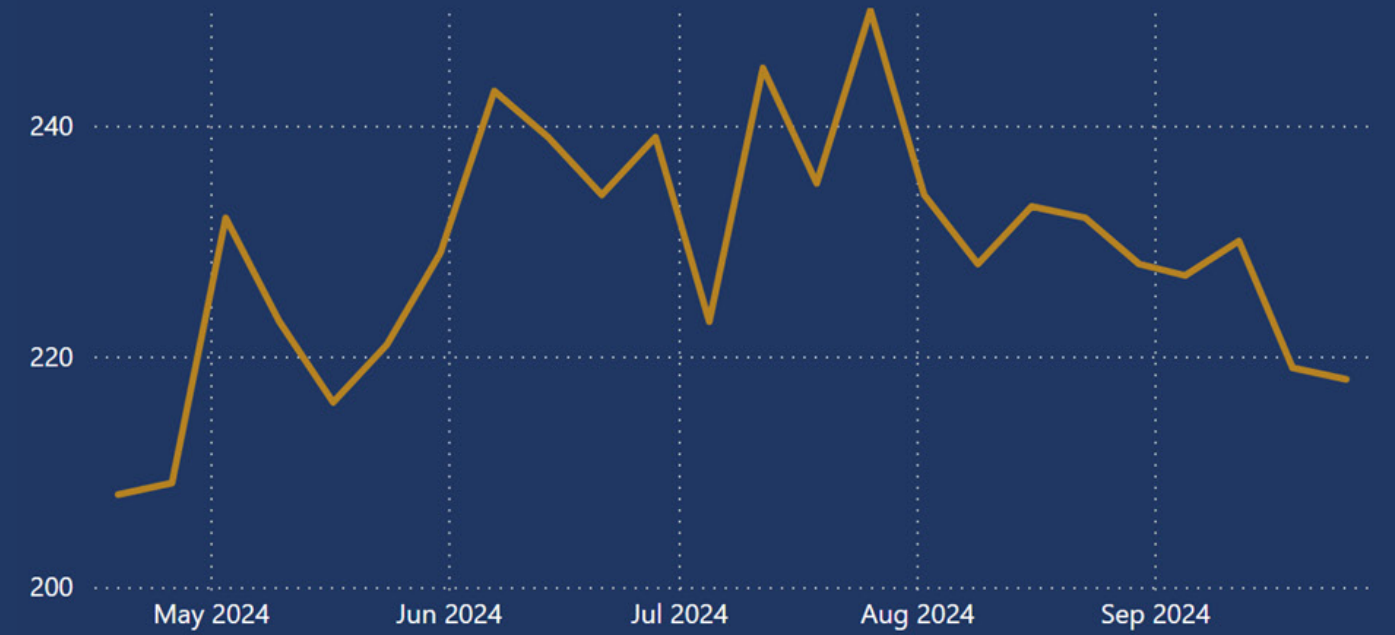
# ECONOMICS

Riverside County Median Home Price



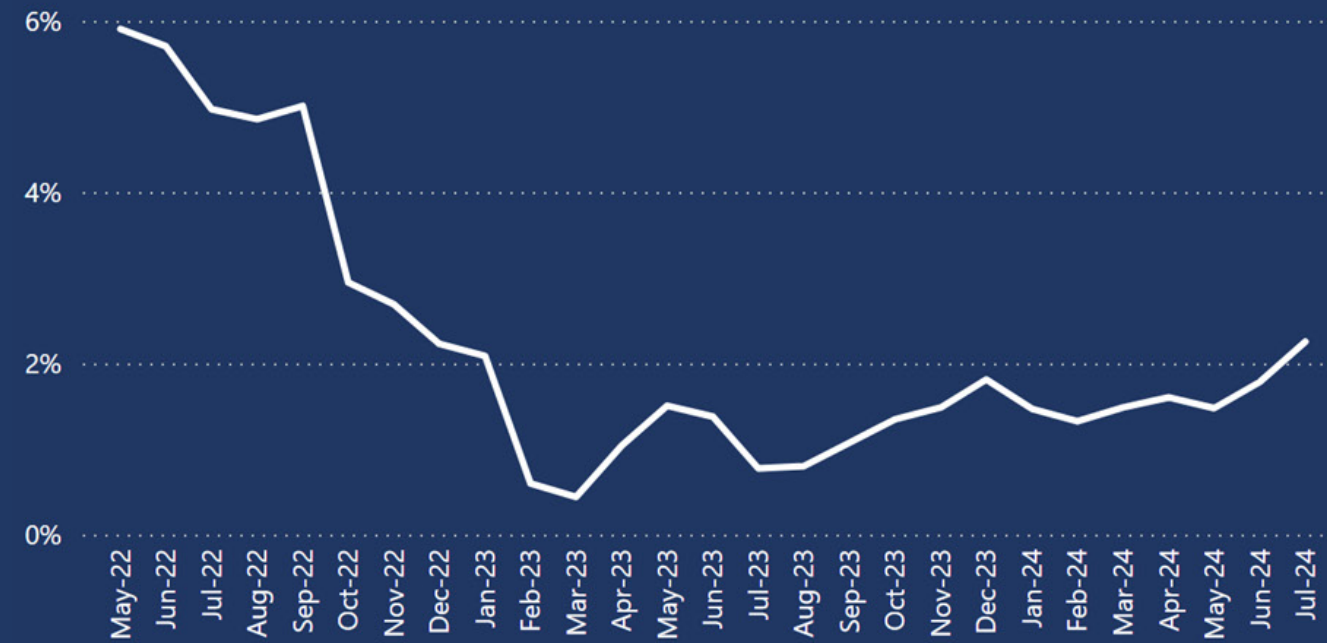
Source: California Association of Realtors

Initial Jobless Claims by Month-Year



Source: US Labor Department

Riverside MSA Non Farm Payroll (%Change)



Source: Bureau of Labor Statistics



# COMPLIANCE STATEMENT

The Treasurer's Pooled Investment Fund was in full compliance with the County of Riverside Treasurer's Statement of Investment Policy. The County's Statement of Investment Policy is more restrictive than California State Government Code 53646. The County's Investment Policy is reviewed annually by the County of Riverside's Oversight Committee and approved by the Board of Supervisors.

Since its inception, the Treasurer's Pooled Investment Fund has been in full compliance with the Treasurer's Statement of Investment Policy.

Investment Category	First Authorized % Limit	First Maximum Maturity	First S&P/ Moody's	First Authorized % Limit_2	First Maximum Maturity_1	First S&P/ Moody's_3	%GT Principal
U.S. TREASURIES	NO LIMIT	5 YEARS	NA	100%	5 YEARS	NA	8.87%
REVERSE REPOS	20%	92 DAYS	NA	10%	60 DAYS	NA	
REPURCHASE AGREEMENTS (REPO)	NO LIMIT	1 YEARS	NA	40% max, 25% in term repo over 7 days	45 DAYS	NA	5.43%
NEGOTIABLE CERTIFICATE OF DEPOSITS & COLLATERALIZED TIME DEPOSITS (NCD & TCD)	30%	5 YEARS	NA	20%	2 YEAR	A1/P1/F1	10.76%
MUNICIPAL BONDS (MUNI)	NO LIMIT	5 YEARS	NA	15%	5 YEARS	AA-/Aa3/AA-	1.07%
MONEY MARKET MUTUAL FUNDS (MMF)	20%	60 DAYS (1)	AAA/Aaa (2)	20%	DAILY LIQUIDITY	AAA by 2 Of 3 RATINGS AGC.	8.90%
MEDIUM TERM NOTES (MTNO) CORPORATE NOTES	30%	5 YEARS	A	20%	4 YEARS	A/A2/A	4.40%
LOCAL AGENCY OBLIGATIONS (LAO)	NO LIMIT	5 YEARS	NA	2.5%	3 YEARS	INVESTMENT GRADE	
LOCAL AGENCY INVESTMENT FUND (LAIF)	NA	NA	NA	Max \$50 million	DAILY LIQUIDITY	NA	
INT'L BANK FOR RECONSTRUCTION AND DEVELOPMENT, INT'L FINANCE CORPORATION, AND INTER-AMERICAN DEVELOPMENT BANK	NA	NA	NA	20%	5 YEARS	AA/Aa/AA	3.46%
FEDERAL AGENCIES	NO LIMIT	5 YEARS	AAA	100%	5 YEARS	NA	47.71%
COMMERCIAL PAPER (CP)	40%	270 DAYS	A1/P1	40%	270 DAYS	A1/P1/F1	8.74%
CASH/DEPOSIT ACCOUNT	NA	NA	NA	NA	NA	NA	
CALTRUST SHORT TERM FUND	NA	NA	NA	1%	DAILY LIQUIDITY	NA	0.64%
<b>Total</b>							<b>100.00%</b>







*The sound investment of public funds, fair, efficient tax collection, and exceptional public service*

COUNTY OF RIVERSIDE  
TREASURER-TAX COLLECTOR  
CAPITAL MARKETS  
COUNTY ADMINISTRATIVE CENTER  
  
4080 LEMON STREET, 4TH FLOOR,  
RIVERSIDE, CA 92501



<https://countytreasurer.org/>



<https://www.facebook.com/profile.php?id=61551938128471>



<https://instagram.com/rivcottc>



[rcttc@rivco.org](mailto:rcttc@rivco.org)



SCAN QR CODE TO  
Explore our Website



**Jessica Roberson**  
Content Creator



**Paola Vertiz**  
Managing Editor





# Treasurer-Tax Collector Detail Holdings Report

Agency								
AGCY BOND								
Cusip	Description	Yield	Market Price	Final Maturity	Par Value	Market Value	Book Value	Net Unrealized Gain/Loss
3130B2KZ7	FEDERAL HOME LOAN BANKS	5.000	100.0996	09/11/2029	28,450,000.00	28,478,336.20	28,450,000.00	28,336.20
3130B2HY4	FEDERAL HOME LOAN BANKS	5.551	100.0270	08/16/2029	15,000,000.00	15,004,050.00	15,000,000.00	4,050.00
3133ERPS4	FEDERAL FARM CREDIT BANKS FUNDING CORP	3.732	100.5044	08/15/2029	10,000,000.00	10,050,440.00	10,007,891.51	42,340.00
3130B2HC2	FEDERAL HOME LOAN BANKS	4.200	100.4073	08/13/2029	20,000,000.00	20,081,460.00	20,000,000.00	81,460.00
3130B2S50	FEDERAL HOME LOAN BANKS	4.710	100.9329	07/30/2029	15,000,000.00	15,139,935.00	15,000,000.00	139,935.00
3133ERAK7	FEDERAL FARM CREDIT BANKS FUNDING CORP	4.382	103.1439	04/10/2029	20,000,000.00	20,628,780.00	19,994,209.86	635,180.00
3130B0TF6	FEDERAL HOME LOAN BANKS	4.750	102.0762	04/09/2029	10,000,000.00	10,207,620.00	10,000,000.00	207,620.00
3133EP5U5	FEDERAL FARM CREDIT BANKS FUNDING CORP	4.238	102.0849	03/20/2029	25,000,000.00	25,521,225.00	24,886,486.36	647,475.00
3133EP4A0	FEDERAL FARM CREDIT BANKS FUNDING CORP	4.309	102.5620	02/28/2029	15,000,000.00	15,384,300.00	14,956,577.27	433,410.00
3130AYRY4	FEDERAL HOME LOAN BANKS	4.625	100.5143	02/02/2029	10,000,000.00	10,051,430.00	10,000,000.00	51,430.00
3134H1KZ5	FEDERAL HOME LOAN MORTGAGE CORP	5.500	100.1128	11/27/2028	10,000,000.00	10,011,280.00	10,000,000.00	11,280.00
3134H1KZ5	FEDERAL HOME LOAN MORTGAGE CORP	5.500	100.1128	11/27/2028	10,000,000.00	10,011,280.00	10,000,000.00	11,280.00
3130AXQC5	FEDERAL HOME LOAN BANKS	5.210	102.5790	11/03/2028	25,000,000.00	25,644,750.00	25,000,000.00	644,750.00
3133EPTY6	FEDERAL FARM CREDIT BANKS FUNDING CORP	5.520	101.3807	10/20/2028	25,000,000.00	25,345,175.00	25,000,000.00	345,175.00
3130AXL48	FEDERAL HOME LOAN BANKS	5.300	102.7733	10/20/2028	40,000,000.00	41,109,320.00	40,000,000.00	1,109,320.00
3134H1FG3	FEDERAL HOME LOAN MORTGAGE CORP	5.750	100.0297	10/11/2028	10,500,000.00	10,503,118.50	10,500,000.00	3,118.50
3133EPXE0	FEDERAL FARM CREDIT BANKS FUNDING CORP	5.480	101.2414	10/02/2028	10,000,000.00	10,124,140.00	10,000,000.00	124,140.00
3133EPXE0	FEDERAL FARM CREDIT BANKS FUNDING CORP	5.539	101.2414	10/02/2028	25,000,000.00	25,310,350.00	24,948,958.11	374,100.00
3133EPWK7	FEDERAL FARM CREDIT BANKS FUNDING CORP	4.525	103.2847	09/22/2028	10,000,000.00	10,328,470.00	9,991,257.80	339,470.00
3133EPWK7	FEDERAL FARM CREDIT BANKS FUNDING CORP	4.684	103.2847	09/22/2028	10,000,000.00	10,328,470.00	9,935,254.04	409,670.00
3133EPWK7	FEDERAL FARM CREDIT BANKS FUNDING CORP	4.762	103.2847	09/22/2028	10,000,000.00	10,328,470.00	9,908,096.19	442,970.00
3133EPWM3	FEDERAL FARM CREDIT BANKS FUNDING CORP	5.040	101.9935	09/22/2028	25,000,000.00	25,498,375.00	25,000,000.00	498,375.00
3130B2S30	FEDERAL HOME LOAN BANKS	4.650	99.6175	09/18/2028	25,000,000.00	24,904,375.00	25,000,000.00	(95,625.00)
3130B2U37	FEDERAL HOME LOAN BANKS	4.000	99.4627	09/18/2028	10,000,000.00	9,946,270.00	10,000,000.00	(53,730.00)
3130AWTR1	FEDERAL HOME LOAN BANKS	4.346	102.7986	09/08/2028	5,000,000.00	5,139,930.00	5,004,801.20	133,830.00
3133ERSD4	FEDERAL FARM CREDIT BANKS FUNDING CORP	4.937	99.9053	09/06/2028	25,000,000.00	24,976,325.00	24,993,835.85	(17,425.00)
3133EPUN3	FEDERAL FARM CREDIT BANKS FUNDING CORP	4.529	103.2313	08/28/2028	10,000,000.00	10,323,130.00	9,984,925.51	342,430.00
3133EPUN3	FEDERAL FARM CREDIT BANKS FUNDING CORP	4.529	103.2313	08/28/2028	10,000,000.00	10,323,130.00	9,984,925.51	342,430.00
3133EPUN3	FEDERAL FARM CREDIT BANKS FUNDING CORP	4.496	103.2313	08/28/2028	25,000,000.00	25,807,825.00	24,990,627.26	819,825.00
3134HAHE6	FEDERAL HOME LOAN MORTGAGE CORP	4.481	99.6656	08/28/2028	25,000,000.00	24,916,400.00	25,000,000.00	(83,600.00)
3133EPTA3	FEDERAL FARM CREDIT BANKS FUNDING CORP	5.300	100.5753	08/14/2028	25,000,000.00	25,143,825.00	24,839,072.81	347,575.00
3133ERP11	FEDERAL FARM CREDIT BANKS FUNDING CORP	4.698	99.8892	08/14/2028	10,000,000.00	9,988,920.00	9,990,275.29	(1,080.00)
3133ERP11	FEDERAL FARM CREDIT BANKS FUNDING CORP	4.698	99.8892	08/14/2028	24,925,000.00	24,897,383.10	24,908,761.17	(2,691.90)
3133ERP11	FEDERAL FARM CREDIT BANKS FUNDING CORP	5.080	99.9646	08/14/2028	25,000,000.00	24,991,150.00	25,000,000.00	(8,850.00)
3133ERP11	FEDERAL FARM CREDIT BANKS FUNDING CORP	5.080	99.9646	08/14/2028	10,000,000.00	9,996,460.00	10,000,000.00	(3,540.00)
3133EPJE6	FEDERAL FARM CREDIT BANKS FUNDING CORP	4.357	99.6207	08/09/2028	10,000,000.00	9,962,070.00	9,705,992.34	343,570.00
3130B23Z6	FEDERAL HOME LOAN BANKS	4.650	100.9182	07/24/2028	15,000,000.00	15,137,730.00	15,000,000.00	137,730.00
3133EPNH4	FEDERAL FARM CREDIT BANKS FUNDING CORP	4.171	100.9271	06/21/2028	15,000,000.00	15,139,065.00	14,852,071.47	337,065.00
3130AVVX7	FEDERAL HOME LOAN BANKS	3.892	100.4915	06/09/2028	10,000,000.00	10,049,150.00	9,952,372.09	113,750.00
3130AWC24	FEDERAL HOME LOAN BANKS	3.987	101.3475	06/09/2028	10,000,000.00	10,134,750.00	10,004,049.90	129,290.00
3133EPLE3	FEDERAL FARM CREDIT BANKS FUNDING CORP	4.727	99.8074	05/30/2028	10,000,000.00	9,980,740.00	9,981,684.93	5,740.00
3133EPLE3	FEDERAL FARM CREDIT BANKS FUNDING CORP	4.775	99.8074	05/30/2028	9,276,000.00	9,258,134.42	9,244,411.27	24,804.02
3130AW2R0	FEDERAL HOME LOAN BANKS	4.950	100.2910	05/23/2028	10,000,000.00	10,029,100.00	10,000,000.00	29,100.00
3133EPJS5	FEDERAL FARM CREDIT BANKS FUNDING CORP	4.290	99.1903	05/16/2028	25,000,000.00	24,797,575.00	25,000,000.00	(202,425.00)
3133EPJS5	FEDERAL FARM CREDIT BANKS FUNDING CORP	4.290	99.1903	05/16/2028	25,000,000.00	24,797,575.00	25,000,000.00	(202,425.00)
3130AVS94	FEDERAL HOME LOAN BANKS	5.150	100.0013	04/26/2028	20,000,000.00	20,000,260.00	20,000,000.00	260.00
3133EPGW9	FEDERAL FARM CREDIT BANKS FUNDING CORP	3.784	100.9263	04/25/2028	10,000,000.00	10,092,630.00	10,029,360.92	51,430.00
3130B0PN3	FEDERAL HOME LOAN BANKS	4.780	101.0807	04/06/2028	20,000,000.00	20,216,140.00	20,000,000.00	216,140.00
3133EPEK7	FEDERAL FARM CREDIT BANKS FUNDING CORP	4.620	99.6798	04/03/2028	10,000,000.00	9,967,980.00	10,000,000.00	(32,020.00)

3133EP6Q3	FEDERAL FARM CREDIT BANKS FUNDING CORP	5.254	100.2528	03/27/2028	10,000,000.00	10,025,280.00	9,995,640.41	30,280.00
3135GAQH7	FEDERAL NATIONAL MORTGAGE ASSOCIATION	5.262	100.3486	03/21/2028	10,000,000.00	10,034,860.00	9,986,991.79	49,860.00
3130AYVC7	FEDERAL HOME LOAN BANKS	4.625	100.5823	02/09/2028	10,000,000.00	10,058,230.00	10,000,000.00	58,230.00
3134GYG97	FEDERAL HOME LOAN MORTGAGE CORP	4.180	99.2369	02/07/2028	25,000,000.00	24,809,225.00	25,000,000.00	(190,775.00)
3134GYG71	FEDERAL HOME LOAN MORTGAGE CORP	5.050	100.0253	01/26/2028	10,000,000.00	10,002,530.00	10,000,000.00	2,530.00
3134HAAB9	FEDERAL HOME LOAN MORTGAGE CORP	5.000	99.9067	01/24/2028	20,000,000.00	19,981,340.00	19,939,831.12	44,940.00
3133ERLN9	FEDERAL FARM CREDIT BANKS FUNDING CORP	5.050	100.4818	01/18/2028	10,000,000.00	10,048,180.00	10,000,000.00	48,180.00
3133ERLN9	FEDERAL FARM CREDIT BANKS FUNDING CORP	5.050	100.4818	01/18/2028	10,000,000.00	10,048,180.00	10,000,000.00	48,180.00
3134H17J6	FEDERAL HOME LOAN MORTGAGE CORP	5.000	99.9820	01/18/2028	10,000,000.00	9,998,200.00	9,976,089.44	23,600.00
3133EN5N6	FEDERAL FARM CREDIT BANKS FUNDING CORP	4.000	101.2313	01/06/2028	25,000,000.00	25,307,825.00	25,000,000.00	307,825.00
3133EN5N6	FEDERAL FARM CREDIT BANKS FUNDING CORP	3.713	101.2313	01/06/2028	20,000,000.00	20,246,260.00	20,169,737.62	(10,340.00)
3133EN5N6	FEDERAL FARM CREDIT BANKS FUNDING CORP	3.757	101.2313	01/06/2028	18,000,000.00	18,221,634.00	18,128,664.52	27,234.00
3133EN5N6	FEDERAL FARM CREDIT BANKS FUNDING CORP	3.530	101.2313	01/06/2028	10,000,000.00	10,123,130.00	10,139,619.13	(87,470.00)
3134GYAJ1	FEDERAL HOME LOAN MORTGAGE CORP	4.800	100.0301	12/30/2027	25,000,000.00	25,007,525.00	25,000,000.00	7,525.00
3134GYCF7	FEDERAL HOME LOAN MORTGAGE CORP	4.510	99.9082	12/30/2027	25,000,000.00	24,977,050.00	25,000,000.00	(22,950.00)
3133EN4S6	FEDERAL FARM CREDIT BANKS FUNDING CORP	3.896	100.3976	12/22/2027	15,000,000.00	15,059,640.00	14,936,573.49	158,040.00
3130ATUS4	FEDERAL HOME LOAN BANKS	3.796	101.9562	12/10/2027	25,000,000.00	25,489,050.00	25,325,899.81	(21,200.00)
3130ATUS4	FEDERAL HOME LOAN BANKS	4.002	101.9562	12/10/2027	50,000,000.00	50,978,100.00	50,353,138.61	429,750.00
3130ATUS4	FEDERAL HOME LOAN BANKS	4.036	101.9562	12/10/2027	15,000,000.00	15,293,430.00	15,091,221.82	151,860.00
3130ATW45	FEDERAL HOME LOAN BANKS	4.851	100.0530	11/29/2027	4,895,000.00	4,897,594.35	4,896,481.56	(15,761.90)
3133EN3H1	FEDERAL FARM CREDIT BANKS FUNDING CORP	4.080	101.1983	11/29/2027	25,000,000.00	25,299,575.00	24,943,350.20	389,213.25
3133EN3H1	FEDERAL FARM CREDIT BANKS FUNDING CORP	4.077	101.1983	11/29/2027	25,000,000.00	25,299,575.00	24,945,633.71	385,600.00
3133EN3H1	FEDERAL FARM CREDIT BANKS FUNDING CORP	4.061	101.1983	11/29/2027	25,000,000.00	25,299,575.00	24,956,709.20	368,075.00
31422XQ70	FEDERAL AGRICULTURAL MORTGAGE CORP	4.050	101.1905	11/22/2027	12,000,000.00	12,142,860.00	12,000,000.00	142,860.00
3133ENW63	FEDERAL FARM CREDIT BANKS FUNDING CORP	4.284	101.8558	10/27/2027	5,000,000.00	5,092,790.00	5,012,431.68	72,540.00
3133ENW63	FEDERAL FARM CREDIT BANKS FUNDING CORP	4.195	101.8558	10/27/2027	3,715,000.00	3,783,942.97	3,733,346.69	39,074.37
3133ENW63	FEDERAL FARM CREDIT BANKS FUNDING CORP	4.252	101.8558	10/27/2027	15,000,000.00	15,278,370.00	15,050,657.38	196,080.00
31422XM90	FEDERAL AGRICULTURAL MORTGAGE CORP	4.320	101.9354	10/21/2027	5,000,000.00	5,096,770.00	5,000,000.00	96,770.00
31422XM90	FEDERAL AGRICULTURAL MORTGAGE CORP	4.320	101.9354	10/21/2027	5,000,000.00	5,096,770.00	5,000,000.00	96,770.00
3133ENS50	FEDERAL FARM CREDIT BANKS FUNDING CORP	4.231	101.5125	10/14/2027	23,775,000.00	24,134,596.88	23,706,863.87	471,886.20
3133EPYM1	FEDERAL FARM CREDIT BANKS FUNDING CORP	4.804	103.2921	10/13/2027	10,000,000.00	10,329,210.00	9,985,376.39	348,510.00
3130B0Q77	FEDERAL HOME LOAN BANKS	5.000	100.8365	10/08/2027	10,000,000.00	10,083,650.00	10,000,000.00	83,650.00
3133EPXD2	FEDERAL FARM CREDIT BANKS FUNDING CORP	5.825	100.0091	10/04/2027	10,000,000.00	10,000,910.00	9,977,453.80	30,910.00
3133EPH81	FEDERAL FARM CREDIT BANKS FUNDING CORP	4.500	102.5605	10/04/2027	25,000,000.00	25,640,125.00	25,001,176.43	638,625.00
3130ATEF0	FEDERAL HOME LOAN BANKS	4.250	99.4990	09/30/2027	15,000,000.00	14,924,850.00	15,000,000.00	(75,150.00)
3130ATBV8	FEDERAL HOME LOAN BANKS	4.150	101.5642	09/29/2027	5,000,000.00	5,078,210.00	5,000,000.00	78,210.00
3130ATBV8	FEDERAL HOME LOAN BANKS	4.150	101.5642	09/29/2027	5,000,000.00	5,078,210.00	5,000,000.00	78,210.00
3130ATBV8	FEDERAL HOME LOAN BANKS	4.150	101.5642	09/29/2027	7,225,000.00	7,338,013.45	7,225,000.00	113,013.45
3133ENQ29	FEDERAL FARM CREDIT BANKS FUNDING CORP	4.122	101.1420	09/29/2027	15,000,000.00	15,171,300.00	14,951,111.30	252,975.00
3130AXEN4	FEDERAL HOME LOAN BANKS	4.779	103.3940	09/29/2027	15,000,000.00	15,509,100.00	15,008,416.32	497,850.00
3133EPXB6	FEDERAL FARM CREDIT BANKS FUNDING CORP	4.754	102.8987	09/28/2027	10,000,000.00	10,289,870.00	9,965,319.10	336,270.00
3133EPXB6	FEDERAL FARM CREDIT BANKS FUNDING CORP	4.730	102.8987	09/28/2027	20,000,000.00	20,579,740.00	19,943,643.53	655,140.00
3133EPXB6	FEDERAL FARM CREDIT BANKS FUNDING CORP	4.733	102.8987	09/28/2027	20,000,000.00	20,579,740.00	19,941,550.72	657,940.00
3130ATET0	FEDERAL HOME LOAN BANKS	3.702	100.2968	09/27/2027	20,000,000.00	20,059,360.00	19,998,805.04	61,360.00
3133ENL99	FEDERAL FARM CREDIT BANKS FUNDING CORP	3.467	99.3891	09/15/2027	10,000,000.00	9,938,910.00	9,975,240.91	(19,190.00)
3133ENL99	FEDERAL FARM CREDIT BANKS FUNDING CORP	3.830	99.3891	09/15/2027	10,000,000.00	9,938,910.00	9,878,758.84	143,300.80
3130ATHW0	FEDERAL HOME LOAN BANKS	4.239	101.4672	09/10/2027	2,000,000.00	2,029,344.00	1,993,996.62	39,372.00
3130ATHW0	FEDERAL HOME LOAN BANKS	4.241	101.4672	09/10/2027	3,000,000.00	3,044,016.00	2,990,894.35	59,226.00
3133ERRA1	FEDERAL FARM CREDIT BANKS FUNDING CORP	4.580	100.1092	08/27/2027	15,000,000.00	15,016,380.00	15,000,000.00	16,380.00
3133ERRA1	FEDERAL FARM CREDIT BANKS FUNDING CORP	4.580	100.1092	08/27/2027	10,000,000.00	10,010,920.00	10,000,000.00	10,920.00
3130B2H40	FEDERAL HOME LOAN BANKS	4.680	100.0095	08/23/2027	25,000,000.00	25,002,375.00	25,000,000.00	2,375.00
3133ERNP2	FEDERAL FARM CREDIT BANKS FUNDING CORP	3.830	101.0580	08/06/2027	5,000,000.00	5,052,900.00	5,022,578.64	29,300.00



3134GYDU3	FEDERAL HOME LOAN MORTGAGE CORP	4.720	99.8448	07/30/2027	25,000,000.00	24,961,200.00	25,000,000.00	(38,800.00)
3133ENB33	FEDERAL FARM CREDIT BANKS FUNDING CORP	3.075	98.5330	07/19/2027	10,000,000.00	9,853,300.00	9,993,569.82	(135,200.00)
3134H15K5	FEDERAL HOME LOAN MORTGAGE CORP	5.002	99.8513	07/08/2027	10,000,000.00	9,985,130.00	9,953,881.28	35,130.00
3130ASH44	FEDERAL HOME LOAN BANKS	4.700	100.0003	06/30/2027	15,000,000.00	15,000,045.00	15,000,000.00	45.00
3134GXZW7	FEDERAL HOME LOAN MORTGAGE CORP	4.250	99.7433	06/30/2027	10,000,000.00	9,974,330.00	10,000,000.00	(25,670.00)
3130AUA9P	FEDERAL HOME LOAN BANKS	4.450	99.9220	06/30/2027	25,000,000.00	24,980,500.00	25,000,000.00	(19,500.00)
3130ASDV8	FEDERAL HOME LOAN BANKS	3.300	99.2087	06/28/2027	10,000,000.00	9,920,870.00	10,000,000.00	(79,130.00)
3133EPMV4	FEDERAL FARM CREDIT BANKS FUNDING CORP	4.133	101.3007	06/15/2027	7,225,000.00	7,318,975.58	7,223,530.84	96,150.30
3133EPMV4	FEDERAL FARM CREDIT BANKS FUNDING CORP	4.133	101.3007	06/15/2027	15,000,000.00	15,195,105.00	14,996,959.96	199,605.00
3130ASGU7	FEDERAL HOME LOAN BANKS	3.095	99.7054	06/11/2027	10,000,000.00	9,970,540.00	10,100,382.16	(212,660.00)
3130AWBZ2	FEDERAL HOME LOAN BANKS	4.000	101.2957	06/11/2027	8,260,000.00	8,367,024.82	8,285,335.74	69,111.42
3130AWBZ2	FEDERAL HOME LOAN BANKS	4.055	101.2957	06/11/2027	10,000,000.00	10,129,570.00	10,017,200.82	103,970.00
3130AS3F4	FEDERAL HOME LOAN BANKS	3.770	99.1300	05/26/2027	10,000,000.00	9,913,000.00	10,000,000.00	(87,000.00)
3134GYRS3	FEDERAL HOME LOAN MORTGAGE CORP	5.025	100.0457	05/26/2027	15,000,000.00	15,006,855.00	15,000,000.00	6,855.00
3133ERDS7	FEDERAL FARM CREDIT BANKS FUNDING CORP	4.583	102.7382	05/06/2027	10,000,000.00	10,273,820.00	10,039,768.55	230,020.00
3130ARSF9	FEDERAL HOME LOAN BANKS	3.000	98.4508	04/29/2027	10,000,000.00	9,845,080.00	10,000,000.00	(154,920.00)
3130ARPV7	FEDERAL HOME LOAN BANKS	3.500	98.6759	04/28/2027	10,000,000.00	9,867,590.00	10,000,000.00	(132,410.00)
3133ENV9D	FEDERAL FARM CREDIT BANKS FUNDING CORP	2.913	98.1518	04/26/2027	10,000,000.00	9,815,180.00	9,990,968.67	(167,220.00)
3133EN6V7	FEDERAL FARM CREDIT BANKS FUNDING CORP	3.606	99.9755	04/26/2027	8,000,000.00	7,998,040.00	8,003,769.75	(8,200.00)
3133EN6V7	FEDERAL FARM CREDIT BANKS FUNDING CORP	3.623	99.9755	04/26/2027	2,000,000.00	1,999,510.00	2,000,165.53	(764.00)
3133EN6V7	FEDERAL FARM CREDIT BANKS FUNDING CORP	3.744	99.9755	04/26/2027	4,820,000.00	4,818,819.10	4,806,634.43	20,942.90
3130B0TY5	FEDERAL HOME LOAN BANKS	4.846	102.6650	04/09/2027	10,000,000.00	10,266,500.00	9,977,778.59	292,900.00
3133EP6K6	FEDERAL FARM CREDIT BANKS FUNDING CORP	4.617	102.0397	03/26/2027	16,047,000.00	16,374,310.66	16,003,559.09	379,142.47
3130ARHX2	FEDERAL HOME LOAN BANKS	3.000	97.9089	03/25/2027	10,000,000.00	9,790,890.00	10,000,000.00	(209,110.00)
3130ARHX2	FEDERAL HOME LOAN BANKS	3.000	97.9089	03/25/2027	10,000,000.00	9,790,890.00	10,000,000.00	(209,110.00)
3130AR6U0	FEDERAL HOME LOAN BANKS	2.500	96.9774	03/22/2027	5,000,000.00	4,848,870.00	5,000,000.00	(151,130.00)
3130B0C98	FEDERAL HOME LOAN BANKS	5.260	100.1031	03/02/2027	15,000,000.00	15,015,465.00	15,000,000.00	15,465.00
3130AQRQ8	FEDERAL HOME LOAN BANKS	2.000	95.9874	02/25/2027	10,000,000.00	9,598,740.00	10,000,000.00	(401,260.00)
3130AQRH8	FEDERAL HOME LOAN BANKS	2.000	95.9874	02/25/2027	5,000,000.00	4,799,370.00	5,000,000.00	(200,630.00)
3130AQRH8	FEDERAL HOME LOAN BANKS	2.000	95.9874	02/25/2027	5,000,000.00	4,799,370.00	5,000,000.00	(200,630.00)
3130ALED2	FEDERAL HOME LOAN BANKS	2.050	93.7197	02/24/2027	15,000,000.00	14,057,955.00	14,649,745.03	(217,545.00)
3130ALED2	FEDERAL HOME LOAN BANKS	3.001	93.7197	02/24/2027	20,000,000.00	18,743,940.00	19,119,281.87	423,940.00
3130AL2X1	FEDERAL HOME LOAN BANKS	3.001	93.3809	02/17/2027	10,000,000.00	9,338,090.00	9,526,844.31	280,590.00
3135GANR8	FEDERAL NATIONAL MORTGAGE ASSOCIATION	5.295	100.0669	02/12/2027	10,000,000.00	10,006,690.00	9,988,164.38	21,690.00
3130AKYH3	FEDERAL HOME LOAN BANKS	1.746	93.3826	02/10/2027	10,000,000.00	9,338,260.00	9,793,835.38	(225,015.40)
3130AQHS5	FEDERAL HOME LOAN BANKS	1.984	95.4377	01/28/2027	10,000,000.00	9,543,770.00	9,937,345.77	(322,730.00)
3130AQHS5	FEDERAL HOME LOAN BANKS	2.086	95.4377	01/28/2027	20,000,000.00	19,087,540.00	19,830,105.61	(552,460.00)
3130AQKM4	FEDERAL HOME LOAN BANKS	1.750	95.5444	01/28/2027	11,250,000.00	10,748,745.00	11,250,000.00	(501,255.00)
3134H1QV8	FEDERAL HOME LOAN MORTGAGE CORP	5.000	100.1117	01/28/2027	20,000,000.00	20,022,340.00	20,000,000.00	22,340.00
3133ENLZ1	FEDERAL FARM CREDIT BANKS FUNDING CORP	1.860	95.6135	01/26/2027	10,000,000.00	9,561,350.00	9,982,337.86	(400,740.00)
3130AYPN0	FEDERAL HOME LOAN BANKS	4.207	101.0420	01/15/2027	20,000,000.00	20,208,400.00	19,965,231.05	253,400.00
3133ENKG4	FEDERAL FARM CREDIT BANKS FUNDING CORP	1.908	95.0235	01/11/2027	10,000,000.00	9,502,350.00	9,905,139.04	(292,650.00)
3130AQAY9	FEDERAL HOME LOAN BANKS	1.500	95.2054	12/30/2026	25,000,000.00	23,801,350.00	25,000,000.00	(1,198,650.00)
3130AQF65	FEDERAL HOME LOAN BANKS	1.306	94.9319	12/21/2026	10,000,000.00	9,493,190.00	9,987,997.20	(479,800.00)
3133EN4G2	FEDERAL FARM CREDIT BANKS FUNDING CORP	3.923	100.5959	12/15/2026	25,000,000.00	25,148,975.00	25,008,402.64	133,725.00
3130ATVE4	FEDERAL HOME LOAN BANKS	3.986	101.7631	12/11/2026	5,000,000.00	5,088,155.00	5,051,404.24	(7,145.00)
3130APWW1	FEDERAL HOME LOAN BANKS	1.503	95.3430	11/24/2026	20,000,000.00	19,068,600.00	19,998,706.98	(928,400.00)
3133ENEM8	FEDERAL FARM CREDIT BANKS FUNDING CORP	1.430	95.2232	11/23/2026	10,000,000.00	9,522,320.00	10,000,000.00	(477,680.00)
3130ARUF6	FEDERAL HOME LOAN BANKS	3.125	98.8047	10/29/2026	10,000,000.00	9,880,470.00	10,000,000.00	(119,530.00)
3134GW6C5	FEDERAL HOME LOAN MORTGAGE CORP	3.122	93.9882	10/28/2026	15,000,000.00	14,098,230.00	14,331,153.42	532,230.00
3134GW4C7	FEDERAL HOME LOAN MORTGAGE CORP	3.046	93.9949	10/27/2026	20,000,000.00	18,798,980.00	19,137,313.87	674,980.00
3134GW4C7	FEDERAL HOME LOAN MORTGAGE CORP	3.092	93.9949	10/27/2026	20,000,000.00	18,798,980.00	19,116,792.23	602,780.00

3134GW4C7	FEDERAL HOME LOAN MORTGAGE CORP	3.488	93.9949	10/27/2026	5,000,000.00	4,699,745.00	4,743,193.30	217,095.00
3133EN7A2	FEDERAL FARM CREDIT BANKS FUNDING CORP	3.827	99.5363	10/26/2026	4,300,000.00	4,280,060.90	4,283,518.50	9,945.90
3133ENBK5	FEDERAL FARM CREDIT BANKS FUNDING CORP	1.249	94.7051	10/20/2026	10,000,000.00	9,470,510.00	9,978,274.86	(476,990.00)
3133ENBK5	FEDERAL FARM CREDIT BANKS FUNDING CORP	1.340	94.7051	10/20/2026	10,000,000.00	9,470,510.00	9,960,403.45	(434,490.00)
3133ENT67	FEDERAL FARM CREDIT BANKS FUNDING CORP	4.318	100.6435	10/19/2026	5,000,000.00	5,032,175.00	4,993,651.47	44,575.00
3133ENT67	FEDERAL FARM CREDIT BANKS FUNDING CORP	4.318	100.6435	10/19/2026	5,000,000.00	5,032,175.00	4,993,651.47	44,575.00
3130ANYN4	FEDERAL HOME LOAN BANKS	1.000	94.5759	09/30/2026	10,000,000.00	9,457,590.00	10,000,000.00	(542,410.00)
3130AP5M3	FEDERAL HOME LOAN BANKS	1.040	94.6646	09/28/2026	15,000,000.00	14,199,690.00	15,000,000.00	(800,310.00)
3130APAD7	FEDERAL HOME LOAN BANKS	1.035	94.6802	09/28/2026	15,000,000.00	14,202,030.00	15,000,000.00	(797,970.00)
3133EPWS0	FEDERAL FARM CREDIT BANKS FUNDING CORP	5.200	101.0378	09/25/2026	25,000,000.00	25,259,450.00	25,000,000.00	259,450.00
3130ATFH5	FEDERAL HOME LOAN BANKS	3.941	100.0406	09/11/2026	5,000,000.00	5,002,030.00	4,982,990.24	36,792.20
3130ATHV2	FEDERAL HOME LOAN BANKS	4.312	100.9699	09/11/2026	1,000,000.00	1,009,699.00	998,908.45	11,919.00
3133ERFT3	FEDERAL FARM CREDIT BANKS FUNDING CORP	4.930	102.0736	08/28/2026	10,000,000.00	10,207,360.00	9,986,622.56	223,140.00
3133ERQZ7	FEDERAL FARM CREDIT BANKS FUNDING CORP	4.500	100.1853	08/27/2026	10,000,000.00	10,018,530.00	10,000,000.00	18,530.00
3130ANSC5	FEDERAL HOME LOAN BANKS	1.000	94.8034	08/26/2026	15,000,000.00	14,220,510.00	15,000,000.00	(779,490.00)
3130ANTS9	FEDERAL HOME LOAN BANKS	1.000	94.8034	08/26/2026	15,000,000.00	14,220,510.00	15,000,000.00	(779,490.00)
3130ANPF1	FEDERAL HOME LOAN BANKS	1.000	94.8274	08/25/2026	10,000,000.00	9,482,740.00	10,000,000.00	(517,260.00)
3133ENH45	FEDERAL FARM CREDIT BANKS FUNDING CORP	3.137	98.8863	08/24/2026	5,000,000.00	4,944,315.00	4,998,957.74	(53,484.50)
3133ENH45	FEDERAL FARM CREDIT BANKS FUNDING CORP	3.294	98.8863	08/24/2026	5,000,000.00	4,944,315.00	4,985,107.06	(24,285.00)
3130ANMH0	FEDERAL HOME LOAN BANKS	1.100	95.0738	08/20/2026	10,000,000.00	9,507,380.00	10,000,000.00	(492,620.00)
3130ANMH0	FEDERAL HOME LOAN BANKS	1.668	95.0738	08/20/2026	10,000,000.00	9,507,380.00	9,897,303.41	(247,820.00)
3130ANMH0	FEDERAL HOME LOAN BANKS	3.132	95.0738	08/20/2026	15,000,000.00	14,261,070.00	14,464,422.76	410,070.00
3130ANE48	FEDERAL HOME LOAN BANKS	1.000	94.8612	08/17/2026	10,000,000.00	9,486,120.00	10,000,000.00	(513,880.00)
3133EPSW6	FEDERAL FARM CREDIT BANKS FUNDING CORP	4.583	101.3429	08/14/2026	15,000,000.00	15,201,435.00	14,978,531.93	235,935.00
3130ANFD7	FEDERAL HOME LOAN BANKS	1.000	94.9387	08/05/2026	10,000,000.00	9,493,870.00	10,000,000.00	(506,130.00)
3133END80	FEDERAL FARM CREDIT BANKS FUNDING CORP	2.873	98.6810	08/03/2026	10,000,000.00	9,868,100.00	10,021,861.46	(179,500.00)
3130ANAJ9	FEDERAL HOME LOAN BANKS	1.000	94.9997	07/27/2026	10,000,000.00	9,499,970.00	10,000,000.00	(500,030.00)
3130ANAJ9	FEDERAL HOME LOAN BANKS	1.000	94.9997	07/27/2026	15,000,000.00	14,249,955.00	15,000,000.00	(750,045.00)
3133ENC99	FEDERAL FARM CREDIT BANKS FUNDING CORP	3.629	99.3612	07/27/2026	20,000,000.00	19,872,240.00	20,000,000.00	(187,760.00)
3133ENV72	FEDERAL FARM CREDIT BANKS FUNDING CORP	4.638	101.3093	07/27/2026	5,000,000.00	5,065,465.00	4,988,747.41	88,665.00
3133ENV72	FEDERAL FARM CREDIT BANKS FUNDING CORP	4.590	101.3093	07/27/2026	5,000,000.00	5,065,465.00	4,992,712.49	80,490.00
3133ENV72	FEDERAL FARM CREDIT BANKS FUNDING CORP	4.477	101.3093	07/27/2026	5,000,000.00	5,065,465.00	5,002,068.59	61,200.10
3130ANBX7	FEDERAL HOME LOAN BANKS	1.000	95.0320	07/22/2026	15,000,000.00	14,254,800.00	15,000,000.00	(745,200.00)
3130ANSK2	FEDERAL HOME LOAN BANKS	4.366	96.1159	07/20/2026	2,375,000.00	2,282,752.63	2,263,045.10	139,671.38
3130AN3R9	FEDERAL HOME LOAN BANKS	1.130	95.3353	07/20/2026	10,000,000.00	9,533,530.00	10,000,000.00	(466,470.00)
3133ENB66	FEDERAL FARM CREDIT BANKS FUNDING CORP	3.174	98.9647	07/20/2026	10,000,000.00	9,896,470.00	9,995,952.77	(94,530.00)
3133EMQ62	FEDERAL FARM CREDIT BANKS FUNDING CORP	0.990	95.0732	07/13/2026	10,000,000.00	9,507,320.00	10,000,000.00	(492,680.00)
3133EMQ62	FEDERAL FARM CREDIT BANKS FUNDING CORP	0.990	95.0732	07/13/2026	10,000,000.00	9,507,320.00	10,000,000.00	(492,680.00)
3130AN3B4	FEDERAL HOME LOAN BANKS	1.020	95.1844	07/06/2026	15,000,000.00	14,277,660.00	15,000,000.00	(722,340.00)
3130ASDK2	FEDERAL HOME LOAN BANKS	3.250	99.1474	06/29/2026	5,250,000.00	5,205,238.50	5,250,000.00	(44,761.50)
3130AMWT5	FEDERAL HOME LOAN BANKS	1.050	95.2980	06/26/2026	15,000,000.00	14,294,700.00	15,000,000.00	(705,300.00)
3130AMT69	FEDERAL HOME LOAN BANKS	1.070	95.3315	06/26/2026	10,000,000.00	9,533,150.00	10,000,000.00	(466,850.00)
3130AMMZ2	FEDERAL HOME LOAN BANKS	1.000	95.3170	06/10/2026	5,000,000.00	4,765,850.00	5,000,000.00	(234,150.00)
3130AMS52	FEDERAL HOME LOAN BANKS	1.000	95.3437	06/08/2026	15,000,000.00	14,301,555.00	15,000,000.00	(698,445.00)
3130B1LW5	FEDERAL HOME LOAN BANKS	5.250	100.6165	05/29/2026	10,000,000.00	10,061,650.00	10,000,000.00	61,650.00
3134H1V26	FEDERAL HOME LOAN MORTGAGE CORP	5.000	100.1447	05/28/2026	10,000,000.00	10,014,470.00	9,945,474.52	80,370.00
3130B1KC0	FEDERAL HOME LOAN BANKS	5.250	100.6119	05/28/2026	10,000,000.00	10,061,190.00	10,000,000.00	61,190.00
3130AMJN3	FEDERAL HOME LOAN BANKS	1.030	95.4621	05/26/2026	5,000,000.00	4,773,105.00	5,000,000.00	(226,895.00)
3130AMKB7	FEDERAL HOME LOAN BANKS	1.050	95.4937	05/26/2026	15,000,000.00	14,324,055.00	15,000,000.00	(675,945.00)
3130AMME9	FEDERAL HOME LOAN BANKS	1.000	95.4147	05/26/2026	10,000,000.00	9,541,470.00	10,000,000.00	(458,530.00)
3133EMZS4	FEDERAL FARM CREDIT BANKS FUNDING CORP	0.900	95.3244	05/18/2026	5,000,000.00	4,766,220.00	5,000,000.00	(233,780.00)
3133EREV9	FEDERAL FARM CREDIT BANKS FUNDING CORP	5.010	101.7391	05/15/2026	10,000,000.00	10,173,910.00	9,979,170.35	199,110.00
3133ENUL2	FEDERAL FARM CREDIT BANKS FUNDING CORP	3.110	98.6668	04/13/2026	10,000,000.00	9,866,680.00	10,000,000.00	(133,320.00)

3130ALKL7	FEDERAL HOME LOAN BANKS	0.850	95.6212	03/25/2026	10,000,000.00	9,562,120.00	10,000,000.00	(437,880.00)
3130ALGJ7	FEDERAL HOME LOAN BANKS	1.000	95.8790	03/23/2026	9,750,000.00	9,348,202.50	9,750,000.00	(401,797.50)
3130ALGJ7	FEDERAL HOME LOAN BANKS	1.000	95.8790	03/23/2026	9,750,000.00	9,348,202.50	9,750,000.00	(401,797.50)
3130ALGJ7	FEDERAL HOME LOAN BANKS	1.000	95.8790	03/23/2026	19,500,000.00	18,696,405.00	19,500,000.00	(803,595.00)
3130ALGJ7	FEDERAL HOME LOAN BANKS	1.016	95.8790	03/23/2026	8,921,250.00	8,553,605.29	8,919,164.41	(360,953.77)
3130ALGJ7	FEDERAL HOME LOAN BANKS	1.000	95.8790	03/23/2026	14,625,000.00	14,022,303.75	14,625,000.00	(602,696.25)
3130ALGJ7	FEDERAL HOME LOAN BANKS	1.000	95.8790	03/23/2026	14,625,000.00	14,022,303.75	14,625,000.00	(602,696.25)
3130ALGJ7	FEDERAL HOME LOAN BANKS	1.000	95.8790	03/23/2026	19,500,000.00	18,696,405.00	19,500,000.00	(803,595.00)
3130ALGJ7	FEDERAL HOME LOAN BANKS	1.000	95.8790	03/23/2026	9,750,000.00	9,348,202.50	9,750,000.00	(401,797.50)
3130ALGJ7	FEDERAL HOME LOAN BANKS	3.010	95.8790	03/23/2026	19,500,000.00	18,696,405.00	18,958,415.26	603,720.00
3130ALH56	FEDERAL HOME LOAN BANKS	0.750	95.5309	03/18/2026	10,000,000.00	9,553,090.00	10,000,000.00	(446,910.00)
3130ALH56	FEDERAL HOME LOAN BANKS	0.750	95.5309	03/18/2026	10,000,000.00	9,553,090.00	10,000,000.00	(446,910.00)
3130ALHG2	FEDERAL HOME LOAN BANKS	0.750	95.5309	03/18/2026	10,000,000.00	9,553,090.00	10,000,000.00	(446,910.00)
3130ALFW9	FEDERAL HOME LOAN BANKS	0.790	95.5872	03/18/2026	15,000,000.00	14,338,080.00	15,000,000.00	(661,920.00)
3130ALEH3	FEDERAL HOME LOAN BANKS	0.700	95.4746	03/16/2026	25,000,000.00	23,868,650.00	25,000,000.00	(1,131,350.00)
3133EP5K7	FEDERAL FARM CREDIT BANKS FUNDING CORP	4.668	100.9946	03/13/2026	10,000,000.00	10,099,460.00	9,976,918.44	130,760.00
3130ALHH0	FEDERAL HOME LOAN BANKS	3.040	95.9220	03/05/2026	10,500,000.00	10,071,810.00	10,208,697.03	363,930.00
3130ALEY6	FEDERAL HOME LOAN BANKS	3.157	95.7091	03/04/2026	16,160,000.00	15,466,590.56	15,651,708.16	586,624.16
3130ALGR9	FEDERAL HOME LOAN BANKS	0.850	95.8258	02/26/2026	10,000,000.00	9,582,580.00	10,000,000.00	(417,420.00)
3130AL6K5	FEDERAL HOME LOAN BANKS	0.580	95.4689	02/25/2026	6,000,000.00	5,728,134.00	6,000,000.00	(271,866.00)
3130ALEM2	FEDERAL HOME LOAN BANKS	0.790	95.7516	02/25/2026	10,000,000.00	9,575,160.00	10,000,000.00	(424,840.00)
3130ALEM2	FEDERAL HOME LOAN BANKS	0.790	95.7516	02/25/2026	15,000,000.00	14,362,740.00	15,000,000.00	(637,260.00)
3130ALCV4	FEDERAL HOME LOAN BANKS	2.112	95.6915	02/24/2026	25,000,000.00	23,922,875.00	24,545,983.92	207,625.00
3130ALBX1	FEDERAL HOME LOAN BANKS	0.580	95.4574	02/23/2026	10,000,000.00	9,545,740.00	10,000,000.00	(454,260.00)
3130AL2G8	FEDERAL HOME LOAN BANKS	0.615	95.5207	02/18/2026	5,000,000.00	4,776,035.00	4,998,962.28	(220,215.00)
3130AYPS9	FEDERAL HOME LOAN BANKS	4.800	100.0371	01/30/2026	10,000,000.00	10,003,710.00	10,000,000.00	3,710.00
3134H1NW9	FEDERAL HOME LOAN MORTGAGE CORP	4.900	100.0244	01/06/2026	10,000,000.00	10,002,440.00	10,000,000.00	2,440.00
3134GXHL1	FEDERAL HOME LOAN MORTGAGE CORP	0.700	96.0336	12/30/2025	10,000,000.00	9,603,360.00	10,000,000.00	(396,640.00)
3133EMLR1	FEDERAL FARM CREDIT BANKS FUNDING CORP	0.506	95.8352	12/23/2025	12,430,000.00	11,912,315.36	12,429,082.56	(513,955.64)
3135GA3Z2	FEDERAL NATIONAL MORTGAGE ASSOCIATION	0.600	96.1505	11/25/2025	15,000,000.00	14,422,575.00	15,000,000.00	(577,425.00)
3135GA4P3	FEDERAL NATIONAL MORTGAGE ASSOCIATION	0.650	96.2574	11/18/2025	20,000,000.00	19,251,480.00	20,000,000.00	(748,520.00)
3135GA2Z3	FEDERAL NATIONAL MORTGAGE ASSOCIATION	0.560	96.1666	11/17/2025	10,000,000.00	9,616,660.00	10,000,000.00	(383,340.00)
3135GA2Z3	FEDERAL NATIONAL MORTGAGE ASSOCIATION	0.560	96.1666	11/17/2025	5,000,000.00	4,808,330.00	5,000,000.00	(191,670.00)
3135GA2Z3	FEDERAL NATIONAL MORTGAGE ASSOCIATION	0.560	96.1666	11/17/2025	5,000,000.00	4,808,330.00	5,000,000.00	(191,670.00)
3134GXBM5	FEDERAL HOME LOAN MORTGAGE CORP	0.600	96.2476	11/12/2025	5,000,000.00	4,812,380.00	5,000,000.00	(187,620.00)
3134GXBM5	FEDERAL HOME LOAN MORTGAGE CORP	0.600	96.2476	11/12/2025	5,000,000.00	4,812,380.00	5,000,000.00	(187,620.00)
3135G06G3	FEDERAL NATIONAL MORTGAGE ASSOCIATION	0.573	96.3073	11/07/2025	14,000,000.00	13,483,022.00	13,988,928.65	(466,858.00)
3135GA2N0	FEDERAL NATIONAL MORTGAGE ASSOCIATION	0.550	96.2546	11/04/2025	10,000,000.00	9,625,460.00	10,000,000.00	(374,540.00)
3135G06C2	FEDERAL NATIONAL MORTGAGE ASSOCIATION	0.600	96.3539	10/29/2025	10,000,000.00	9,635,390.00	10,000,000.00	(364,610.00)
3135G06C2	FEDERAL NATIONAL MORTGAGE ASSOCIATION	0.604	96.3539	10/29/2025	10,000,000.00	9,635,390.00	9,999,569.28	(362,610.00)
3136G46N8	FEDERAL NATIONAL MORTGAGE ASSOCIATION	0.600	96.3539	10/29/2025	5,000,000.00	4,817,695.00	5,000,000.00	(182,305.00)
3134GW3Z7	FEDERAL HOME LOAN MORTGAGE CORP	0.600	96.3614	10/28/2025	10,000,000.00	9,636,140.00	10,000,000.00	(363,860.00)
3134GW3Y0	FEDERAL HOME LOAN MORTGAGE CORP	0.550	96.3094	10/28/2025	10,000,000.00	9,630,940.00	10,000,000.00	(369,060.00)
3136G46S7	FEDERAL NATIONAL MORTGAGE ASSOCIATION	0.560	96.3198	10/28/2025	5,000,000.00	4,815,990.00	5,000,000.00	(184,010.00)
3136G45C3	FEDERAL NATIONAL MORTGAGE ASSOCIATION	0.540	96.3167	10/27/2025	10,000,000.00	9,631,670.00	10,000,000.00	(368,330.00)
3134GW3X2	FEDERAL HOME LOAN MORTGAGE CORP	0.625	96.4048	10/27/2025	10,000,000.00	9,640,480.00	10,000,000.00	(359,520.00)
3134GWZV1	FEDERAL HOME LOAN MORTGAGE CORP	1.238	96.4774	10/22/2025	15,000,000.00	14,471,610.00	14,909,211.57	(195,577.50)
3135G06A6	FEDERAL NATIONAL MORTGAGE ASSOCIATION	0.580	96.4207	10/20/2025	10,000,000.00	9,642,070.00	10,000,000.00	(357,930.00)
3135G06A6	FEDERAL NATIONAL MORTGAGE ASSOCIATION	0.587	96.4207	10/20/2025	10,000,000.00	9,642,070.00	9,999,256.99	(354,430.00)
3134GWTG1	FEDERAL HOME LOAN MORTGAGE CORP	0.600	96.5902	09/30/2025	5,000,000.00	4,829,510.00	5,000,000.00	(170,490.00)
3137EAEX3	FEDERAL HOME LOAN MORTGAGE CORP	0.497	96.5265	09/23/2025	10,000,000.00	9,652,650.00	9,988,218.97	(288,450.00)
3130B2XQ3	FEDERAL HOME LOAN BANKS	4.551	99.9324	09/19/2025	10,000,000.00	9,993,240.00	10,000,000.00	(6,760.00)
3134GWL38	FEDERAL HOME LOAN MORTGAGE CORP	0.540	96.6522	09/15/2025	10,000,000.00	9,665,220.00	10,000,000.00	(334,780.00)



3134GWL38	FEDERAL HOME LOAN MORTGAGE CORP	0.540	96.6522	09/15/2025	15,000,000.00	14,497,830.00	15,000,000.00	(502,170.00)
3130B1MH7	FEDERAL HOME LOAN BANKS	5.458	100.0248	09/12/2025	25,000,000.00	25,006,200.00	25,000,000.00	6,200.00
3134GXS47	FEDERAL HOME LOAN MORTGAGE CORP	5.339	99.7962	08/28/2025	25,489,000.00	25,437,053.42	25,241,630.34	475,675.72
3136G42F9	FEDERAL NATIONAL MORTGAGE ASSOCIATION	0.625	96.8978	08/27/2025	5,000,000.00	4,844,890.00	5,000,000.00	(155,110.00)
3136G4Q97	FEDERAL NATIONAL MORTGAGE ASSOCIATION	0.650	96.9198	08/27/2025	8,650,000.00	8,383,562.70	8,650,000.00	(266,437.30)
3136G4X40	FEDERAL NATIONAL MORTGAGE ASSOCIATION	0.600	96.8837	08/26/2025	10,000,000.00	9,688,370.00	10,000,000.00	(311,630.00)
3130ALFN9	FEDERAL HOME LOAN BANKS	0.550	96.8479	08/25/2025	5,000,000.00	4,842,395.00	5,000,000.00	(157,605.00)
3136G4H63	FEDERAL NATIONAL MORTGAGE ASSOCIATION	0.550	96.9558	08/19/2025	15,000,000.00	14,543,370.00	15,000,000.00	(456,630.00)
3136G4H63	FEDERAL NATIONAL MORTGAGE ASSOCIATION	3.948	96.9558	08/19/2025	10,000,000.00	9,695,580.00	9,707,829.45	(8,620.00)
3134GWLW4	FEDERAL HOME LOAN MORTGAGE CORP	0.625	96.9713	08/19/2025	10,000,000.00	9,697,130.00	10,000,000.00	(302,870.00)
3133EPKA2	FEDERAL FARM CREDIT BANKS FUNDING CORP	4.019	99.9162	08/18/2025	10,000,000.00	9,991,620.00	9,998,634.87	(4,880.00)
3136G4B77	FEDERAL NATIONAL MORTGAGE ASSOCIATION	0.700	97.1536	08/04/2025	15,000,000.00	14,573,040.00	15,000,000.00	(426,960.00)
3136G4B77	FEDERAL NATIONAL MORTGAGE ASSOCIATION	0.700	97.1536	08/04/2025	10,000,000.00	9,715,360.00	10,000,000.00	(284,640.00)
3136G4C27	FEDERAL NATIONAL MORTGAGE ASSOCIATION	0.700	97.2085	07/29/2025	15,000,000.00	14,581,275.00	15,000,000.00	(418,725.00)
3136G4D75	FEDERAL NATIONAL MORTGAGE ASSOCIATION	0.600	97.1282	07/29/2025	10,000,000.00	9,712,820.00	10,000,000.00	(287,180.00)
3136G4F32	FEDERAL NATIONAL MORTGAGE ASSOCIATION	0.600	97.1282	07/29/2025	10,000,000.00	9,712,820.00	10,000,000.00	(287,180.00)
3136G4YU1	FEDERAL NATIONAL MORTGAGE ASSOCIATION	0.730	97.3516	07/15/2025	15,000,000.00	14,602,740.00	15,000,000.00	(397,260.00)
3136G4XR9	FEDERAL NATIONAL MORTGAGE ASSOCIATION	0.740	97.4181	07/07/2025	14,900,000.00	14,515,296.90	14,900,000.00	(384,703.10)
3136G4XK4	FEDERAL NATIONAL MORTGAGE ASSOCIATION	0.650	97.4049	06/30/2025	5,000,000.00	4,870,245.00	5,000,000.00	(129,755.00)
3130ALU93	FEDERAL HOME LOAN BANKS	0.750	97.4793	06/30/2025	10,000,000.00	9,747,930.00	10,000,000.00	(252,070.00)
3136G4XZ1	FEDERAL NATIONAL MORTGAGE ASSOCIATION	0.740	97.4702	06/30/2025	5,000,000.00	4,873,510.00	5,000,000.00	(126,490.00)
3134GX9R9	FEDERAL HOME LOAN MORTGAGE CORP	3.560	99.4534	06/27/2025	10,000,000.00	9,945,340.00	10,000,000.00	(54,660.00)
3135GAAZ4	FEDERAL NATIONAL MORTGAGE ASSOCIATION	0.500	97.3400	06/24/2025	10,000,000.00	9,734,000.00	10,000,000.00	(266,000.00)
3130ALHZ0	FEDERAL HOME LOAN BANKS	0.530	97.3996	06/18/2025	10,000,000.00	9,739,960.00	10,000,000.00	(260,040.00)
3134GWP91	FEDERAL HOME LOAN MORTGAGE CORP	0.500	97.3892	06/16/2025	5,000,000.00	4,869,460.00	5,000,000.00	(130,540.00)
3133ELH80	FEDERAL FARM CREDIT BANKS FUNDING CORP	0.680	97.5412	06/10/2025	5,025,000.00	4,901,445.30	5,025,000.00	(123,554.70)
3134GVE95	FEDERAL HOME LOAN MORTGAGE CORP	0.650	97.5912	06/09/2025	15,000,000.00	14,638,680.00	15,000,000.00	(361,320.00)
3130ARSC6	FEDERAL HOME LOAN BANKS	2.900	99.0819	05/29/2025	10,000,000.00	9,908,190.00	10,000,000.00	(91,810.00)
3134GVWM6	FEDERAL HOME LOAN MORTGAGE CORP	0.730	97.6570	05/28/2025	5,000,000.00	4,882,850.00	5,000,000.00	(117,150.00)
3134GVWM6	FEDERAL HOME LOAN MORTGAGE CORP	0.730	97.6570	05/28/2025	10,000,000.00	9,765,700.00	10,000,000.00	(234,300.00)
3134GVB31	FEDERAL HOME LOAN MORTGAGE CORP	0.760	97.6698	05/28/2025	15,000,000.00	14,650,470.00	14,999,014.42	(342,030.00)
3134GVRV2	FEDERAL HOME LOAN MORTGAGE CORP	0.750	97.6780	05/27/2025	10,000,000.00	9,767,800.00	10,000,000.00	(232,200.00)
3130ALDX9	FEDERAL HOME LOAN BANKS	0.500	97.5606	05/23/2025	14,750,000.00	14,390,188.50	14,750,000.00	(359,811.50)
880591EW8	TENNESSEE VALLEY AUTHORITY	5.146	97.8909	05/15/2025	50,000,000.00	48,945,450.00	48,689,819.18	1,061,450.00
3130B1XD4	FEDERAL HOME LOAN BANKS	5.410	100.0281	05/15/2025	50,000,000.00	50,014,050.00	50,000,000.00	14,050.00
3130ALWL4	FEDERAL HOME LOAN BANKS	0.720	98.0984	04/08/2025	15,000,000.00	14,714,760.00	15,000,000.00	(285,240.00)
3130BORM3	FEDERAL HOME LOAN BANKS	5.151	100.1200	04/02/2025	10,000,000.00	10,012,000.00	10,000,000.00	12,000.00
3133EMUP5	FEDERAL FARM CREDIT BANKS FUNDING CORP	0.710	98.1503	04/01/2025	10,000,000.00	9,815,030.00	10,000,000.00	(184,970.00)
3133EMUP5	FEDERAL FARM CREDIT BANKS FUNDING CORP	0.710	98.1503	04/01/2025	10,000,000.00	9,815,030.00	10,000,000.00	(184,970.00)
3134GWP26	FEDERAL HOME LOAN MORTGAGE CORP	0.500	98.0888	03/28/2025	10,000,000.00	9,808,880.00	10,000,000.00	(191,120.00)
3130ALNK6	FEDERAL HOME LOAN BANKS	0.625	98.1781	03/25/2025	10,000,000.00	9,817,810.00	10,000,000.00	(182,190.00)
3130ALKF0	FEDERAL HOME LOAN BANKS	0.625	98.1781	03/25/2025	10,000,000.00	9,817,810.00	10,000,000.00	(182,190.00)
3130ALKF0	FEDERAL HOME LOAN BANKS	0.625	98.1781	03/25/2025	10,000,000.00	9,817,810.00	10,000,000.00	(182,190.00)
3130AR7D7	FEDERAL HOME LOAN BANKS	2.050	98.8657	03/25/2025	5,000,000.00	4,943,285.00	5,000,000.00	(56,715.00)
3130ALN34	FEDERAL HOME LOAN BANKS	0.700	98.2231	03/24/2025	10,000,000.00	9,822,310.00	10,000,000.00	(177,690.00)
3134GWT22	FEDERAL HOME LOAN MORTGAGE CORP	0.475	98.1174	03/24/2025	15,000,000.00	14,717,610.00	15,000,000.00	(282,390.00)
3130ALLP7	FEDERAL HOME LOAN BANKS	0.688	98.2630	03/17/2025	15,000,000.00	14,739,450.00	14,997,412.06	(238,050.00)
3130ALLP7	FEDERAL HOME LOAN BANKS	0.701	98.2630	03/17/2025	25,000,000.00	24,565,750.00	24,994,193.07	(384,250.00)
3130AR4V0	FEDERAL HOME LOAN BANKS	2.150	98.9694	03/14/2025	5,000,000.00	4,948,470.00	5,000,000.00	(51,530.00)
3130AR4G3	FEDERAL HOME LOAN BANKS	4.264	99.0424	03/14/2025	3,500,000.00	3,466,484.00	3,469,854.24	89,089.00
3133EMSC7	FEDERAL FARM CREDIT BANKS FUNDING CORP	0.512	98.3451	03/03/2025	10,000,000.00	9,834,510.00	9,998,689.99	(152,990.00)
3133EMSC7	FEDERAL FARM CREDIT BANKS FUNDING CORP	0.480	98.3451	03/03/2025	5,000,000.00	4,917,255.00	5,000,000.00	(82,745.00)
3133ENPY0	FEDERAL FARM CREDIT BANKS FUNDING CORP	1.764	98.9388	02/25/2025	5,000,000.00	4,946,940.00	4,999,731.75	(51,060.00)

3130AYWS1	FEDERAL HOME LOAN BANKS	5.020	100.0326	02/13/2025	25,000,000.00	25,008,150.00	25,000,000.00	8,150.00
3134GWET9	FEDERAL HOME LOAN MORTGAGE CORP	0.510	98.6890	01/29/2025	15,000,000.00	14,803,350.00	15,000,000.00	(196,650.00)
3135GALA7	FEDERAL NATIONAL MORTGAGE ASSOCIATION	5.300	100.0134	01/08/2025	10,000,000.00	10,001,340.00	10,000,000.00	1,340.00
3130B0FE4	FEDERAL HOME LOAN BANKS	5.093	100.1263	01/08/2025	50,000,000.00	50,063,150.00	50,000,000.00	63,150.00
3130B0FE4	FEDERAL HOME LOAN BANKS	5.093	100.1263	01/08/2025	50,000,000.00	50,063,150.00	50,000,000.00	63,150.00
3130B0FP9	FEDERAL HOME LOAN BANKS	5.049	100.1149	01/08/2025	25,000,000.00	25,028,725.00	25,000,000.00	28,725.00
3135G0X24	FEDERAL NATIONAL MORTGAGE ASSOCIATION	1.098	99.2129	01/07/2025	10,000,000.00	9,921,290.00	10,013,827.97	(326,010.00)
3133ENKS8	FEDERAL FARM CREDIT BANKS FUNDING CORP	1.202	99.0920	01/06/2025	5,000,000.00	4,954,600.00	4,998,999.77	(34,150.00)
3133EMLP5	FEDERAL FARM CREDIT BANKS FUNDING CORP	0.339	99.0225	12/23/2024	10,000,000.00	9,902,250.00	9,999,572.12	(90,250.00)
3133EMLP5	FEDERAL FARM CREDIT BANKS FUNDING CORP	0.320	99.0225	12/23/2024	5,000,000.00	4,951,125.00	5,000,000.00	(48,875.00)
3133EMLP5	FEDERAL FARM CREDIT BANKS FUNDING CORP	0.320	99.0225	12/23/2024	15,000,000.00	14,853,375.00	15,000,000.00	(146,625.00)
3130ANRB8	FEDERAL HOME LOAN BANKS	0.553	99.1436	12/17/2024	10,000,000.00	9,914,360.00	9,999,935.13	(84,640.00)
3133ERHR5	FEDERAL FARM CREDIT BANKS FUNDING CORP	5.325	99.9977	12/17/2024	25,000,000.00	24,999,425.00	25,000,000.00	(575.00)
3133ERHR5	FEDERAL FARM CREDIT BANKS FUNDING CORP	5.325	99.9977	12/17/2024	50,000,000.00	49,998,850.00	50,000,000.00	(1,150.00)
3130AK3T1	FEDERAL HOME LOAN BANKS	0.500	99.2197	12/09/2024	10,000,000.00	9,921,970.00	10,000,000.00	(78,030.00)
3133ENGN4	FEDERAL FARM CREDIT BANKS FUNDING CORP	0.970	99.3064	12/09/2024	10,000,000.00	9,930,640.00	10,000,000.00	(69,360.00)
3130ALF25	FEDERAL HOME LOAN BANKS	0.400	99.3542	11/26/2024	5,000,000.00	4,967,710.00	5,000,000.00	(32,290.00)
3130AXV70	FEDERAL HOME LOAN BANKS	5.271	100.0684	11/20/2024	5,000,000.00	5,003,420.00	4,999,862.64	4,420.00
3135G06E8	FEDERAL NATIONAL MORTGAGE ASSOCIATION	0.420	99.4494	11/18/2024	10,000,000.00	9,944,940.00	10,000,000.00	(55,060.00)
3130AXZM3	FEDERAL HOME LOAN BANKS	5.131	100.0307	11/01/2024	50,000,000.00	50,015,350.00	50,000,000.00	15,350.00
3130ARMT5	FEDERAL HOME LOAN BANKS	2.838	99.8542	10/25/2024	10,000,000.00	9,985,420.00	9,999,763.16	(5,580.00)
3130AXL71	FEDERAL HOME LOAN BANKS	5.451	100.0113	10/11/2024	55,000,000.00	55,006,215.00	55,000,718.75	(19,085.00)
3130AXL71	FEDERAL HOME LOAN BANKS	5.336	100.0113	10/11/2024	75,000,000.00	75,008,475.00	75,003,151.84	(94,275.00)
3133EPYB5	FEDERAL FARM CREDIT BANKS FUNDING CORP	5.362	100.0101	10/10/2024	25,553,000.00	25,555,580.85	25,553,788.29	(25,271.92)
3130B1BF3	FEDERAL HOME LOAN BANKS	5.326	99.9989	10/03/2024	10,000,000.00	9,999,890.00	10,000,000.00	(110.00)
3130B1BF3	FEDERAL HOME LOAN BANKS	5.326	99.9989	10/03/2024	20,000,000.00	19,999,780.00	20,000,000.00	(220.00)
3130B1BF3	FEDERAL HOME LOAN BANKS	5.326	99.9989	10/03/2024	15,000,000.00	14,999,835.00	15,000,000.00	(165.00)
---	---	<b>3.334</b>	<b>98.9654</b>	<b>10/26/2026</b>	<b>4,611,166,250.00</b>	<b>4,563,107,083.93</b>	<b>4,600,909,525.24</b>	<b>(27,502,380.30)</b>

Agency  
AGCY DISC

Cusip	Description	Yield	Market Price	Final Maturity	Par Value	Market Value	Book Value	Net Unrealized Gain/Loss
313313KT4	FEDERAL FARM CREDIT BANKS FUNDING CORP	3.978	96.6677	08/22/2025	2,000,000.00	1,933,354.00	1,930,125.00	3,444.00
313313KT4	FEDERAL FARM CREDIT BANKS FUNDING CORP	3.978	96.6677	08/22/2025	16,000,000.00	15,466,832.00	15,441,000.00	27,552.00
313313KT4	FEDERAL FARM CREDIT BANKS FUNDING CORP	3.978	96.6677	08/22/2025	20,000,000.00	19,333,540.00	19,301,250.00	34,440.00
313385FJ0	FEDERAL HOME LOAN BANKS	4.146	97.5311	05/09/2025	50,000,000.00	48,765,550.00	48,762,500.00	64,925.00
313385FJ0	FEDERAL HOME LOAN BANKS	4.146	97.5311	05/09/2025	30,000,000.00	29,259,330.00	29,257,500.00	38,955.00
313385FJ0	FEDERAL HOME LOAN BANKS	4.146	97.5311	05/09/2025	50,000,000.00	48,765,550.00	48,762,500.00	64,925.00
313385FJ0	FEDERAL HOME LOAN BANKS	4.092	97.5311	05/09/2025	50,000,000.00	48,765,550.00	48,777,777.78	15,550.00
313385FE1	FEDERAL HOME LOAN BANKS	4.091	97.5638	05/05/2025	25,000,000.00	24,390,950.00	24,400,000.00	4,838.89
313385FB7	FEDERAL HOME LOAN BANKS	5.160	97.5885	05/02/2025	50,000,000.00	48,794,250.00	48,528,229.17	1,129,736.11
313385CT1	FEDERAL HOME LOAN BANKS	4.328	98.1545	03/07/2025	10,000,000.00	9,815,450.00	9,815,088.89	9,783.33
313385CA2	FEDERAL HOME LOAN BANKS	5.202	98.3263	02/18/2025	15,000,000.00	14,748,945.00	14,705,416.67	245,528.33
313313CA4	FEDERAL FARM CREDIT BANKS FUNDING CORP	5.202	98.3263	02/18/2025	20,000,000.00	19,665,260.00	19,607,222.22	327,371.11
313313BM9	FEDERAL FARM CREDIT BANKS FUNDING CORP	5.013	98.4561	02/05/2025	50,000,000.00	49,228,050.00	49,144,513.89	1,262,355.56
313385BK1	FEDERAL HOME LOAN BANKS	5.175	98.4765	02/03/2025	25,000,000.00	24,619,125.00	24,563,368.06	394,583.33
313385AY2	FEDERAL HOME LOAN BANKS	4.837	98.5927	01/23/2025	14,470,000.00	14,256,363.69	14,256,012.80	455,219.03
313385AK2	FEDERAL HOME LOAN BANKS	5.076	98.7424	01/10/2025	50,000,000.00	49,371,200.00	49,310,534.72	1,303,068.06
313385AK2	FEDERAL HOME LOAN BANKS	5.243	98.7424	01/10/2025	25,000,000.00	24,685,600.00	24,642,993.42	502,120.00
313385AK2	FEDERAL HOME LOAN BANKS	5.243	98.7424	01/10/2025	25,000,000.00	24,685,600.00	24,642,993.03	502,120.89
313385AK2	FEDERAL HOME LOAN BANKS	5.241	98.7424	01/10/2025	25,000,000.00	24,685,600.00	24,642,993.06	487,981.94



313385AJ5	FEDERAL HOME LOAN BANKS	5.242	98.7540	01/09/2025	25,000,000.00	24,688,500.00	24,646,527.78	501,486.11
313385AC0	FEDERAL HOME LOAN BANKS	5.243	98.8241	01/03/2025	25,000,000.00	24,706,025.00	24,667,409.72	477,351.39
313385AB2	FEDERAL HOME LOAN BANKS	4.633	98.8358	01/02/2025	30,000,000.00	29,650,740.00	29,647,375.00	45,073.33
313385AB2	FEDERAL HOME LOAN BANKS	4.633	98.8358	01/02/2025	50,000,000.00	49,417,900.00	49,412,291.66	75,122.23
313384V30	FEDERAL HOME LOAN BANKS	4.999	98.8712	12/30/2024	10,000,000.00	9,887,120.00	9,879,250.00	317,795.00
313384N70	FEDERAL HOME LOAN BANKS	4.921	99.5182	11/08/2024	25,000,000.00	24,879,550.00	24,874,520.83	965,935.42
313384N39	FEDERAL HOME LOAN BANKS	4.865	99.5693	11/04/2024	15,000,000.00	14,935,395.00	14,933,275.00	535,920.00
313384N39	FEDERAL HOME LOAN BANKS	5.294	99.5693	11/04/2024	10,000,000.00	9,956,930.00	9,951,219.44	186,485.56
313384N39	FEDERAL HOME LOAN BANKS	5.294	99.5693	11/04/2024	15,000,000.00	14,935,395.00	14,926,829.17	279,728.33
313384M89	FEDERAL HOME LOAN BANKS	5.038	99.6075	11/01/2024	50,000,000.00	49,803,750.00	49,786,444.44	120,638.89
313384M89	FEDERAL HOME LOAN BANKS	5.038	99.6075	11/01/2024	25,000,000.00	24,901,875.00	24,893,222.23	60,319.44
313588M85	FEDERAL NATIONAL MORTGAGE ASSOCIATION	4.783	99.6075	11/01/2024	50,000,000.00	49,803,750.00	49,796,993.04	59,145.85
313384K73	FEDERAL HOME LOAN BANKS	4.761	99.8230	10/15/2024	20,000,000.00	19,964,600.00	19,963,444.44	11,600.00
313384K73	FEDERAL HOME LOAN BANKS	4.761	99.8230	10/15/2024	50,000,000.00	49,911,500.00	49,908,611.11	29,000.00
313588K79	FEDERAL NATIONAL MORTGAGE ASSOCIATION	4.778	99.8230	10/15/2024	25,000,000.00	24,955,750.00	24,954,159.72	27,784.72
313384K32	FEDERAL HOME LOAN BANKS	5.052	99.8736	10/11/2024	28,800,000.00	28,763,596.80	28,760,160.00	75,148.80
313396J87	FEDERAL HOME LOAN MORTGAGE CORP	5.088	99.9113	10/08/2024	25,000,000.00	24,977,825.00	24,975,621.53	71,856.25
313396J87	FEDERAL HOME LOAN MORTGAGE CORP	5.088	99.9113	10/08/2024	25,000,000.00	24,977,825.00	24,975,621.53	71,856.25
313384J75	FEDERAL HOME LOAN BANKS	5.208	99.9238	10/07/2024	10,000,000.00	9,992,380.00	9,991,625.01	440,442.00
313396H97	FEDERAL HOME LOAN MORTGAGE CORP	5.116	99.9871	10/01/2024	25,000,000.00	24,996,775.00	25,000,000.00	66,844.44
---	---	<b>4.802</b>	<b>98.7339</b>	<b>01/18/2025</b>	<b>1,091,270,000.00</b>	<b>1,077,353,281.49</b>	<b>1,076,436,620.36</b>	<b>11,294,031.59</b>

Agency CMO  
FHLMC CMO

Cusip	Description	Yield	Market Price	Final Maturity	Par Value	Market Value	Book Value	Net Unrealized Gain/Loss
3137BHCY1	FHMS K-044 A2	5.154	99.3191	01/25/2025	18,119,410.35	17,996,026.59	18,015,805.16	507,256.50
3137BHCY1	FHMS K-044 A2	5.179	99.3191	01/25/2025	14,546,735.31	14,447,679.61	14,459,329.83	260,066.82
3137FEUA6	FHMS K-730 A2	5.396	99.5033	01/25/2025	40,628,819.00	40,427,009.16	40,449,533.83	794,002.34
---	---	<b>5.293</b>	<b>99.4212</b>	<b>01/25/2025</b>	<b>73,294,964.66</b>	<b>72,870,715.35</b>	<b>72,924,668.82</b>	<b>1,561,325.65</b>

Agency CMO  
FNMA CMO

Cusip	Description	Yield	Market Price	Final Maturity	Par Value	Market Value	Book Value	Net Unrealized Gain/Loss
3136B2HA3	FNA 2018-M10 A2	5.208	98.0823	07/25/2028	9,620,499.09	9,436,005.43	9,209,702.13	290,518.45
3136AW7J0	FNA 2017-M8 A2	3.448	97.4320	05/25/2027	11,420,468.25	11,127,195.76	11,342,511.14	(150,516.62)
---	---	<b>4.236</b>	<b>97.7234</b>	<b>12/02/2027</b>	<b>21,040,967.34</b>	<b>20,563,201.19</b>	<b>20,552,213.27</b>	<b>140,001.83</b>

Agency MBS  
FHLMC

Cusip	Description	Yield	Market Price	Final Maturity	Par Value	Market Value	Book Value	Net Unrealized Gain/Loss
3132XKR25	FH WN5004	4.439	100.2668	06/01/2029	22,870,000.00	22,931,024.02	22,700,857.29	234,335.74
3132WW2J0	FH WA3276	4.668	102.6063	02/01/2029	14,753,410.52	15,137,924.67	14,718,613.92	421,397.67
3132XG2H8	FH WN2575	4.428	101.4924	02/01/2029	33,705,000.00	34,208,008.36	33,937,988.12	260,753.67
3132XGYU4	FH WN2522	4.779	101.9196	12/01/2028	10,000,000.00	10,191,955.80	9,899,093.32	307,580.80
3132XGX35	FH WN2497	4.611	101.8772	10/01/2028	28,340,000.00	28,871,987.99	28,213,111.19	684,758.30
3137FJYH6	FHMS K-W07 A2	5.264	98.3825	09/25/2028	16,627,402.00	16,358,450.45	15,706,753.86	886,522.99
3137FGZH1	FHMS K-W06 A2	5.290	98.9971	06/25/2028	25,000,000.00	24,749,280.25	23,826,753.34	1,241,467.75

3132XFLR7	FH WN1235	4.690	99.2303	01/01/2028	20,000,000.00	19,846,064.40	19,834,151.26	85,126.90
3132XFLR7	FH WN1235	4.333	99.2303	01/01/2028	10,000,000.00	9,923,032.20	9,967,076.55	(30,092.80)
3132XGRH1	FH WN2287	3.945	98.4042	11/01/2027	24,683,421.50	24,289,528.40	24,546,229.85	(181,769.95)
3132XGRH1	FH WN2287	4.073	98.4042	11/01/2027	24,683,421.50	24,289,528.40	24,494,404.89	(119,097.20)
3132XGQ74	FH WN2277	4.062	99.1366	11/01/2027	9,873,368.60	9,788,122.13	9,800,238.27	27,371.64
3137FBBX3	FHMS K-068 A2	4.548	98.0961	08/25/2027	9,525,000.00	9,343,651.52	9,193,848.00	223,464.02
3137F2LJ3	FHMS K-066 A2	3.111	97.8780	06/25/2027	11,095,000.00	10,859,560.88	11,089,259.38	(225,037.56)
3137BXQY1	FHMS K-064 A2	3.154	98.2735	03/25/2027	1,000,000.00	982,734.64	1,000,889.59	(19,025.36)
3137BXSX3	FHMS K-IR2 A2	4.545	97.9215	03/25/2027	15,000,000.00	14,688,219.00	14,515,849.03	298,765.80
3137BYLD0	FHMS K-L01 A2E	4.184	98.2232	02/25/2027	15,000,000.00	14,733,483.45	14,713,368.16	238,533.45
3137BTUM1	FHMS K-061 A2	4.501	98.6593	11/25/2026	8,829,159.57	8,710,789.15	8,636,274.58	246,362.16
3137BTUM1	FHMS K-061 A2	4.561	98.6593	11/25/2026	8,338,650.71	8,226,856.42	8,144,972.10	200,738.34
3137BRQJ7	FHMS K-057 A2	4.657	97.5327	07/25/2026	15,000,000.00	14,629,901.40	14,499,983.35	310,174.84
3137FNWX4	FHMS K-736 A2	3.655	97.1179	07/25/2026	10,000,000.00	9,711,794.70	9,784,541.99	207,888.45
3137FMU67	FHMS K-735 A2	3.518	98.0435	05/25/2026	14,522,102.40	14,237,970.79	14,381,691.22	56,797.43
3137BM7C4	FHMS K-051 A2	4.877	98.9244	09/25/2025	8,953,968.63	8,857,660.82	8,827,257.97	117,398.23
3137BLAC2	FHMS K-048 A2	4.793	99.0684	06/25/2025	19,324,249.02	19,144,214.66	19,124,778.28	35,853.73
3137FG7F6	FHMS K-732 A2	5.197	99.2973	05/25/2025	14,197,718.47	14,097,955.22	14,077,838.25	188,627.84
---	---	<b>4.469</b>	<b>99.3703</b>	<b>10/11/2027</b>	<b>391,321,872.92</b>	<b>388,809,699.72</b>	<b>385,635,823.76</b>	<b>5,698,896.90</b>

**Agency MBS  
FNMA**

Cusip	Description	Yield	Market Price	Final Maturity	Par Value	Market Value	Book Value	Net Unrealized Gain/Loss
3140HVB60	FN BL3660	4.458	94.5148	08/01/2029	24,961,707.75	23,592,508.91	23,141,753.21	513,654.97
3140HUNU6	FN BL3102	4.475	94.3036	08/01/2029	22,463,818.37	21,184,184.48	20,751,344.84	492,024.28
3140HUNU6	FN BL3102	4.396	94.3036	08/01/2029	24,979,766.03	23,556,813.14	23,150,715.48	465,166.15
3140HUNU6	FN BL3102	4.139	94.3036	08/01/2029	4,888,261.39	4,609,805.39	4,578,750.73	39,471.94
3140NVFJ1	FN BZ1068	4.555	102.6904	06/01/2029	10,000,000.00	10,269,038.00	10,000,000.00	269,038.00
3140NVFJ1	FN BZ1068	4.555	102.6904	06/01/2029	15,000,000.00	15,403,557.00	15,000,000.00	403,557.00
3140NVE37	FN BZ1053	4.596	102.8056	06/01/2029	15,770,000.00	16,212,435.87	15,770,000.00	442,435.87
3140NU4W6	FN BZ0836	4.606	102.7947	05/01/2029	16,365,000.00	16,822,358.38	16,365,000.00	457,358.38
3140NU6F1	FN BZ0869	4.623	102.7633	04/01/2029	32,230,000.00	33,120,619.65	32,193,165.07	930,907.15
3140NUPT0	FN BZ0433	4.580	101.1147	03/01/2029	25,000,000.00	25,278,668.75	24,651,528.78	669,293.75
3140NUPT0	FN BZ0433	4.612	101.1147	03/01/2029	25,681,000.00	25,967,259.69	25,279,893.89	730,661.37
3140NURK7	FN BZ0489	4.552	102.5655	02/01/2029	25,000,000.00	25,641,385.75	25,000,000.00	641,385.75
3140NURK7	FN BZ0489	4.636	102.5655	02/01/2029	16,000,000.00	16,410,486.88	15,946,106.51	467,986.88
3140NUNR6	FN BZ0399	4.670	102.5730	02/01/2029	15,000,000.00	15,385,950.45	14,944,497.51	449,231.70
3140LLKK6	FN BS9297	5.110	101.7611	10/01/2028	21,050,000.00	21,420,718.08	20,526,990.00	1,018,663.39
3140LLZT1	FN BS9753	5.092	103.9637	10/01/2028	20,000,000.00	20,792,737.00	19,956,832.24	845,862.00
3140LLB83	FN BS9062	5.049	101.5321	09/01/2028	20,000,000.00	20,306,412.40	19,586,214.46	825,162.40
3140LLMH1	FN BS9359	5.051	103.0692	08/01/2028	15,874,000.00	16,361,210.68	15,736,181.51	661,452.63
3140LLFK2	FN BS9169	5.040	102.7539	08/01/2028	17,532,000.00	18,014,811.82	17,326,974.18	740,997.91
3136BQDE6	FNA 2023-M6 A2	4.724	100.3228	07/25/2028	23,888,936.75	23,966,053.82	23,482,809.01	570,759.55
3140LKKW2	FN BS8408	4.658	101.6020	06/01/2028	12,003,000.00	12,195,291.30	11,896,078.10	316,541.10
3140LKYQ0	FN BS8818	4.526	99.7350	06/01/2028	25,000,000.00	24,933,762.25	24,526,614.99	570,481.00
3140LKU84	FN BS8706	4.510	100.3191	06/01/2028	25,000,000.00	25,079,765.75	24,610,341.76	601,250.12
3140LKJP9	FN BS8369	4.649	100.1934	05/01/2028	16,850,000.00	16,882,593.12	16,692,288.92	224,788.43
3140LKJM6	FN BS8367	4.651	100.8500	05/01/2028	14,563,000.00	14,686,780.11	14,342,208.15	382,045.81
3140LKJC8	FN BS8358	4.074	100.4357	04/01/2028	24,459,000.00	24,565,577.65	24,459,000.00	106,577.65
3140LBU27	FN BS1500	4.591	90.7115	03/01/2028	29,612,500.00	26,861,947.08	26,384,305.92	752,050.60
3140LBU27	FN BS1500	3.741	90.7115	03/01/2028	20,000,000.00	18,142,302.80	18,313,763.44	(144,415.95)



3140LBP64	FN BS1344	4.165	91.0430	03/01/2028	20,000,000.00	18,208,603.00	18,082,550.06	190,634.25
3140LHSB7	FN BS6813	4.363	101.1026	02/01/2028	19,478,000.00	19,692,762.29	19,465,671.04	233,022.91
3140LJS23	FN BS7736	4.416	100.3121	02/01/2028	20,000,000.00	20,062,429.60	19,818,044.75	331,179.60
3140LJS23	FN BS7736	4.071	100.3121	02/01/2028	15,000,000.00	15,046,822.20	15,000,000.00	46,822.20
3140LJS23	FN BS7736	4.078	100.3121	02/01/2028	10,000,000.00	10,031,214.80	10,000,000.00	31,214.80
3140LHVX5	FN BS6929	4.280	100.5987	11/01/2027	31,100,000.00	31,286,207.21	31,035,368.15	289,468.93
3140LH4A5	FN BS7116	4.363	99.9538	11/01/2027	20,210,000.00	20,200,662.58	20,210,000.00	(9,337.42)
3136BML55	FNA 2022-M11 A2	4.554	97.1734	10/25/2027	24,927,160.50	24,222,558.91	24,194,114.92	472,957.47
3138LKZ34	FN AN7061	6.197	96.3761	10/01/2027	12,800,000.00	12,336,144.51	12,161,043.08	308,144.51
3136AY6X6	FNA 2017-M15 A2	4.609	97.2887	09/25/2027	14,330,163.45	13,941,629.15	13,937,155.31	190,829.81
3138LJ5T3	FN AN6257	4.582	97.7709	08/01/2027	15,046,021.05	14,710,636.06	14,588,335.43	444,539.62
3138LHUZ5	FN AN5099	3.076	97.8593	04/01/2027	23,591,953.75	23,086,926.69	23,580,102.32	(482,909.58)
3140HV2G8	FN BL4374	4.291	95.9072	10/01/2026	21,300,000.00	20,428,237.01	20,313,382.17	481,119.82
3138LENE7	FN AN2188	3.543	97.1460	07/01/2026	9,782,085.10	9,502,908.79	9,701,531.94	(91,176.85)
3138LD5W9	FN AN1760	4.176	97.3396	06/01/2026	15,000,000.00	14,600,944.50	14,824,948.24	18,132.00
3138LCW35	FN AN0665	5.458	98.4323	02/01/2026	14,632,761.73	14,403,364.95	14,262,376.75	277,605.62
3138LCH81	FN AN0254	3.738	98.4130	12/01/2025	7,203,799.59	7,089,478.10	7,157,642.19	21,875.35
3138LCHR9	FEDERAL NATIONAL MORTGAGE ASSOCIATION	2.939	98.4130	12/01/2025	13,773,995.25	13,555,407.32	13,769,717.65	(205,674.81)
3138LCHF5	FN AN0229	4.369	98.6158	11/01/2025	23,820,000.00	23,490,287.13	23,506,256.99	(9,631.62)
3140JAVC9	FN BM6010	4.860	99.1188	09/01/2025	15,291,415.05	15,156,669.55	15,120,913.51	295,325.55
3138LAF46	FN AM9186	5.429	98.5039	06/01/2025	5,379,422.86	5,309,480.29	5,309,480.93	69,763.05
3136AMST7	FNA 2015-M03 A2	6.104	99.6176	10/25/2024	7,284,409.02	7,256,553.37	7,284,409.02	146,287.29
---	---	<b>4.506</b>	<b>99.2404</b>	<b>03/16/2028</b>	<b>919,123,177.64</b>	<b>911,274,424.21</b>	<b>897,936,403.17</b>	<b>17,494,582.32</b>

CD  
CD

Cusip	Description	Yield	Market Price	Final Maturity	Par Value	Market Value	Book Value	Net Unrealized Gain/Loss
06418NCQ3	Bank of Nova Scotia, Houston Branch	4.460	100.0000	05/28/2025	50,000,000.00	50,000,000.00	50,000,000.00	0.00
06418NCN0	Bank of Nova Scotia, Houston Branch	5.560	100.0000	05/27/2025	10,000,000.00	10,000,000.00	10,000,000.00	0.00
06418NCM2	Bank of Nova Scotia, Houston Branch	4.620	100.0000	05/23/2025	50,000,000.00	50,000,000.00	50,000,000.00	0.00
06367DLH6	Bank of Montreal - Chicago Branch	4.830	100.0000	05/06/2025	50,000,000.00	50,000,000.00	50,000,000.00	0.00
78015JLF2	Royal Bank of Canada New York Branch	5.260	100.0000	03/26/2025	50,000,000.00	50,000,000.00	50,000,000.00	0.00
89115BRM4	Toronto-Dominion Bank - New York Branch	5.470	100.0000	02/27/2025	25,000,000.00	25,000,000.00	25,000,000.00	0.00
78015JMF1	Royal Bank of Canada New York Branch	5.320	100.0000	02/18/2025	50,000,000.00	50,000,000.00	50,000,000.00	0.00
89115BWZ9	Toronto-Dominion Bank - New York Branch	5.000	100.0000	02/11/2025	50,000,000.00	50,000,000.00	50,000,000.00	0.00
78015JMB0	Royal Bank of Canada New York Branch	5.340	100.0000	02/05/2025	25,000,000.00	25,000,000.00	25,000,000.00	0.00
78015JL39	Royal Bank of Canada New York Branch	5.290	100.0000	01/31/2025	25,000,000.00	25,000,000.00	25,000,000.00	0.00
06051WNV2	Bank of America, National Association	5.400	100.0000	01/31/2025	50,000,000.00	50,000,000.00	50,000,000.00	0.00
78015JLP0	Royal Bank of Canada New York Branch	5.280	100.0000	01/27/2025	30,000,000.00	30,000,000.00	30,000,000.00	0.00
89115DGJ9	Toronto-Dominion Bank - New York Branch	5.360	100.0000	01/27/2025	50,000,000.00	50,000,000.00	50,000,000.00	0.00
06051WNQ3	Bank of America, National Association	5.410	100.0000	01/22/2025	50,000,000.00	50,000,000.00	50,000,000.00	0.00
06051WNQ3	Bank of America, National Association	5.410	100.0000	01/22/2025	50,000,000.00	50,000,000.00	50,000,000.00	0.00
86959TDS2	SVENSKA HANDELSBANKEN AB (NEW YORK BRANCH)	5.480	100.0000	01/21/2025	40,000,000.00	40,000,000.00	40,000,000.00	0.00
06418NBD3	Bank of Nova Scotia, Houston Branch	5.460	100.0000	01/21/2025	40,000,000.00	40,000,000.00	40,000,000.00	0.00
89115DPA8	Toronto-Dominion Bank - New York Branch	5.530	100.0000	01/21/2025	30,000,000.00	30,000,000.00	30,000,000.00	0.00
06367DK38	Bank of Montreal - Chicago Branch	5.550	100.0000	01/16/2025	100,000,000.00	100,000,000.00	100,000,000.00	0.00
06367DJE6	Bank of Montreal - Chicago Branch	5.500	100.0000	01/14/2025	50,000,000.00	50,000,000.00	50,000,000.00	0.00
78015JMP9	Royal Bank of Canada New York Branch	5.420	100.0000	01/10/2025	50,000,000.00	50,000,000.00	50,000,000.00	0.00
06051WPC2	Bank of America, National Association	5.390	100.0000	01/09/2025	25,000,000.00	25,000,000.00	25,000,000.00	0.00
78015JKP1	Royal Bank of Canada New York Branch	5.230	100.0000	01/08/2025	50,000,000.00	50,000,000.00	50,000,000.00	0.00
06367DJU0	Bank of Montreal - Chicago Branch	5.490	100.0000	01/08/2025	50,000,000.00	50,000,000.00	50,000,000.00	0.00

06418NAW2	Bank of Nova Scotia, Houston Branch	5.450	100.0000	01/06/2025	50,000,000.00	50,000,000.00	50,000,000.00	0.00
86959TDB9	SVENSKA HANDELSBANKEN AB (NEW YORK BRANCH)	5.400	100.0000	01/03/2025	50,000,000.00	50,000,000.00	50,000,000.00	0.00
06051WNN0	Bank of America, National Association	5.422	100.0000	01/03/2025	50,000,000.00	50,000,000.00	50,000,000.00	0.00
86959TCV6	SVENSKA HANDELSBANKEN AB (NEW YORK BRANCH)	5.340	100.0000	12/27/2024	50,000,000.00	50,000,000.00	50,000,000.00	0.00
06051WNR1	Bank of America, National Association	5.430	100.0000	12/23/2024	50,000,000.00	50,000,000.00	50,000,000.00	0.00
86959TBH8	SVENSKA HANDELSBANKEN AB (NEW YORK BRANCH)	5.280	100.0000	11/08/2024	50,000,000.00	50,000,000.00	50,000,000.00	0.00
22536HSR1	Credit Agricole Corporate And Investment Bank, New	5.070	100.0000	11/05/2024	30,000,000.00	30,000,000.00	30,000,000.00	0.00
86959TBG0	SVENSKA HANDELSBANKEN AB (NEW YORK BRANCH)	5.200	100.0000	10/31/2024	50,000,000.00	50,000,000.00	50,000,000.00	0.00
06051WNX8	Bank of America, National Association	5.390	100.0000	10/30/2024	50,000,000.00	50,000,000.00	50,000,000.00	0.00
86959TAY2	SVENSKA HANDELSBANKEN AB (NEW YORK BRANCH)	5.200	100.0000	10/25/2024	50,000,000.00	50,000,000.00	50,000,000.00	0.00
06367DJ89	Bank of Montreal - Chicago Branch	5.470	100.0000	10/07/2024	25,000,000.00	25,000,000.00	25,000,000.00	0.00
21684XR40	COÖPERATIEVE RABOBANK U.A., NEW YORK BRANCH	5.410	100.0000	10/01/2024	30,000,000.00	30,000,000.00	30,000,000.00	0.00
---	---	<b>5.301</b>	<b>100.0000</b>	<b>01/17/2025</b>	<b>1,585,000,000.00</b>	<b>1,585,000,000.00</b>	<b>1,585,000,000.00</b>	<b>0.00</b>

CP  
CP

Cusip	Description	Yield	Market Price	Final Maturity	Par Value	Market Value	Book Value	Net Unrealized Gain/Loss
7426M2RW3	Private Export Funding Corporation	4.786	97.2746	04/30/2025	25,000,000.00	24,318,645.84	24,318,645.84	158,229.17
46651VFW1	J.P. Morgan Securities LLC	5.019	100.0000	04/29/2025	50,000,000.00	50,000,000.00	50,000,000.00	0.00
7426M2QK0	Private Export Funding Corporation	4.733	97.8312	03/19/2025	25,000,000.00	24,457,791.66	24,457,791.66	70,583.33
21687AQ30	COÖPERATIEVE RABOBANK U.A., NEW YORK BRANCH	4.760	98.0238	03/03/2025	28,000,000.00	27,446,650.00	27,446,650.00	94,033.33
7426M2PK1	Private Export Funding Corporation	4.898	98.1200	02/19/2025	25,000,000.00	24,530,000.00	24,531,958.33	134,138.89
7426M2PK1	Private Export Funding Corporation	4.916	98.1200	02/19/2025	30,000,000.00	29,436,000.00	29,436,000.00	132,000.00
46651VFU5	J.P. Morgan Securities LLC	5.416	100.0000	02/10/2025	50,000,000.00	50,000,000.00	50,000,000.00	0.00
7426M2P54	Private Export Funding Corporation	4.855	98.3243	02/05/2025	25,000,000.00	24,581,076.39	24,581,076.39	72,569.45
64105GP40	Nestle Capital Corporation	4.856	98.3375	02/04/2025	22,750,000.00	22,371,781.25	22,371,781.25	78,045.14
7426M4P35	Private Export Funding Corporation	5.186	98.2500	02/03/2025	10,000,000.00	9,825,000.00	9,825,000.00	135,800.00
7426M2NX5	Private Export Funding Corporation	5.262	98.2683	01/31/2025	50,000,000.00	49,134,138.89	49,134,138.89	745,208.33
7426M2NV9	Private Export Funding Corporation	5.267	98.2933	01/29/2025	50,000,000.00	49,146,666.67	49,146,666.67	647,111.11
46651VFR2	J.P. Morgan Securities LLC	5.560	100.0000	01/23/2025	50,000,000.00	50,000,000.00	50,000,000.00	0.00
46651VFAQ	J.P. Morgan Securities LLC	5.520	100.0000	01/22/2025	50,000,000.00	50,000,000.00	50,000,000.00	0.00
7426M2N80	Private Export Funding Corporation	5.254	98.5947	01/08/2025	25,000,000.00	24,648,687.50	24,648,687.50	376,152.78
46651VFM3	J.P. Morgan Securities LLC	5.470	100.0000	01/03/2025	50,000,000.00	50,000,000.00	50,000,000.00	0.00
7426M2MT5	Private Export Funding Corporation	5.204	98.7820	12/27/2024	25,000,000.00	24,695,500.00	24,695,500.00	633,500.00
63763PMC0	National Securities Clearing Corporation	5.243	98.9840	12/12/2024	25,000,000.00	24,746,000.00	24,746,000.00	659,694.44
7426M2LL3	Private Export Funding Corporation	5.160	99.3056	11/20/2024	25,000,000.00	24,826,388.89	24,826,388.89	746,527.78
7426M2L66	Private Export Funding Corporation	5.358	99.4780	11/06/2024	25,000,000.00	24,869,500.00	24,869,500.00	503,875.00
03785DKN5	Apple Inc.	5.149	99.7043	10/22/2024	50,000,000.00	49,852,125.00	49,852,125.00	126,750.00
03785DKN5	Apple Inc.	5.149	99.7043	10/22/2024	50,000,000.00	49,852,125.00	49,852,125.00	126,750.00
7426M4KH9	Private Export Funding Corporation	5.211	99.7747	10/17/2024	25,000,000.00	24,943,666.67	24,943,666.67	661,916.67
6698M4KF8	Novartis Finance Corporation	5.083	99.8052	10/15/2024	50,000,000.00	49,902,583.33	49,902,583.33	90,458.33
6698M4KF8	Novartis Finance Corporation	5.083	99.8052	10/15/2024	37,700,000.00	37,626,547.83	37,626,547.83	62,959.00
77119LKF5	Roche Holdings, Inc.	4.970	99.8094	10/15/2024	30,000,000.00	29,942,833.34	29,942,833.34	57,166.67
63763PKB4	National Securities Clearing Corporation	4.969	99.8639	10/11/2024	20,000,000.00	19,972,777.78	19,972,777.78	38,111.11
77119LKF5	Roche Holdings, Inc.	4.978	99.9045	10/08/2024	50,000,000.00	49,952,263.89	49,952,263.89	95,472.22
93114EK89	Walmart Inc.	4.841	99.9071	10/08/2024	10,000,000.00	9,990,705.56	9,990,705.56	6,638.89
93114EK89	Walmart Inc.	4.841	99.9071	10/08/2024	50,000,000.00	49,953,527.79	49,953,527.78	33,194.46
89233GK70	Toyota Motor Credit Corporation	5.438	99.9112	10/07/2024	25,000,000.00	24,977,791.67	24,977,791.67	310,916.67
6698M4K76	Novartis Finance Corporation	5.164	99.9203	10/07/2024	25,000,000.00	24,980,083.34	24,978,791.67	64,916.67
6698M4K76	Novartis Finance Corporation	5.174	99.9203	10/07/2024	25,000,000.00	24,980,083.34	24,978,750.00	65,083.34
6698M4K76	Novartis Finance Corporation	4.843	99.9203	10/07/2024	23,600,000.00	23,581,198.67	23,581,198.67	34,469.11



6698M4K76	Novartis Finance Corporation	4.843	99.9203	10/07/2024	40,000,000.00	39,968,133.34	39,968,133.33	58,422.23
6698M4K43	Novartis Finance Corporation	4.853	99.9601	10/04/2024	44,150,000.00	44,132,376.79	44,132,376.79	70,492.83
14912DK40	Caterpillar Financial Services Corporation	4.860	99.9600	10/04/2024	50,000,000.00	49,980,000.00	49,980,000.00	26,666.67
6698M4K19	Novartis Finance Corporation	4.852	100.0000	10/01/2024	30,000,000.00	30,000,000.00	30,000,000.00	47,900.00
---	---	<b>5.104</b>	<b>99.4236</b>	<b>12/08/2024</b>	<b>1,301,200,000.00</b>	<b>1,293,622,650.40</b>	<b>1,293,621,983.71</b>	<b>7,165,753.59</b>

**Corporate  
CORP**

Cusip	Description	Yield	Market Price	Final Maturity	Par Value	Market Value	Book Value	Net Unrealized Gain/Loss
037833EH9	APPLE INC	4.155	91.6269	08/05/2028	9,500,000.00	8,704,555.50	8,581,708.89	158,165.50
037833ET3	APPLE INC	4.014	100.9079	05/10/2028	15,470,000.00	15,610,452.13	15,462,100.79	148,651.23
931142FB4	WALMART INC	4.249	100.4011	04/15/2028	5,000,000.00	5,020,055.00	4,943,230.30	79,505.00
037833EC0	APPLE INC	3.934	91.9562	02/08/2028	10,000,000.00	9,195,620.00	9,151,111.77	72,920.00
037833EC0	APPLE INC	3.693	91.9562	02/08/2028	5,000,000.00	4,597,810.00	4,610,218.19	(12,090.00)
037833DB3	APPLE INC	4.444	97.6619	09/12/2027	4,296,000.00	4,195,555.22	4,115,398.27	90,899.06
037833DB3	APPLE INC	3.620	97.6619	09/12/2027	25,000,000.00	24,415,475.00	24,501,208.49	(82,025.00)
931142EX7	WALMART INC	4.404	100.5887	09/09/2027	20,000,000.00	20,117,740.00	19,752,529.93	379,740.00
931142EX7	WALMART INC	4.326	100.5887	09/09/2027	3,770,000.00	3,792,193.99	3,731,295.83	63,098.49
594918CQ5	MICROSOFT CORP	3.994	99.2089	06/15/2027	6,441,000.00	6,390,045.25	6,343,829.02	50,941.87
594918CQ5	MICROSOFT CORP	3.718	99.2089	06/15/2027	5,000,000.00	4,960,445.00	4,959,258.13	2,095.00
037833CR9	APPLE INC	3.677	98.5493	05/11/2027	20,000,000.00	19,709,860.00	19,763,927.73	(51,340.00)
931142CH4	WALMART INC	3.581	104.9799	04/05/2027	3,351,000.00	3,517,876.45	3,533,916.75	(18,835.97)
771196BV3	ROCHE HOLDINGS INC	4.559	96.2845	03/10/2027	5,000,000.00	4,814,323.87	4,744,323.87	87,425.00
771196BV3	ROCHE HOLDINGS INC	4.326	96.2845	03/10/2027	25,000,000.00	24,071,125.00	23,850,026.32	298,625.00
771196BV3	ROCHE HOLDINGS INC	4.213	96.2845	03/10/2027	20,000,000.00	19,256,900.00	19,129,777.78	172,100.00
771196BV3	ROCHE HOLDINGS INC	4.128	96.2845	03/10/2027	5,710,000.00	5,497,844.95	5,472,370.57	35,887.35
037833CJ7	APPLE INC	4.528	99.0752	02/09/2027	4,700,000.00	4,656,534.40	4,579,680.45	118,637.40
037833CJ7	APPLE INC	4.797	99.0752	02/09/2027	5,000,000.00	4,953,760.00	4,841,516.25	128,810.00
037833CJ7	APPLE INC	3.970	99.0752	02/09/2027	5,000,000.00	4,953,760.00	4,931,053.11	25,910.00
037833CJ7	APPLE INC	4.004	99.0752	02/09/2027	10,000,000.00	9,907,520.00	9,854,642.94	59,630.00
037833CJ7	APPLE INC	3.748	99.0752	02/09/2027	10,000,000.00	9,907,520.00	9,910,877.24	(1,080.00)
771196BL5	ROCHE HOLDINGS INC	4.335	96.4118	01/28/2027	3,000,000.00	2,892,354.00	2,872,954.33	55,164.00
771196BL5	ROCHE HOLDINGS INC	4.325	96.4118	01/28/2027	3,000,000.00	2,892,354.00	2,873,609.81	54,324.00
771196BL5	ROCHE HOLDINGS INC	4.903	96.4118	01/28/2027	5,000,000.00	4,820,590.00	4,727,216.12	124,540.00
771196BL5	ROCHE HOLDINGS INC	3.876	96.4118	01/28/2027	24,000,000.00	23,138,832.00	23,206,185.00	(53,328.00)
771196BL5	ROCHE HOLDINGS INC	3.865	96.4118	01/28/2027	10,000,000.00	9,641,180.00	9,671,628.07	(25,420.00)
594918CG7	MICROSOFT CORP	4.560	98.9142	09/15/2026	14,108,000.00	13,954,815.34	13,810,281.37	269,208.86
037833DN7	APPLE INC	5.003	96.7199	09/11/2026	10,557,000.00	10,210,719.84	9,991,432.72	319,655.40
594918BR4	MICROSOFT CORP	4.510	97.5051	08/08/2026	11,846,000.00	11,550,454.15	11,408,812.16	183,032.55
594918BR4	MICROSOFT CORP	4.070	97.5051	08/08/2026	20,000,000.00	19,501,020.00	19,411,328.35	130,620.00
037833BZ2	APPLE INC	4.875	97.5453	08/04/2026	34,000,000.00	33,165,402.00	32,574,983.34	830,042.00
037833BZ2	APPLE INC	5.028	97.5453	08/04/2026	16,000,000.00	15,607,248.00	15,288,502.86	437,328.00
459058LE1	INTERNATIONAL BANK FOR RECONSTRUCTION AND DEV	4.764	101.3385	04/10/2026	20,000,000.00	20,267,700.00	19,996,039.45	272,900.00
459058LE1	INTERNATIONAL BANK FOR RECONSTRUCTION AND DEV	4.764	101.3385	04/10/2026	50,000,000.00	50,669,250.00	49,990,098.63	682,250.00
037833BY5	APPLE INC	4.412	99.0714	02/23/2026	10,000,000.00	9,907,140.00	9,846,935.20	143,340.00
037833BY5	APPLE INC	4.411	99.0714	02/23/2026	436,000.00	431,951.30	429,329.20	6,245.26
771196BJ0	ROCHE HOLDINGS INC	4.882	98.7115	11/10/2025	3,300,000.00	3,257,479.50	3,234,672.05	56,842.50
931142EW9	WALMART INC	4.019	99.7800	09/09/2025	1,984,000.00	1,979,635.20	1,981,827.74	(2,122.88)
931142ED1	WALMART INC	4.214	99.4411	06/26/2025	1,668,000.00	1,658,677.55	1,659,986.08	(1,099.21)
742651DW9	PRIVATE EXPORT FUNDING CORP	4.202	99.1805	06/15/2025	23,790,000.00	23,595,040.95	23,633,270.95	(31,521.75)
037833BG4	APPLE INC	5.252	99.2487	05/13/2025	27,608,000.00	27,400,581.10	27,272,028.40	305,537.74

037833DT4	APPLE INC	5.290	97.9483	05/11/2025	25,096,000.00	24,581,105.37	24,484,119.02	441,513.93
037833DT4	APPLE INC	5.271	97.9483	05/11/2025	28,421,000.00	27,837,886.34	27,731,153.33	492,052.77
037833DT4	APPLE INC	5.192	97.9483	05/11/2025	10,000,000.00	9,794,830.00	9,760,795.00	139,630.00
037833DT4	APPLE INC	5.283	97.9483	05/11/2025	6,487,000.00	6,353,906.22	6,328,451.17	93,302.52
037833DT4	APPLE INC	5.230	97.9483	05/11/2025	44,549,000.00	43,634,988.17	43,473,354.96	573,479.28
771196BT8	ROCHE HOLDINGS INC	5.173	98.8852	03/10/2025	4,130,000.00	4,083,958.76	4,076,786.16	67,038.16
037833DF4	APPLE INC	5.294	99.3991	01/13/2025	25,000,000.00	24,849,775.00	24,824,500.00	140,025.00
037833DF4	APPLE INC	5.029	99.3991	01/13/2025	10,000,000.00	9,939,910.00	9,936,300.00	23,210.00
---	---	<b>4.568</b>	<b>98.3377</b>	<b>07/02/2026</b>	<b>667,218,000.00</b>	<b>655,865,657.67</b>	<b>651,260,584.08</b>	<b>7,535,460.05</b>

**MM Fund  
MMFUND**

Cusip	Description	Yield	Market Price	Final Maturity	Par Value	Market Value	Book Value	Net Unrealized Gain/Loss
949921126	ALLSPRING:GOVT MM SEL	4.850	1.0000	09/30/2024	1,000,000.00	1,000,000.00	1,000,000.00	0.00
949921126	ALLSPRING:GOVT MM SEL	4.850	1.0000	09/30/2024	70,000,000.00	70,000,000.00	70,000,000.00	0.00
949921126	ALLSPRING:GOVT MM SEL	4.850	1.0000	09/30/2024	100,000,000.00	100,000,000.00	100,000,000.00	0.00
949921126	ALLSPRING:GOVT MM SEL	4.850	1.0000	09/30/2024	100,000,000.00	100,000,000.00	100,000,000.00	0.00
608919718	FEDERATED HRMS GV O PRMR	4.850	1.0000	09/30/2024	100,000,000.00	100,000,000.00	100,000,000.00	0.00
608919718	FEDERATED HRMS GV O PRMR	4.850	1.0000	09/30/2024	23,000,000.00	23,000,000.00	23,000,000.00	0.00
608919718	FEDERATED HRMS GV O PRMR	4.850	1.0000	09/30/2024	94,000,000.00	94,000,000.00	94,000,000.00	0.00
31607A703	FIDELITY IMM:GOVT INSTL	4.890	1.0000	09/30/2024	59,000,000.00	59,000,000.00	59,000,000.00	0.00
31607A703	FIDELITY IMM:GOVT INSTL	4.890	1.0000	09/30/2024	150,000,000.00	150,000,000.00	150,000,000.00	0.00
31607A703	FIDELITY IMM:GOVT INSTL	4.890	1.0000	09/30/2024	120,000,000.00	120,000,000.00	120,000,000.00	0.00
665278404	NORTHERN INST:US GVT SHS	4.770	1.0000	09/30/2024	50,047,895.00	50,047,895.00	50,047,895.00	0.00
665278404	NORTHERN INST:US GVT SHS	4.770	1.0000	09/30/2024	47,743,875.83	47,743,875.83	47,743,875.83	0.00
85749T517	SS INST INV:US GV MM OPP	4.920	1.0000	09/30/2024	180,000,000.00	180,000,000.00	180,000,000.00	0.00
85749T517	SS INST INV:US GV MM OPP	4.920	1.0000	09/30/2024	130,000,000.00	130,000,000.00	130,000,000.00	0.00
85749T517	SS INST INV:US GV MM OPP	4.920	1.0000	09/30/2024	60,000,000.00	60,000,000.00	60,000,000.00	0.00
69347S	PNC BANK DEPOSIT	5.170	1.0000	09/30/2024	25,000,000.00	25,000,000.00	25,000,000.00	0.00
4812CA538	JPMORGAN:US GVT MM EMPWR	4.820	1.0000	09/30/2024	1,000,000.00	1,000,000.00	1,000,000.00	0.00
---	---	<b>4.880</b>	<b>1.0000</b>	<b>09/30/2024</b>	<b>1,310,791,770.83</b>	<b>1,310,791,770.83</b>	<b>1,310,791,770.83</b>	<b>0.00</b>

**Muni**

**MUNI**

Cusip	Description	Yield	Market Price	Final Maturity	Par Value	Market Value	Book Value	Net Unrealized Gain/Loss
60412AR54	MINNESOTA ST	4.051	101.4830	08/01/2028	1,250,000.00	1,268,537.50	1,250,000.00	18,537.50
419792M29	HAWAII ST	4.513	103.3150	10/01/2027	5,000,000.00	5,165,750.00	5,066,674.57	81,600.00
13063D3N6	CALIFORNIA STATE	4.847	102.5090	03/01/2027	9,300,000.00	9,533,337.00	9,300,000.00	233,337.00
13063EBN5	CALIFORNIA STATE	5.096	102.9690	09/01/2026	30,000,000.00	30,890,700.00	30,217,517.32	621,600.00
93974EYC4	WASHINGTON ST	3.370	99.3840	08/01/2026	20,825,000.00	20,696,718.00	20,825,000.00	(128,282.00)
419792A89	HAWAII ST	1.033	98.7170	10/01/2025	12,775,000.00	12,611,096.75	12,989,170.67	(1,014,718.25)
419792D45	HAWAII ST	1.033	97.0510	10/01/2025	3,660,000.00	3,552,066.60	3,660,000.00	(107,933.40)
419792F92	HAWAII ST	1.033	97.5170	08/01/2025	6,250,000.00	6,094,812.50	6,250,000.00	(155,187.50)
802498Y22	SANTA MONICA-MALIBU UNIFIED SCHOOL FACILITY IMP	0.669	97.0610	08/01/2025	1,000,000.00	970,610.00	1,000,000.00	(29,390.00)
56781RKT3	MARIN CALIF CMNTY COLLEGE DIST	0.763	97.0490	08/01/2025	1,065,000.00	1,033,571.85	1,065,000.00	(31,428.15)
074437HB3	BEAUMONT CALIF UNI SCH DIST	1.109	97.1090	08/01/2025	500,000.00	485,545.00	500,000.00	(14,455.00)
7994082E8	SAN RAMON VALLEY CALIF UNI SCH DIST	0.967	97.3740	08/01/2025	4,505,000.00	4,386,698.70	4,505,000.00	(118,301.30)
93974EYB6	WASHINGTON ST	3.350	99.3790	08/01/2025	10,065,000.00	10,002,496.35	10,065,000.00	(62,503.65)
60412AR21	MINNESOTA ST	4.593	100.3840	08/01/2025	500,000.00	501,920.00	500,000.00	1,920.00



358233DW1	FRESNO CALIF UNI SCH DIST	4.622	100.4170	08/01/2025	320,000.00	321,334.40	320,000.00	1,334.40
797356NV0	SAN DIEGO CALIF UNI SCH DIST	4.454	100.0390	07/01/2025	22,570,000.00	22,578,802.30	22,570,000.00	8,802.30
419792A71	HAWAII ST	0.713	99.9520	10/01/2024	10,000,000.00	9,995,200.00	10,000,000.00	(4,800.00)
419792D37	HAWAII ST	0.713	99.9890	10/01/2024	2,500,000.00	2,499,725.00	2,500,000.00	(275.00)
882724XK8	TEXAS ST	0.794	99.9920	10/01/2024	5,810,000.00	5,809,535.20	5,810,000.00	(464.80)
358233DV3	FRESNO CALIF UNI SCH DIST	5.478	100.0020	10/01/2024	9,000,000.00	9,000,180.00	9,000,000.00	180.00
---	---	<b>3.355</b>	<b>100.3237</b>	<b>12/21/2025</b>	<b>156,895,000.00</b>	<b>157,398,637.15</b>	<b>157,393,362.56</b>	<b>(700,427.85)</b>

**Mutual Fund  
Open-End Fund**

Cusip	Description	Yield	Market Price	Final Maturity	Par Value	Market Value	Book Value	Net Unrealized Gain/Loss
CLTRSF	CALTRUST	4.980	1.0086	---	93,213,169.12	94,017,200.84	94,017,200.84	(0.00)
<b>CLTRSF</b>	<b>CALTRUST</b>	<b>4.980</b>	<b>1.0086</b>	<b>---</b>	<b>93,213,169.12</b>	<b>94,017,200.84</b>	<b>94,017,200.84</b>	<b>(0.00)</b>

**Non-US Gov  
SUPRANATIONAL**

Cusip	Description	Yield	Market Price	Final Maturity	Par Value	Market Value	Book Value	Net Unrealized Gain/Loss
459058LG6	INTERNATIONAL BANK FOR RECONSTRUCTION AND DEV	5.590	100.1061	05/15/2028	10,000,000.00	10,010,610.00	10,016,404.38	(6,390.00)
459058LG6	INTERNATIONAL BANK FOR RECONSTRUCTION AND DEV	5.584	100.1061	05/15/2028	10,000,000.00	10,010,610.00	10,015,655.26	(5,590.00)
459058LG6	INTERNATIONAL BANK FOR RECONSTRUCTION AND DEV	5.601	100.1061	05/15/2028	10,000,000.00	10,010,610.00	10,013,746.46	(3,490.00)
459058LG6	INTERNATIONAL BANK FOR RECONSTRUCTION AND DEV	5.096	100.1061	05/15/2028	5,000,000.00	5,005,305.00	5,005,972.89	(695.00)
45950VTB2	INTERNATIONAL FINANCE CORPORATION	4.476	102.6181	03/15/2028	40,000,000.00	41,047,248.00	40,000,000.00	1,047,248.00
45906M5B3	INTERNATIONAL BANK FOR RECONSTRUCTION AND DEV	5.250	100.2860	03/14/2028	25,000,000.00	25,071,500.00	25,000,000.00	71,500.00
45906M4Z1	INTERNATIONAL BANK FOR RECONSTRUCTION AND DEV	5.274	100.3431	02/28/2028	25,000,000.00	25,085,770.00	25,000,000.00	85,770.00
45950VTK2	INTERNATIONAL FINANCE CORP	4.841	102.8308	03/23/2027	15,000,000.00	15,424,620.15	15,000,000.00	424,620.15
45950VSW7	INTERNATIONAL FINANCE CORP	4.430	101.8238	02/22/2027	50,000,000.00	50,911,916.50	50,000,000.00	911,916.50
45950VRX6	INTERNATIONAL FINANCE CORP	4.077	100.8413	02/01/2027	25,000,000.00	25,210,331.00	24,959,030.06	279,831.00
45950VSY3	INTERNATIONAL FINANCE CORPORATION	4.644	100.6806	02/26/2026	25,000,000.00	25,170,138.00	25,000,000.00	170,138.00
459515AX0	INTERNATIONAL FINANCE CORP	4.953	98.6874	01/22/2025	50,000,000.00	49,343,700.00	49,257,652.78	1,590,450.00
45950VRA6	INTERNATIONAL FINANCE CORP	1.099	98.8406	01/21/2025	25,000,000.00	24,710,140.75	24,995,580.29	(246,609.25)
459515AH5	INTERNATIONAL FINANCE CORP	4.944	98.8481	01/08/2025	25,000,000.00	24,712,025.00	24,674,812.50	795,983.33
459058DX8	INTERNATIONAL BANK FOR RECONSTRUCTION AND DEV	5.197	99.6389	11/25/2024	25,000,000.00	24,909,725.00	24,902,454.99	549,975.00
459516P46	INTERNATIONAL FINANCE CORP	5.190	99.4988	11/13/2024	50,000,000.00	49,749,400.00	49,701,388.89	277,177.78
45950VQL3	INTERNATIONAL FINANCE CORP	0.719	99.6894	10/29/2024	25,000,000.00	24,922,348.00	24,999,263.59	(48,827.00)
45950KCR9	INTERNATIONAL FINANCE CORP	5.358	99.8449	10/16/2024	25,000,000.00	24,961,225.00	24,960,601.85	812,225.00
45818KK76	INTER-AMERICAN DEVELOPMENT BANK	4.972	99.8367	10/15/2024	50,000,000.00	49,918,350.00	49,903,750.00	138,350.00
---	---	<b>4.535</b>	<b>100.2339</b>	<b>03/05/2026</b>	<b>515,000,000.00</b>	<b>516,185,572.40</b>	<b>513,406,313.95</b>	<b>6,843,583.51</b>

**Repo  
REPO**

Cusip	Description	Yield	Market Price	Final Maturity	Par Value	Market Value	Book Value	Net Unrealized Gain/Loss
RP10012024493	RIVCO_JEFFERIES REPO	4.930	100.0000	10/01/2024	800,000,000.00	800,000,000.00	800,000,000.00	0.00
<b>RP10012024493</b>	<b>RIVCO_JEFFERIES REPO</b>	<b>4.930</b>	<b>100.0000</b>	<b>10/01/2024</b>	<b>800,000,000.00</b>	<b>800,000,000.00</b>	<b>800,000,000.00</b>	<b>0.00</b>

**US Gov**

<b>T-BILL</b>								
<b>Cusip</b>	<b>Description</b>	<b>Yield</b>	<b>Market Price</b>	<b>Final Maturity</b>	<b>Par Value</b>	<b>Market Value</b>	<b>Book Value</b>	<b>Net Unrealized Gain/Loss</b>
912797LW5	UNITED STATES TREASURY	4.185	96.9176	07/10/2025	50,000,000.00	48,458,791.50	48,424,755.83	145,755.11
912797MT1	UNITED STATES TREASURY	4.407	98.0508	03/13/2025	50,000,000.00	49,025,396.00	49,035,515.42	13,548.91
912797MM6	UNITED STATES TREASURY	4.469	98.1172	03/06/2025	25,000,000.00	24,529,291.75	24,531,891.56	21,405.75
912797MM6	UNITED STATES TREASURY	4.450	98.1172	03/06/2025	15,000,000.00	14,717,575.05	14,720,175.11	6,368.69
912797MJ3	UNITED STATES TREASURY	4.947	98.4391	02/06/2025	25,000,000.00	24,609,777.75	24,576,462.22	195,451.08
912797MJ3	UNITED STATES TREASURY	4.866	98.4391	02/06/2025	30,000,000.00	29,531,733.30	29,498,752.00	158,293.30
912797MJ3	UNITED STATES TREASURY	4.573	98.4391	02/06/2025	50,000,000.00	49,219,555.50	49,211,920.00	75,361.12
---	<b>UNITED STATES TREASURY</b>	<b>4.517</b>	<b>98.0001</b>	<b>03/21/2025</b>	<b>245,000,000.00</b>	<b>240,092,120.85</b>	<b>239,999,472.15</b>	<b>616,183.96</b>

<b>US Gov</b>								
<b>US GOV</b>								
<b>Cusip</b>	<b>Description</b>	<b>Yield</b>	<b>Market Price</b>	<b>Final Maturity</b>	<b>Par Value</b>	<b>Market Value</b>	<b>Book Value</b>	<b>Net Unrealized Gain/Loss</b>
91282CLC3	UNITED STATES TREASURY	4.081	101.9063	07/31/2029	10,000,000.00	10,190,625.00	9,964,905.36	226,953.12
91282CCY5	UNITED STATES TREASURY	3.548	91.3750	09/30/2028	7,000,000.00	6,396,250.00	6,405,407.26	(8,750.00)
9128284V9	UNITED STATES TREASURY	4.146	97.4375	08/15/2028	20,000,000.00	19,487,500.00	19,102,488.15	425,000.00
91282CHK0	UNITED STATES TREASURY	4.125	101.5000	06/30/2028	25,000,000.00	25,375,000.00	24,895,435.65	514,648.44
91282CFZ9	UNITED STATES TREASURY	3.840	100.8750	11/30/2027	15,000,000.00	15,131,250.00	15,014,638.69	108,398.44
91282CFZ9	UNITED STATES TREASURY	4.048	100.8750	11/30/2027	25,000,000.00	25,218,750.00	24,875,677.70	393,554.69
912810FB9	UNITED STATES TREASURY	4.003	107.3750	11/15/2027	15,000,000.00	16,106,250.00	15,892,582.42	(318,750.00)
91282CFH9	UNITED STATES TREASURY	3.269	98.7656	08/31/2027	5,000,000.00	4,938,281.25	4,980,766.53	(28,710.94)
912810FA1	UNITED STATES TREASURY	3.247	107.5156	08/15/2027	15,000,000.00	16,127,343.75	16,234,224.96	(1,006,640.63)
912810FA1	UNITED STATES TREASURY	3.483	107.5156	08/15/2027	15,000,000.00	16,127,343.75	16,134,385.37	(829,687.50)
91282CEW7	UNITED STATES TREASURY	3.109	99.1563	06/30/2027	15,000,000.00	14,873,437.50	15,053,313.37	(220,898.44)
91282CEW7	UNITED STATES TREASURY	3.213	99.1563	06/30/2027	15,000,000.00	14,873,437.50	15,013,931.41	(151,171.88)
912828ZS2	UNITED STATES TREASURY	2.845	92.2188	05/31/2027	20,000,000.00	18,443,750.00	18,844,302.78	614,843.75
91282CEF4	UNITED STATES TREASURY	2.502	97.4375	03/31/2027	25,000,000.00	24,359,375.00	24,999,025.58	(638,671.88)
91282CEF4	UNITED STATES TREASURY	2.503	97.4375	03/31/2027	25,000,000.00	24,359,375.00	24,998,051.15	(636,718.75)
912810EZ7	UNITED STATES TREASURY	3.048	107.0000	02/15/2027	15,000,000.00	16,050,000.00	16,180,226.39	(1,198,828.13)
912810EY0	UNITED STATES TREASURY	4.205	106.0938	11/15/2026	25,000,000.00	26,523,437.50	26,106,923.15	(613,281.25)
91282CDG3	UNITED STATES TREASURY	2.884	94.9844	10/31/2026	10,000,000.00	9,498,437.50	9,659,356.12	240,234.37
91282CCZ2	UNITED STATES TREASURY	0.982	94.7188	09/30/2026	20,000,000.00	18,943,750.00	19,958,413.30	(952,083.60)
91282CCZ2	UNITED STATES TREASURY	2.540	94.7188	09/30/2026	15,000,000.00	14,207,812.50	14,531,824.54	264,257.81
91282CCW9	UNITED STATES TREASURY	0.832	94.6563	08/31/2026	25,000,000.00	23,664,062.50	24,961,878.95	(1,236,353.75)
91282CCW9	UNITED STATES TREASURY	0.902	94.6563	08/31/2026	25,000,000.00	23,664,062.50	24,929,162.37	(1,153,320.31)
91282CCJ8	UNITED STATES TREASURY	0.882	95.2656	06/30/2026	20,000,000.00	19,053,125.00	19,997,614.93	(940,041.80)
91282CCJ8	UNITED STATES TREASURY	0.906	95.2656	06/30/2026	35,000,000.00	33,342,968.75	34,981,389.01	(1,603,710.94)
91282CBT7	UNITED STATES TREASURY	0.715	95.6406	03/31/2026	25,000,000.00	23,910,156.25	25,012,871.53	(1,128,906.25)
91282CBQ3	UNITED STATES TREASURY	0.591	95.5000	02/28/2026	20,000,000.00	19,100,000.00	19,974,731.43	(810,508.60)
912828P46	UNITED STATES TREASURY	0.799	97.0781	02/15/2026	10,000,000.00	9,707,812.50	10,111,130.84	(693,747.50)
912828P46	UNITED STATES TREASURY	0.670	97.0781	02/15/2026	10,000,000.00	9,707,812.50	10,128,968.79	(758,203.13)
91282CBH3	UNITED STATES TREASURY	2.447	95.5469	01/31/2026	15,000,000.00	14,332,031.25	14,606,983.88	469,921.87
91282CBH3	UNITED STATES TREASURY	0.586	95.5469	01/31/2026	10,000,000.00	9,554,687.50	9,972,311.10	(342,578.13)
91282CBH3	UNITED STATES TREASURY	0.593	95.5469	01/31/2026	10,000,000.00	9,554,687.50	9,971,389.73	(339,453.13)
91282CBC4	UNITED STATES TREASURY	0.700	95.7813	12/31/2025	25,000,000.00	23,945,312.50	24,900,232.06	(707,031.25)
91282CAM3	UNITED STATES TREASURY	3.950	96.3750	09/30/2025	25,000,000.00	24,093,750.00	24,104,745.37	23,437.50
91282CAM3	UNITED STATES TREASURY	0.815	96.3750	09/30/2025	25,000,000.00	24,093,750.00	24,861,802.70	(351,562.50)
91282CAM3	UNITED STATES TREASURY	0.950	96.3750	09/30/2025	25,000,000.00	24,093,750.00	24,829,167.93	(229,492.19)
91282CFK2	UNITED STATES TREASURY	4.126	99.5313	09/15/2025	50,000,000.00	49,765,625.00	49,709,705.61	74,218.75
91282CFK2	UNITED STATES TREASURY	4.126	99.5313	09/15/2025	50,000,000.00	49,765,625.00	49,709,705.61	74,218.75



91282CFK2	UNITED STATES TREASURY	3.940	99.5313	09/15/2025	15,000,000.00	14,929,687.50	14,938,594.42	(8,203.13)
9128284Z0	UNITED STATES TREASURY	4.241	98.8281	08/31/2025	50,000,000.00	49,414,062.50	49,338,595.92	126,953.12
91282CAB7	UNITED STATES TREASURY	0.675	96.8906	07/31/2025	25,000,000.00	24,222,656.25	24,913,149.76	(314,453.13)
9128284R8	UNITED STATES TREASURY	2.799	99.1094	05/31/2025	15,000,000.00	14,866,406.25	15,007,165.27	(166,992.19)
912828ZL7	UNITED STATES TREASURY	5.052	97.7500	04/30/2025	50,000,000.00	48,875,000.00	48,699,778.95	1,259,765.62
912828ZL7	UNITED STATES TREASURY	0.445	97.7500	04/30/2025	15,000,000.00	14,662,500.00	14,994,000.41	(294,140.63)
91282CGX3	UNITED STATES TREASURY	5.160	99.7344	04/30/2025	25,000,000.00	24,933,593.75	24,821,160.09	248,046.87
91282CEH0	UNITED STATES TREASURY	2.647	99.1250	04/15/2025	10,000,000.00	9,912,500.00	9,998,879.23	(81,250.00)
912828ZF0	UNITED STATES TREASURY	0.647	98.0938	03/31/2025	25,000,000.00	24,523,437.50	24,982,081.26	(332,031.25)
912828ZF0	UNITED STATES TREASURY	0.619	98.0938	03/31/2025	25,000,000.00	24,523,437.50	24,985,401.35	(359,375.00)
912828ZC7	UNITED STATES TREASURY	0.540	98.6406	02/28/2025	10,000,000.00	9,864,062.50	10,023,776.33	(367,187.50)
91282CGG0	UNITED STATES TREASURY	4.754	99.8125	01/31/2025	15,000,000.00	14,971,875.00	14,969,614.27	63,281.25
912828YV6	UNITED STATES TREASURY	1.747	99.4531	11/30/2024	25,000,000.00	24,863,281.25	24,990,177.76	158,203.12
912828YM6	UNITED STATES TREASURY	5.331	99.7031	10/31/2024	10,000,000.00	9,970,312.50	9,969,746.85	310,156.25
91282CFQ9	UNITED STATES TREASURY	5.313	99.9531	10/31/2024	15,000,000.00	14,992,968.75	14,988,837.63	118,359.37
---	<b>UNITED STATES TREASURY</b>	<b>2.693</b>	<b>98.3930</b>	<b>04/28/2026</b>	<b>1,072,000,000.00</b>	<b>1,054,106,406.25</b>	<b>1,069,230,631.23</b>	<b>(13,108,282.22)</b>

**Summary**

<b>Cusip</b>	<b>Description</b>	<b>Yield</b>	<b>Market Price</b>	<b>Final Maturity</b>	<b>Par Value</b>	<b>Market Value</b>	<b>Book Value</b>	<b>Net Unrealized Gain/Loss</b>
---	---	<b>4.222</b>	<b>89.8391</b>	<b>01/11/2026</b>	<b>14,853,535,172.51</b>	<b>14,741,058,422.28</b>	<b>14,769,116,573.98</b>	<b>17,038,729.03</b>