

**SUBMITTAL TO THE BOARD OF SUPERVISORS
COUNTY OF RIVERSIDE, STATE OF CALIFORNIA**



**ITEM: 2.15
(ID # 26825)**

MEETING DATE:
Tuesday, January 07, 2025


FROM : TREASURER-TAX COLLECTOR

SUBJECT: TREASURER-TAX COLLECTOR: Receive and File the Treasurer's Monthly Disclosure Report on Investments dated November, 2024, All Districts. [\$0]

RECOMMENDED MOTION: That the Board of Supervisors:

1. Receives and files the 'Monthly Disclosure Report on Investments dated November, 2024.

ACTION:Consent


Matthew Jennings, Treasurer-Tax Collector 12/24/2024

MINUTES OF THE BOARD OF SUPERVISORS

On motion of Supervisor Spiegel, seconded by Supervisor Medina and duly carried, IT WAS ORDERED that the above matter is received and filed as recommended.

Ayes: Medina, Spiegel, Perez and Gutierrez
Nays: None
Absent: Washington
Date: January 7, 2025
xc: Treasurer

Kimberly A. Rector
Clerk of the Board

By: 
Deputy

**SUBMITTAL TO THE BOARD OF SUPERVISORS COUNTY OF RIVERSIDE,
STATE OF CALIFORNIA**

FINANCIAL DATA	Current Fiscal Year:	Next Fiscal Year:	Total Cost:	Ongoing Cost
COST	\$ 0	\$ 0	\$ 0	\$ 0
NET COUNTY COST	\$ 0	\$ 0	\$ 0	\$ 0
SOURCE OF FUNDS: NA			Budget Adjustment:	No
			For Fiscal Year:	2024-2025

C.E.O. RECOMMENDATION: Approve

BACKGROUND:

Summary

The County Treasurer -Tax Collector is submitting the above noted report to the County Board of Supervisors in keeping with Section 53607 of the California Government Code, which requires a quarterly report on the status of investments. The practice has been to provide the Board with a monthly report. The report gives various statistics on the portfolio as to overall composition, liquidity, credit quality on the various securities and provides several trends on earnings performance, average weighted maturity, and the portfolio's 'paper loss or gain'.



County of Riverside

TREASURER-TAX COLLECTOR'S
POOLED INVESTMENT FUND
NOVEMBER 2024 REPORT



Election Shock Jolts Market



The national election, with Republicans picking up majority control, was the center of everyone's attention in early November. Market participants expect strong future growth in the U.S. economy due to less regulation and lower taxes. On the other hand, tariffs are expected to lift import costs, which could drive headline inflation higher and limit the Fed's motivation to cut rates further.

On November 7, the Fed cut the Federal Funds rate by 25 basis points but cautioned the markets regarding the expected pace of future cuts. The cut brought the Federal Funds rate to a range of 4.50% - 4.75%, with most very short maturity money market securities trading in the 4.55% - 4.60% range after the move. Anticipation of another cut in December decreased over the month but was still viewed as more likely than not by month end. Lower short-term rates reduce the income earned by investors like the Treasurer's Pooled Investment Fund.

Economic news was mixed, starting with a disappointing jobs report revealing the U.S. economy only added 12,000 jobs. Massive hurricane damage in the eastern coastal area as well as the strike at Boeing accounted for much of the drop. Here in the Riverside metro area, employment rose 1.4% from a year ago, as jobs added to Leisure and Hospitality (+6.2%) and Government (+3.5%) offset fewer jobs added in Manufacturing (-3.8%) Construction (-2.2%) and Information (-2.3) sectors. The national unemployment rate remained at 4.1%.

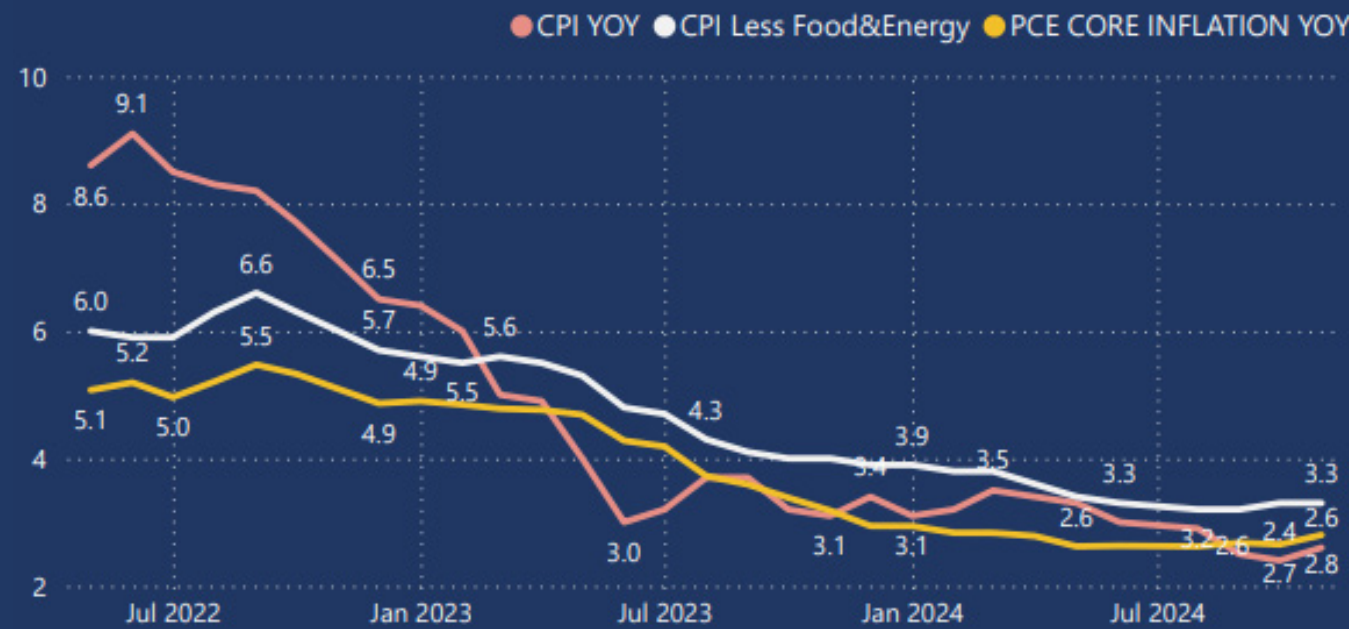
Initial Jobless Claims by Month-Year



Source: Department of Labor

The core consumer price index (CPI ex food and energy) rose 0.3% month over month. Then the Consumer Confidence index jumped to 111.7, the highest level in over a year. This measure is significant to the markets because the consumer drives two-thirds of the economy.

Inflation



Source: CPI YoY (Bureau of Labor and Statistics)

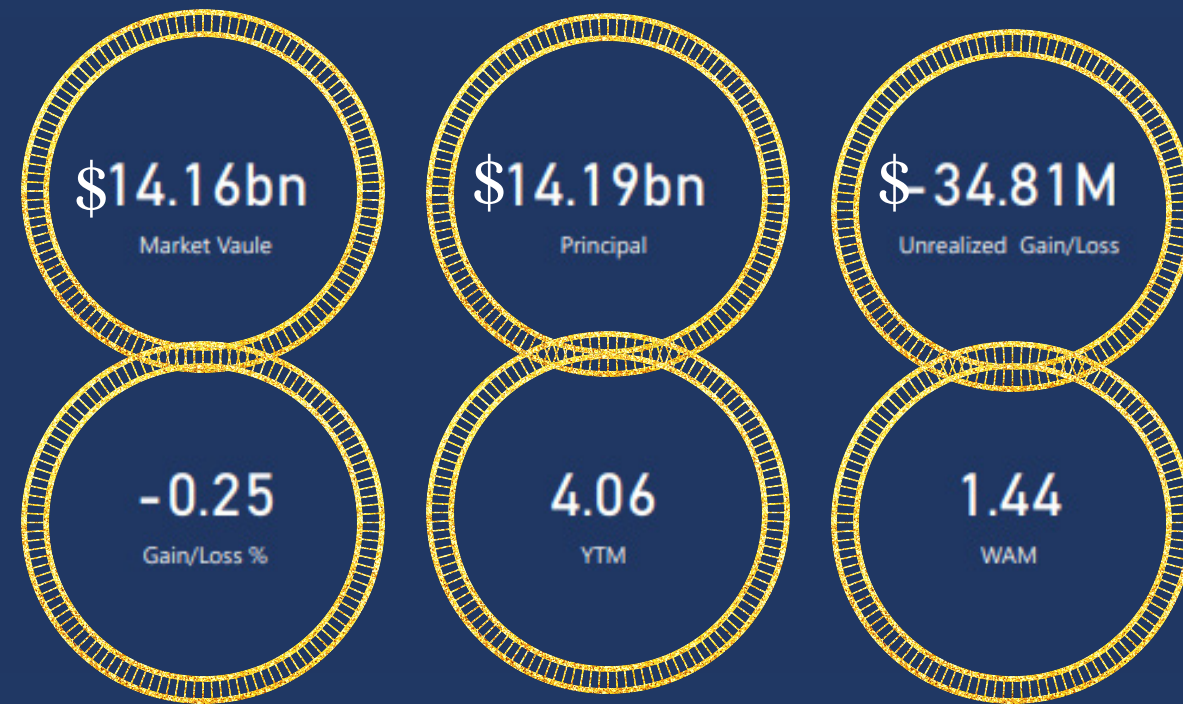
In Treasury markets, the 2-year note began the month at a yield of 4.21% and ended the month at 4.15%. The 5-year note began the month at a yield of 4.22% and ended the month at 4.05%. In the equity market, the Dow Jones Industrial Average began the month at 42,000 and ended the month at 44,900.



INVESTMENT RESULTS

Objective

The Fund seeks to safeguard the principal of the funds under the Treasurer's control, meet the liquidity needs of the depositors, and to maximize a return on the funds within the given parameters. The Fund invests exclusively in high-quality, short-term securities maturing within 5 years. The Fund is comprised of contributions from the county, schools, special districts, and other discretionary depositors throughout the County of Riverside. The Fund is in full compliance with the Treasurer-Tax Collector Statement of Policy and California Government Code.

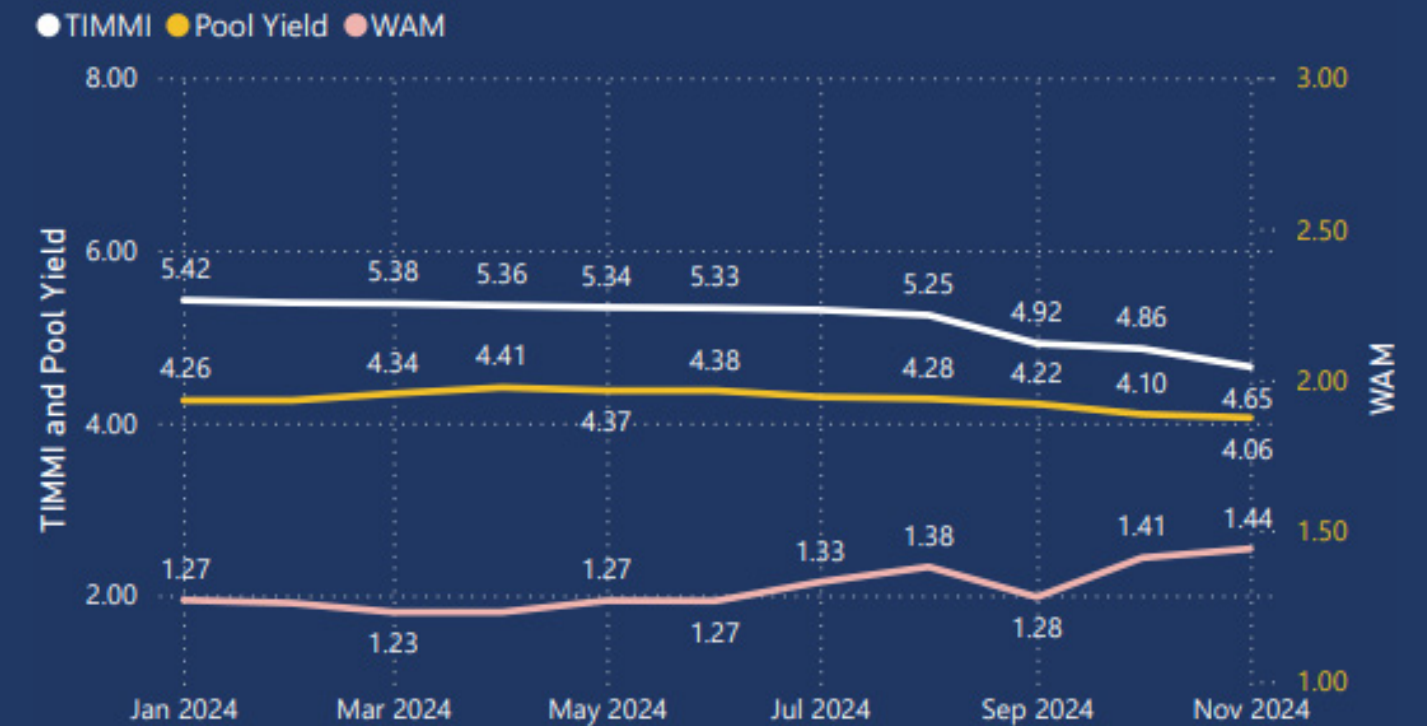


Rated Aaa -bf by Moody's Investor Services and AA Af/S1 by Fitch Ratings, two of the nation's most trusted bond credit rating services.

Historical Fund Size



Purchase Yield vs TIMMI Index

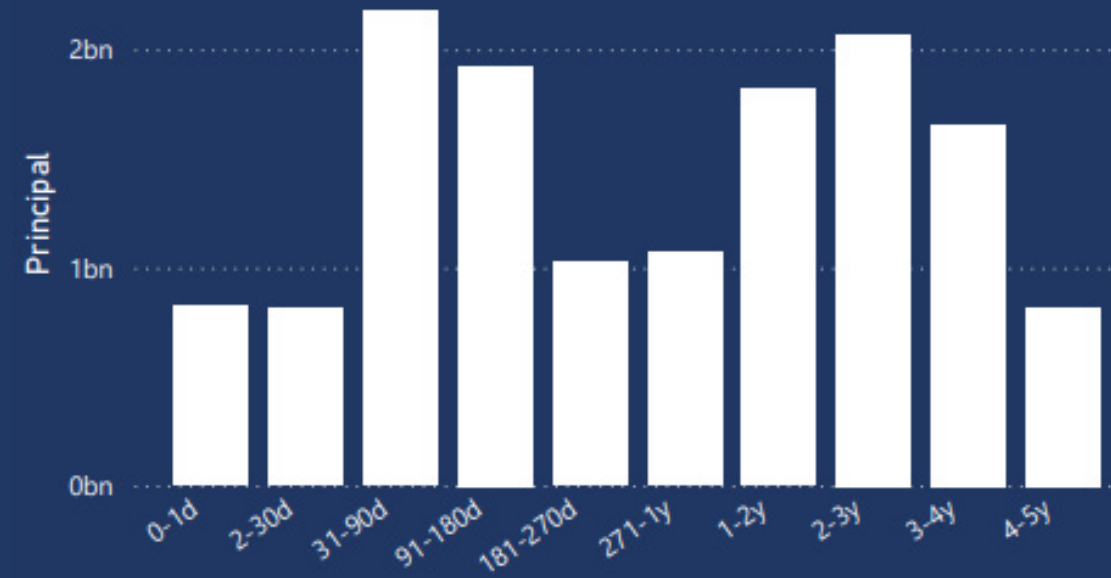


SUMMARY

Top Holdings (USD)

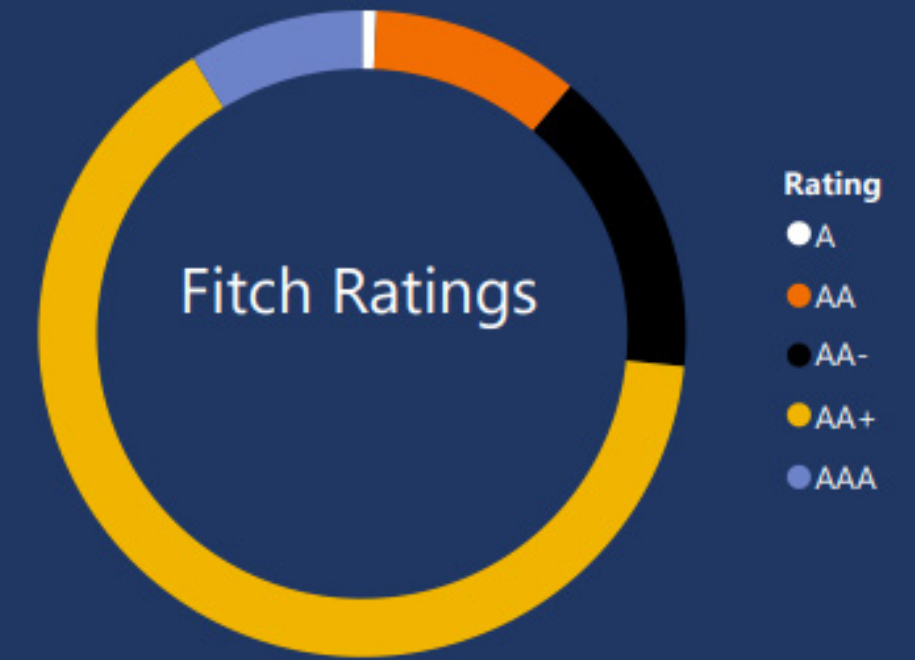
Federal Home Loan Banks	2,407,375,538.17
United States Department of The Treasury	1,818,673,113.89
Federal Farm Credit Banks Funding Corporat...	1,684,538,644.36
Federal National Mortgage Association	1,318,068,820.90
Federal Home Loan Mortgage Corporation	1,165,090,279.24
Bank of America, National Association	540,000,000.00
National Securities Clearing Corporation	459,451,409.56
Apple Inc.	418,796,134.05
Private Export Funding Corporation	402,693,255.76
J.P. Morgan Securities LLC	350,000,000.00

Principal by Maturity



Cash Flows

Month-Year	Projected Receipts	Projected Maturities	Projected Payments	Net Cash
Dec-24	3,082,853,887.37	1,541,967,760.02	1,933,734,096.62	2,691,087,550.77
Jan-25	1,905,008,094.24	1,568,605,532.74	3,521,060,431.09	-47,446,804.11
Feb-25	2,106,372,694.26	609,077,578.47	2,756,858,002.61	-41,407,729.88
Mar-25	3,334,693,916.49	407,316,996.72	3,227,098,158.27	514,912,754.94
Apr-25	4,276,864,791.31	154,732,031.25	3,329,349,353.84	1,102,247,468.72
May-25	2,091,596,128.75	1,446,128,834.62	3,221,400,211.92	316,324,751.44
Jun-25	2,065,389,504.19	309,189,674.26	2,478,517,035.82	-103,937,857.37
Jul-25	1,884,542,859.98	302,861,984.31	3,251,607,021.49	-1,064,202,177.20
Aug-25	2,049,567,024.73	365,305,254.54	2,391,425,863.98	23,446,415.29
Sep-25	2,707,166,272.20	315,610,812.58	2,157,922,063.08	864,855,021.70
Oct-25	2,235,729,242.14	340,967,870.98	3,438,856,072.99	-862,158,959.87
Nov-25	2,310,713,064.85	351,359,615.44	1,898,142,561.71	763,930,118.58
Total	30,050,497,480.52	7,713,123,945.93	33,605,970,873.43	4,157,650,553.02



Holdings Summary

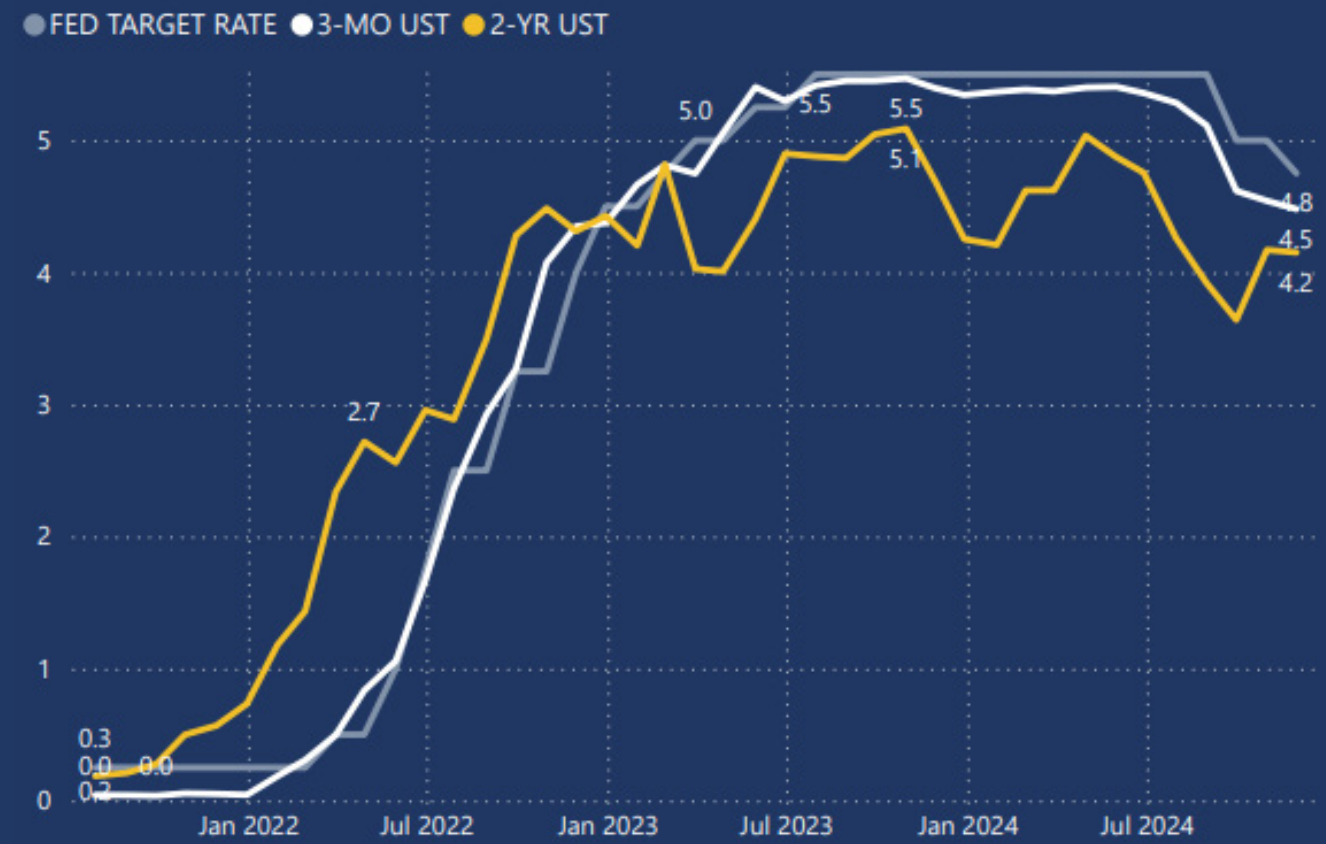
Category	Principal	WAM	YTM
Agency	6,684,948,732.67	2.24	3.66
CD	2,015,000,000.00	0.27	5.02
Corporate	742,501,804.50	1.52	4.47
CP	1,549,652,410.65	0.23	4.72
MM Fund	728,564,100.45	0.00	4.56
Muni	131,119,065.00	1.31	3.57
Mutual Fund	94,017,200.84	0.00	4.57
Non-US Gov	428,066,810.45	1.81	4.57
US Gov	1,818,673,113.89	1.34	3.38
Total	14,192,543,238.45	1.44	4.06

MARKET DATA

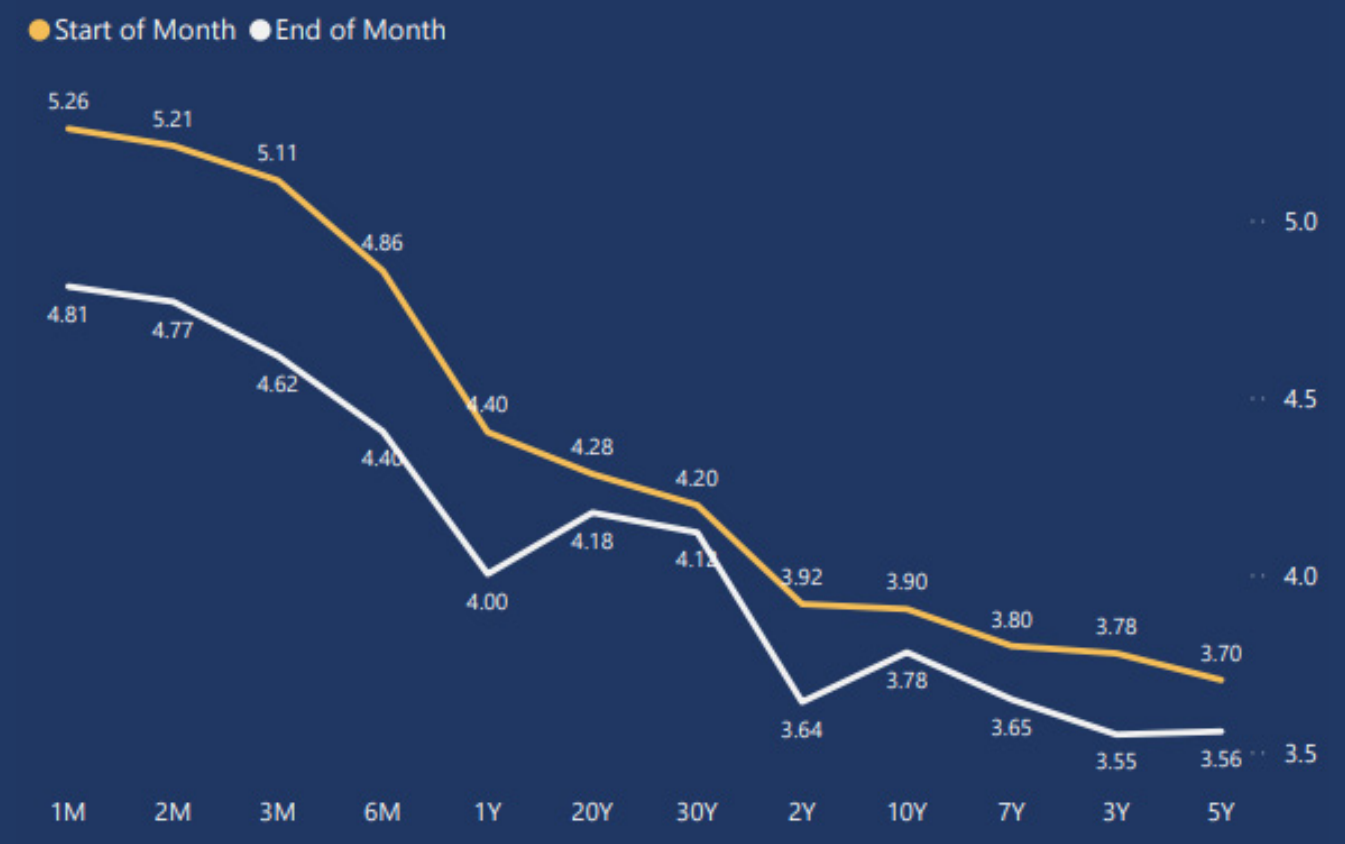
Source: Bloomberg




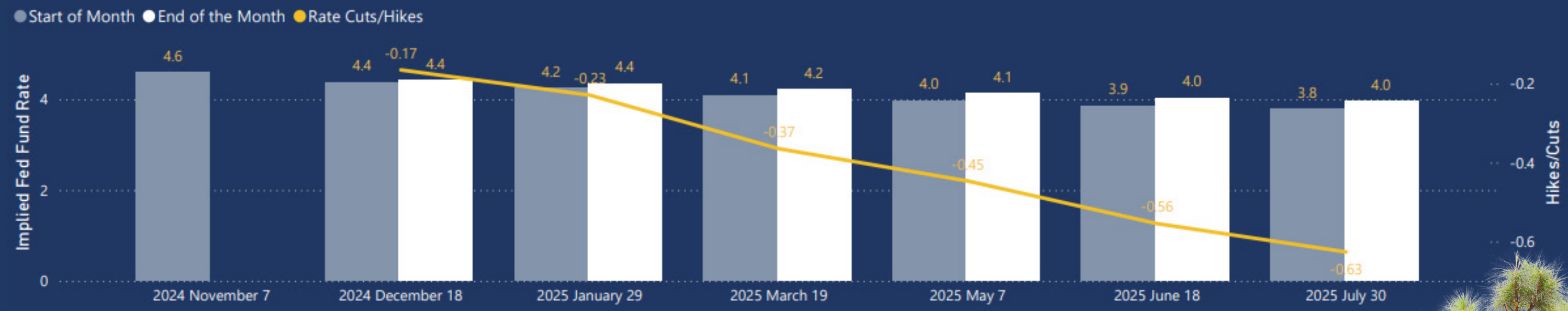
Treasury Rates




US Treasury Yield Curve



Implied Fed Funds Rate and Rate Change



ECONOMICS

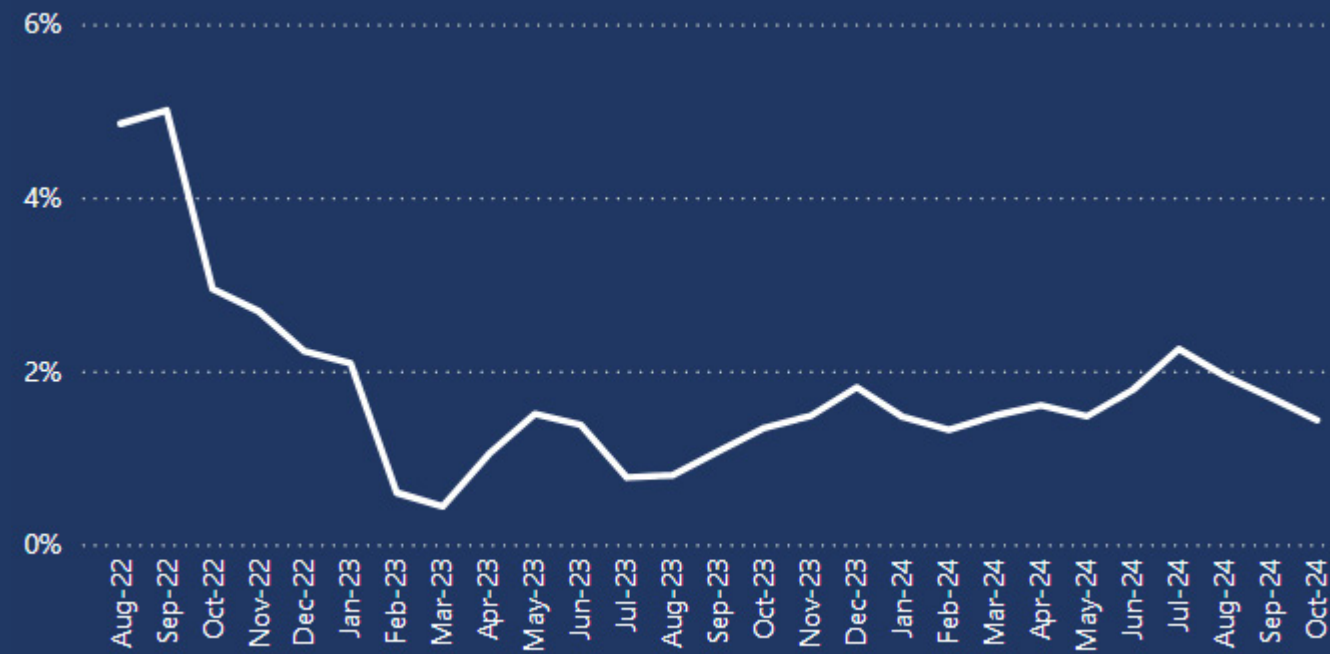


Unemployment Rates (%)

October			
2023	3.90	5.10	5.30
Year	United States	California	Riverside County
2024	4.10	5.40	5.50
Year	United States	California	Riverside County

Source: Bloomberg

Riverside MSA Non Farm Payroll (%Change)



Source: Bureau of Labor Statistics

Riverside County Median Home Price



Source: US Labor Department



COMPLIANCE STATEMENT

The Treasurer's Pooled Investment Fund was in full compliance with the County of Riverside Treasurer's Statement of Investment Policy. The County's Statement of Investment Policy is more restrictive than California State Government Code 53646. The County's Investment Policy is reviewed annually by the County of Riverside's Oversight Committee and approved by the Board of Supervisors.

Since its inception, the Treasurer's Pooled Investment Fund has been in full compliance with the Treasurer's Statement of Investment Policy.

Investment Category	First Authorized % Limit	First Maximum Maturity	First S&P/ Moody's	First Authorized % Limit_2	First Maximum Maturity_1	First S&P/ Moody's_3	%GT Principal
U.S. TREASURIES	NO LIMIT	5 YEARS	NA	100%	5 YEARS	NA	12.81%
REVERSE REPOS	20%	92 DAYS	NA	10%	60 DAYS	NA	
REPURCHASE AGREEMENTS (REPO)	NO LIMIT	1 YEARS	NA	40% max, 25% in term repo over 7 days	45 DAYS	NA	
NEGOTIABLE CERTIFICATE OF DEPOSITS & COLLATERALIZED TIME DEPOSITS (NCD & TCD)	30%	5 YEARS	NA	20%	2 YEAR	A1/P1/F1	14.20%
MUNICIPAL BONDS (MUNI)	NO LIMIT	5 YEARS	NA	15%	5 YEARS	AA-/Aa3/AA-	0.92%
MONEY MARKET MUTUAL FUNDS (MMF)	20%	60 DAYS (1)	AAA/Aaa (2)	20%	DAILY LIQUIDITY	AAA by 2 Of 3 RATINGS AGC.	5.13%
MEDIUM TERM NOTES (MTNO) CORPORATE NOTES	30%	5 YEARS	A	20%	4 YEARS	A/A2/A	5.23%
LOCAL AGENCY OBLIGATIONS (LAO)	NO LIMIT	5 YEARS	NA	2.5%	3 YEARS	INVESTMENT GRADE	
LOCAL AGENCY INVESTMENT FUND (LAIF)	NA	NA	NA	Max \$50 million	DAILY LIQUIDITY	NA	
INT'L BANK FOR RECONSTRUCTION AND DEVELOPMENT, INT'L FINANCE CORPORATION, AND INTER-AMERICAN DEVELOPMENT BANK	NA	NA	NA	20%	5 YEARS	AA/Aa/AA	3.02%
FEDERAL AGENCIES	NO LIMIT	5 YEARS	AAA	100%	5 YEARS	NA	47.10%
COMMERCIAL PAPER (CP)	40%	270 DAYS	A1/P1	40%	270 DAYS	A1/P1/F1	10.92%
CASH/DEPOSIT ACCOUNT	NA	NA	NA	NA	NA	NA	
CALTRUST SHORT TERM FUND	NA	NA	NA	1%	DAILY LIQUIDITY	NA	0.66%
Total							100.00%





INVESTMENT TEAM

The sound investment of public funds, fair, efficient tax collection, and exceptional public service



Matthew Jennings

Treasurer-Tax Collector

Giovane Pizano

Assistant Treasurer-Tax Collector

John Byerly

Chief Investment Officer

Steve Faeth

Senior Investment Officer

Isela Licea

Investment Officer





The sound investment of public funds, fair, efficient tax collection, and exceptional public service

COUNTY OF RIVERSIDE
TREASURER-TAX COLLECTOR
CAPITAL MARKETS
COUNTY ADMINISTRATIVE CENTER

4080 LEMON STREET, 4TH FLOOR,
RIVERSIDE, CA 92501



<https://countytreasurer.org/>



<https://www.facebook.com/profile.php?id=61551938128471>



<https://instagram.com/rivcottc>



rcttc@rivco.org



SCAN QR CODE TO
Explore our Website





Jessica Roberson

Content Creator



Paola Vertiz

Managing Editor



Agency

AGCY BOND

Cusip	Description	Yield	Market Price	Final Maturity	Par Value	Market Value	Book Value	Net Unrealized Gain/Loss
31424WRN4	FEDERAL AGRICULTURAL MORTGAGE CORP	4.653	99.7032	11/27/2029	15,000,000.00	14,955,480.00	14,991,468.73	(35,970.00)
31424WRG9	FEDERAL AGRICULTURAL MORTGAGE CORP	4.550	99.8177	11/26/2029	20,000,000.00	19,963,540.00	20,000,000.00	(36,460.00)
3130B3LE1	FEDERAL HOME LOAN BANKS	4.420	99.5843	11/05/2029	15,000,000.00	14,937,645.00	15,000,000.00	(62,355.00)
3133ERZD6	FEDERAL FARM CREDIT BANKS FUNDING CORP	4.233	99.4853	11/01/2029	20,350,000.00	20,245,258.55	20,142,096.01	106,288.05
3133EK4C7	FEDERAL FARM CREDIT BANKS FUNDING CORP	4.347	90.6181	10/29/2029	15,000,000.00	13,592,715.00	13,571,461.73	42,765.00
3130B35K5	FEDERAL HOME LOAN BANKS	5.150	99.9647	10/15/2029	25,000,000.00	24,991,175.00	25,000,000.00	(8,825.00)
3130B2Z32	FEDERAL HOME LOAN BANKS	5.000	99.8410	10/01/2029	35,000,000.00	34,944,350.00	35,000,000.00	(55,650.00)
3130B2KZ7	FEDERAL HOME LOAN BANKS	5.000	99.8610	09/11/2029	28,450,000.00	28,410,454.50	28,450,000.00	(39,545.50)
3133ERPS4	FEDERAL FARM CREDIT BANKS FUNDING CORP	3.732	98.4445	08/15/2029	10,000,000.00	9,844,450.00	10,007,620.92	(163,650.00)
3130B2HC2	FEDERAL HOME LOAN BANKS	4.200	98.7850	08/13/2029	20,000,000.00	19,757,000.00	20,000,000.00	(243,000.00)
3130B25S0	FEDERAL HOME LOAN BANKS	4.710	100.1193	07/30/2029	15,000,000.00	15,017,895.00	15,000,000.00	17,895.00
3133ERAK7	FEDERAL FARM CREDIT BANKS FUNDING CORP	4.382	101.0580	04/10/2029	20,000,000.00	20,211,600.00	19,994,423.66	218,000.00
3130B0TF6	FEDERAL HOME LOAN BANKS	4.750	100.8287	04/09/2029	10,000,000.00	10,082,870.00	10,000,000.00	82,870.00
3133EP5U5	FEDERAL FARM CREDIT BANKS FUNDING CORP	4.238	100.0688	03/20/2029	25,000,000.00	25,017,200.00	24,890,731.81	143,450.00
3133EP4A0	FEDERAL FARM CREDIT BANKS FUNDING CORP	4.309	100.5493	02/28/2029	15,000,000.00	15,082,395.00	14,958,221.46	131,505.00
3130AYRY4	FEDERAL HOME LOAN BANKS	4.625	99.9235	02/02/2029	10,000,000.00	9,992,350.00	10,000,000.00	(7,650.00)
3130B3LA9	FEDERAL HOME LOAN BANKS	4.428	99.6442	11/06/2028	15,000,000.00	14,946,630.00	15,000,000.00	(53,370.00)
3130AXQC5	FEDERAL HOME LOAN BANKS	5.210	101.4007	11/03/2028	25,000,000.00	25,350,175.00	25,000,000.00	350,175.00
3133EPYT6	FEDERAL FARM CREDIT BANKS FUNDING CORP	5.520	100.8170	10/20/2028	25,000,000.00	25,204,250.00	25,000,000.00	204,250.00
3130AXL48	FEDERAL HOME LOAN BANKS	5.300	101.6211	10/20/2028	40,000,000.00	40,648,440.00	40,000,000.00	648,440.00
3133EPXE0	FEDERAL FARM CREDIT BANKS FUNDING CORP	5.480	100.7119	10/02/2028	10,000,000.00	10,071,190.00	10,000,000.00	71,190.00
3133EPXE0	FEDERAL FARM CREDIT BANKS FUNDING CORP	5.539	100.7119	10/02/2028	25,000,000.00	25,177,975.00	24,951,087.76	241,725.00
3133EPWK7	FEDERAL FARM CREDIT BANKS FUNDING CORP	4.525	101.3693	09/22/2028	10,000,000.00	10,136,930.00	9,991,625.07	147,930.00
3133EPWK7	FEDERAL FARM CREDIT BANKS FUNDING CORP	4.684	101.3693	09/22/2028	10,000,000.00	10,136,930.00	9,937,974.08	218,130.00
3133EPWK7	FEDERAL FARM CREDIT BANKS FUNDING CORP	4.762	101.3693	09/22/2028	10,000,000.00	10,136,930.00	9,911,957.16	251,430.00
3133EPWM3	FEDERAL FARM CREDIT BANKS FUNDING CORP	5.040	100.8500	09/22/2028	25,000,000.00	25,212,500.00	25,000,000.00	212,500.00
3130B2S30	FEDERAL HOME LOAN BANKS	4.650	99.4284	09/18/2028	25,000,000.00	24,857,100.00	25,000,000.00	(142,900.00)
3130B2U37	FEDERAL HOME LOAN BANKS	4.000	98.5761	09/18/2028	10,000,000.00	9,857,610.00	10,000,000.00	(142,390.00)
3130AWTR1	FEDERAL HOME LOAN BANKS	4.346	100.9241	09/08/2028	5,000,000.00	5,046,205.00	5,004,597.54	40,105.00
3133ERSD4	FEDERAL FARM CREDIT BANKS FUNDING CORP	4.937	99.7442	09/06/2028	25,000,000.00	24,936,050.00	24,994,097.70	(57,700.00)
3133EPUN3	FEDERAL FARM CREDIT BANKS FUNDING CORP	4.529	101.3468	08/28/2028	10,000,000.00	10,134,680.00	9,985,569.90	153,980.00
3133EPUN3	FEDERAL FARM CREDIT BANKS FUNDING CORP	4.529	101.3468	08/28/2028	10,000,000.00	10,134,680.00	9,985,569.90	153,980.00
3133EPUN3	FEDERAL FARM CREDIT BANKS FUNDING CORP	4.496	101.3468	08/28/2028	25,000,000.00	25,336,700.00	24,991,027.91	348,700.00
3134HAHE6	FEDERAL HOME LOAN MORTGAGE CORP	4.481	99.2879	08/28/2028	25,000,000.00	24,821,975.00	25,000,000.00	(178,025.00)
3133EPTA3	FEDERAL FARM CREDIT BANKS FUNDING CORP	5.300	100.0817	08/14/2028	25,000,000.00	25,020,425.00	24,846,020.12	224,175.00
3133ERPKE1	FEDERAL FARM CREDIT BANKS FUNDING CORP	4.698	99.5034	08/14/2028	10,000,000.00	9,950,340.00	9,990,695.11	(39,660.00)
3133ERPKE1	FEDERAL FARM CREDIT BANKS FUNDING CORP	4.698	99.5034	08/14/2028	24,925,000.00	24,801,222.45	24,901,807.57	(98,852.55)
3133ERPG0	FEDERAL FARM CREDIT BANKS FUNDING CORP	5.080	99.7670	08/14/2028	25,000,000.00	24,941,750.00	25,000,000.00	(58,250.00)
3133ERPG0	FEDERAL FARM CREDIT BANKS FUNDING CORP	5.080	99.7670	08/14/2028	10,000,000.00	9,976,700.00	10,000,000.00	(23,300.00)
3133EPJE6	FEDERAL FARM CREDIT BANKS FUNDING CORP	4.357	97.9420	08/09/2028	10,000,000.00	9,794,200.00	9,718,729.89	175,700.00
3130B23Z6	FEDERAL HOME LOAN BANKS	4.650	100.0559	07/24/2028	15,000,000.00	15,008,385.00	15,000,000.00	8,385.00
3133EPNH4	FEDERAL FARM CREDIT BANKS FUNDING CORP	4.171	99.2740	06/21/2028	15,000,000.00	14,891,100.00	14,858,711.38	89,100.00
3130AVVX7	FEDERAL HOME LOAN BANKS	3.892	98.8756	06/09/2028	10,000,000.00	9,887,560.00	9,954,528.95	(47,840.00)
3130AWC24	FEDERAL HOME LOAN BANKS	3.987	99.6872	06/09/2028	10,000,000.00	9,968,720.00	10,003,866.50	(36,740.00)
3133EPLE3	FEDERAL FARM CREDIT BANKS FUNDING CORP	4.727	99.5176	05/30/2028	10,000,000.00	9,951,760.00	9,982,520.55	(23,240.00)

3133EPLE3	FEDERAL FARM CREDIT BANKS FUNDING CORP	4.775	99.5176	05/30/2028	9,276,000.00	9,231,252.58	9,245,852.49	(2,077.82)
3130AW2R0	FEDERAL HOME LOAN BANKS	4.950	100.1181	05/23/2028	10,000,000.00	10,011,810.00	10,000,000.00	11,810.00
3133EPJS5	FEDERAL FARM CREDIT BANKS FUNDING CORP	4.290	98.8484	05/16/2028	25,000,000.00	24,712,100.00	25,000,000.00	(287,900.00)
3133EPJS5	FEDERAL FARM CREDIT BANKS FUNDING CORP	4.290	98.8484	05/16/2028	25,000,000.00	24,712,100.00	25,000,000.00	(287,900.00)
3133EPGW9	FEDERAL FARM CREDIT BANKS FUNDING CORP	3.784	99.3022	04/25/2028	10,000,000.00	9,930,220.00	10,027,985.33	(110,980.00)
3133ERWL1	FEDERAL FARM CREDIT BANKS FUNDING CORP	4.537	99.1994	04/07/2028	25,000,000.00	24,799,850.00	24,925,777.21	(122,650.00)
3130B0PN3	FEDERAL HOME LOAN BANKS	4.780	100.4668	04/06/2028	20,000,000.00	20,093,360.00	20,000,000.00	93,360.00
3133EPEK7	FEDERAL FARM CREDIT BANKS FUNDING CORP	4.620	99.4770	04/03/2028	10,000,000.00	9,947,700.00	10,000,000.00	(52,300.00)
3133EP6Q3	FEDERAL FARM CREDIT BANKS FUNDING CORP	5.254	100.0328	03/27/2028	10,000,000.00	10,003,280.00	9,995,849.32	8,280.00
3135GAQH7	FEDERAL NATIONAL MORTGAGE ASSOCIATION	5.262	100.0331	03/21/2028	10,000,000.00	10,003,310.00	9,987,618.07	18,310.00
3130AYVC7	FEDERAL HOME LOAN BANKS	4.625	100.1619	02/09/2028	10,000,000.00	10,016,190.00	10,000,000.00	16,190.00
3134GYG97	FEDERAL HOME LOAN MORTGAGE CORP	4.180	98.8138	02/07/2028	25,000,000.00	24,703,450.00	25,000,000.00	(296,550.00)
3134GYG71	FEDERAL HOME LOAN MORTGAGE CORP	5.050	100.0621	01/26/2028	10,000,000.00	10,006,210.00	10,000,000.00	6,210.00
3134HAAB9	FEDERAL HOME LOAN MORTGAGE CORP	5.000	99.8708	01/24/2028	20,000,000.00	19,974,160.00	19,942,864.43	37,760.00
3133ERLN9	FEDERAL FARM CREDIT BANKS FUNDING CORP	5.050	100.0669	01/18/2028	10,000,000.00	10,006,690.00	10,000,000.00	6,690.00
3133ERLN9	FEDERAL FARM CREDIT BANKS FUNDING CORP	5.050	100.0669	01/18/2028	10,000,000.00	10,006,690.00	10,000,000.00	6,690.00
3134H17J6	FEDERAL HOME LOAN MORTGAGE CORP	5.000	99.8543	01/18/2028	10,000,000.00	9,985,430.00	9,977,300.86	10,830.00
3133EN5N6	FEDERAL FARM CREDIT BANKS FUNDING CORP	4.000	99.7202	01/06/2028	25,000,000.00	24,930,050.00	25,000,000.00	(69,950.00)
3133EN5N6	FEDERAL FARM CREDIT BANKS FUNDING CORP	3.713	99.7202	01/06/2028	20,000,000.00	19,944,040.00	20,161,051.39	(312,560.00)
3133EN5N6	FEDERAL FARM CREDIT BANKS FUNDING CORP	3.757	99.7202	01/06/2028	18,000,000.00	17,949,636.00	18,122,080.18	(244,764.00)
3133EN5N6	FEDERAL FARM CREDIT BANKS FUNDING CORP	3.530	99.7202	01/06/2028	10,000,000.00	9,972,020.00	10,132,474.19	(238,580.00)
3134GYAJ1	FEDERAL HOME LOAN MORTGAGE CORP	4.800	99.8461	12/30/2027	25,000,000.00	24,961,525.00	25,000,000.00	(38,475.00)
3134GYCF7	FEDERAL HOME LOAN MORTGAGE CORP	4.510	99.5538	12/30/2027	25,000,000.00	24,888,450.00	25,000,000.00	(111,550.00)
3133EN4S6	FEDERAL FARM CREDIT BANKS FUNDING CORP	3.896	98.8696	12/22/2027	15,000,000.00	14,830,440.00	14,939,860.68	(71,160.00)
3130ATUS4	FEDERAL HOME LOAN BANKS	3.796	100.3565	12/10/2027	25,000,000.00	25,089,125.00	25,308,835.53	(421,125.00)
3130ATUS4	FEDERAL HOME LOAN BANKS	4.002	100.3565	12/10/2027	50,000,000.00	50,178,250.00	50,334,648.09	(370,100.00)
3130ATUS4	FEDERAL HOME LOAN BANKS	4.036	100.3565	12/10/2027	15,000,000.00	15,053,475.00	15,086,445.40	(88,095.00)
3133EN3H1	FEDERAL FARM CREDIT BANKS FUNDING CORP	4.080	99.6568	11/29/2027	25,000,000.00	24,914,200.00	24,946,344.68	3,838.25
3133EN3H1	FEDERAL FARM CREDIT BANKS FUNDING CORP	4.077	99.6568	11/29/2027	25,000,000.00	24,914,200.00	24,948,507.49	225.00
3133EN3H1	FEDERAL FARM CREDIT BANKS FUNDING CORP	4.061	99.6568	11/29/2027	25,000,000.00	24,914,200.00	24,958,997.54	(17,300.00)
31422XQ70	FEDERAL AGRICULTURAL MORTGAGE CORP	4.050	99.6584	11/22/2027	12,000,000.00	11,959,008.00	12,000,000.00	(40,992.00)
3133ERZS3	FEDERAL FARM CREDIT BANKS FUNDING CORP	4.550	100.1462	11/12/2027	10,000,000.00	10,014,620.00	10,000,000.00	14,620.00
3133ERZS3	FEDERAL FARM CREDIT BANKS FUNDING CORP	4.613	100.1462	11/12/2027	15,000,000.00	15,021,930.00	14,974,039.52	48,180.00
3134HAXS7	FEDERAL HOME LOAN MORTGAGE CORP	5.000	99.9992	11/12/2027	25,000,000.00	24,999,800.00	25,000,000.00	(200.00)
3134HAXS7	FEDERAL HOME LOAN MORTGAGE CORP	5.020	99.9992	11/12/2027	50,000,000.00	49,999,600.00	49,972,828.28	27,100.00
3135GAYP0	FEDERAL NATIONAL MORTGAGE ASSOCIATION	4.605	99.4138	11/03/2027	10,000,000.00	9,941,380.00	9,971,611.93	(29,620.00)
3135GAXB2	FEDERAL NATIONAL MORTGAGE ASSOCIATION	4.400	99.6383	10/28/2027	15,000,000.00	14,945,745.00	15,000,000.00	(54,255.00)
3133ERYJ4	FEDERAL FARM CREDIT BANKS FUNDING CORP	4.396	99.4938	10/28/2027	15,000,000.00	14,924,070.00	14,985,465.75	(60,930.00)
3133ERYJ4	FEDERAL FARM CREDIT BANKS FUNDING CORP	4.414	99.4938	10/28/2027	10,000,000.00	9,949,380.00	9,985,465.75	(35,620.00)
3133ENW63	FEDERAL FARM CREDIT BANKS FUNDING CORP	4.284	100.2892	10/27/2027	5,000,000.00	5,014,460.00	5,011,755.20	(5,790.00)
3133ENW63	FEDERAL FARM CREDIT BANKS FUNDING CORP	4.195	100.2892	10/27/2027	3,715,000.00	3,725,743.78	3,732,348.34	(19,124.82)
3133ENW63	FEDERAL FARM CREDIT BANKS FUNDING CORP	4.252	100.2892	10/27/2027	15,000,000.00	15,043,380.00	15,047,900.82	(38,910.00)
31422XM90	FEDERAL AGRICULTURAL MORTGAGE CORP	4.320	100.3919	10/21/2027	5,000,000.00	5,019,595.00	5,000,000.00	19,595.00
31422XM90	FEDERAL AGRICULTURAL MORTGAGE CORP	4.320	100.3919	10/21/2027	5,000,000.00	5,019,595.00	5,000,000.00	19,595.00
31422XM90	FEDERAL AGRICULTURAL MORTGAGE CORP	4.320	100.3919	10/21/2027	5,000,000.00	5,019,595.00	5,000,000.00	19,595.00
3133ERXY2	FEDERAL FARM CREDIT BANKS FUNDING CORP	4.000	99.1704	10/21/2027	20,000,000.00	19,834,080.00	20,000,000.00	(165,920.00)
3133ERXY2	FEDERAL FARM CREDIT BANKS FUNDING CORP	4.000	99.1704	10/21/2027	10,000,000.00	9,917,040.00	10,000,000.00	(82,960.00)
3130B3DA8	FEDERAL HOME LOAN BANKS	4.375	99.5757	10/15/2027	10,000,000.00	9,957,570.00	10,000,000.00	(42,430.00)

3133ENS50	FEDERAL FARM CREDIT BANKS FUNDING CORP	4.231	100.0012	10/14/2027	23,775,000.00	23,775,285.30	23,710,615.05	112,574.62
3133EPYM1	FEDERAL FARM CREDIT BANKS FUNDING CORP	4.804	101.6727	10/13/2027	10,000,000.00	10,167,270.00	9,986,182.20	186,570.00
3130B0Q77	FEDERAL HOME LOAN BANKS	5.000	100.4101	10/08/2027	10,000,000.00	10,041,010.00	10,000,000.00	41,010.00
3134HAQA4	FEDERAL HOME LOAN MORTGAGE CORP	4.290	98.8022	10/08/2027	23,750,000.00	23,465,522.50	23,541,066.90	(70,727.50)
3133EPH81	FEDERAL FARM CREDIT BANKS FUNDING CORP	4.500	100.9686	10/04/2027	25,000,000.00	25,242,150.00	25,001,111.07	240,650.00
3135GAW80	FEDERAL NATIONAL MORTGAGE ASSOCIATION	5.000	99.8640	10/01/2027	15,000,000.00	14,979,600.00	15,000,000.00	(20,400.00)
3130ATEF0	FEDERAL HOME LOAN BANKS	4.250	99.1779	09/30/2027	15,000,000.00	14,876,685.00	15,000,000.00	(123,315.00)
3130ATBV8	FEDERAL HOME LOAN BANKS	4.150	100.0401	09/29/2027	5,000,000.00	5,002,005.00	5,000,000.00	2,005.00
3130ATBV8	FEDERAL HOME LOAN BANKS	4.150	100.0401	09/29/2027	5,000,000.00	5,002,005.00	5,000,000.00	2,005.00
3130ATBV8	FEDERAL HOME LOAN BANKS	4.150	100.0401	09/29/2027	7,225,000.00	7,227,897.23	7,225,000.00	2,897.23
3133ENQ29	FEDERAL FARM CREDIT BANKS FUNDING CORP	4.122	99.6441	09/29/2027	15,000,000.00	14,946,615.00	14,953,839.76	28,290.00
3130AXEN4	FEDERAL HOME LOAN BANKS	4.779	101.7557	09/29/2027	15,000,000.00	15,263,355.00	15,007,946.61	252,105.00
3133EPXB6	FEDERAL FARM CREDIT BANKS FUNDING CORP	4.754	101.2926	09/28/2027	10,000,000.00	10,129,260.00	9,967,256.40	175,660.00
3133EPXB6	FEDERAL FARM CREDIT BANKS FUNDING CORP	4.730	101.2926	09/28/2027	20,000,000.00	20,258,520.00	19,946,791.65	333,920.00
3133EPXB6	FEDERAL FARM CREDIT BANKS FUNDING CORP	4.733	101.2926	09/28/2027	20,000,000.00	20,258,520.00	19,944,815.74	336,720.00
3130ATET0	FEDERAL HOME LOAN BANKS	3.702	98.8543	09/27/2027	20,000,000.00	19,770,860.00	19,998,871.85	(227,140.00)
3133ENL99	FEDERAL FARM CREDIT BANKS FUNDING CORP	3.467	98.0201	09/15/2027	10,000,000.00	9,802,010.00	9,976,640.64	(156,090.00)
3133ENL99	FEDERAL FARM CREDIT BANKS FUNDING CORP	3.830	98.0201	09/15/2027	10,000,000.00	9,802,010.00	9,885,613.07	6,400.80
3130ATHW0	FEDERAL HOME LOAN BANKS	4.239	99.9740	09/10/2027	2,000,000.00	1,999,480.00	1,994,337.59	9,508.00
3130ATHW0	FEDERAL HOME LOAN BANKS	4.241	99.9740	09/10/2027	3,000,000.00	2,999,220.00	2,991,411.52	14,430.00
3133ERRA1	FEDERAL FARM CREDIT BANKS FUNDING CORP	4.580	99.7375	08/27/2027	15,000,000.00	14,960,625.00	15,000,000.00	(39,375.00)
3133ERRA1	FEDERAL FARM CREDIT BANKS FUNDING CORP	4.580	99.7375	08/27/2027	10,000,000.00	9,973,750.00	10,000,000.00	(26,250.00)
3130B2H40	FEDERAL HOME LOAN BANKS	4.680	99.8297	08/23/2027	25,000,000.00	24,957,425.00	25,000,000.00	(42,575.00)
3133ERNP2	FEDERAL FARM CREDIT BANKS FUNDING CORP	3.830	99.6363	08/06/2027	5,000,000.00	4,981,815.00	5,021,253.04	(41,785.00)
3134GYDU3	FEDERAL HOME LOAN MORTGAGE CORP	4.720	99.8632	07/30/2027	25,000,000.00	24,965,800.00	25,000,000.00	(34,200.00)
3133ENB33	FEDERAL FARM CREDIT BANKS FUNDING CORP	3.075	97.2993	07/19/2027	10,000,000.00	9,729,930.00	9,993,954.00	(258,570.00)
3134H15K5	FEDERAL HOME LOAN MORTGAGE CORP	5.002	99.9141	07/08/2027	10,000,000.00	9,991,410.00	9,956,666.67	41,410.00
3130ASH44	FEDERAL HOME LOAN BANKS	4.700	99.8184	06/30/2027	15,000,000.00	14,972,760.00	15,000,000.00	(27,240.00)
3134GXZW7	FEDERAL HOME LOAN MORTGAGE CORP	4.250	99.4081	06/30/2027	10,000,000.00	9,940,810.00	10,000,000.00	(59,190.00)
3130AUAP9	FEDERAL HOME LOAN BANKS	4.450	99.5796	06/30/2027	25,000,000.00	24,894,900.00	25,000,000.00	(105,100.00)
3130ASDV8	FEDERAL HOME LOAN BANKS	3.300	97.9610	06/28/2027	10,000,000.00	9,796,100.00	10,000,000.00	(203,900.00)
3133EPMV4	FEDERAL FARM CREDIT BANKS FUNDING CORP	4.133	99.9556	06/15/2027	7,225,000.00	7,221,792.10	7,223,621.64	(1,033.18)
3133EPMV4	FEDERAL FARM CREDIT BANKS FUNDING CORP	4.133	99.9556	06/15/2027	15,000,000.00	14,993,340.00	14,997,147.84	(2,160.00)
3130ASGU7	FEDERAL HOME LOAN BANKS	3.095	98.4725	06/11/2027	10,000,000.00	9,847,250.00	10,094,152.95	(335,950.00)
3130AWBZ2	FEDERAL HOME LOAN BANKS	4.000	99.9562	06/11/2027	8,260,000.00	8,256,382.12	8,283,763.53	(41,531.28)
3130AWBZ2	FEDERAL HOME LOAN BANKS	4.055	99.9562	06/11/2027	10,000,000.00	9,995,620.00	10,016,133.42	(29,980.00)
3130AS3F4	FEDERAL HOME LOAN BANKS	3.770	98.7529	05/26/2027	10,000,000.00	9,875,290.00	10,000,000.00	(124,710.00)
3133ERDS7	FEDERAL FARM CREDIT BANKS FUNDING CORP	4.583	101.3623	05/06/2027	10,000,000.00	10,136,230.00	10,037,206.90	92,430.00
3130ARSF9	FEDERAL HOME LOAN BANKS	3.000	97.3810	04/29/2027	10,000,000.00	9,738,100.00	10,000,000.00	(261,900.00)
3130ARPV7	FEDERAL HOME LOAN BANKS	3.500	98.1810	04/28/2027	10,000,000.00	9,818,100.00	10,000,000.00	(181,900.00)
3133ENV9	FEDERAL FARM CREDIT BANKS FUNDING CORP	2.913	97.1068	04/26/2027	10,000,000.00	9,710,680.00	9,991,556.63	(271,720.00)
3133EN6V7	FEDERAL FARM CREDIT BANKS FUNDING CORP	3.606	98.8027	04/26/2027	8,000,000.00	7,904,216.00	8,003,524.33	(102,024.00)
3133EN6V7	FEDERAL FARM CREDIT BANKS FUNDING CORP	3.623	98.8027	04/26/2027	2,000,000.00	1,976,054.00	2,000,154.75	(24,220.00)
3133EN6V7	FEDERAL FARM CREDIT BANKS FUNDING CORP	3.744	98.8027	04/26/2027	4,820,000.00	4,762,290.14	4,807,504.55	(35,586.06)
3130B0TY5	FEDERAL HOME LOAN BANKS	4.846	101.3200	04/09/2027	10,000,000.00	10,132,000.00	9,979,251.97	158,400.00
3133EP6K6	FEDERAL FARM CREDIT BANKS FUNDING CORP	4.617	100.7316	03/26/2027	16,047,000.00	16,164,399.85	16,006,483.92	169,231.66
3130ARHX2	FEDERAL HOME LOAN BANKS	3.000	97.1509	03/25/2027	10,000,000.00	9,715,090.00	10,000,000.00	(284,910.00)
3130ARHX2	FEDERAL HOME LOAN BANKS	3.000	97.1509	03/25/2027	10,000,000.00	9,715,090.00	10,000,000.00	(284,910.00)

3130ARHX2	FEDERAL HOME LOAN BANKS	3.000	97.1509	03/25/2027	10,000,000.00	9,715,090.00	10,000,000.00	(284,910.00)
3130AR6U0	FEDERAL HOME LOAN BANKS	2.500	96.1826	03/22/2027	5,000,000.00	4,809,130.00	5,000,000.00	(190,870.00)
3130B0C98	FEDERAL HOME LOAN BANKS	5.260	100.0067	03/02/2027	15,000,000.00	15,001,005.00	15,000,000.00	1,005.00
3130AQRQ8	FEDERAL HOME LOAN BANKS	2.000	95.1853	02/25/2027	10,000,000.00	9,518,530.00	10,000,000.00	(481,470.00)
3130AQRH8	FEDERAL HOME LOAN BANKS	2.000	95.1853	02/25/2027	5,000,000.00	4,759,265.00	5,000,000.00	(240,735.00)
3130AQRH8	FEDERAL HOME LOAN BANKS	2.000	95.1853	02/25/2027	5,000,000.00	4,759,265.00	5,000,000.00	(240,735.00)
3130ALED2	FEDERAL HOME LOAN BANKS	2.050	93.1123	02/24/2027	15,000,000.00	13,966,845.00	14,674,134.93	(308,655.00)
3130ALED2	FEDERAL HOME LOAN BANKS	3.001	93.1123	02/24/2027	20,000,000.00	18,622,460.00	19,180,610.41	302,460.00
3130AL2X1	FEDERAL HOME LOAN BANKS	3.001	92.8317	02/17/2027	10,000,000.00	9,283,170.00	9,560,057.77	225,670.00
3130AKYH3	FEDERAL HOME LOAN BANKS	1.746	92.8468	02/10/2027	10,000,000.00	9,284,680.00	9,808,424.75	(278,595.40)
3130AQHS5	FEDERAL HOME LOAN BANKS	1.984	94.7058	01/28/2027	10,000,000.00	9,470,580.00	9,941,847.43	(395,920.00)
3130AQHS5	FEDERAL HOME LOAN BANKS	2.086	94.7058	01/28/2027	20,000,000.00	18,941,160.00	19,842,312.40	(698,840.00)
3130AQKM4	FEDERAL HOME LOAN BANKS	1.750	94.8075	01/28/2027	11,250,000.00	10,665,843.75	11,250,000.00	(584,156.25)
3134HIQV8	FEDERAL HOME LOAN MORTGAGE CORP	5.000	100.0644	01/28/2027	20,000,000.00	20,012,880.00	20,000,000.00	12,880.00
3133ENLZ1	FEDERAL FARM CREDIT BANKS FUNDING CORP	1.860	94.8796	01/26/2027	10,000,000.00	9,487,960.00	9,983,609.87	(474,130.00)
3130AYPN0	FEDERAL HOME LOAN BANKS	4.207	99.8997	01/15/2027	20,000,000.00	19,979,940.00	19,967,768.02	24,940.00
3133ENKG4	FEDERAL FARM CREDIT BANKS FUNDING CORP	1.908	94.3487	01/11/2027	10,000,000.00	9,434,870.00	9,912,093.99	(360,130.00)
3130AQAY9	FEDERAL HOME LOAN BANKS	1.500	94.5095	12/30/2026	25,000,000.00	23,627,375.00	25,000,000.00	(1,372,625.00)
3130AQF65	FEDERAL HOME LOAN BANKS	1.306	94.3194	12/21/2026	10,000,000.00	9,431,940.00	9,988,900.00	(541,050.00)
3133EN4G2	FEDERAL FARM CREDIT BANKS FUNDING CORP	3.923	99.5625	12/15/2026	25,000,000.00	24,890,625.00	25,007,765.91	(124,625.00)
3130ATVE4	FEDERAL HOME LOAN BANKS	3.986	100.6418	12/11/2026	5,000,000.00	5,032,090.00	5,047,489.56	(63,210.00)
3130APWW1	FEDERAL HOME LOAN BANKS	1.503	94.7078	11/24/2026	20,000,000.00	18,941,560.00	19,998,807.59	(1,055,440.00)
3133ENEM8	FEDERAL FARM CREDIT BANKS FUNDING CORP	1.430	94.6016	11/23/2026	10,000,000.00	9,460,160.00	10,000,000.00	(539,840.00)
3133ERZM6	FEDERAL FARM CREDIT BANKS FUNDING CORP	4.330	99.7138	11/05/2026	15,000,000.00	14,957,070.00	15,000,000.00	(42,930.00)
3130ARUF6	FEDERAL HOME LOAN BANKS	3.125	98.1074	10/29/2026	10,000,000.00	9,810,740.00	10,000,000.00	(189,260.00)
3134GW6C5	FEDERAL HOME LOAN MORTGAGE CORP	3.122	93.6093	10/28/2026	15,000,000.00	14,041,395.00	14,385,049.91	475,395.00
3134GW4C7	FEDERAL HOME LOAN MORTGAGE CORP	3.046	93.5658	10/27/2026	20,000,000.00	18,713,160.00	19,206,922.14	589,160.00
3134GW4C7	FEDERAL HOME LOAN MORTGAGE CORP	3.092	93.5658	10/27/2026	20,000,000.00	18,713,160.00	19,188,056.35	516,960.00
3134GW4C7	FEDERAL HOME LOAN MORTGAGE CORP	3.488	93.5658	10/27/2026	5,000,000.00	4,678,290.00	4,763,914.48	195,640.00
3133EN7A2	FEDERAL FARM CREDIT BANKS FUNDING CORP	3.827	98.7597	10/26/2026	4,300,000.00	4,246,667.10	4,284,850.12	(23,447.90)
3133ENBK5	FEDERAL FARM CREDIT BANKS FUNDING CORP	1.249	94.2335	10/20/2026	10,000,000.00	9,423,350.00	9,980,044.20	(524,150.00)
3133ENBK5	FEDERAL FARM CREDIT BANKS FUNDING CORP	1.340	94.2335	10/20/2026	10,000,000.00	9,423,350.00	9,963,628.27	(481,650.00)
3133ENT67	FEDERAL FARM CREDIT BANKS FUNDING CORP	4.318	99.7704	10/19/2026	5,000,000.00	4,988,520.00	4,994,169.20	920.00
3133ENT67	FEDERAL FARM CREDIT BANKS FUNDING CORP	4.318	99.7704	10/19/2026	5,000,000.00	4,988,520.00	4,994,169.20	920.00
3130B3A29	FEDERAL HOME LOAN BANKS	4.011	99.7036	10/09/2026	10,000,000.00	9,970,360.00	9,998,047.12	(27,540.00)
3133ERWD9	FEDERAL FARM CREDIT BANKS FUNDING CORP	5.113	100.0144	10/02/2026	10,000,000.00	10,001,440.00	10,000,000.00	1,440.00
3130ANYN4	FEDERAL HOME LOAN BANKS	1.000	94.1619	09/30/2026	10,000,000.00	9,416,190.00	10,000,000.00	(583,810.00)
3130AP5M3	FEDERAL HOME LOAN BANKS	1.040	94.2472	09/28/2026	15,000,000.00	14,137,080.00	15,000,000.00	(862,920.00)
3130APAD7	FEDERAL HOME LOAN BANKS	1.035	94.2647	09/28/2026	15,000,000.00	14,139,705.00	15,000,000.00	(860,295.00)
3133EPWS0	FEDERAL FARM CREDIT BANKS FUNDING CORP	5.200	100.5978	09/25/2026	25,000,000.00	25,149,450.00	25,000,000.00	149,450.00
3130ATFH5	FEDERAL HOME LOAN BANKS	3.941	99.2911	09/11/2026	5,000,000.00	4,964,555.00	4,984,451.64	(682.80)
3130ATHV2	FEDERAL HOME LOAN BANKS	4.312	100.1375	09/11/2026	1,000,000.00	1,001,375.00	999,002.23	3,595.00
3133ERFT3	FEDERAL FARM CREDIT BANKS FUNDING CORP	4.930	101.1718	08/28/2026	10,000,000.00	10,117,180.00	9,987,795.01	132,960.00
3133ERQZ7	FEDERAL FARM CREDIT BANKS FUNDING CORP	4.500	99.8442	08/27/2026	10,000,000.00	9,984,420.00	10,000,000.00	(15,580.00)
3130ANSC5	FEDERAL HOME LOAN BANKS	1.000	94.4476	08/26/2026	15,000,000.00	14,167,140.00	15,000,000.00	(832,860.00)
3130ANTS9	FEDERAL HOME LOAN BANKS	1.000	94.4476	08/26/2026	15,000,000.00	14,167,140.00	15,000,000.00	(832,860.00)
3130ANPF1	FEDERAL HOME LOAN BANKS	1.000	94.4716	08/25/2026	10,000,000.00	9,447,160.00	10,000,000.00	(552,840.00)
3133ENH45	FEDERAL FARM CREDIT BANKS FUNDING CORP	3.137	98.2784	08/24/2026	5,000,000.00	4,913,920.00	4,999,049.61	(83,879.50)

3133ENH45	FEDERAL FARM CREDIT BANKS FUNDING CORP	3.294	98.2784	08/24/2026	5,000,000.00	4,913,920.00	4,986,419.88	(54,680.00)
3130ANMH0	FEDERAL HOME LOAN BANKS	1.100	94.7070	08/20/2026	10,000,000.00	9,470,700.00	10,000,000.00	(529,300.00)
3130ANMH0	FEDERAL HOME LOAN BANKS	1.668	94.7070	08/20/2026	10,000,000.00	9,470,700.00	9,906,408.78	(284,500.00)
3130ANMH0	FEDERAL HOME LOAN BANKS	3.132	94.7070	08/20/2026	15,000,000.00	14,206,050.00	14,511,908.54	355,050.00
3130ANE48	FEDERAL HOME LOAN BANKS	1.000	94.5204	08/17/2026	10,000,000.00	9,452,040.00	10,000,000.00	(547,960.00)
3133EPSW6	FEDERAL FARM CREDIT BANKS FUNDING CORP	4.583	100.5377	08/14/2026	15,000,000.00	15,080,655.00	14,980,452.10	115,155.00
3130ANFD7	FEDERAL HOME LOAN BANKS	1.000	94.6179	08/05/2026	10,000,000.00	9,461,790.00	10,000,000.00	(538,210.00)
3133END80	FEDERAL FARM CREDIT BANKS FUNDING CORP	2.873	98.1353	08/03/2026	10,000,000.00	9,813,530.00	10,019,874.06	(234,070.00)
3130ANAJ9	FEDERAL HOME LOAN BANKS	1.000	94.6938	07/27/2026	10,000,000.00	9,469,380.00	10,000,000.00	(530,620.00)
3130ANAJ9	FEDERAL HOME LOAN BANKS	1.000	94.6938	07/27/2026	15,000,000.00	14,204,070.00	15,000,000.00	(795,930.00)
3133ENC99	FEDERAL FARM CREDIT BANKS FUNDING CORP	3.629	99.2159	07/27/2026	20,000,000.00	19,843,180.00	20,000,000.00	(216,820.00)
3133ENV72	FEDERAL FARM CREDIT BANKS FUNDING CORP	4.638	100.5238	07/27/2026	5,000,000.00	5,026,190.00	4,989,781.15	49,390.00
3133ENV72	FEDERAL FARM CREDIT BANKS FUNDING CORP	4.590	100.5238	07/27/2026	5,000,000.00	5,026,190.00	4,993,381.98	41,215.00
3133ENV72	FEDERAL FARM CREDIT BANKS FUNDING CORP	4.477	100.5238	07/27/2026	5,000,000.00	5,026,190.00	5,001,878.55	21,925.10
3130ANBX7	FEDERAL HOME LOAN BANKS	1.000	94.7345	07/22/2026	15,000,000.00	14,210,175.00	15,000,000.00	(789,825.00)
3130AN5K2	FEDERAL HOME LOAN BANKS	4.366	95.8312	07/20/2026	2,375,000.00	2,275,991.00	2,273,439.70	132,909.75
3130AN3R9	FEDERAL HOME LOAN BANKS	1.130	95.0154	07/20/2026	10,000,000.00	9,501,540.00	10,000,000.00	(498,460.00)
3133ENB66	FEDERAL FARM CREDIT BANKS FUNDING CORP	3.174	98.4090	07/20/2026	10,000,000.00	9,840,900.00	9,996,328.54	(150,100.00)
3133EMQ62	FEDERAL FARM CREDIT BANKS FUNDING CORP	0.990	94.7924	07/13/2026	10,000,000.00	9,479,240.00	10,000,000.00	(520,760.00)
3133EMQ62	FEDERAL FARM CREDIT BANKS FUNDING CORP	0.990	94.7924	07/13/2026	10,000,000.00	9,479,240.00	10,000,000.00	(520,760.00)
3130AN3B4	FEDERAL HOME LOAN BANKS	1.020	94.9102	07/06/2026	15,000,000.00	14,236,530.00	15,000,000.00	(763,470.00)
3130ASDK2	FEDERAL HOME LOAN BANKS	3.250	98.6159	06/29/2026	5,250,000.00	5,177,334.75	5,250,000.00	(72,665.25)
3130AMWT5	FEDERAL HOME LOAN BANKS	1.050	95.0363	06/26/2026	15,000,000.00	14,255,445.00	15,000,000.00	(744,555.00)
3130AMT69	FEDERAL HOME LOAN BANKS	1.070	95.0665	06/26/2026	10,000,000.00	9,506,650.00	10,000,000.00	(493,350.00)
3130AMMZ2	FEDERAL HOME LOAN BANKS	1.000	95.0917	06/10/2026	5,000,000.00	4,754,585.00	5,000,000.00	(245,415.00)
3130AMS52	FEDERAL HOME LOAN BANKS	1.000	95.1212	06/08/2026	15,000,000.00	14,268,180.00	15,000,000.00	(731,820.00)
3130B1LW5	FEDERAL HOME LOAN BANKS	5.250	100.3932	05/29/2026	10,000,000.00	10,039,320.00	10,000,000.00	39,320.00
3134H1V26	FEDERAL HOME LOAN MORTGAGE CORP	5.000	99.9747	05/28/2026	10,000,000.00	9,997,470.00	9,950,981.23	63,370.00
3130B1KC0	FEDERAL HOME LOAN BANKS	5.250	100.3856	05/28/2026	10,000,000.00	10,038,560.00	10,000,000.00	38,560.00
3130AMJN3	FEDERAL HOME LOAN BANKS	1.030	95.2590	05/26/2026	5,000,000.00	4,762,950.00	5,000,000.00	(237,050.00)
3130AMKB7	FEDERAL HOME LOAN BANKS	1.050	95.2874	05/26/2026	15,000,000.00	14,293,110.00	15,000,000.00	(706,890.00)
3130AMME9	FEDERAL HOME LOAN BANKS	1.000	95.2164	05/26/2026	10,000,000.00	9,521,640.00	10,000,000.00	(478,360.00)
3133EMZS4	FEDERAL FARM CREDIT BANKS FUNDING CORP	0.900	95.1547	05/18/2026	5,000,000.00	4,757,735.00	5,000,000.00	(242,265.00)
3133EREV9	FEDERAL FARM CREDIT BANKS FUNDING CORP	5.010	100.9878	05/15/2026	10,000,000.00	10,098,780.00	9,981,320.28	123,980.00
3133ENUL2	FEDERAL FARM CREDIT BANKS FUNDING CORP	3.110	98.4162	04/13/2026	10,000,000.00	9,841,620.00	10,000,000.00	(158,380.00)
3130ALKL7	FEDERAL HOME LOAN BANKS	0.850	95.5565	03/25/2026	10,000,000.00	9,555,650.00	10,000,000.00	(444,350.00)
3130ALGJ7	FEDERAL HOME LOAN BANKS	1.000	95.7878	03/23/2026	9,750,000.00	9,339,310.50	9,750,000.00	(410,689.50)
3130ALGJ7	FEDERAL HOME LOAN BANKS	1.000	95.7878	03/23/2026	9,750,000.00	9,339,310.50	9,750,000.00	(410,689.50)
3130ALGJ7	FEDERAL HOME LOAN BANKS	1.000	95.7878	03/23/2026	19,500,000.00	18,678,621.00	19,500,000.00	(821,379.00)
3130ALGJ7	FEDERAL HOME LOAN BANKS	1.016	95.7878	03/23/2026	8,921,250.00	8,545,469.11	8,919,400.88	(369,089.95)
3130ALGJ7	FEDERAL HOME LOAN BANKS	1.000	95.7878	03/23/2026	14,625,000.00	14,008,965.75	14,625,000.00	(616,034.25)
3130ALGJ7	FEDERAL HOME LOAN BANKS	1.000	95.7878	03/23/2026	14,625,000.00	14,008,965.75	14,625,000.00	(616,034.25)
3130ALGJ7	FEDERAL HOME LOAN BANKS	1.000	95.7878	03/23/2026	19,500,000.00	18,678,621.00	19,500,000.00	(821,379.00)
3130ALGJ7	FEDERAL HOME LOAN BANKS	1.000	95.7878	03/23/2026	9,750,000.00	9,339,310.50	9,750,000.00	(410,689.50)
3130ALGJ7	FEDERAL HOME LOAN BANKS	3.010	95.7878	03/23/2026	19,500,000.00	18,678,621.00	19,019,821.71	585,936.00
3130ALH56	FEDERAL HOME LOAN BANKS	0.750	95.4933	03/18/2026	10,000,000.00	9,549,330.00	10,000,000.00	(450,670.00)
3130ALH56	FEDERAL HOME LOAN BANKS	0.750	95.4933	03/18/2026	10,000,000.00	9,549,330.00	10,000,000.00	(450,670.00)
3130ALHG2	FEDERAL HOME LOAN BANKS	0.750	95.4933	03/18/2026	10,000,000.00	9,549,330.00	10,000,000.00	(450,670.00)

3130ALFW9	FEDERAL HOME LOAN BANKS	0.790	95.5431	03/18/2026	15,000,000.00	14,331,465.00	15,000,000.00	(668,535.00)
3130ALEH3	FEDERAL HOME LOAN BANKS	0.700	95.4489	03/16/2026	25,000,000.00	23,862,225.00	25,000,000.00	(1,137,775.00)
3133EP5K7	FEDERAL FARM CREDIT BANKS FUNDING CORP	4.668	100.3575	03/13/2026	10,000,000.00	10,035,750.00	9,979,585.06	67,050.00
3130ALHH0	FEDERAL HOME LOAN BANKS	3.040	95.8732	03/05/2026	10,500,000.00	10,066,686.00	10,242,869.11	358,806.00
3130ALEY6	FEDERAL HOME LOAN BANKS	3.157	95.6883	03/04/2026	16,160,000.00	15,463,229.28	15,711,449.59	583,262.88
3130ALGR9	FEDERAL HOME LOAN BANKS	0.850	95.8067	02/26/2026	10,000,000.00	9,580,670.00	10,000,000.00	(419,330.00)
3130AL6K5	FEDERAL HOME LOAN BANKS	0.580	95.4956	02/25/2026	6,000,000.00	5,729,736.00	6,000,000.00	(270,264.00)
3130ALEM2	FEDERAL HOME LOAN BANKS	0.790	95.7442	02/25/2026	10,000,000.00	9,574,420.00	10,000,000.00	(425,580.00)
3130ALEM2	FEDERAL HOME LOAN BANKS	0.790	95.7442	02/25/2026	15,000,000.00	14,361,630.00	15,000,000.00	(638,370.00)
3130ALCV4	FEDERAL HOME LOAN BANKS	2.112	95.6940	02/24/2026	25,000,000.00	23,923,500.00	24,600,181.54	208,250.00
3130ALBX1	FEDERAL HOME LOAN BANKS	0.580	95.4910	02/23/2026	10,000,000.00	9,549,100.00	10,000,000.00	(450,900.00)
3130AL2G8	FEDERAL HOME LOAN BANKS	0.615	95.5606	02/18/2026	5,000,000.00	4,778,030.00	4,999,087.63	(218,220.00)
3130AYPS9	FEDERAL HOME LOAN BANKS	4.800	100.0406	01/30/2026	10,000,000.00	10,004,060.00	10,000,000.00	4,060.00
3133EPX42	FEDERAL FARM CREDIT BANKS FUNDING CORP	4.960	100.0876	01/23/2026	10,000,000.00	10,008,760.00	10,003,396.77	4,710.00
3134H1NW9	FEDERAL HOME LOAN MORTGAGE CORP	4.900	100.0234	01/06/2026	10,000,000.00	10,002,340.00	10,000,000.00	2,340.00
3134GXHL1	FEDERAL HOME LOAN MORTGAGE CORP	0.700	96.1393	12/30/2025	10,000,000.00	9,613,930.00	10,000,000.00	(386,070.00)
3133EMLR1	FEDERAL FARM CREDIT BANKS FUNDING CORP	0.506	96.0076	12/23/2025	12,430,000.00	11,933,744.68	12,429,207.20	(492,526.32)
3135GA3Z2	FEDERAL NATIONAL MORTGAGE ASSOCIATION	0.600	96.4652	11/25/2025	15,000,000.00	14,469,780.00	15,000,000.00	(530,220.00)
3135GA4P3	FEDERAL NATIONAL MORTGAGE ASSOCIATION	0.650	96.5712	11/18/2025	20,000,000.00	19,314,240.00	20,000,000.00	(685,760.00)
3135GA2Z3	FEDERAL NATIONAL MORTGAGE ASSOCIATION	0.560	96.4973	11/17/2025	5,000,000.00	4,824,865.00	5,000,000.00	(175,135.00)
3135GA2Z3	FEDERAL NATIONAL MORTGAGE ASSOCIATION	0.560	96.4973	11/17/2025	5,000,000.00	4,824,865.00	5,000,000.00	(175,135.00)
3135GA2Z3	FEDERAL NATIONAL MORTGAGE ASSOCIATION	0.560	96.4973	11/17/2025	10,000,000.00	9,649,730.00	10,000,000.00	(350,270.00)
3134GXBM5	FEDERAL HOME LOAN MORTGAGE CORP	0.600	96.4803	11/12/2025	5,000,000.00	4,824,015.00	5,000,000.00	(175,985.00)
3134GXBM5	FEDERAL HOME LOAN MORTGAGE CORP	0.600	96.4803	11/12/2025	5,000,000.00	4,824,015.00	5,000,000.00	(175,985.00)
3135G06G3	FEDERAL NATIONAL MORTGAGE ASSOCIATION	0.573	96.5338	11/07/2025	14,000,000.00	13,514,732.00	13,990,608.63	(435,148.00)
3130B3N33	FEDERAL HOME LOAN BANKS	4.500	99.9007	11/07/2025	10,000,000.00	9,990,070.00	10,000,000.00	(9,930.00)
3135GA2N0	FEDERAL NATIONAL MORTGAGE ASSOCIATION	0.550	96.6176	11/04/2025	10,000,000.00	9,661,760.00	10,000,000.00	(338,240.00)
3135G06C2	FEDERAL NATIONAL MORTGAGE ASSOCIATION	0.600	96.6297	10/29/2025	10,000,000.00	9,662,970.00	10,000,000.00	(337,030.00)
3135G06C2	FEDERAL NATIONAL MORTGAGE ASSOCIATION	0.604	96.6297	10/29/2025	10,000,000.00	9,662,970.00	9,999,636.13	(335,030.00)
3136G46N8	FEDERAL NATIONAL MORTGAGE ASSOCIATION	0.600	96.6297	10/29/2025	5,000,000.00	4,831,485.00	5,000,000.00	(168,515.00)
3134GW3Z7	FEDERAL HOME LOAN MORTGAGE CORP	0.600	96.6390	10/28/2025	10,000,000.00	9,663,900.00	10,000,000.00	(336,100.00)
3134GW3Y0	FEDERAL HOME LOAN MORTGAGE CORP	0.550	96.5951	10/28/2025	10,000,000.00	9,659,510.00	10,000,000.00	(340,490.00)
3136G46S7	FEDERAL NATIONAL MORTGAGE ASSOCIATION	0.560	96.6692	10/28/2025	5,000,000.00	4,833,460.00	5,000,000.00	(166,540.00)
3136G45C3	FEDERAL NATIONAL MORTGAGE ASSOCIATION	0.540	96.6617	10/27/2025	10,000,000.00	9,666,170.00	10,000,000.00	(333,830.00)
3134GW3X2	FEDERAL HOME LOAN MORTGAGE CORP	0.625	96.6701	10/27/2025	10,000,000.00	9,667,010.00	10,000,000.00	(332,990.00)
3134GWZV1	FEDERAL HOME LOAN MORTGAGE CORP	1.238	96.7462	10/22/2025	15,000,000.00	14,511,930.00	14,923,558.97	(155,257.50)
3135G06A6	FEDERAL NATIONAL MORTGAGE ASSOCIATION	0.580	96.7045	10/20/2025	10,000,000.00	9,670,450.00	10,000,000.00	(329,550.00)
3135G06A6	FEDERAL NATIONAL MORTGAGE ASSOCIATION	0.587	96.7045	10/20/2025	10,000,000.00	9,670,450.00	9,999,375.02	(326,050.00)
3134GWTG1	FEDERAL HOME LOAN MORTGAGE CORP	0.600	96.8997	09/30/2025	5,000,000.00	4,844,985.00	5,000,000.00	(155,015.00)
3137EAEX3	FEDERAL HOME LOAN MORTGAGE CORP	0.497	96.8751	09/23/2025	10,000,000.00	9,687,510.00	9,990,231.98	(253,590.00)
3130B03E7	FEDERAL HOME LOAN BANKS	4.903	100.0377	09/19/2025	10,000,000.00	10,003,770.00	10,003,639.17	(430.00)
3130B2XQ3	FEDERAL HOME LOAN BANKS	4.551	99.9315	09/19/2025	10,000,000.00	9,993,150.00	10,000,000.00	(6,850.00)
3134GWL38	FEDERAL HOME LOAN MORTGAGE CORP	0.540	97.0014	09/15/2025	10,000,000.00	9,700,140.00	10,000,000.00	(299,860.00)
3134GWL38	FEDERAL HOME LOAN MORTGAGE CORP	0.540	97.0014	09/15/2025	15,000,000.00	14,550,210.00	15,000,000.00	(449,790.00)
3134GXS47	FEDERAL HOME LOAN MORTGAGE CORP	5.339	99.7469	08/28/2025	25,489,000.00	25,424,487.34	25,287,218.10	463,109.64
3136G42F9	FEDERAL NATIONAL MORTGAGE ASSOCIATION	0.625	97.2522	08/27/2025	5,000,000.00	4,862,610.00	5,000,000.00	(137,390.00)
3136G4Q97	FEDERAL NATIONAL MORTGAGE ASSOCIATION	0.650	97.2701	08/27/2025	8,650,000.00	8,413,863.65	8,650,000.00	(236,136.35)
3136G4X40	FEDERAL NATIONAL MORTGAGE ASSOCIATION	0.600	97.2441	08/26/2025	10,000,000.00	9,724,410.00	10,000,000.00	(275,590.00)

3130ALFN9	FEDERAL HOME LOAN BANKS	0.550	97.2183	08/25/2025	5,000,000.00	4,860,915.00	5,000,000.00	(139,085.00)
3136G4H63	FEDERAL NATIONAL MORTGAGE ASSOCIATION	0.550	97.3493	08/19/2025	15,000,000.00	14,602,395.00	15,000,000.00	(397,605.00)
3136G4H63	FEDERAL NATIONAL MORTGAGE ASSOCIATION	3.948	97.3493	08/19/2025	10,000,000.00	9,734,930.00	9,763,178.53	30,730.00
3134GWLW4	FEDERAL HOME LOAN MORTGAGE CORP	0.625	97.3327	08/19/2025	10,000,000.00	9,733,270.00	10,000,000.00	(266,730.00)
3133EPKA2	FEDERAL FARM CREDIT BANKS FUNDING CORP	4.019	99.7450	08/18/2025	10,000,000.00	9,974,500.00	9,998,894.29	(22,000.00)
3136G4B77	FEDERAL NATIONAL MORTGAGE ASSOCIATION	0.700	97.5239	08/04/2025	15,000,000.00	14,628,585.00	15,000,000.00	(371,415.00)
3136G4B77	FEDERAL NATIONAL MORTGAGE ASSOCIATION	0.700	97.5239	08/04/2025	10,000,000.00	9,752,390.00	10,000,000.00	(247,610.00)
3136G4C27	FEDERAL NATIONAL MORTGAGE ASSOCIATION	0.700	97.5766	07/29/2025	15,000,000.00	14,636,490.00	15,000,000.00	(363,510.00)
3136G4D75	FEDERAL NATIONAL MORTGAGE ASSOCIATION	0.600	97.5126	07/29/2025	10,000,000.00	9,751,260.00	10,000,000.00	(248,740.00)
3136G4F32	FEDERAL NATIONAL MORTGAGE ASSOCIATION	0.600	97.5126	07/29/2025	10,000,000.00	9,751,260.00	10,000,000.00	(248,740.00)
3136G4YU1	FEDERAL NATIONAL MORTGAGE ASSOCIATION	0.730	97.7342	07/15/2025	15,000,000.00	14,660,130.00	15,000,000.00	(339,870.00)
3136G4XR9	FEDERAL NATIONAL MORTGAGE ASSOCIATION	0.740	97.8099	07/07/2025	14,900,000.00	14,573,675.10	14,900,000.00	(326,324.90)
3136G4XK4	FEDERAL NATIONAL MORTGAGE ASSOCIATION	0.650	97.8255	06/30/2025	5,000,000.00	4,891,275.00	5,000,000.00	(108,725.00)
3130ALU93	FEDERAL HOME LOAN BANKS	0.750	97.8824	06/30/2025	10,000,000.00	9,788,240.00	10,000,000.00	(211,760.00)
3136G4XZ1	FEDERAL NATIONAL MORTGAGE ASSOCIATION	0.740	97.8762	06/30/2025	5,000,000.00	4,893,810.00	5,000,000.00	(106,190.00)
3134GXZR9	FEDERAL HOME LOAN MORTGAGE CORP	3.560	99.4830	06/27/2025	10,000,000.00	9,948,300.00	10,000,000.00	(51,700.00)
3135GAAZ4	FEDERAL NATIONAL MORTGAGE ASSOCIATION	0.500	97.8123	06/24/2025	10,000,000.00	9,781,230.00	10,000,000.00	(218,770.00)
3130ALHZ0	FEDERAL HOME LOAN BANKS	0.530	97.8837	06/18/2025	10,000,000.00	9,788,370.00	10,000,000.00	(211,630.00)
3134GWP91	FEDERAL HOME LOAN MORTGAGE CORP	0.500	97.8879	06/16/2025	5,000,000.00	4,894,395.00	5,000,000.00	(105,605.00)
3133ELH80	FEDERAL FARM CREDIT BANKS FUNDING CORP	0.680	98.0351	06/10/2025	5,025,000.00	4,926,263.78	5,025,000.00	(98,736.23)
3134GVE95	FEDERAL HOME LOAN MORTGAGE CORP	0.650	98.0944	06/09/2025	15,000,000.00	14,714,160.00	15,000,000.00	(285,840.00)
3130ARSC6	FEDERAL HOME LOAN BANKS	2.900	99.2305	05/29/2025	10,000,000.00	9,923,050.00	10,000,000.00	(76,950.00)
3134GVWM6	FEDERAL HOME LOAN MORTGAGE CORP	0.730	98.1738	05/28/2025	5,000,000.00	4,908,690.00	5,000,000.00	(91,310.00)
3134GVWM6	FEDERAL HOME LOAN MORTGAGE CORP	0.730	98.1738	05/28/2025	10,000,000.00	9,817,380.00	10,000,000.00	(182,620.00)
3134GVB31	FEDERAL HOME LOAN MORTGAGE CORP	0.760	98.1834	05/28/2025	15,000,000.00	14,727,510.00	14,999,265.97	(264,990.00)
3134GVB31	FEDERAL HOME LOAN MORTGAGE CORP	4.429	98.1834	05/28/2025	5,456,000.00	5,356,886.30	5,359,976.86	20,645.50
3134GVRV2	FEDERAL HOME LOAN MORTGAGE CORP	0.750	98.1935	05/27/2025	10,000,000.00	9,819,350.00	10,000,000.00	(180,650.00)
3130ALDX9	FEDERAL HOME LOAN BANKS	0.500	98.1132	05/23/2025	14,750,000.00	14,471,697.00	14,750,000.00	(278,303.00)
880591EW8	TENNESSEE VALLEY AUTHORITY	5.146	98.3513	05/15/2025	50,000,000.00	49,175,650.00	49,043,452.05	1,291,650.00
3130ALWL4	FEDERAL HOME LOAN BANKS	0.720	98.6754	04/08/2025	15,000,000.00	14,801,310.00	15,000,000.00	(198,690.00)
3130B0RM3	FEDERAL HOME LOAN BANKS	5.151	100.0497	04/02/2025	10,000,000.00	10,004,970.00	10,000,000.00	4,970.00
3133EMUP5	FEDERAL FARM CREDIT BANKS FUNDING CORP	0.710	98.7408	04/01/2025	10,000,000.00	9,874,080.00	10,000,000.00	(125,920.00)
3133EMUP5	FEDERAL FARM CREDIT BANKS FUNDING CORP	0.710	98.7408	04/01/2025	10,000,000.00	9,874,080.00	10,000,000.00	(125,920.00)
3134GWP26	FEDERAL HOME LOAN MORTGAGE CORP	0.500	98.7180	03/28/2025	10,000,000.00	9,871,800.00	10,000,000.00	(128,200.00)
3130ALNK6	FEDERAL HOME LOAN BANKS	0.625	98.7890	03/25/2025	10,000,000.00	9,878,900.00	10,000,000.00	(121,100.00)
3130ALKF0	FEDERAL HOME LOAN BANKS	0.625	98.7890	03/25/2025	10,000,000.00	9,878,900.00	10,000,000.00	(121,100.00)
3130ALKF0	FEDERAL HOME LOAN BANKS	0.625	98.7890	03/25/2025	10,000,000.00	9,878,900.00	10,000,000.00	(121,100.00)
3130AR7D7	FEDERAL HOME LOAN BANKS	2.050	99.2354	03/25/2025	5,000,000.00	4,961,770.00	5,000,000.00	(38,230.00)
3130ALN34	FEDERAL HOME LOAN BANKS	0.700	98.8224	03/24/2025	10,000,000.00	9,882,240.00	10,000,000.00	(117,760.00)
3134GWT22	FEDERAL HOME LOAN MORTGAGE CORP	0.475	98.7540	03/24/2025	15,000,000.00	14,813,100.00	15,000,000.00	(186,900.00)
3130ALLP7	FEDERAL HOME LOAN BANKS	0.688	98.8807	03/17/2025	15,000,000.00	14,832,105.00	14,998,357.36	(145,395.00)
3130ALLP7	FEDERAL HOME LOAN BANKS	0.701	98.8807	03/17/2025	25,000,000.00	24,720,175.00	24,996,314.17	(229,825.00)
3130AR4V0	FEDERAL HOME LOAN BANKS	2.150	99.3359	03/14/2025	5,000,000.00	4,966,795.00	5,000,000.00	(33,205.00)
3130AR4G3	FEDERAL HOME LOAN BANKS	4.264	99.3659	03/14/2025	3,500,000.00	3,477,806.50	3,481,066.99	100,411.50
3133EMSC7	FEDERAL FARM CREDIT BANKS FUNDING CORP	0.512	98.9884	03/03/2025	10,000,000.00	9,898,840.00	9,999,212.28	(88,660.00)
3133EMSC7	FEDERAL FARM CREDIT BANKS FUNDING CORP	0.480	98.9884	03/03/2025	5,000,000.00	4,949,420.00	5,000,000.00	(50,580.00)
3133ENPY0	FEDERAL FARM CREDIT BANKS FUNDING CORP	1.764	99.3644	02/25/2025	5,000,000.00	4,968,220.00	4,999,843.07	(29,780.00)
3134GWET9	FEDERAL HOME LOAN MORTGAGE CORP	0.510	99.3615	01/29/2025	15,000,000.00	14,904,225.00	15,000,000.00	(95,775.00)

3130B0FE4	FEDERAL HOME LOAN BANKS	5.093	100.0455	01/08/2025	50,000,000.00	50,022,750.00	50,000,000.00	22,750.00
3130B0FE4	FEDERAL HOME LOAN BANKS	5.093	100.0455	01/08/2025	50,000,000.00	50,022,750.00	50,000,000.00	22,750.00
3130B0FP9	FEDERAL HOME LOAN BANKS	5.049	100.0413	01/08/2025	25,000,000.00	25,010,325.00	25,000,000.00	10,325.00
3135G0X24	FEDERAL NATIONAL MORTGAGE ASSOCIATION	1.098	99.7117	01/07/2025	10,000,000.00	9,971,170.00	10,005,220.76	(276,130.00)
3133ENKS8	FEDERAL FARM CREDIT BANKS FUNDING CORP	1.202	99.6737	01/06/2025	5,000,000.00	4,983,685.00	4,999,628.78	(5,065.00)
3133EMLP5	FEDERAL FARM CREDIT BANKS FUNDING CORP	0.339	99.7501	12/23/2024	10,000,000.00	9,975,010.00	9,999,886.59	(17,490.00)
3133EMLP5	FEDERAL FARM CREDIT BANKS FUNDING CORP	0.320	99.7501	12/23/2024	5,000,000.00	4,987,505.00	5,000,000.00	(12,495.00)
3133EMLP5	FEDERAL FARM CREDIT BANKS FUNDING CORP	0.320	99.7501	12/23/2024	15,000,000.00	14,962,515.00	15,000,000.00	(37,485.00)
3130ANRB8	FEDERAL HOME LOAN BANKS	0.553	99.8316	12/17/2024	10,000,000.00	9,983,160.00	9,999,986.52	(15,840.00)
3133ERHR5	FEDERAL FARM CREDIT BANKS FUNDING CORP	5.325	99.9976	12/17/2024	25,000,000.00	24,999,400.00	25,000,000.00	(600.00)
3133ERHR5	FEDERAL FARM CREDIT BANKS FUNDING CORP	5.325	99.9976	12/17/2024	50,000,000.00	49,998,800.00	50,000,000.00	(1,200.00)
3130AK3T1	FEDERAL HOME LOAN BANKS	0.500	99.9200	12/09/2024	10,000,000.00	9,992,000.00	10,000,000.00	(8,000.00)
3133ENGN4	FEDERAL FARM CREDIT BANKS FUNDING CORP	0.970	99.9290	12/09/2024	10,000,000.00	9,992,900.00	10,000,000.00	(7,100.00)
---	---	3.275	98.4929	02/04/2027	4,599,774,250.00	4,530,040,654.43	4,588,587,894.64	(46,870,312.08)

Agency

AGCY DISC

Cusip	Description	Yield	Market Price	Final Maturity	Par Value	Market Value	Book Value	Net Unrealized Gain/Loss
313313KT4	FEDERAL FARM CREDIT BANKS FUNDING CORP	3.978	96.9331	08/22/2025	2,000,000.00	1,938,662.00	1,943,240.00	8,752.00
313313KT4	FEDERAL FARM CREDIT BANKS FUNDING CORP	3.978	96.9331	08/22/2025	16,000,000.00	15,509,296.00	15,545,920.00	70,016.00
313313KT4	FEDERAL FARM CREDIT BANKS FUNDING CORP	3.978	96.9331	08/22/2025	20,000,000.00	19,386,620.00	19,432,400.00	87,520.00
313385JM9	FEDERAL HOME LOAN BANKS	4.325	97.2628	07/23/2025	25,000,000.00	24,315,700.00	24,315,062.50	56,252.08
313385HX7	FEDERAL HOME LOAN BANKS	4.251	97.4157	07/09/2025	25,000,000.00	24,353,925.00	24,366,736.11	79,300.00
313385HX7	FEDERAL HOME LOAN BANKS	4.326	97.4157	07/09/2025	10,000,000.00	9,741,570.00	9,742,111.11	21,731.11
313385HX7	FEDERAL HOME LOAN BANKS	4.326	97.4157	07/09/2025	15,000,000.00	14,612,355.00	14,613,166.66	32,596.67
313313GY8	FEDERAL FARM CREDIT BANKS FUNDING CORP	4.353	97.6703	06/16/2025	15,000,000.00	14,650,545.00	14,651,145.83	41,899.17
313385GF7	FEDERAL HOME LOAN BANKS	4.327	97.8612	05/30/2025	10,000,000.00	9,786,120.00	9,788,500.00	24,645.00
313385FP6	FEDERAL HOME LOAN BANKS	4.333	98.0466	05/14/2025	15,000,000.00	14,706,990.00	14,710,608.33	66,965.00
313385FJ0	FEDERAL HOME LOAN BANKS	4.146	98.1050	05/09/2025	50,000,000.00	49,052,500.00	49,105,625.00	351,875.00
313385FJ0	FEDERAL HOME LOAN BANKS	4.146	98.1050	05/09/2025	30,000,000.00	29,431,500.00	29,463,375.00	211,125.00
313385FJ0	FEDERAL HOME LOAN BANKS	4.146	98.1050	05/09/2025	50,000,000.00	49,052,500.00	49,105,625.00	351,875.00
313385FJ0	FEDERAL HOME LOAN BANKS	4.092	98.1050	05/09/2025	50,000,000.00	49,052,500.00	49,116,666.67	302,500.00
313385FE1	FEDERAL HOME LOAN BANKS	4.091	98.1519	05/05/2025	25,000,000.00	24,537,975.00	24,569,444.44	151,863.89
313385CT1	FEDERAL HOME LOAN BANKS	4.328	98.8377	03/07/2025	10,000,000.00	9,883,770.00	9,886,933.34	78,103.33
313385CA2	FEDERAL HOME LOAN BANKS	5.202	99.0425	02/18/2025	15,000,000.00	14,856,375.00	14,833,770.83	352,958.33
313313CA4	FEDERAL FARM CREDIT BANKS FUNDING CORP	5.202	99.0425	02/18/2025	20,000,000.00	19,808,500.00	19,778,361.11	470,611.11
313313BM9	FEDERAL FARM CREDIT BANKS FUNDING CORP	5.013	99.1990	02/05/2025	50,000,000.00	49,599,500.00	49,555,416.67	1,633,805.56
313385BK1	FEDERAL HOME LOAN BANKS	5.175	99.2231	02/03/2025	25,000,000.00	24,805,775.00	24,776,444.45	581,233.33
313385AY2	FEDERAL HOME LOAN BANKS	4.837	99.3573	01/23/2025	14,470,000.00	14,377,001.31	14,370,514.72	565,856.65
313385AJ5	FEDERAL HOME LOAN BANKS	5.242	99.5298	01/09/2025	25,000,000.00	24,882,450.00	24,862,145.83	695,436.11
313385AC0	FEDERAL HOME LOAN BANKS	5.243	99.6039	01/03/2025	25,000,000.00	24,900,975.00	24,883,239.58	672,301.39
313385AB2	FEDERAL HOME LOAN BANKS	4.633	99.6162	01/02/2025	30,000,000.00	29,884,860.00	29,878,666.67	279,193.33
313385AB2	FEDERAL HOME LOAN BANKS	4.633	99.6162	01/02/2025	50,000,000.00	49,808,100.00	49,797,777.78	465,322.23
313384V30	FEDERAL HOME LOAN BANKS	4.999	99.6533	12/30/2024	10,000,000.00	9,965,330.00	9,961,091.67	396,005.00
---	---	4.511	98.4940	04/07/2025	632,470,000.00	622,901,394.31	623,053,989.30	8,049,742.29

Agency CMO

FHLMC CMO

Cusip	Description	Yield	Market Price	Final Maturity	Par Value	Market Value	Book Value	Net Unrealized Gain/Loss
3137BHCY1	FHMS K-044 A2	5.154	99.5921	01/25/2025	13,708,410.78	13,652,491.43	13,681,998.96	421,197.49
3137BHCY1	FHMS K-044 A2	5.179	99.5921	01/25/2025	11,005,469.79	10,960,576.27	10,983,187.71	226,804.02
3137FEUA6	FHMS K-730 A2	5.396	99.6720	01/25/2025	21,241,304.50	21,171,632.81	21,209,720.64	450,952.59
---	---	5.272	99.6290	01/25/2025	45,955,185.07	45,784,700.51	45,874,907.31	1,098,954.10

Agency CMO

FNMA CMO

Cusip	Description	Yield	Market Price	Final Maturity	Par Value	Market Value	Book Value	Net Unrealized Gain/Loss
3136B2HA3	FNA 2018-M10 A2	5.208	96.7840	07/25/2028	9,602,033.33	9,293,230.02	9,210,294.05	165,297.05
3136AW7J0	FNA 2017-M8 A2	3.448	96.5787	05/25/2027	11,382,186.00	10,992,762.26	11,309,521.46	(247,146.41)
---	---	4.238	96.6708	12/03/2027	20,984,219.33	20,285,992.28	20,519,815.51	(81,849.35)

Agency MBS

FHLMC

Cusip	Description	Yield	Market Price	Final Maturity	Par Value	Market Value	Book Value	Net Unrealized Gain/Loss
3132XFJ58	FH WN1183	4.059	95.4451	10/01/2029	7,470,000.00	7,129,750.54	7,296,257.82	(160,502.59)
3132XFRX8	FH WN1401	4.241	97.4934	09/01/2029	17,875,000.00	17,426,950.08	17,609,654.21	(176,433.71)
3132XFR91	FH WN1411	4.474	98.5748	09/01/2029	20,000,000.00	19,714,961.00	19,652,858.37	67,304.75
3132XFR91	FH WN1411	4.633	98.5748	09/01/2029	15,000,000.00	14,786,220.75	14,639,007.46	149,502.00
3132XKSS7	FH WN5028	3.886	97.7622	07/01/2029	24,971,000.00	24,412,193.47	24,971,000.00	(558,806.53)
3132XKR25	FH WN5004	4.439	98.2641	06/01/2029	22,870,000.00	22,472,990.52	22,706,912.28	(223,697.76)
3132WW2J0	FH WA3276	4.668	100.5308	02/01/2029	14,734,609.04	14,812,824.92	14,701,195.10	115,052.39
3132XG2H8	FH WN2575	4.428	99.7974	02/01/2029	33,705,000.00	33,636,699.85	33,929,015.72	(310,554.84)
3132XGYU4	FH WN2522	4.779	99.9034	12/01/2028	10,000,000.00	9,990,343.70	9,903,137.54	105,968.70
3132XGX35	FH WN2497	4.611	99.9180	10/01/2028	28,340,000.00	28,316,771.12	28,218,409.08	129,541.43
3137FJYH6	FHMS K-W07 A2	5.264	96.6896	09/25/2028	16,627,402.00	16,076,961.17	15,745,998.82	605,033.71
3137FGZH1	FHMS K-W06 A2	5.290	97.4202	06/25/2028	25,000,000.00	24,355,041.25	23,880,202.22	847,228.75
3132XFLR7	FH WN1235	4.690	98.9315	01/01/2028	20,000,000.00	19,786,305.60	19,842,674.24	25,368.10
3132XFLR7	FH WN1235	4.333	98.9315	01/01/2028	10,000,000.00	9,893,152.80	9,968,768.49	(59,972.20)
3132XGRH1	FH WN2287	3.945	97.0455	11/01/2027	24,618,640.75	23,891,271.19	24,489,221.87	(515,803.11)
3132XGRH1	FH WN2287	4.073	97.0455	11/01/2027	24,618,640.75	23,891,271.19	24,440,333.14	(453,294.85)
3132XGQ74	FH WN2277	4.062	97.7044	11/01/2027	9,847,456.30	9,621,401.93	9,778,469.27	(113,731.82)
3137FBBX3	FHMS K-068 A2	4.548	96.8948	08/25/2027	9,525,000.00	9,229,231.13	9,213,384.05	109,043.63
3137F2LJ3	FHMS K-066 A2	3.111	96.8216	06/25/2027	11,095,000.00	10,742,361.62	11,089,619.27	(342,236.82)
3137BXQY1	FHMS K-064 A2	3.154	97.3809	03/25/2027	1,000,000.00	973,808.58	1,000,828.00	(27,951.42)
3137BXSX3	FHMS K-IR2 A2	4.545	96.8807	03/25/2027	15,000,000.00	14,532,105.45	14,549,371.40	142,652.25
3137BYLD0	FHMS K-L01 A2E	4.184	97.2083	02/25/2027	15,000,000.00	14,581,245.60	14,733,865.87	86,295.60
3137BTUM1	FHMS K-061 A2	4.501	97.8338	11/25/2026	8,793,632.97	8,603,147.49	8,616,923.11	172,779.50
3137BTUM1	FHMS K-061 A2	4.561	97.8338	11/25/2026	8,305,097.81	8,125,194.85	8,127,660.88	131,372.11

3137BRQJ7	FHMS K-057 A2	4.657	97.1487	07/25/2026	15,000,000.00	14,572,304.55	14,547,790.58	252,577.99
3137FNWX4	FHMS K-736 A2	3.655	96.8334	07/25/2026	9,980,294.30	9,664,257.20	9,785,820.49	179,079.07
3137FMU67	FHMS K-735 A2	3.518	97.7055	05/25/2026	14,482,935.60	14,150,625.80	14,357,707.25	7,699.75
3137BP4K2	FHMS K-IR1 A2	4.641	97.6733	03/25/2026	22,370,000.00	21,849,526.83	21,830,776.79	31,786.21
3137BM7C4	FHMS K-051 A2	4.877	98.9031	09/25/2025	8,916,172.00	8,818,366.05	8,812,971.50	114,998.00
3137BLAC2	FHMS K-048 A2	4.898	99.2183	06/25/2025	19,240,397.39	19,089,992.13	19,082,650.87	64,546.05
3137FG7F6	FHMS K-732 A2	5.197	99.3951	05/25/2025	13,352,209.48	13,271,438.90	13,271,908.07	190,446.11
---	---	4.441	98.1366	01/11/2028	497,738,488.39	488,418,717.26	490,794,393.74	585,290.42

Agency MBS

FNMA

Cusip	Description	Yield	Market Price	Final Maturity	Par Value	Market Value	Book Value	Net Unrealized Gain/Loss
3140NWG90	FN BZ2023	4.497	97.9300	10/01/2029	15,000,000.00	14,689,497.60	14,645,259.04	49,263.22
3140HVB60	FN BL3660	4.458	92.6476	08/01/2029	24,882,486.25	23,053,037.03	23,131,007.39	47,428.94
3140HUNU6	FN BL3102	4.475	92.4700	08/01/2029	22,326,689.75	20,645,480.86	20,683,493.22	79,634.34
3140HUNU6	FN BL3102	4.139	92.4700	08/01/2029	4,868,111.44	4,501,540.65	4,570,529.50	(49,953.38)
3140HUNU6	FN BL3102	4.396	92.4700	08/01/2029	24,827,279.00	22,957,774.71	23,072,221.46	7,088.93
3138L5YU8	FN AM5222	4.323	98.7299	07/01/2029	28,531,595.29	28,169,203.51	28,531,595.29	(362,391.78)
3140NVFJ1	FN BZ1068	4.555	100.6025	06/01/2029	10,000,000.00	10,060,254.40	10,000,000.00	60,254.40
3140NVFJ1	FN BZ1068	4.555	100.6025	06/01/2029	15,000,000.00	15,090,381.60	15,000,000.00	90,381.60
3140NVE37	FN BZ1053	4.596	100.7196	06/01/2029	15,770,000.00	15,883,481.87	15,770,000.00	113,481.87
3140NU4W6	FN BZ0836	4.606	100.7364	05/01/2029	16,365,000.00	16,485,505.64	16,365,000.00	120,505.64
3140NU6F1	FN BZ0869	4.623	100.7164	04/01/2029	32,230,000.00	32,460,892.50	32,194,532.65	271,180.00
3140NUPT0	FN BZ0433	4.580	99.1670	03/01/2029	25,000,000.00	24,791,758.75	24,664,715.34	182,383.75
3140NUPT0	FN BZ0433	4.612	99.1670	03/01/2029	25,681,000.00	25,467,086.26	25,295,072.23	230,487.94
3140NURK7	FN BZ0489	4.552	100.5387	02/01/2029	25,000,000.00	25,134,672.75	25,000,000.00	134,672.75
3140NURK7	FN BZ0489	4.636	100.5387	02/01/2029	16,000,000.00	16,086,190.56	15,948,181.95	143,690.56
3140NUNR6	FN BZ0399	4.670	100.5620	02/01/2029	15,000,000.00	15,084,302.70	14,946,634.91	147,583.95
3140LLKK6	FN BS9297	5.110	99.8788	10/01/2028	21,050,000.00	21,024,497.08	20,548,826.83	622,442.39
3140LLZT1	FN BS9753	5.092	101.9790	10/01/2028	20,000,000.00	20,395,806.40	19,958,634.59	448,931.40
3140LLB83	FN BS9062	5.049	100.0462	09/01/2028	20,000,000.00	20,009,243.40	19,603,853.12	527,993.40
3140LLMH1	FN BS9359	5.051	101.2131	08/01/2028	15,874,000.00	16,066,565.11	15,742,186.46	366,807.06
3140LLFK2	FN BS9169	5.040	100.9152	08/01/2028	17,532,000.00	17,692,449.88	17,335,907.45	418,635.97
3136BQDE6	FNA 2023-M6 A2	4.724	98.7123	07/25/2028	23,888,650.25	23,581,035.38	23,500,623.43	186,021.70
3140LKKW2	FN BS8408	4.658	99.8713	06/01/2028	12,003,000.00	11,987,549.62	11,900,949.07	108,799.42
3140LKYQ0	FN BS8818	4.526	98.1091	06/01/2028	25,000,000.00	24,527,275.25	24,548,180.70	163,994.00
3140LKU84	FN BS8706	4.510	98.6560	06/01/2028	25,000,000.00	24,663,990.50	24,628,093.18	185,474.87
3140LKJP9	FN BS8369	4.649	99.5467	05/01/2028	16,850,000.00	16,773,627.21	16,699,643.95	115,822.52
3140LKJM6	FN BS8367	4.651	99.1839	05/01/2028	14,563,000.00	14,444,148.30	14,352,505.01	139,414.00
3140LKJC8	FN BS8358	4.074	98.8497	04/01/2028	24,459,000.00	24,177,641.27	24,459,000.00	(281,358.73)
3140LBU27	FN BS1500	4.591	89.9760	03/01/2028	29,612,500.00	26,644,129.97	26,542,220.79	534,233.49
3140LBU27	FN BS1500	3.741	89.9760	03/01/2028	20,000,000.00	17,995,191.20	18,396,249.75	(291,527.55)
3140LBP64	FN BS1344	4.165	89.8516	03/01/2028	20,000,000.00	17,970,322.80	18,176,346.73	(47,645.95)
3140LHSB7	FN BS6813	4.363	99.5143	02/01/2028	19,478,000.00	19,383,393.21	19,466,288.50	(76,346.17)
3140LJS23	FN BS7736	4.416	98.6823	02/01/2028	20,000,000.00	19,736,450.60	19,827,157.45	5,200.60
3140LJS23	FN BS7736	4.071	98.6823	02/01/2028	15,000,000.00	14,802,337.95	15,000,000.00	(197,662.05)

3140LJS23	FN BS7736	4.078	98.6823	02/01/2028	10,000,000.00	9,868,225.30	10,000,000.00	(131,774.70)
3140LHVX5	FN BS6929	4.280	99.1443	11/01/2027	31,100,000.00	30,833,873.88	31,038,869.52	(162,864.40)
3140LH4A5	FN BS7116	4.363	99.6135	11/01/2027	20,210,000.00	20,131,884.71	20,210,000.00	(78,115.29)
3136BML55	FNA 2022-M11 A2	4.554	95.9404	10/25/2027	24,205,254.90	23,222,619.58	23,533,092.45	160,820.92
3138LKZ34	FN AN7061	6.197	95.0917	10/01/2027	12,800,000.00	12,171,735.68	12,196,637.94	143,735.68
3136AY6X6	FNA 2017-M15 A2	4.609	96.2545	09/25/2027	14,281,628.02	13,746,706.36	13,912,385.06	42,480.17
3138LJ5T3	FN AN6257	4.582	96.5164	08/01/2027	15,004,034.93	14,481,351.82	14,574,551.95	255,065.11
3138LHUZ5	FN AN5099	3.076	96.7926	04/01/2027	23,517,785.25	22,763,482.63	23,506,761.28	(732,254.69)
3140HV2G8	FN BL4374	4.291	95.2687	10/01/2026	21,300,000.00	20,292,224.58	20,395,825.57	345,107.39
3138LEVL2	FN AN2418	5.290	95.8494	09/01/2026	15,000,000.00	14,377,412.40	14,359,341.89	23,083.48
3138LENE7	FN AN2188	3.543	96.5839	07/01/2026	9,750,077.60	9,417,003.44	9,677,464.60	(145,689.85)
3138LD5W9	FN AN1760	4.176	96.8027	06/01/2026	15,000,000.00	14,520,407.85	14,842,511.00	(62,404.65)
3138LCW35	FN AN0665	5.458	98.1075	02/01/2026	14,587,753.55	14,311,683.37	14,264,663.52	229,372.76
3138LCH81	FN AN0254	3.738	98.2012	12/01/2025	7,178,831.08	7,049,698.05	7,139,420.14	6,591.75
3138LCHR9	FEDERAL NATIONAL MORTGAGE ASSOCIATION	2.939	98.2012	12/01/2025	13,726,254.15	13,479,345.88	13,722,601.78	(234,039.91)
3138LCHF5	FN AN0229	4.369	98.4279	11/01/2025	23,820,000.00	23,445,517.44	23,554,586.09	(54,401.31)
3140JAVC9	FN BM6010	4.860	99.2868	09/01/2025	12,695,049.14	12,604,507.03	12,579,272.54	266,506.15
3138LAF46	FN AM9186	5.429	98.6620	06/01/2025	5,360,563.32	5,288,839.84	5,308,362.49	77,995.40
---	---	4.499	97.8190	04/11/2028	966,329,543.91	944,443,236.38	945,321,257.86	4,144,137.12

CD

Cusip	Description	Yield	Market Price	Final Maturity	Par Value	Market Value	Book Value	Net Unrealized Gain/Loss
86959THP4	SVENSKA HANDELSBANKEN AB (NEW YORK BRANCH)	4.500	100.0000	07/14/2025	50,000,000.00	50,000,000.00	50,000,000.00	0.00
86959THF6	SVENSKA HANDELSBANKEN AB (NEW YORK BRANCH)	4.480	100.0000	06/09/2025	50,000,000.00	50,000,000.00	50,000,000.00	0.00
06051WQG2	Bank of America, National Association	4.540	100.0000	06/09/2025	25,000,000.00	25,000,000.00	25,000,000.00	0.00
06051WQG2	Bank of America, National Association	4.540	100.0000	06/09/2025	50,000,000.00	50,000,000.00	50,000,000.00	0.00
21684XW77	COÖPERATIEVE RABOBANK U.A., NEW YORK BRANCH	4.310	100.0000	06/04/2025	50,000,000.00	50,000,000.00	50,000,000.00	0.00
86959THL3	SVENSKA HANDELSBANKEN AB (NEW YORK BRANCH)	4.560	100.0000	05/30/2025	50,000,000.00	50,000,000.00	50,000,000.00	0.00
06418NCQ3	Bank of Nova Scotia, Houston Branch	4.460	100.0000	05/28/2025	50,000,000.00	50,000,000.00	50,000,000.00	0.00
06051WQF4	Bank of America, National Association	4.510	100.0000	05/28/2025	50,000,000.00	50,000,000.00	50,000,000.00	0.00
06418NCN0	Bank of Nova Scotia, Houston Branch	5.560	100.0000	05/27/2025	10,000,000.00	10,000,000.00	10,000,000.00	0.00
06418NCM2	Bank of Nova Scotia, Houston Branch	4.620	100.0000	05/23/2025	50,000,000.00	50,000,000.00	50,000,000.00	0.00
06051WQE7	Bank of America, National Association	4.510	100.0000	05/14/2025	50,000,000.00	50,000,000.00	50,000,000.00	0.00
21684LJM5	COÖPERATIEVE RABOBANK U.A., NEW YORK BRANCH	4.350	100.0000	05/09/2025	50,000,000.00	50,000,000.00	50,000,000.00	0.00
06051WQL1	Bank of America, National Association	4.620	100.0000	05/09/2025	50,000,000.00	50,000,000.00	50,000,000.00	0.00
21684XX68	COÖPERATIEVE RABOBANK U.A., NEW YORK BRANCH	4.550	100.0000	05/07/2025	40,000,000.00	40,000,000.00	40,000,000.00	0.00
06367DLH6	Bank of Montreal - Chicago Branch	4.830	100.0000	05/06/2025	50,000,000.00	50,000,000.00	50,000,000.00	0.00
21684XW85	COÖPERATIEVE RABOBANK U.A., NEW YORK BRANCH	4.370	100.0000	05/06/2025	50,000,000.00	50,000,000.00	50,000,000.00	0.00
78015JLF2	Royal Bank of Canada New York Branch	5.260	100.0000	03/26/2025	50,000,000.00	50,000,000.00	50,000,000.00	0.00
21684XY42	COÖPERATIEVE RABOBANK U.A., NEW YORK BRANCH	4.570	100.0000	03/26/2025	60,000,000.00	60,000,000.00	60,000,000.00	0.00
89115BRM4	Toronto-Dominion Bank - New York Branch	5.470	100.0000	02/27/2025	25,000,000.00	25,000,000.00	25,000,000.00	0.00
86959TJE7	Svenska Handels AB Publ - New York Branch	4.520	100.0000	02/19/2025	50,000,000.00	50,000,000.00	50,000,000.00	0.00
78015JMF1	Royal Bank of Canada New York Branch	5.320	100.0000	02/18/2025	50,000,000.00	50,000,000.00	50,000,000.00	0.00
89115BWZ9	Toronto-Dominion Bank - New York Branch	5.000	100.0000	02/11/2025	50,000,000.00	50,000,000.00	50,000,000.00	0.00
78015JMB0	Royal Bank of Canada New York Branch	5.340	100.0000	02/05/2025	25,000,000.00	25,000,000.00	25,000,000.00	0.00

78015JL39	Royal Bank of Canada New York Branch	5.290	100.0000	01/31/2025	25,000,000.00	25,000,000.00	25,000,000.00	0.00
06051WNV2	Bank of America, National Association	5.400	100.0000	01/31/2025	50,000,000.00	50,000,000.00	50,000,000.00	0.00
78015JLP0	Royal Bank of Canada New York Branch	5.280	100.0000	01/27/2025	30,000,000.00	30,000,000.00	30,000,000.00	0.00
89115DGJ9	Toronto-Dominion Bank - New York Branch	5.360	100.0000	01/27/2025	50,000,000.00	50,000,000.00	50,000,000.00	0.00
06051WNQ3	Bank of America, National Association	5.410	100.0000	01/22/2025	50,000,000.00	50,000,000.00	50,000,000.00	0.00
06051WNQ3	Bank of America, National Association	5.410	100.0000	01/22/2025	50,000,000.00	50,000,000.00	50,000,000.00	0.00
86959TDS2	SVENSKA HANDELSBANKEN AB (NEW YORK BRANCH)	5.480	100.0000	01/21/2025	40,000,000.00	40,000,000.00	40,000,000.00	0.00
06418NBD3	Bank of Nova Scotia, Houston Branch	5.460	100.0000	01/21/2025	40,000,000.00	40,000,000.00	40,000,000.00	0.00
89115DPA8	Toronto-Dominion Bank - New York Branch	5.530	100.0000	01/21/2025	30,000,000.00	30,000,000.00	30,000,000.00	0.00
06367DK38	Bank of Montreal - Chicago Branch	5.550	100.0000	01/16/2025	100,000,000.00	100,000,000.00	100,000,000.00	0.00
06367DJE6	Bank of Montreal - Chicago Branch	5.500	100.0000	01/14/2025	50,000,000.00	50,000,000.00	50,000,000.00	0.00
78015JMP9	Royal Bank of Canada New York Branch	5.420	100.0000	01/10/2025	50,000,000.00	50,000,000.00	50,000,000.00	0.00
06051WPC2	Bank of America, National Association	5.390	100.0000	01/09/2025	25,000,000.00	25,000,000.00	25,000,000.00	0.00
78015JKP1	Royal Bank of Canada New York Branch	5.230	100.0000	01/08/2025	50,000,000.00	50,000,000.00	50,000,000.00	0.00
06367DJU0	Bank of Montreal - Chicago Branch	5.490	100.0000	01/08/2025	50,000,000.00	50,000,000.00	50,000,000.00	0.00
06418NAW2	Bank of Nova Scotia, Houston Branch	5.450	100.0000	01/06/2025	50,000,000.00	50,000,000.00	50,000,000.00	0.00
86959TDB9	SVENSKA HANDELSBANKEN AB (NEW YORK BRANCH)	5.400	100.0000	01/03/2025	50,000,000.00	50,000,000.00	50,000,000.00	0.00
06051WNN0	Bank of America, National Association	5.422	100.0000	01/03/2025	50,000,000.00	50,000,000.00	50,000,000.00	0.00
86959TCV6	SVENSKA HANDELSBANKEN AB (NEW YORK BRANCH)	5.340	100.0000	12/27/2024	50,000,000.00	50,000,000.00	50,000,000.00	0.00
06051WNR1	Bank of America, National Association	5.430	100.0000	12/23/2024	50,000,000.00	50,000,000.00	50,000,000.00	0.00
06051WRL0	Bank of America, National Association	4.640	100.0000	12/13/2024	40,000,000.00	40,000,000.00	40,000,000.00	0.00
---	---	5.020	100.0000	03/09/2025	2,015,000,000.00	2,015,000,000.00	2,015,000,000.00	0.00

CP

CP	Cusip	Description	Yield	Market Price	Final Maturity	Par Value	Market Value	Book Value	Net Unrealized Gain/Loss
	46651VGC4	J.P. Morgan Securities LLC	4.575	100.0000	08/08/2025	50,000,000.00	50,000,000.00	50,000,000.00	0.00
	46651VGB6	J.P. Morgan Securities LLC	4.574	100.0000	08/04/2025	50,000,000.00	50,000,000.00	50,000,000.00	0.00
	21687AV18	COÖPERATIEVE RABOBANK U.A., NEW YORK BRANCH	4.429	97.0908	08/01/2025	8,270,000.00	8,029,405.03	8,029,405.03	24,752.57
	7426M2U90	Private Export Funding Corporation	4.290	97.4456	07/09/2025	25,000,000.00	24,361,388.89	24,361,388.89	116,111.11
	7426M2SW2	Private Export Funding Corporation	4.274	97.9150	05/30/2025	25,000,000.00	24,478,750.00	24,478,750.00	173,750.00
	46651VGH3	J.P. Morgan Securities LLC	4.650	100.0000	05/27/2025	100,000,000.00	100,000,000.00	100,000,000.00	0.00
	46651VGE0	J.P. Morgan Securities LLC	4.650	100.0000	05/19/2025	50,000,000.00	50,000,000.00	50,000,000.00	0.00
	7426M4SE8	Private Export Funding Corporation	4.448	98.0183	05/14/2025	25,000,000.00	24,504,583.33	24,504,583.33	57,395.83
	46651VGD2	J.P. Morgan Securities LLC	4.580	100.0000	05/14/2025	50,000,000.00	50,000,000.00	50,000,000.00	0.00
	7426M2S69	Private Export Funding Corporation	4.369	98.1497	05/06/2025	25,000,000.00	24,537,416.67	24,537,416.67	136,402.78
	7426M2RW3	Private Export Funding Corporation	4.786	98.0625	04/30/2025	25,000,000.00	24,515,625.00	24,515,625.00	355,208.33
	46651VFW1	J.P. Morgan Securities LLC	5.019	100.0000	04/29/2025	50,000,000.00	50,000,000.00	50,000,000.00	0.00
	7426M2QK0	Private Export Funding Corporation	4.733	98.6140	03/19/2025	25,000,000.00	24,653,500.00	24,653,500.00	266,291.67
	21687AQ30	COÖPERATIEVE RABOBANK U.A., NEW YORK BRANCH	4.760	98.8117	03/03/2025	28,000,000.00	27,667,266.67	27,667,266.67	314,650.00
	7426M2PK1	Private Export Funding Corporation	4.898	98.9333	02/19/2025	25,000,000.00	24,733,333.33	24,734,444.44	337,472.22
	7426M2PK1	Private Export Funding Corporation	4.916	98.9333	02/19/2025	30,000,000.00	29,680,000.00	29,680,000.00	376,000.00
	7426M2P54	Private Export Funding Corporation	4.855	99.1292	02/05/2025	25,000,000.00	24,782,291.66	24,782,291.66	273,784.72
	64105GP40	Nestle Capital Corporation	4.856	99.1424	02/04/2025	22,750,000.00	22,554,887.15	22,554,887.15	261,151.04
	7426M4P35	Private Export Funding Corporation	5.186	99.1040	02/03/2025	10,000,000.00	9,910,400.00	9,910,400.00	221,200.00
	7426M2NX5	Private Export Funding Corporation	5.262	99.1341	01/31/2025	50,000,000.00	49,567,069.45	49,567,069.45	1,178,138.89

7426M2NV9	Private Export Funding Corporation	5.267	99.1609	01/29/2025	50,000,000.00	49,580,444.45	49,580,444.45	1,080,888.89
63763PNH8	National Securities Clearing Corporation	4.648	99.4034	01/17/2025	50,000,000.00	49,701,680.55	49,701,680.55	241,194.44
63763PNG0	National Securities Clearing Corporation	4.646	99.4161	01/16/2025	30,000,000.00	29,824,816.67	29,824,816.67	125,675.00
63763PNA3	National Securities Clearing Corporation	4.533	99.5033	01/10/2025	50,000,000.00	49,751,666.67	49,751,666.67	31,041.67
63763PNA3	National Securities Clearing Corporation	4.533	99.5033	01/10/2025	50,000,000.00	49,751,666.67	49,751,666.67	31,041.67
63763PNA3	National Securities Clearing Corporation	4.533	99.5033	01/10/2025	50,000,000.00	49,751,666.67	49,751,666.67	31,041.67
63763PNA3	National Securities Clearing Corporation	4.533	99.5033	01/10/2025	30,000,000.00	29,851,000.00	29,851,000.00	18,625.00
7426M2N80	Private Export Funding Corporation	5.254	99.4606	01/08/2025	25,000,000.00	24,865,152.78	24,865,152.78	592,618.06
82619TMW4	Siemens Capital Company LLC	4.781	99.6214	12/30/2024	50,000,000.00	49,810,694.45	49,810,694.45	332,916.67
82619TMW4	Siemens Capital Company LLC	4.781	99.6214	12/30/2024	50,000,000.00	49,810,694.45	49,810,694.45	332,916.67
7426M2MT5	Private Export Funding Corporation	5.204	99.6360	12/27/2024	25,000,000.00	24,909,000.00	24,909,000.00	847,000.00
6698M4MP4	Novartis Finance Corporation	4.630	99.7207	12/23/2024	55,000,000.00	54,846,397.23	54,846,397.23	27,927.78
63763PMJ5	National Securities Clearing Corporation	4.654	99.7828	12/18/2024	50,000,000.00	49,891,388.89	49,891,625.00	120,888.89
63763PMJ5	National Securities Clearing Corporation	4.664	99.7828	12/18/2024	50,000,000.00	49,891,388.89	49,891,388.89	115,000.00
63763PMH9	National Securities Clearing Corporation	4.777	99.7911	12/17/2024	78,360,000.00	78,196,314.67	78,196,314.67	531,977.34
82619TMH7	Siemens Capital Company LLC	4.602	99.7982	12/17/2024	50,000,000.00	49,899,111.11	49,899,111.11	113,500.00
63763PMC0	National Securities Clearing Corporation	5.243	99.8448	12/12/2024	25,000,000.00	24,961,194.44	24,961,194.44	874,888.88
14912DM30	Caterpillar Financial Services Corporation	4.635	99.9746	12/03/2024	50,000,000.00	49,987,277.78	49,987,277.78	25,444.45
14912DM30	Caterpillar Financial Services Corporation	4.635	99.9746	12/03/2024	50,000,000.00	49,987,277.78	49,987,277.78	25,444.44
---	---	4.724	99.4847	02/22/2025	1,567,380,000.00	1,559,244,751.30	1,559,246,098.53	9,592,340.65

**Corporate
CORP**

Cusip	Description	Yield	Market Price	Final Maturity	Par Value	Market Value	Book Value	Net Unrealized Gain/Loss
037833EH9	APPLE INC	4.155	90.2689	08/05/2028	9,500,000.00	8,575,545.50	8,621,606.15	29,155.50
037833ET3	APPLE INC	4.014	99.3186	05/10/2028	15,470,000.00	15,364,587.42	15,462,466.66	(97,213.48)
931142FB4	WALMART INC	4.249	98.8914	04/15/2028	5,000,000.00	4,944,570.00	4,945,910.61	4,020.00
037833EC0	APPLE INC	3.934	90.8981	02/08/2028	10,000,000.00	9,089,810.00	9,193,382.94	(32,890.00)
037833EC0	APPLE INC	3.693	90.8981	02/08/2028	5,000,000.00	4,544,905.00	4,629,627.73	(64,995.00)
037833DK3	APPLE INC	4.252	96.7366	11/13/2027	11,148,000.00	10,784,196.17	10,765,187.37	28,605.77
037833DB3	APPLE INC	4.444	96.2448	09/12/2027	4,296,000.00	4,134,676.61	4,125,636.84	30,020.45
037833DB3	APPLE INC	3.620	96.2448	09/12/2027	25,000,000.00	24,061,200.00	24,529,485.70	(436,300.00)
037833DB3	APPLE INC	3.618	96.2448	09/12/2027	10,000,000.00	9,624,480.00	9,812,187.27	(176,420.00)
037833DB3	APPLE INC	4.322	96.2448	09/12/2027	8,635,000.00	8,310,738.48	8,316,611.77	1,968.78
931142EX7	WALMART INC	4.404	99.1544	09/09/2027	20,000,000.00	19,830,880.00	19,766,598.59	92,880.00
931142EX7	WALMART INC	4.326	99.1544	09/09/2027	3,770,000.00	3,738,120.88	3,733,496.16	9,025.38
594918CQ5	MICROSOFT CORP	3.994	97.9514	06/15/2027	6,441,000.00	6,309,049.67	6,349,834.52	(30,053.71)
594918CQ5	MICROSOFT CORP	3.718	97.9514	06/15/2027	5,000,000.00	4,897,570.00	4,961,776.12	(60,780.00)
037833CR9	APPLE INC	3.677	97.4823	05/11/2027	20,000,000.00	19,496,460.00	19,779,054.21	(264,740.00)
037833CR9	APPLE INC	3.647	97.4823	05/11/2027	10,411,000.00	10,148,882.25	10,303,216.59	(147,076.20)
931142CH4	WALMART INC	3.581	103.5499	04/05/2027	3,351,000.00	3,469,957.15	3,521,735.61	(66,755.27)
771196BV3	ROCHE HOLDINGS INC	4.559	95.4132	03/10/2027	5,000,000.00	4,770,660.00	4,761,847.74	43,860.00
771196BV3	ROCHE HOLDINGS INC	4.326	95.4132	03/10/2027	25,000,000.00	23,853,300.00	23,928,844.74	80,800.00
771196BV3	ROCHE HOLDINGS INC	4.213	95.4132	03/10/2027	20,000,000.00	19,082,640.00	19,189,422.22	(2,160.00)
771196BV3	ROCHE HOLDINGS INC	4.128	95.4132	03/10/2027	5,710,000.00	5,448,093.72	5,488,657.54	(13,863.88)
771196BV3	ROCHE HOLDINGS INC	3.870	95.4132	03/10/2027	6,000,000.00	5,724,792.00	5,799,068.43	(61,188.00)

037833CJ7	APPLE INC	4.528	97.9661	02/09/2027	4,700,000.00	4,604,406.70	4,588,204.83	66,509.70
037833CJ7	APPLE INC	4.797	97.9661	02/09/2027	5,000,000.00	4,898,305.00	4,852,744.48	73,355.00
037833CJ7	APPLE INC	3.970	97.9661	02/09/2027	5,000,000.00	4,898,305.00	4,935,937.85	(29,545.00)
037833CJ7	APPLE INC	4.004	97.9661	02/09/2027	10,000,000.00	9,796,610.00	9,864,941.18	(51,280.00)
037833CJ7	APPLE INC	3.748	97.9661	02/09/2027	10,000,000.00	9,796,610.00	9,917,191.39	(111,990.00)
771196BL5	ROCHE HOLDINGS INC	4.335	95.7667	01/28/2027	3,000,000.00	2,873,001.00	2,882,082.46	35,811.00
771196BL5	ROCHE HOLDINGS INC	4.325	95.7667	01/28/2027	3,000,000.00	2,873,001.00	2,882,690.85	34,971.00
771196BL5	ROCHE HOLDINGS INC	4.903	95.7667	01/28/2027	5,000,000.00	4,788,335.00	4,746,815.43	92,285.00
771196BL5	ROCHE HOLDINGS INC	3.876	95.7667	01/28/2027	24,000,000.00	22,984,008.00	23,263,220.00	(208,152.00)
771196BL5	ROCHE HOLDINGS INC	3.865	95.7667	01/28/2027	10,000,000.00	9,576,670.00	9,695,221.35	(89,930.00)
594918CG7	MICROSOFT CORP	4.560	98.2258	09/15/2026	14,108,000.00	13,857,695.86	13,835,716.71	172,089.38
037833DN7	APPLE INC	5.003	96.0547	09/11/2026	10,557,000.00	10,140,494.68	10,040,023.71	249,430.24
594918BR4	MICROSOFT CORP	4.510	96.8588	08/08/2026	11,846,000.00	11,473,893.45	11,448,262.55	106,471.85
594918BR4	MICROSOFT CORP	4.070	96.8588	08/08/2026	20,000,000.00	19,371,760.00	19,464,448.13	1,360.00
037833BZ2	APPLE INC	4.875	96.7960	08/04/2026	34,000,000.00	32,910,640.00	32,704,337.53	575,280.00
037833BZ2	APPLE INC	5.028	96.7960	08/04/2026	16,000,000.00	15,487,360.00	15,353,088.16	317,440.00
037833BY5	APPLE INC	4.412	98.6256	02/23/2026	10,000,000.00	9,862,560.00	9,865,242.95	98,760.00
037833BY5	APPLE INC	4.411	98.6256	02/23/2026	436,000.00	430,007.62	430,127.08	4,301.58
037833BY5	APPLE INC	4.381	98.6256	02/23/2026	15,000,000.00	14,793,840.00	14,798,934.24	8,340.00
037833BY5	APPLE INC	4.398	98.6256	02/23/2026	5,000,000.00	4,931,280.00	4,931,941.05	3,280.00
771196BJ0	ROCHE HOLDINGS INC	4.882	98.5210	11/10/2025	3,300,000.00	3,251,193.00	3,244,511.57	50,556.00
931142EW9	WALMART INC	4.019	99.5548	09/09/2025	1,984,000.00	1,975,167.23	1,982,214.06	(6,590.85)
931142EW9	WALMART INC	4.044	99.5548	09/09/2025	50,000,000.00	49,777,400.00	49,945,166.67	(156,100.00)
931142ED1	WALMART INC	4.214	99.4113	06/26/2025	1,668,000.00	1,658,180.48	1,661,810.14	(1,596.28)
742651DW9	PRIVATE EXPORT FUNDING CORP	4.202	99.2613	06/15/2025	23,790,000.00	23,614,263.27	23,670,471.23	(12,299.43)
037833BG4	APPLE INC	5.252	99.3810	05/13/2025	27,608,000.00	27,437,106.48	27,363,520.67	342,063.12
037833DT4	APPLE INC	5.290	98.2869	05/11/2025	25,096,000.00	24,666,080.42	24,652,248.48	526,488.98
037833DT4	APPLE INC	5.271	98.2869	05/11/2025	28,421,000.00	27,934,119.85	27,920,705.79	588,286.28
037833DT4	APPLE INC	5.192	98.2869	05/11/2025	10,000,000.00	9,828,690.00	9,826,522.50	173,490.00
037833DT4	APPLE INC	5.283	98.2869	05/11/2025	6,487,000.00	6,375,871.20	6,372,016.39	115,267.50
037833DT4	APPLE INC	5.230	98.2869	05/11/2025	44,549,000.00	43,785,831.08	43,768,915.09	724,322.19
771196BT8	ROCHE HOLDINGS INC	5.173	99.3782	03/10/2025	4,130,000.00	4,104,319.66	4,097,073.94	87,399.06
037833DF4	APPLE INC	5.294	99.7682	01/13/2025	25,000,000.00	24,942,050.00	24,927,437.50	232,300.00
037833DF4	APPLE INC	5.029	99.7682	01/13/2025	10,000,000.00	9,976,820.00	9,973,662.50	60,120.00
---	---	4.466	97.5770	07/11/2026	713,412,000.00	695,880,990.84	697,893,103.96	2,938,394.67

**Corporate
YANKEE**

Cusip	Description	Yield	Market Price	Final Maturity	Par Value	Market Value	Book Value	Net Unrealized Gain/Loss
45818LBL3	INTER-AMERICAN DEVELOPMENT BANK	4.510	99.2046	02/04/2025	50,000,000.00	49,602,300.00	49,596,458.33	43,091.67
45818LBL3	INTER-AMERICAN DEVELOPMENT BANK	4.510	99.2046	02/04/2025	50,000,000.00	49,602,300.00	49,596,458.33	43,091.67

**MM Fund
MMFUND**

Cusip	Description	Yield	Market Price	Final Maturity	Par Value	Market Value	Book Value	Net Unrealized Gain/Loss
949921126	ALLSPRING:GOVT MM SEL	4.570	1.0000	11/30/2024	56,000,000.00	56,000,000.00	56,000,000.00	0.00
949921126	ALLSPRING:GOVT MM SEL	4.570	1.0000	11/30/2024	21,000,000.00	21,000,000.00	21,000,000.00	0.00
949921126	ALLSPRING:GOVT MM SEL	4.570	1.0000	11/30/2024	15,000,000.00	15,000,000.00	15,000,000.00	0.00
949921126	ALLSPRING:GOVT MM SEL	4.570	1.0000	11/30/2024	180,000,000.00	180,000,000.00	180,000,000.00	0.00
608919718	FEDERATED HRMS GV O PRMR	4.550	1.0000	11/30/2024	1,000,000.00	1,000,000.00	1,000,000.00	0.00
31607A703	FIDELITY IMM:GOVT INSTL	4.540	1.0000	11/30/2024	1,000,000.00	1,000,000.00	1,000,000.00	0.00
665278404	NORTHERN INST:US GVT SHS	4.430	1.0000	11/30/2024	0.03	0.03	0.03	0.00
665278404	NORTHERN INST:US GVT SHS	4.430	1.0000	11/30/2024	7,564,100.42	7,564,100.42	7,564,100.42	0.00
61747C707	MORG STAN ILQ:GV I	4.580	1.0000	11/30/2024	35,000,000.00	35,000,000.00	35,000,000.00	0.00
85749T517	SS INST INV:US GV MM OPP	4.560	1.0000	11/30/2024	1,000,000.00	1,000,000.00	1,000,000.00	0.00
85749T517	SS INST INV:US GV MM OPP	4.560	1.0000	11/30/2024	270,000,000.00	270,000,000.00	270,000,000.00	0.00
69347S	PNC BANK DEPOSIT	4.660	1.0000	11/30/2024	25,000,000.00	25,000,000.00	25,000,000.00	0.00
4812CA538	JPMORGAN:US GVT MM EMPWR	4.530	1.0000	11/30/2024	1,000,000.00	1,000,000.00	1,000,000.00	0.00
4812CA538	JPMORGAN:US GVT MM EMPWR	4.530	1.0000	11/30/2024	115,000,000.00	115,000,000.00	115,000,000.00	0.00
---	---	4.562	1.0000	11/30/2024	728,564,100.45	728,564,100.45	728,564,100.45	0.00

Muni

MUNI

Cusip	Description	Yield	Market Price	Final Maturity	Par Value	Market Value	Book Value	Net Unrealized Gain/Loss
60412AR54	MINNESOTA ST	4.051	99.6620	08/01/2028	1,250,000.00	1,245,775.00	1,250,000.00	(4,225.00)
419792M29	HAWAII ST	4.513	101.7690	10/01/2027	5,000,000.00	5,088,450.00	5,062,960.28	4,300.00
13063D3N6	CALIFORNIA ST	4.847	101.2880	03/01/2027	9,300,000.00	9,419,784.00	9,300,000.00	119,784.00
13063EBN5	CALIFORNIA ST	5.096	100.9060	09/01/2026	30,000,000.00	30,271,800.00	30,198,562.24	2,700.00
93974EYC4	WASHINGTON ST	3.370	98.6170	08/01/2026	20,825,000.00	20,536,990.25	20,825,000.00	(288,009.75)
419792A89	HAWAII ST	1.033	98.6580	10/01/2025	12,775,000.00	12,603,559.50	12,953,377.77	(1,022,255.50)
419792D45	HAWAII ST	1.033	97.2750	10/01/2025	3,660,000.00	3,560,265.00	3,660,000.00	(99,735.00)
419792F92	HAWAII ST	1.033	97.8520	08/01/2025	6,250,000.00	6,115,750.00	6,250,000.00	(134,250.00)
802498YZ2	SANTA MONICA-MALIBU UNIFIED SCHOOL FACILITY IMPF	0.669	97.5750	08/01/2025	1,000,000.00	975,750.00	1,000,000.00	(24,250.00)
56781RKT3	MARIN CALIF CMNTY COLLEGE DIST	0.763	97.5570	08/01/2025	1,065,000.00	1,038,982.05	1,065,000.00	(26,017.95)
074437HB3	BEAUMONT CALIF UNI SCH DIST	1.109	97.5270	08/01/2025	500,000.00	487,635.00	500,000.00	(12,365.00)
7994082E8	SAN RAMON VALLEY CALIF UNI SCH DIST	0.967	97.7390	08/01/2025	4,505,000.00	4,403,141.95	4,505,000.00	(101,858.05)
93974EYB6	WASHINGTON ST	3.350	99.3390	08/01/2025	10,065,000.00	9,998,470.35	10,065,000.00	(66,529.65)
60412AR21	MINNESOTA ST	4.593	100.1410	08/01/2025	500,000.00	500,705.00	500,000.00	705.00
358233DW1	FRESNO CALIF UNI SCH DIST	4.622	100.1660	08/01/2025	320,000.00	320,531.20	320,000.00	531.20
797356NV0	SAN DIEGO CALIF UNI SCH DIST	4.454	99.9100	07/01/2025	22,570,000.00	22,549,687.00	22,570,000.00	(20,313.00)
8913815P6	TORRANCE CALIF UNI SCH DIST	4.900	100.0680	01/15/2025	330,000.00	330,224.40	330,000.00	224.40
---	---	3.580	99.6418	03/23/2026	129,915,000.00	129,447,500.70	130,354,900.28	(1,671,564.30)

Mutual Fund

Open-End Fund

Cusip	Description	Yield	Market Price	Final Maturity	Par Value	Market Value	Book Value	Net Unrealized Gain/Loss
CLTRSF	CALTRUST	4.570	1.0086	---	93,213,169.12	94,017,200.84	94,017,200.84	(0.00)

CLTRSF	CALTRUST	4.570	1.0086	---	93,213,169.12	94,017,200.84	94,017,200.84	(0.00)
--------	----------	-------	--------	-----	---------------	---------------	---------------	--------

Non-US Gov

SUPRANATIONAL

Cusip	Description	Yield	Market Price	Final Maturity	Par Value	Market Value	Book Value	Net Unrealized Gain/Loss
459058LG6	INTERNATIONAL BANK FOR RECONSTRUCTION AND DEV	5.590	99.9815	05/15/2028	10,000,000.00	9,998,150.00	10,015,647.45	(18,850.00)
459058LG6	INTERNATIONAL BANK FOR RECONSTRUCTION AND DEV	5.584	99.9815	05/15/2028	10,000,000.00	9,998,150.00	10,014,932.89	(18,050.00)
459058LG6	INTERNATIONAL BANK FOR RECONSTRUCTION AND DEV	5.601	99.9815	05/15/2028	10,000,000.00	9,998,150.00	10,013,112.17	(15,950.00)
459058LG6	INTERNATIONAL BANK FOR RECONSTRUCTION AND DEV	5.096	99.9815	05/15/2028	5,000,000.00	4,999,075.00	5,005,697.29	(6,925.00)
45950VTB2	INTERNATIONAL FINANCE CORPORATION	4.476	100.7609	03/15/2028	40,000,000.00	40,304,371.60	40,000,000.00	304,371.60
45906M5B3	INTERNATIONAL BANK FOR RECONSTRUCTION AND DEV	5.250	99.9460	03/14/2028	25,000,000.00	24,986,500.00	25,000,000.00	(13,500.00)
45906M4Z1	INTERNATIONAL BANK FOR RECONSTRUCTION AND DEV	5.274	100.1225	02/28/2028	25,000,000.00	25,030,620.00	25,000,000.00	30,620.00
45950VTK2	INTERNATIONAL FINANCE CORP	4.841	101.4389	03/23/2027	15,000,000.00	15,215,833.65	15,000,000.00	215,833.65
45950VSW7	INTERNATIONAL FINANCE CORP	4.430	100.5552	02/22/2027	50,000,000.00	50,277,595.50	50,000,000.00	277,595.50
45950VRX6	INTERNATIONAL FINANCE CORP	4.077	99.6815	02/01/2027	25,000,000.00	24,920,387.25	24,961,959.92	(10,112.75)
459058LE1	INTERNATIONAL BANK FOR RECONSTRUCTION AND DEV	4.764	100.5215	04/10/2026	20,000,000.00	20,104,300.00	19,996,473.97	109,500.00
459058LE1	INTERNATIONAL BANK FOR RECONSTRUCTION AND DEV	4.764	100.5215	04/10/2026	50,000,000.00	50,260,750.00	49,991,184.93	273,750.00
45950VSY3	INTERNATIONAL FINANCE CORPORATION	4.644	100.0154	02/26/2026	25,000,000.00	25,003,851.00	25,000,000.00	3,851.00
459058JL8	INTERNATIONAL BANK FOR RECONSTRUCTION AND DEV	4.344	96.5262	10/28/2025	22,282,000.00	21,507,967.88	21,527,590.02	32,799.10
459515AX0	INTERNATIONAL FINANCE CORP	4.953	99.3665	01/22/2025	50,000,000.00	49,683,250.00	49,658,388.89	1,930,000.00
45950VRA6	INTERNATIONAL FINANCE CORP	1.099	99.5088	01/21/2025	25,000,000.00	24,877,211.75	24,997,987.45	(79,538.25)
459515AH5	INTERNATIONAL FINANCE CORP	4.944	99.5396	01/08/2025	25,000,000.00	24,884,900.00	24,875,180.56	968,858.33
---	---	4.572	99.9532	09/18/2026	432,282,000.00	432,051,063.63	431,058,155.54	3,984,253.18

US Gov

T-BILL

Cusip	Description	Yield	Market Price	Final Maturity	Par Value	Market Value	Book Value	Net Unrealized Gain/Loss
912797NA1	UNITED STATES TREASURY	4.288	96.2004	10/30/2025	15,000,000.00	14,430,066.60	14,430,847.50	29,984.10
912797MH7	UNITED STATES TREASURY	4.177	96.7877	09/04/2025	25,000,000.00	24,196,916.75	24,229,093.62	95,843.69
912797LW5	UNITED STATES TREASURY	4.185	97.4364	07/10/2025	50,000,000.00	48,718,194.50	48,765,500.14	405,158.11
912797NE3	UNITED STATES TREASURY	4.449	98.1225	05/08/2025	15,000,000.00	14,718,381.30	14,717,179.96	33,421.35
912797ND5	UNITED STATES TREASURY	4.473	98.1979	05/01/2025	30,000,000.00	29,459,375.10	29,456,966.25	113,892.60
912797MT1	UNITED STATES TREASURY	4.407	98.7726	03/13/2025	50,000,000.00	49,386,284.50	49,396,457.50	374,437.41
912797MM6	UNITED STATES TREASURY	4.469	98.8563	03/06/2025	25,000,000.00	24,714,083.25	24,714,934.03	206,197.14
912797MM6	UNITED STATES TREASURY	4.450	98.8563	03/06/2025	15,000,000.00	14,828,449.95	14,829,593.75	117,243.70
---	UNITED STATES TREASURY	4.346	97.9856	05/22/2025	225,000,000.00	220,451,751.95	220,540,572.74	1,376,178.10

US Gov

US GOV

Cusip	Description	Yield	Market Price	Final Maturity	Par Value	Market Value	Book Value	Net Unrealized Gain/Loss
91282CLR0	UNITED STATES TREASURY	4.370	100.1563	10/31/2029	25,000,000.00	25,039,062.50	24,731,437.21	309,570.31
91282CLC3	UNITED STATES TREASURY	4.081	99.5938	07/31/2029	10,000,000.00	9,959,375.00	9,966,118.95	(4,296.88)
91282CJN2	UNITED STATES TREASURY	4.314	100.9375	11/30/2028	10,000,000.00	10,093,750.00	10,021,890.79	71,484.37

91282CCY5	UNITED STATES TREASURY	3.548	89.9063	09/30/2028	7,000,000.00	6,293,437.50	6,430,249.83	(111,562.50)
9128284V9	UNITED STATES TREASURY	4.146	95.7344	08/15/2028	20,000,000.00	19,146,875.00	19,141,206.84	84,375.00
91282CHK0	UNITED STATES TREASURY	4.125	99.6250	06/30/2028	25,000,000.00	24,906,250.00	24,900,098.24	45,898.44
91282CFZ9	UNITED STATES TREASURY	3.840	99.3125	11/30/2027	15,000,000.00	14,896,875.00	15,013,865.56	(125,976.56)
91282CFZ9	UNITED STATES TREASURY	4.048	99.3125	11/30/2027	25,000,000.00	24,828,125.00	24,882,243.64	2,929.69
91282CFZ9	UNITED STATES TREASURY	4.165	99.3125	11/30/2027	25,000,000.00	24,828,125.00	24,797,231.70	35,156.25
912810FB9	UNITED STATES TREASURY	4.003	105.4063	11/15/2027	15,000,000.00	15,810,937.50	15,844,821.43	(614,062.50)
91282CLQ2	UNITED STATES TREASURY	4.077	99.3438	10/15/2027	18,000,000.00	17,881,875.00	17,902,432.30	(17,578.13)
91282CLQ2	UNITED STATES TREASURY	4.209	99.3438	10/15/2027	25,000,000.00	24,835,937.50	24,775,854.78	65,429.70
91282CFH9	UNITED STATES TREASURY	3.269	97.3906	08/31/2027	5,000,000.00	4,869,531.25	4,981,869.20	(97,460.94)
912810FA1	UNITED STATES TREASURY	3.247	105.5156	08/15/2027	15,000,000.00	15,827,343.75	16,162,385.53	(1,306,640.63)
912810FA1	UNITED STATES TREASURY	3.483	105.5156	08/15/2027	15,000,000.00	15,827,343.75	16,068,357.21	(1,129,687.50)
91282CEW7	UNITED STATES TREASURY	3.109	97.8594	06/30/2027	15,000,000.00	14,678,906.25	15,050,067.75	(415,429.69)
91282CEW7	UNITED STATES TREASURY	3.213	97.8594	06/30/2027	15,000,000.00	14,678,906.25	15,013,083.29	(345,703.13)
912828ZS2	UNITED STATES TREASURY	2.845	91.3906	05/31/2027	20,000,000.00	18,278,125.00	18,916,831.10	449,218.75
91282CEF4	UNITED STATES TREASURY	2.502	96.3750	03/31/2027	25,000,000.00	24,093,750.00	24,999,090.83	(904,296.88)
91282CEF4	UNITED STATES TREASURY	2.503	96.3750	03/31/2027	25,000,000.00	24,093,750.00	24,998,181.65	(902,343.75)
912810EZ7	UNITED STATES TREASURY	3.048	105.2813	02/15/2027	15,000,000.00	15,792,187.50	16,097,188.54	(1,456,640.63)
912810EY0	UNITED STATES TREASURY	4.205	104.5000	11/15/2026	25,000,000.00	26,125,000.00	26,019,797.59	(1,011,718.75)
91282CDG3	UNITED STATES TREASURY	2.884	94.3750	10/31/2026	10,000,000.00	9,437,500.00	9,686,697.27	179,296.87
91282CLS8	UNITED STATES TREASURY	4.176	99.8594	10/31/2026	25,000,000.00	24,964,843.75	24,976,590.63	(10,742.19)
91282CLS8	UNITED STATES TREASURY	4.216	99.8594	10/31/2026	25,000,000.00	24,964,843.75	24,958,400.06	7,812.50
91282CCZ2	UNITED STATES TREASURY	0.982	94.1719	09/30/2026	20,000,000.00	18,834,375.00	19,961,893.12	(1,061,458.60)
91282CCZ2	UNITED STATES TREASURY	2.540	94.1719	09/30/2026	15,000,000.00	14,125,781.25	14,570,999.72	182,226.56
91282CCW9	UNITED STATES TREASURY	0.832	94.1875	08/31/2026	25,000,000.00	23,546,875.00	24,965,205.68	(1,353,541.25)
91282CCW9	UNITED STATES TREASURY	0.902	94.1875	08/31/2026	25,000,000.00	23,546,875.00	24,935,344.19	(1,270,507.81)
91282CCJ8	UNITED STATES TREASURY	0.882	94.8750	06/30/2026	20,000,000.00	18,975,000.00	19,997,843.33	(1,018,166.80)
91282CCJ8	UNITED STATES TREASURY	0.906	94.8750	06/30/2026	35,000,000.00	33,206,250.00	34,983,171.23	(1,740,429.69)
91282CBT7	UNITED STATES TREASURY	0.715	95.4531	03/31/2026	25,000,000.00	23,863,281.25	25,011,433.50	(1,175,781.25)
91282CBQ3	UNITED STATES TREASURY	0.591	95.4063	02/28/2026	20,000,000.00	19,081,250.00	19,977,724.40	(829,258.60)
912828P46	UNITED STATES TREASURY	0.799	96.8594	02/15/2026	10,000,000.00	9,685,937.50	10,097,626.89	(715,622.50)
912828P46	UNITED STATES TREASURY	0.670	96.8594	02/15/2026	10,000,000.00	9,685,937.50	10,113,297.28	(780,078.13)
91282CBH3	UNITED STATES TREASURY	2.447	95.5156	01/31/2026	15,000,000.00	14,327,343.75	14,656,211.77	465,234.37
91282CBH3	UNITED STATES TREASURY	0.586	95.5156	01/31/2026	10,000,000.00	9,551,562.50	9,975,779.32	(345,703.13)
91282CBH3	UNITED STATES TREASURY	0.593	95.5156	01/31/2026	10,000,000.00	9,551,562.50	9,974,973.36	(342,578.13)
91282CBC4	UNITED STATES TREASURY	0.700	95.8281	12/31/2025	25,000,000.00	23,957,031.25	24,913,578.21	(695,312.50)
91282CJL6	UNITED STATES TREASURY	4.409	100.4844	11/30/2025	25,000,000.00	25,121,093.75	25,112,153.25	5,859.37
912828M56	UNITED STATES TREASURY	4.354	98.0156	11/15/2025	25,000,000.00	24,503,906.25	24,512,980.81	14,648.44
91282CFW6	UNITED STATES TREASURY	4.339	100.1094	11/15/2025	10,000,000.00	10,010,937.50	10,014,858.65	(4,687.50)
91282CFW6	UNITED STATES TREASURY	4.353	100.1094	11/15/2025	15,000,000.00	15,016,406.25	15,020,284.75	(5,273.44)
91282CJE2	UNITED STATES TREASURY	4.330	100.5156	10/31/2025	50,000,000.00	50,257,812.50	50,296,682.36	(66,406.25)
91282CJE2	UNITED STATES TREASURY	4.192	100.5156	10/31/2025	50,000,000.00	50,257,812.50	50,357,072.37	(148,437.50)
91282CJE2	UNITED STATES TREASURY	4.343	100.5156	10/31/2025	50,000,000.00	50,257,812.50	50,290,738.16	(54,687.50)
91282CJE2	UNITED STATES TREASURY	4.402	100.5156	10/31/2025	25,000,000.00	25,128,906.25	25,132,131.95	(10,742.19)
91282CFP1	UNITED STATES TREASURY	4.202	99.8750	10/15/2025	25,000,000.00	24,968,750.00	25,010,209.76	(42,968.75)
91282CFP1	UNITED STATES TREASURY	4.177	99.8750	10/15/2025	25,000,000.00	24,968,750.00	25,015,356.72	(48,828.13)
91282CFP1	UNITED STATES TREASURY	4.299	99.8750	10/15/2025	5,000,000.00	4,993,750.00	4,997,870.54	(3,906.25)
91282CAM3	UNITED STATES TREASURY	3.950	96.6406	09/30/2025	25,000,000.00	24,160,156.25	24,254,774.31	89,843.75

91282CAM3	UNITED STATES TREASURY	0.815	96.6406	09/30/2025	25,000,000.00	24,160,156.25	24,884,962.14	(285,156.25)
91282CAM3	UNITED STATES TREASURY	0.950	96.6406	09/30/2025	25,000,000.00	24,160,156.25	24,857,796.38	(163,085.94)
91282CJB8	UNITED STATES TREASURY	4.352	100.4531	09/30/2025	50,000,000.00	50,226,562.50	50,258,798.03	(52,734.38)
91282CFK2	UNITED STATES TREASURY	4.126	99.3125	09/15/2025	50,000,000.00	49,656,250.00	49,760,444.74	(35,156.25)
91282CFK2	UNITED STATES TREASURY	4.126	99.3125	09/15/2025	50,000,000.00	49,656,250.00	49,760,444.74	(35,156.25)
91282CFK2	UNITED STATES TREASURY	3.940	99.3125	09/15/2025	15,000,000.00	14,896,875.00	14,949,327.20	(41,015.63)
9128284Z0	UNITED STATES TREASURY	4.241	98.7500	08/31/2025	50,000,000.00	49,375,000.00	49,459,391.28	87,890.62
91282CAB7	UNITED STATES TREASURY	0.675	97.2813	07/31/2025	25,000,000.00	24,320,312.50	24,930,634.46	(216,796.88)
91282CAB7	UNITED STATES TREASURY	4.413	97.2813	07/31/2025	50,000,000.00	48,640,625.00	48,650,612.75	62,500.00
9128284R8	UNITED STATES TREASURY	2.799	99.2344	05/31/2025	15,000,000.00	14,885,156.25	15,005,359.15	(148,242.19)
91282CEQ0	UNITED STATES TREASURY	4.398	99.2344	05/15/2025	25,000,000.00	24,808,593.75	24,816,615.51	41,992.19
912828ZL7	UNITED STATES TREASURY	5.052	98.3438	04/30/2025	50,000,000.00	49,171,875.00	49,075,672.24	1,556,640.62
912828ZL7	UNITED STATES TREASURY	0.445	98.3438	04/30/2025	15,000,000.00	14,751,562.50	14,995,734.89	(205,078.13)
91282CGX3	UNITED STATES TREASURY	5.160	99.7656	04/30/2025	25,000,000.00	24,941,406.25	24,872,862.62	255,859.37
91282CEH0	UNITED STATES TREASURY	2.647	99.3438	04/15/2025	10,000,000.00	9,934,375.00	9,999,228.04	(59,375.00)
912828ZF0	UNITED STATES TREASURY	0.647	98.7344	03/31/2025	25,000,000.00	24,683,593.75	24,988,120.17	(171,875.00)
912828ZF0	UNITED STATES TREASURY	0.619	98.7344	03/31/2025	25,000,000.00	24,683,593.75	24,990,321.33	(199,218.75)
912828ZC7	UNITED STATES TREASURY	0.540	99.1875	02/28/2025	10,000,000.00	9,918,750.00	10,014,107.29	(312,500.00)
91282CGG0	UNITED STATES TREASURY	4.754	99.9219	01/31/2025	15,000,000.00	14,988,281.25	14,984,807.14	79,687.50
---	UNITED STATES TREASURY	3.250	98.5793	05/15/2026	1,605,000,000.00	1,581,597,187.50	1,601,741,427.67	(18,000,352.54)

Summary

Cusip	Description	Yield	Market Price	Final Maturity	Par Value	Market Value	Book Value	Net Unrealized Gain/Loss
---	---	4.057	93.1421	05/11/2026	14,323,017,956.27	14,157,731,542.39	14,242,164,276.70	(34,811,696.06)
* 912797MJ3	UNITED STATES TREASURY				105,000,000.00	104,057,843.40	103,996,367.71	1,125,882.35
** 665278404	NORTHERN INST:US GVT SHS				(7,564,100.45)	(7,564,100.45)	(7,564,100.45)	0.00
					97,435,899.55	96,493,742.95	96,432,267.26	1,125,882.35
Totals					14,420,453,855.82	14,254,225,285.34	14,338,596,543.96	(33,685,813.71)

* Future SELLS that will settle in December

** Timing - carrying cash due to holiday transactions