

**SUBMITTAL TO THE BOARD OF SUPERVISORS
COUNTY OF RIVERSIDE, STATE OF CALIFORNIA**



**ITEM: 2.10
(ID # 27979)**

MEETING DATE:
Tuesday, June 10, 2025


FROM : TREASURER-TAX COLLECTOR

SUBJECT: TREASURER-TAX COLLECTOR: Treasurer's Monthly Statement of County and School Funds for April 2025, All Districts. [\$0]

RECOMMENDED MOTION: That the Board of Supervisors:

1. Receives and files the attached Treasurer's "Monthly Statement of County and School Funds" for April 2025.


ACTION:Consent


Matthew Jennings, Treasurer-Tax Collector 5/15/2025

MINUTES OF THE BOARD OF SUPERVISORS

On motion of Supervisor Spiegel, seconded by Supervisor Perez and duly carried by unanimous vote, IT WAS ORDERED that the above matter is approved as recommended.

Ayes: Medina, Spiegel, Washington, Perez and Gutierrez
Nays: None
Absent: None
Date: June 10, 2025
xc: Treasurer

Kimberly A. Rector
Clerk of the Board
By: 
Deputy

**SUBMITTAL TO THE BOARD OF SUPERVISORS COUNTY OF RIVERSIDE,
STATE OF CALIFORNIA**

FINANCIAL DATA	Current Fiscal Year:	Next Fiscal Year:	Total Cost:	Ongoing Cost
COST	\$ 0	\$ 0	\$ 0	\$ 0
NET COUNTY COST	\$ 0	\$ 0	\$ 0	\$ 0
SOURCE OF FUNDS: N/A			Budget Adjustment:	N/A
			For Fiscal Year:	2024-2025

C.E.O. RECOMMENDATION: Approve

BACKGROUND:

Summary

The Treasurer's "Monthly Statement of County and School Funds" for April 2025 is being submitted to the Board of Supervisors. The attached reconciled report for the month ending April 2025 shows total receipts and payments for each fund for the report period.

Fund Summary Report

Parameters: Query: Fund Summary
 Account Number: one of FUNDS
Run Date: 12-May-2025 11:39:17 AM
From : 01-Apr-2025
To : 30-Apr-2025
As at : 12-May-2025

User: Susan

Balance Calculation Based On: Value Date

Account Number	Account Name	Balance Forward	Total Receipts	Total Payments	Total
010000	General Fund	\$372,921,340.98	\$419,476,239.23	(\$521,048,933.58)	\$271,348,646.63
010100	County Clearing	\$66,265,526.51	\$6,283,623,057.04	(\$6,292,076,259.81)	\$57,812,323.74
011008	Court Svcs AB 709 Auto Trust	\$3,616,442.81	\$20,319.00	(\$316,231.41)	\$3,320,530.40
011011	Auditors Forged Warramts	(\$7,779.31)	\$4,417.38	\$0.00	(\$3,361.93)
011013	Auto Theft Allocation	\$3,353,870.13	\$0.00	(\$393,034.56)	\$2,960,835.57
011016	Citation Sign-Off	\$342,562.16	\$1,104.23	\$0.00	\$343,666.39
011017	Consumer Protect Prosecution	\$3,119,610.39	\$189,319.66	(\$745,601.71)	\$2,563,328.34
011018	DA Forfeited Asset Trust	\$2,428,097.50	\$2,332.85	(\$177,534.97)	\$2,252,895.38
011019	Vehicle Theft Allocation	\$2,536,903.86	\$0.00	(\$550,948.53)	\$1,985,955.33
011021	Realignment 199 Social Svcs	\$0.00	\$9,725,418.28	\$0.00	\$9,725,418.28
011022	Drug Prevention-Education	\$1,181,020.14	\$0.00	\$0.00	\$1,181,020.14
011026	Federal Equity Share	\$7,029,605.53	\$840,488.08	\$0.00	\$7,870,093.61
011028	RNA DA Federal Asset Forfeit	\$2,073,390.12	\$188,764.23	(\$202,516.55)	\$2,059,637.80
011030	Health Realignment	\$0.00	\$1,262,543.04	\$0.00	\$1,262,543.04
011034	Night Court Asses West Riv	\$136.92	\$0.13	\$0.00	\$137.05
011038	Maddy Fund	\$4,217,100.92	\$4,219.62	(\$25,000.00)	\$4,196,320.54
011039	Public Safety Augmentation	\$52,984,003.22	\$0.00	\$0.00	\$52,984,003.22
011040	Recorders Vitals-Health Stat	\$163,647.10	\$45,514.90	(\$1,278.85)	\$207,883.15
011041	Real Estate Fraud Prosecution	\$5,828,281.90	\$250,110.00	(\$871,209.56)	\$5,207,182.34
011042	Asset Forfeiture Adjudicated	\$5,308,016.36	\$4,882.98	(\$27,368.00)	\$5,285,531.34
011046	Vital-Health Stat Trust	\$1,683,572.34	\$27,042.73	(\$5,768.55)	\$1,704,846.52
011047	Title IV-E Advances	\$1,526,459.22	\$338,118.00	\$0.00	\$1,864,577.22
011048	AB 2086 Alcohol Control	\$1,181,129.17	\$0.00	\$0.00	\$1,181,129.17
011050	Ab 189 Assessment	\$424,016.02	\$13,702.10	\$0.00	\$437,718.12
011053	CIWMB Local Enf Agency Grant	\$5,192.55	\$4.89	(\$42,086.00)	(\$36,888.56)
011054	Court House Temp Const	\$3,324,764.67	\$335,416.62	\$0.00	\$3,660,181.29

Fund Summary Report

Run Date: 12-May-2025 11:39:17 AM
 From : 01-Apr-2025
 To : 30-Apr-2025
 As at : 12-May-2025

User: Susan

Balance Calculation Based On: Value Date

Account Number	Account Name	Balance Forward	Total Receipts	Total Payments	Total
011055	Domestic Violence Program	\$3,980,843.72	\$45,655.00	(\$19,805.33)	\$4,006,693.39
011056	DPSS Miscellaneous Grants	\$20,351,217.98	\$0.00	\$0.00	\$20,351,217.98
011059	Hazardous Waste Generators	\$3,459,761.95	\$3,268.28	(\$1,547.25)	\$3,461,482.98
011060	Tax Losses Reserve Fund	\$30,288,733.75	\$0.00	(\$1,401,401.53)	\$28,887,332.22
011062	Countywide DIF Program Admin	\$351,104.70	\$243.31	(\$38,444.07)	\$312,903.94
011063	DPSS Welfare Advance Fund	\$277,203.84	\$69,237,608.17	(\$27,134,040.47)	\$42,380,771.54
011064	TB Prev and Control ALA Award	\$108,937.90	\$102.63	\$0.00	\$109,040.53
011065	Registration Mobile Home	\$232,423.68	\$2,541.00	(\$1,903.00)	\$233,061.68
011067	Sheriff Writ Assessment	\$2,944,889.61	\$27,450.00	\$0.00	\$2,972,339.61
011072	Youth Protection Intervention	\$253,625.05	\$8,523.40	(\$16,946.23)	\$245,202.22
011076	Modernization	\$7,192,442.29	\$253,950.00	(\$6,232.00)	\$7,440,160.29
011077	Conversion	\$400,797.70	\$47,335.00	(\$1,159.00)	\$446,973.70
011078	Building Assesment - Civil	\$319.35	\$0.30	\$0.00	\$319.65
011079	Fee Building Fund - Family Law	\$16,462.91	\$15.51	\$0.00	\$16,478.42
011084	Local Lead Tobacco Education	\$63,757.66	\$38,187.96	(\$8,751.36)	\$93,194.26
011085	Booking Fee	\$13,898,017.59	\$13,093.30	\$0.00	\$13,911,110.89
011086	Family Support Reimbursement	\$208,575.91	\$4,500,613.17	(\$4,499,208.00)	\$209,981.08
011087	Automated County Warrant System	\$177,403.77	\$0.00	\$0.00	\$177,403.77
011089	Local Enforcement Agency	\$17,148.35	\$0.00	\$0.00	\$17,148.35
011092	Prop 10 Preschool	\$11,453.33	\$27.18	\$0.00	\$11,480.51
011098	Air Quality Program	\$19,379.27	\$18.26	\$0.00	\$19,397.53
011099	Wind Implement Monitor Prog	\$474,695.18	\$447.21	\$0.00	\$475,142.39
011100	Wind Energy Conversion System	\$879,115.02	\$828.20	\$0.00	\$879,943.22
011101	Planning Special Projects	\$49,748.77	\$46.87	\$0.00	\$49,795.64
011102	CHA Animal Control Services	\$539,559.13	\$27,524.50	(\$17,454.68)	\$549,628.95
011109	Community Health Donations 011109	\$1,140,336.71	\$7,266.03	\$0.00	\$1,147,602.74
011114	Temescal Valley-Synagro Fund	\$1,029,973.09	\$0.00	\$0.00	\$1,029,973.09
011115	Mental Health Services	\$226,875,179.92	\$23,598,065.52	(\$112,685,370.43)	\$137,787,875.01

Fund Summary Report

Run Date: 12-May-2025 11:39:17 AM

User: Susan

From : 01-Apr-2025

To : 30-Apr-2025

As at : 12-May-2025

Balance Calculation Based On: Value Date

Account Number	Account Name	Balance Forward	Total Receipts	Total Payments	Total
011116	Mosquito Control VBDS	\$1,809.83	\$1.71	\$0.00	\$1,811.54
011117	JAG23 15PBJA 23 GG 03186 JAGX	\$491,077.96	\$463.06	(\$51,911.31)	\$439,629.71
011118	DOI-Auto Insurance Fraud	\$36,142.89	\$858,645.38	(\$3,236.01)	\$891,552.26
011121	OPEB Designated Funds	\$65,710.74	\$60.73	(\$1,939.42)	\$63,832.05
011123	Indian Gaming Spc Distribution	\$276,617.47	\$260.60	\$0.00	\$276,878.07
011128	Social Security Truncation	\$1,261,698.52	\$0.00	\$0.00	\$1,261,698.52
011129	Electronic Recording Fee	\$228,662.00	\$50,720.00	(\$1,381.00)	\$278,001.00
011131	Parimutuel In-Lieu	\$135,268.38	\$5,047.57	\$0.00	\$140,315.95
011133	Criminal Forfeit Adjudicated	\$318,425.87	\$299.99	\$0.00	\$318,725.86
011142	Illegal Dumping Program	\$323.47	\$0.30	\$0.00	\$323.77
011143	AB 158 Casino Morongo DA	\$804,767.82	\$760.05	(\$1,433.62)	\$804,094.25
011144	AB 158 Pechanga Resort DA	\$1,277,542.69	\$1,203.89	(\$241,208.39)	\$1,037,538.19
011145	AB 158 Soboba Casino DA	\$41,224.67	\$39.16	\$0.00	\$41,263.83
011146	AB 158 Spotlight 29 Casino DA	\$48.53	\$0.05	\$0.00	\$48.58
011147	AB 158 Augustine Casino DA	\$8,246.42	\$8.02	\$0.00	\$8,254.44
011149	Dispute Resolution Program	\$756,065.20	\$52,456.75	(\$56,666.66)	\$751,855.29
011151	DA Law Enforcement Training	\$154,404.85	\$151.14	(\$1,500.00)	\$153,055.99
011152	DA Expert Witness	\$141,064.68	\$132.90	\$0.00	\$141,197.58
011154	EDA Energy Conservation Fund	\$29,803.80	\$28.12	\$0.00	\$29,831.92
011156	Auto Insurance Fraud-Urban	\$39,358.21	\$443,021.81	(\$259.23)	\$482,120.79
011157	Life-Annuity Cons Protec Prog	\$7,322.37	\$27.77	\$0.00	\$7,350.14
011158	Workers Compensation Ins Fraud	(\$73,307.06)	\$1,011,228.00	(\$7,880.82)	\$930,040.12
011159	Fantasy Springs Casino	(\$37.55)	\$0.00	(\$0.04)	(\$37.59)
011160	Spa and Agua Caliente Casino	\$881,621.09	\$830.56	\$0.00	\$882,451.65
011164	SB 678-CCPIF-Incentive Funds	\$5,858,055.10	\$1,650,179.39	\$0.00	\$7,508,234.49
011167	Local Revenue Fund	\$267,684,944.34	\$52,891,634.46	(\$31,884,290.32)	\$288,692,288.48
011168	Public Defender Registr Fees	\$52,148.28	\$0.00	\$0.00	\$52,148.28
011174	Disab and Healthcare Ins Fraud	(\$15,864.55)	\$503,290.00	(\$3,671.93)	\$483,753.52

Fund Summary Report

Run Date: 12-May-2025 11:39:17 AM

User: Susan

From : 01-Apr-2025

To : 30-Apr-2025

As at : 12-May-2025

Balance Calculation Based On: Value Date

Account Number	Account Name	Balance Forward	Total Receipts	Total Payments	Total
011175	Realignment - Family Support	\$72,374,189.85	\$6,864,335.47	\$0.00	\$79,238,525.32
011176	Enhanced Services Outreach Fnd	\$726,268.53	\$27,389.00	(\$319,594.37)	\$434,063.16
011177	SCAPAP 2014 SB 854	\$2,815,679.33	\$0.00	\$0.00	\$2,815,679.33
011178	Ward Welfare Fund-Probation	\$498.57	\$0.47	\$0.00	\$499.04
011179	Rst For Fed Adj Asset Forfeit	\$387.24	\$0.37	\$0.00	\$387.61
011180	Rst For State Adj Asset Forfei	\$516.50	\$0.49	\$0.00	\$516.99
011182	JAG 2015 DJ-BX-0213	\$232,428.97	\$0.00	(\$16,901.33)	\$215,527.64
011183	Proceeds From Sale Of Cty Prop	\$7,661,589.45	\$7,054.80	\$0.00	\$7,668,644.25
011184	Whole Person Care Pilot Projec	\$332,415.49	\$630.79	\$0.00	\$333,046.28
011185	Pc 186 11 Major Fraud	\$1,194,396.68	\$1,125.23	\$0.00	\$1,195,521.91
011186	County OB Reimb Fund	\$119,116.83	\$0.00	\$0.00	\$119,116.83
011188	JAG21 15PBJA 21 GG 01181 JAGX	\$105,247.37	\$99.33	(\$58,047.84)	\$47,298.86
011190	DPSS Donations-Client Use	\$49,271.07	\$0.00	\$0.00	\$49,271.07
011191	Mental Health Com Donations	\$239,494.93	\$0.00	\$0.00	\$239,494.93
011192	DPPS-County Childrens Trust	\$3,529,910.59	\$242,786.19	(\$55,015.66)	\$3,717,681.12
011193	4 Year-Plan	\$19,295.76	\$0.00	\$0.00	\$19,295.76
011194	Bankruptcy Payment Trust	\$15,335.51	\$33,624.21	(\$3,669.48)	\$45,290.24
011195	Tax Payments Clearing	\$151,488,950.29	\$2,037,787,737.52	(\$2,136,110,448.35)	\$53,166,239.46
011196	Tax Coll Follow-up Predeposit	\$4,139,813.50	\$8,742,387.57	(\$8,008,238.71)	\$4,873,962.36
011197	Tax Coll Non-Sufficient Funds	(\$1,050,789.72)	\$6,226,984.89	(\$6,264,364.89)	(\$1,088,169.72)
011198	Tax-Coll Predeposit Sec Pr Yr	\$1,898,243.39	\$1,222,256,867.41	(\$1,218,319,298.54)	\$5,835,812.26
011199	Tax Coll Redemption Install	\$1,754,389.12	\$53,305.11	(\$210,710.11)	\$1,596,984.12
011200	Tax Coll Shortage-Overage	\$34,559.54	\$1.02	(\$1,817.92)	\$32,742.64
011201	Tax Coll Unsec Partial Pymt	\$268,431.37	\$0.00	\$0.00	\$268,431.37
011202	Victim Emergency Fund	\$713.03	\$0.58	\$0.00	\$713.61
011203	SB-910	\$15,080,184.25	\$13,858.71	\$0.00	\$15,094,042.96
011204	Healthy-Kids	\$1,103,603.26	\$1,039.69	\$0.00	\$1,104,642.95
011205	JAG 2019-DJ-BX-0624	\$1,894.78	\$1.79	\$0.00	\$1,896.57

Fund Summary Report

Run Date: 12-May-2025 11:39:17 AM
 From : 01-Apr-2025
 To : 30-Apr-2025
 As at : 12-May-2025

User: Susan

Balance Calculation Based On: Value Date

Account Number	Account Name	Balance Forward	Total Receipts	Total Payments	Total
011206	COVID-19 Payment CDAA Grant Fe	\$6,084.43	\$5.73	\$0.00	\$6,090.16
011207	Sheriff-Federal/State Grants	\$1,458,892.31	\$1,462.45	(\$940,941.48)	\$519,413.28
011208	Deferred Maintenance Projects	\$11,447,043.88	\$0.00	(\$14,958.95)	\$11,432,084.93
011209	Restricted Covnt Modification	\$509,202.80	\$71,354.00	(\$2,664.00)	\$577,892.80
011210	Integrated Service Delivery	(\$303,615.06)	\$844,891.52	(\$123,210.39)	\$418,066.07
015000	Special Accounting	\$5,619,024.24	\$227,756.06	(\$315,558.90)	\$5,531,221.40
015100	Flood Administration	\$2,571,790.82	\$5,477,319.16	(\$3,977,295.21)	\$4,071,814.77
015105	Flood Control Funded Leave Bal	\$1,039,071.30	\$51,236.64	\$0.00	\$1,090,307.94
020000	Transportation	(\$1,358,789.56)	\$23,108,440.13	(\$13,325,673.70)	\$8,423,976.87
020006	Road Deposit Trust	\$6,101,424.41	\$5,897.32	\$0.00	\$6,107,321.73
020007	Road Measure A	\$6,839,332.61	\$3,188,628.63	(\$4,180,938.61)	\$5,847,022.63
020008	Transportation Equipment	\$17,871,251.57	\$1,177,075.13	(\$1,004,946.24)	\$18,043,380.46
020009	Developer Contributions	\$29,210,496.06	\$321,226.88	(\$1,173,540.61)	\$28,358,182.33
020013	HUTA 2103	\$10,380,336.06	\$3,583,530.45	(\$1,349,533.36)	\$12,614,333.15
020014	Butterfield Stage Rd STL	\$588,560.20	\$554.95	(\$377.21)	\$588,737.94
020016	Fed Exchange And State Match	\$1,032,912.33	\$411,448.36	\$0.00	\$1,444,360.69
020017	SBI Transportation Fund	\$51,700,622.79	\$7,663,211.17	(\$2,697,681.11)	\$56,666,152.85
020018	Trans Main Road Yard Fund	\$13,500,000.00	\$0.00	\$0.00	\$13,500,000.00
020019	Highway 74 Acquisition	\$4,875,878.83	\$0.00	\$0.00	\$4,875,878.83
020200	Trans Land Mgmt Agency Admin	\$11,875,652.70	\$1,075,519.00	(\$1,156,424.87)	\$11,794,746.83
020201	ORD 671 Deposit Base Fees	\$24,101,272.89	\$1,915,268.74	(\$2,222,851.71)	\$23,793,689.92
020202	ORD 671 Deposit Based Fees OPS	\$644,794.96	\$16,736.62	(\$607.93)	\$660,923.65
020203	Land Management System	\$1,688,544.54	\$70,805.70	(\$15.55)	\$1,759,334.69
020205	Environmental Programs	\$863,992.94	\$0.00	\$0.00	\$863,992.94
020206	Off Highway Vehicle Park	\$392,508.93	\$369.78	\$0.00	\$392,878.71
020207	Conservation Land Bank EPD	\$1,106,246.30	\$1,042.18	\$0.00	\$1,107,288.48
020250	Building Permits	\$4,660,650.09	\$783,160.12	(\$589,933.65)	\$4,853,876.56
020251	SB1186 Cert And Training	\$330,878.50	\$0.00	\$0.00	\$330,878.50

Fund Summary Report

Run Date: 12-May-2025 11:39:17 AM
 From : 01-Apr-2025
 To : 30-Apr-2025
 As at : 12-May-2025

User: Susan

Balance Calculation Based On: Value Date

Account Number	Account Name	Balance Forward	Total Receipts	Total Payments	Total
020252	Strong Motion Instr Prog SMIP	\$147,114.71	\$0.00	\$0.00	\$147,114.71
020260	Survey 20260	\$1,605,152.41	\$686,914.20	(\$552,392.99)	\$1,739,673.62
020261	Survey-Monument Preservation	\$557,280.46	\$21,812.64	(\$580.00)	\$578,513.10
020270	Code Enforcement Cost Recovery	\$7,324,992.85	\$6,837.67	\$0.00	\$7,331,830.52
020280	Developer Fees Agreements	\$6,936,494.04	\$6,506.44	\$0.00	\$6,943,000.48
020300	Landscape Maintenance	\$55,355.02	\$59.04	(\$8,632.76)	\$46,781.30
020301	Landscape Maint Dist-Zone 1	(\$1,225.73)	\$0.00	(\$265.03)	(\$1,490.76)
020302	Landscape Maint Dist-Zone 3	(\$13,957.34)	\$0.00	(\$902.57)	(\$14,859.91)
020303	Landscape Maint Dist-Zone 4	\$13,719.16	\$12.92	\$0.00	\$13,732.08
020304	Landscape Maint Dist-Zone 5	\$526.93	\$0.50	\$0.00	\$527.43
020305	Landscape Maint Dist-Zone 6	\$0.20	\$0.00	\$0.00	\$0.20
020306	Landscape Maint Dist-Zone 7	\$1.13	\$0.00	\$0.00	\$1.13
020307	Landscape Maint Dist-Zone 8	\$231,359.61	\$7,137.53	(\$6,243.15)	\$232,253.99
020308	Landscape Maint Dist-Zone 9	\$294.37	\$0.28	\$0.00	\$294.65
020309	Landscape Maint Dist-Zone 10	\$128,519.99	\$115.21	(\$163.70)	\$128,471.50
020310	Landscape Maint Dist-Zone 14	\$1.96	\$0.00	\$0.00	\$1.96
020311	Landscape Maint Dist-Zone 16	\$7.09	\$0.01	\$0.00	\$7.10
020312	Landscape Maint Dist-Zone 17	\$181.82	\$0.17	\$0.00	\$181.99
020313	Landscape Maint Dist-Zone 19	\$96,746.66	\$84.40	(\$238.12)	\$96,592.94
020315	Landscape Maint Dist-Zone 21	\$474.45	\$0.45	\$0.00	\$474.90
020316	L And LMD No 89-1 Zone 15	\$110,451.06	\$95.99	(\$952.36)	\$109,594.69
020317	TLMA Trans 020317	\$19,824.49	\$17.66	(\$285.65)	\$19,556.50
020318	L And LMD No 89-1 Zone 25	\$0.05	\$0.00	\$0.00	\$0.05
020319	L And LMD No 89-1 Zone 26	\$58,278.38	\$45.68	(\$1,412.39)	\$56,911.67
020320	L And LMD No 89-1 Zone 28	\$31,601.50	\$28.22	(\$107.47)	\$31,522.25
020321	L And LMD No 89-1 Zone 29	\$24,557.53	\$21.76	\$0.00	\$24,579.29
020324	L And LMD No 89-1-C STL Zone 2	\$1,190.81	\$1.12	\$0.00	\$1,191.93
020325	L And LMD No 89-1 STL Zone 3	\$2,078.95	\$333.26	\$0.00	\$2,412.21

Fund Summary Report

Run Date: 12-May-2025 11:39:17 AM

User: Susan

From : 01-Apr-2025

To : 30-Apr-2025

As at : 12-May-2025

Balance Calculation Based On: Value Date

Account Number	Account Name	Balance Forward	Total Receipts	Total Payments	Total
020326	L And LMD No 89-1-C STL Zone 4	\$815.72	\$361.34	\$0.00	\$1,177.06
020327	L And LMD No 89-1-C STL Zone 5	\$0.10	\$0.00	\$0.00	\$0.10
020328	L And LMD No 89-1-C STL Zone 6	\$0.04	\$0.00	\$0.00	\$0.04
020329	L And LMD No 89-1 STL Zone 7	\$0.10	\$0.00	\$0.00	\$0.10
020331	L And LMD No 89-1 STL Zone 9	\$21,610.58	\$1,197.12	\$0.00	\$22,807.70
020333	L And LMD No 89-1 STL Zone 11	\$1,443.80	\$1.36	\$0.00	\$1,445.16
020334	L And LMD No 89-1 STL Zone 12	\$6,697.58	\$6.31	\$0.00	\$6,703.89
020335	L And LMD No 89-1 STL Zone 13	\$5,700.70	\$1,190.37	(\$161.46)	\$6,729.61
020336	L And LMD No 89-1 STL Zone 14	\$980.48	\$165.10	(\$19.52)	\$1,126.06
020337	L And LMD No 89-1 STL Zone 15	\$0.08	\$0.00	\$0.00	\$0.08
020338	L And LMD No 89-1 STL Zone 16	\$1,976.98	\$1.95	\$0.00	\$1,978.93
020339	L And LMD No 89-1 STL Zone 17	\$0.28	\$0.00	\$0.00	\$0.28
020341	L And LMD No 89-1 STL Zone 20	\$2,412.78	\$481.66	\$0.00	\$2,894.44
020342	L And LMD No 89-1 STL Zone 21	\$2,543.71	\$620.56	\$0.00	\$3,164.27
020343	L And LMD No 89-1 STL Zone 22	\$4,366.59	\$542.19	\$0.00	\$4,908.78
020345	L And LMD No 89-1 STL Zone 24	\$0.06	\$0.00	\$0.00	\$0.06
020346	L And LMD No 89-1 STL Zone 25	\$4,846.32	\$174.96	\$0.00	\$5,021.28
020348	L And LMD No 89-1 Zone 27	\$984.10	\$0.93	\$0.00	\$985.03
020349	L And LMD No 89-1 Zone 34	\$0.99	\$0.00	\$0.00	\$0.99
020350	L And LMD No 89-1-C Zone 11	\$2,549.58	\$0.00	(\$1,543.39)	\$1,006.19
020351	L And LMD No 89-1-C Zone 31	\$39,218.25	\$34.17	(\$118.75)	\$39,133.67
020352	L And LMD No 89-1-C Zone 36	\$29,927.68	\$26.45	(\$39.09)	\$29,915.04
020353	L And LMD No 89-1-C Zone 37	\$0.06	\$0.00	\$0.00	\$0.06
020354	L And LMD No 89-1-C Zone 38	\$0.03	\$0.00	\$0.00	\$0.03
020355	L And LMD No 89-1 Zone 39	\$4,600.33	\$2.78	\$0.00	\$4,603.11
020358	L And LMD No 89-1 Zone 43	\$146,783.72	\$134.60	(\$643.93)	\$146,274.39
020359	L And LMD No 89-1 Zone 44	\$137,495.96	\$126.59	\$0.00	\$137,622.55
020360	L And LMD No 89-1 Zone 45	\$79,884.47	\$66.87	(\$815.02)	\$79,136.32

Fund Summary Report

Run Date: 12-May-2025 11:39:17 AM
 From : 01-Apr-2025
 To : 30-Apr-2025
 As at : 12-May-2025

User: Susan

Balance Calculation Based On: Value Date

Account Number	Account Name	Balance Forward	Total Receipts	Total Payments	Total
020362	L And LMD No 89-1 Zone 47	\$0.09	\$0.00	\$0.00	\$0.09
020363	L And LMD No 89-1 Zone 49	\$0.12	\$0.00	\$0.00	\$0.12
020365	L And LMD No 89-1 Zone 53	\$51,200.99	\$45.73	(\$37.94)	\$51,208.78
020366	L And LMD No 89-1 Zone 55	\$21,506.47	\$19.65	\$0.00	\$21,526.12
020367	L And LMD No 89-1 STL Zone 19	\$0.11	\$0.00	\$0.00	\$0.11
020370	L And LMD No 89-1 STL Zone 29	\$8,063.72	\$907.04	(\$118.18)	\$8,852.58
020371	L And LMD No 89-1 STL Zone 30	\$736.73	\$0.71	(\$60.02)	\$677.42
020372	L And LMD No 89-1 STL Zone 31	\$754.62	\$172.58	(\$23.43)	\$903.77
020375	L And LMD No 89-1 STL Zone 36	\$2,398.58	\$360.02	(\$46.86)	\$2,711.74
020376	L And LMD No 89-1 STL Zone 37	\$3,312.55	\$527.87	\$0.00	\$3,840.42
020377	L And LMD No 89-1 STL Zone 38	\$268.88	\$367.89	(\$23.43)	\$613.34
020378	L And LMD No 89-1 STL Zone 39	\$0.09	\$0.00	\$0.00	\$0.09
020379	L And LMD No 89-1 STL Zone 41	\$0.09	\$0.00	\$0.00	\$0.09
020380	L And LMD No 89-1 STL Zone 42	\$4,131.33	\$3.92	\$0.00	\$4,135.25
020381	L And LMD No 89-1 STL Zone 43	\$2,516.43	\$259.97	\$0.00	\$2,776.40
020382	L And LMD No 89-1 STL Zone 44	\$3,877.41	\$3.70	\$0.00	\$3,881.11
020383	L And LMD No 89-1 STL Zone 45	\$1,154.01	\$178.77	\$0.00	\$1,332.78
020384	L And LMD No 89-1 STL Zone 46	\$1,536.33	\$1.45	\$0.00	\$1,537.78
020385	L And LMD No 89-1 STL Zone 47	\$32,188.99	\$1,045.34	\$0.00	\$33,234.33
020386	L And LMD No 89-1C STL Zone 48	\$3,463.24	\$877.24	\$0.00	\$4,340.48
020390	L And LMD No 89-1C STL Zone 52	\$15,450.09	\$688.72	\$0.00	\$16,138.81
020391	L And LMD No 89-1C STL Zone 54	\$3,260.69	\$535.91	(\$70.29)	\$3,726.31
020392	L And LMD No 89-1C STL Zone 56	\$1,439.91	\$216.86	(\$14.77)	\$1,642.00
020393	L And LMD No 89-1C STL Zone 57	\$8,615.65	\$882.68	\$0.00	\$9,498.33
020394	L And LMD No 89-1C STL Zone 58	\$2,066.23	\$1.95	\$0.00	\$2,068.18
020395	L And LMD No 89-1-C Zone 54	\$189.15	\$56.69	\$0.00	\$245.84
020396	L And LMD No 89-1-C Zone 57	\$50,744.25	\$45.52	(\$499.49)	\$50,290.28
020397	L And LMD No 89-1-C Zone 58	\$4,275.07	\$2.83	(\$108.35)	\$4,169.55

Fund Summary Report

Run Date: 12-May-2025 11:39:17 AM
 From : 01-Apr-2025
 To : 30-Apr-2025
 As at : 12-May-2025

User: Susan

Balance Calculation Based On: Value Date

Account Number	Account Name	Balance Forward	Total Receipts	Total Payments	Total
020399	L And LMD No 89-1-C Zone 60	\$0.05	\$0.00	\$0.00	\$0.05
020401	L And LMD No 89-1-C Zone 61	\$0.28	\$0.00	\$0.00	\$0.28
020403	L And LMD No 89-1-C Zone 63	\$0.10	\$0.00	\$0.00	\$0.10
020404	L And LMD No 89-1-C Zone 64	\$4,230.92	\$4.08	\$0.00	\$4,235.00
020405	L And LMD No 89-1-C Zone 66	\$70,236.13	\$66.28	\$0.00	\$70,302.41
020407	L And LMD No 89-1-C Zone 68	\$79,945.37	\$74.08	(\$1,457.76)	\$78,561.69
020408	L And LMD No 89-1-C Zone 69	\$0.08	\$0.00	\$0.00	\$0.08
020410	L And LMD No 89-1-C Zone 73	\$0.31	\$0.00	\$0.00	\$0.31
020411	L And LMD No 89-1-C Zone 77	\$0.04	\$0.00	\$0.00	\$0.04
020414	L And LMD No 89-1C STL Zone 55	\$11,188.24	\$253.02	\$0.00	\$11,441.26
020415	L And LMD No 89-1C STL Zone 53	\$3,347.24	\$394.82	\$0.00	\$3,742.06
020416	L And LMD No 89-1C STL Zone 61	\$881.34	\$425.15	(\$85.90)	\$1,220.59
020417	L And LMD No 89-1C STL Zone 62	\$0.13	\$0.00	\$0.00	\$0.13
020418	L And LMD No 89-1C STL Zone 63	\$29.41	\$0.03	\$0.00	\$29.44
020419	L And LMD No 89-1C STL Zone 64	\$11,824.21	\$730.37	(\$52.98)	\$12,501.60
020420	L And LMD No 89-1C STL Zone 65	\$20,369.68	\$2,151.58	\$0.00	\$22,521.26
020421	L And LMD No 89-1C STL Zone 66	\$7,688.10	\$7.27	\$0.00	\$7,695.37
020422	L And LMD No 89-1C STL Zone 67	\$26,423.33	\$1,382.29	(\$93.71)	\$27,711.91
020423	L And LMD No 89-1C STL Zone 68	\$25,151.00	\$17.28	(\$18,949.29)	\$6,218.99
020424	L And LMD No 89-1C STL Zone 69	\$0.34	\$0.00	\$0.00	\$0.34
020427	L And LMD No 89-1C STL Zone 72	\$2,847.84	\$2.68	\$0.00	\$2,850.52
020429	L And LMD No 89-1C STL Zone 74	\$1,184.96	\$1.14	(\$14.77)	\$1,171.33
020430	L And LMD No 89-1C STL Zone 75	\$3,320.70	\$3.14	\$0.00	\$3,323.84
020431	L And LMD No 89-1C STL Zone 76	\$2,015.76	\$1.91	\$0.00	\$2,017.67
020432	L And LMD No 89-1-C Zone 74	\$231,091.82	\$209.70	(\$5,165.08)	\$226,136.44
020434	L And LMD No 89-1-C Zone 78	\$1.33	\$0.00	\$0.00	\$1.33
020436	L And LMD No 89-1-C Zone 81	\$322.30	\$0.30	\$0.00	\$322.60
020437	L And LMD No 89-1-C Zone 83	\$23,878.53	\$4,035.50	\$0.00	\$27,914.03

Fund Summary Report

Run Date: 12-May-2025 11:39:17 AM
 From : 01-Apr-2025
 To : 30-Apr-2025
 As at : 12-May-2025

User: Susan

Balance Calculation Based On: Value Date

Account Number	Account Name	Balance Forward	Total Receipts	Total Payments	Total
020438	L And LMD No 89-1-C Zone 84	\$148,439.89	\$125.56	(\$43,259.82)	\$105,305.63
020440	L And LMD No 89-1-C Zone 86	\$75,496.55	\$68.38	\$0.00	\$75,564.93
020441	L And LMD No 89-1-C Zone 87	\$9.78	\$0.01	\$0.00	\$9.79
020442	L And LMD No 89-1-C Zone 89	\$23,639.80	\$2,261.00	\$0.00	\$25,900.80
020444	L And LMD No 89-1-C Zone 91	\$40,302.62	\$35.37	(\$225.21)	\$40,112.78
020445	L And LMD No 89-1-C Zone 92	\$13,516.02	\$12.80	\$0.00	\$13,528.82
020446	L And LMD No 89-1-C Zone 94	\$58,142.20	\$3,879.91	\$0.00	\$62,022.11
020447	L And LMD No 89-1-C Zone 95	\$0.25	\$0.00	\$0.00	\$0.25
020448	L And LMD No 89-1-C Zone 97	\$96,601.89	\$85.30	(\$2,379.90)	\$94,307.29
020451	L And LMD No 89-1-C Zone 72	\$317,778.48	\$298.85	\$0.00	\$318,077.33
020453	L And LMD No 89-1-C Zone 103	\$20,964.38	\$19.84	\$0.00	\$20,984.22
020454	L And LMD No 89-1-C Zone 106	\$0.10	\$0.00	\$0.00	\$0.10
020455	L And LMD No 89-1-C Zone 109	\$29,538.40	\$27.28	\$0.00	\$29,565.68
020456	L And LMD No 89-1-C Zone 113	\$0.06	\$0.00	\$0.00	\$0.06
020458	L And LMD No 89-1C STL Zone 78	\$12,425.09	\$11.76	\$0.00	\$12,436.85
020461	L And LMD No 89-1C STL Zone 81	\$15,406.87	\$14.57	(\$44.32)	\$15,377.12
020462	L And LMD No 89-1-C Zone 100	\$34,598.17	\$29.86	(\$488.65)	\$34,139.38
020464	L And LMD No 89-1-C Zone 112	\$224,778.22	\$210.49	(\$1,144.17)	\$223,844.54
020467	L And LMD No 89-1-C Zone 117	\$0.04	\$0.00	\$0.00	\$0.04
020468	L And LMD No 89-1-C Zone 118	\$0.06	\$0.00	\$0.00	\$0.06
020469	L And LMD No 89-1C STL Zone 82	\$6,832.74	\$6.46	\$0.00	\$6,839.20
020472	L And LMD No 89-1C STL Zone 85	\$7,543.18	\$7.13	\$0.00	\$7,550.31
020473	L And LMD No 89-1C STL Zone 86	\$0.24	\$0.00	\$0.00	\$0.24
020476	L And LMD No 89-1C STL Zone 89	\$3,101.91	\$2.93	\$0.00	\$3,104.84
020477	L And LMD No 89-1-C Zone 123	\$4,985.15	\$1,295.86	\$0.00	\$6,281.01
020479	L And LMD No 89-1-C Zone 132	\$0.12	\$0.00	\$0.00	\$0.12
020480	L And LMD No 89-1-C Zone 137	\$0.77	\$0.00	\$0.00	\$0.77
020481	L And LMD No 89-1C STL Zone 93	\$0.09	\$0.00	\$0.00	\$0.09

Fund Summary Report

Run Date: 12-May-2025 11:39:17 AM
 From : 01-Apr-2025
 To : 30-Apr-2025
 As at : 12-May-2025

User: Susan

Balance Calculation Based On: Value Date

Account Number	Account Name	Balance Forward	Total Receipts	Total Payments	Total
020482	L And LMD No 89-1-C Zone 119	\$83,281.65	\$77.37	\$0.00	\$83,359.02
020483	L And LMD No 89-1-C Zone 124	\$20,571.42	\$18.95	\$0.00	\$20,590.37
020484	L And LMD No 89-1-C Zone 135	\$28,831.40	\$26.20	\$0.00	\$28,857.60
020485	L And LMD No 89-1-C Zone 138	\$38,384.50	\$14,356.70	(\$24.86)	\$52,716.34
020487	L And LMD No 89-1C STL Zone 94	\$0.09	\$0.00	\$0.00	\$0.09
020488	L And LMD No 89-1C STL Zone 95	\$3,756.31	\$3.55	\$0.00	\$3,759.86
020489	L And LMD No 89-1C STL Zone 91	\$0.09	\$0.00	\$0.00	\$0.09
020490	L And LMD No 89-1C STL Zone 97	\$5,047.41	\$4.75	\$0.00	\$5,052.16
020491	L And LMD No 89-1-C Zone 126	\$0.10	\$0.00	\$0.00	\$0.10
020492	L And LMD No 89-1-C Zone 146	\$6,822.34	\$1,451.66	(\$19.52)	\$8,254.48
020495	L And LMD No 89-1C STL Zone 99	\$1,212.68	\$1.14	\$0.00	\$1,213.82
020496	L And LMD No 89-1-C Zone 141	\$1.19	\$0.00	\$0.00	\$1.19
020497	L And LMD No 89-1-C Zone 149	\$8,340.59	\$7.91	(\$10.92)	\$8,337.58
020498	L And LMD No 89-1-C Zone 145	\$31,703.81	\$694.28	\$0.00	\$32,398.09
020499	L And LMD No 89-1C STL Z-102	\$33,649.09	\$23.85	\$0.00	\$33,672.94
020501	L And LMD No 89-1-C Zone 157	\$20,960.68	\$19.84	\$0.00	\$20,980.52
020503	L And LMD No 89-1C STL Z-101	\$4,728.76	\$4.48	\$0.00	\$4,733.24
020504	L And LMD No 89-1C STL Z-103	\$7,425.32	\$7.03	\$0.00	\$7,432.35
020506	L And LMD No 89-1-C Zone 154	\$4,939.06	\$4.90	\$0.00	\$4,943.96
020507	L And LMD No 89-1-C Zone 155	\$3,816.20	\$428.35	\$0.00	\$4,244.55
020508	L And LMD No 89-1-C Zone 161	(\$0.54)	\$0.00	\$0.00	(\$0.54)
020511	L And LMD No 89-1-C Zone 162	\$114,675.46	\$107.61	\$0.00	\$114,783.07
020512	L And LMD No 89-1-C Zone 168	\$91,549.79	\$85.98	\$0.00	\$91,635.77
020513	L And LMD No 89-1-C Zone 160	\$190.56	\$0.18	\$0.00	\$190.74
020514	L And LMD No 89-1-C Zone 164	\$24,917.52	\$1,233.86	\$0.00	\$26,151.38
020515	L And LMD No 89-1-C Zone 166	\$2,542.51	\$522.21	(\$19.45)	\$3,045.27
020516	L And LMD No 89-1-C Zone 171	\$34,785.17	\$32.12	(\$446.87)	\$34,370.42
020517	L And LMD No 89-1-C Zone 172	\$271,234.12	\$253.98	\$0.00	\$271,488.10

Fund Summary Report

Run Date: 12-May-2025 11:39:17 AM

User: Susan

From : 01-Apr-2025

To : 30-Apr-2025

As at : 12-May-2025

Balance Calculation Based On: Value Date

Account Number	Account Name	Balance Forward	Total Receipts	Total Payments	Total
020518	L And LMD No 89-1-C Zone 174	\$84,208.00	\$9,631.94	\$0.00	\$93,839.94
020520	L And LMD No 89-1C STL Z-108	\$993.45	\$0.95	\$0.00	\$994.40
020521	L And LMD No 89-1-C Zone 175	\$18,629.39	\$2,571.32	\$0.00	\$21,200.71
020522	L And LMD No 89-1-C Zone 180	\$13,126.85	\$1,214.63	\$0.00	\$14,341.48
020523	L And LMD No 89-1C STL Z-109	\$4,350.20	\$4.10	\$0.00	\$4,354.30
020524	L And LMD No 89-1-C Zone 187	\$47,216.26	\$43.14	\$0.00	\$47,259.40
020525	L And LMD No 89-1-C Zone 188	\$34,129.19	\$30.81	\$0.00	\$34,160.00
020526	L And LMD No 89-1-C Zone 190	\$2,738.01	\$2.40	\$0.00	\$2,740.41
020527	L And LMD No 89-1C STL Z-110	\$799.55	\$0.75	\$0.00	\$800.30
020528	L And LMD No 89-1-C Zone 191	\$61,805.45	\$56.79	\$0.00	\$61,862.24
020529	L And LMD No 89-1-C Zone 192	\$8,190.80	\$7.30	\$0.00	\$8,198.10
020530	L And LMD No 89-1-C Zone 193	\$56,821.73	\$52.08	\$0.00	\$56,873.81
020531	L And LMD No 89-1-C Zone 195	\$69,219.63	\$63.60	\$0.00	\$69,283.23
020532	L And LMD No 89-1C STL Z-113	\$13,370.83	\$12.65	(\$43.90)	\$13,339.58
020533	L And LMD No 89-1C STL Z-115	\$8,348.97	\$1,421.41	(\$52.85)	\$9,717.53
020534	L And LMD No 89-1C STL Z-116	\$1,410.39	\$1.98	(\$26.43)	\$1,385.94
020535	L And LMD No 89-1C STL Z-117	\$3,120.72	\$2.94	\$0.00	\$3,123.66
020536	L And LMD No 89-1C STL Z-119	\$3,132.27	\$2.95	\$0.00	\$3,135.22
020537	L And LMD No 89-1-C Zone 197	\$8,643.98	\$7.93	\$0.00	\$8,651.91
020538	L And LMD No 89-1-C Zone 198	\$50,071.40	\$45.97	\$0.00	\$50,117.37
020539	L And LMD No 89-1-C Zone 199	\$61,532.90	\$56.32	\$0.00	\$61,589.22
020540	L And LMD No 89-1-C Zone 200	\$164,133.38	\$150.29	(\$23.14)	\$164,260.53
020541	Landscape and LMD No 89 1 C ST 541	\$11,775.91	\$11.09	\$0.00	\$11,787.00
020542	Landscape and LMD No 89 1 C ST 542	\$2,197.52	\$2.07	\$0.00	\$2,199.59
020543	Landscape and LMD No 89 1 C ST 543	\$2,751.15	\$2.59	\$0.00	\$2,753.74
020544	Landscape and LMD No 89 1 C ZO 544	\$36,412.02	\$32.74	\$0.00	\$36,444.76
020545	Landscape and LMD No 89 1 C STL ZO 122	\$116.50	\$0.11	\$0.00	\$116.61
020546	Landscape and LMD No 89 1 C STL ZO 127	\$769.24	\$0.69	\$0.00	\$769.93

Fund Summary Report

Run Date: 12-May-2025 11:39:17 AM
 From : 01-Apr-2025
 To : 30-Apr-2025
 As at : 12-May-2025

User: Susan

Balance Calculation Based On: Value Date

Account Number	Account Name	Balance Forward	Total Receipts	Total Payments	Total
020547	Landscape and LMD No 89 1 C STL ZO 129	\$8,836.59	\$8.32	\$0.00	\$8,844.91
020548	Landscape and LMD No 89 1 C ZO 204	\$21,826.21	\$19.98	\$0.00	\$21,846.19
020549	Landscape and LMD No 89 1 C Zone 206	\$9,464.73	\$8.57	\$0.00	\$9,473.30
020550	Landscape and LMD No 89 1 C Zone 207	\$5,056.78	\$4.26	\$0.00	\$5,061.04
020551	Landscape and LMD No 89 1 C Zone 211	\$228,193.38	\$211.90	(\$12.35)	\$228,392.93
020552	Landscape and LMD No 89 1 C STL Zone 132	\$3,524.05	\$3.32	\$0.00	\$3,527.37
020553	Landscape and LMD No 89 1 C STL Zone 133	\$611.39	\$0.58	\$0.00	\$611.97
020554	Landscape and LMD No 89 1 C STL Zone 134	\$7,718.84	\$6.56	\$0.00	\$7,725.40
020555	Landscape and LMD No 89 1 C STL Zone 135	\$86.37	\$0.11	(\$26.83)	\$59.65
020556	Landscape and LMD No 89 1 C STL Zone 136	\$1,928.10	\$1.82	\$0.00	\$1,929.92
020557	Landscape and LMD No 89 1 C STL Zone 137	\$992.50	\$0.93	\$0.00	\$993.43
020558	Landscape and LMD No 89 1 C STL Zone 138	\$1,929.04	\$1.82	\$0.00	\$1,930.86
020559	Landscape and LMD No 89 1 C STL Zone 139	\$2,541.88	\$2.39	\$0.00	\$2,544.27
020560	Landscape and LMD No 89 1 C STL Zone 141	\$984.64	\$0.93	\$0.00	\$985.57
020561	L & LMD No 89- 1 -C, Zone 215	\$24,110.33	\$21.64	\$0.00	\$24,131.97
020562	L & LMD No 89- 1 -C, Zone 216	\$21,025.47	\$18.87	\$0.00	\$21,044.34
020564	L and LMD No 89 1 C STL Zone 143	\$4,275.51	\$4.77	(\$107.56)	\$4,172.72
020565	L and LMD No 89 1 C STL Zone 149	\$2,205.20	\$236.26	(\$34.74)	\$2,406.72
020566	L and LMD No 89 1 C STL Zone 148	\$7,771.07	\$7.32	\$0.00	\$7,778.39
020567	L&LMD No 89 1 C STL ZNE 151	\$1,938.86	\$1.83	\$0.00	\$1,940.69
020569	L&LMD No 89 1 C Zone 214	\$11,845.66	\$11.25	\$0.00	\$11,856.91
020571	L&LMD No 89 1 C Zone 220	\$35,492.06	\$31.15	\$0.00	\$35,523.21
020572	L&LMD No 89 1 C STL ZNE 146	\$591.50	\$0.57	\$0.00	\$592.07
020573	L&LMD No 89 1 C STL ZNE 147	\$747.94	\$0.70	\$0.00	\$748.64
020574	L and LMD No 89-1-C STL Zne 155	\$1,964.81	\$1.85	\$0.00	\$1,966.66
020575	L and LMD No 89-1-C STL Zne 156	\$585.00	\$0.55	\$0.00	\$585.55
020576	L and LMD No 89-1-C STL Zne 166	\$2,803.86	\$2.64	\$0.00	\$2,806.50
020577	L and LMD No 89 1 C STL Zone 154	\$8,307.45	\$6.90	\$0.00	\$8,314.35

Fund Summary Report

Run Date: 12-May-2025 11:39:17 AM

User: Susan

From : 01-Apr-2025

To : 30-Apr-2025

As at : 12-May-2025

Balance Calculation Based On: Value Date

Account Number	Account Name	Balance Forward	Total Receipts	Total Payments	Total
020578	L and LMD No 89 1 C STL Zne 157	\$45.60	\$0.05	\$0.00	\$45.65
020579	L and LMD No 89 1 C STL Zne 158	\$1,825.26	\$1.53	\$0.00	\$1,826.79
020580	L and LMD No 89 1 C STL Zne 159	\$1,474.91	\$1.23	\$0.00	\$1,476.14
020581	L and LMD No 89 1 C Zone 225	\$3,724.56	\$2.24	\$0.00	\$3,726.80
020582	L And LMD No 89-1-C Zone 242	\$14,525.89	\$8.75	\$0.00	\$14,534.64
020583	L And LMD No 89-1-C Zone 245	\$15,561.70	\$9.38	\$0.00	\$15,571.08
020600	Community Facilities Dist-CFD	\$694,304.29	\$36,337.53	(\$18,240.91)	\$712,400.91
020605	CFD Administration	\$1,010,398.84	\$45,048.49	(\$28,764.49)	\$1,026,682.84
020610	CFD 17-2M Bella Vista LI	\$350,236.37	\$317.85	(\$85.43)	\$350,468.79
020620	CFD 17-1M Conestoga	\$274,273.22	\$246.09	\$0.00	\$274,519.31
020630	CFD 17-3M Tierra Del Rey TR365	\$738,832.73	\$670.94	(\$348.05)	\$739,155.62
020640	CFD 16-1M Citrus Heights	\$923,144.69	\$842.83	\$0.00	\$923,987.52
020650	CFD 17-4M Promontory	\$600,725.97	\$544.98	(\$855.15)	\$600,415.80
020660	CFD 17-5M French Valley South	\$515,569.51	\$459.04	(\$1,189.60)	\$514,838.95
020670	CFD 17-6M Amberley TR31199	\$344,893.98	\$313.40	(\$116.94)	\$345,090.44
020680	CFD 18 1M TR36475	\$920,058.51	\$830.23	(\$1,096.05)	\$919,792.69
020690	CDF18 2M Golden Sunset TR316321	\$120,793.45	\$103.82	(\$266.54)	\$120,630.73
020700	CFD19-1M La Ventana TR31100	\$47,802.89	\$45.03	\$0.00	\$47,847.92
020710	CFD19-2M Winchester Ranch TR30807	\$106,452.16	\$90.93	(\$221.66)	\$106,321.43
020720	CFD19-3M Brisa Pointe TR36687	\$126,916.41	\$114.20	(\$198.40)	\$126,832.21
020730	CFD20 1M Springbrook TR30908 9	\$2,092,559.21	\$1,814.52	\$0.00	\$2,094,373.73
020740	CFD20 2MPrairieCrssngAreaA	\$195,588.46	\$168.52	(\$615.19)	\$195,141.79
020750	CFD20 2MPrairieCrssngAreaB	\$65,524.33	\$52.62	(\$397.75)	\$65,179.20
020760	CFD21 1M Mountain Vista	\$17,158.39	\$16.16	\$0.00	\$17,174.55
020770	CFD21 2M Sunset Crossing	\$79,200.24	\$64.17	(\$543.88)	\$78,720.53
020780	CFD21 3M Eagle Vista Lake Rnch IAA	\$18,872.27	\$16.42	(\$300.89)	\$18,587.80
020790	CFD21 3M Eagle Vista Lake Rnch IAB	\$37,752.87	\$25.24	\$0.00	\$37,778.11
020800	CFD22 1M Los Olivos Cntry View IAA	\$29,191.19	\$26.27	(\$147.38)	\$29,070.08

Fund Summary Report

Run Date: 12-May-2025 11:39:17 AM
 From : 01-Apr-2025
 To : 30-Apr-2025
 As at : 12-May-2025

User: Susan

Balance Calculation Based On: Value Date

Account Number	Account Name	Balance Forward	Total Receipts	Total Payments	Total
020810	CFD22 1M Los Olivos Cntry View IAB	\$213,480.75	\$188.18	(\$1,300.55)	\$212,368.38
020820	CFD22 2M Mountain Edge	\$62,966.74	\$54.45	(\$890.20)	\$62,130.99
020830	CFD22 4M Nuevo Meadows	\$169,083.39	\$126.96	(\$387.81)	\$168,822.54
020840	CFD22 5M Siena	\$70,618.86	\$59.82	(\$344.54)	\$70,334.14
020850	CFD22 6M Summit Canyon	\$69,019.41	\$52.78	(\$459.19)	\$68,613.00
020851	CFD 22 6M Summit Canyon Tax B	\$4,389.51	\$2.65	\$0.00	\$4,392.16
020860	CFD23-1M Highgrove Town Center	\$26,656.97	\$20.30	\$0.00	\$26,677.27
020861	CFD 23 1M Highgrove TC Tax B	\$5,892.26	\$3.55	\$0.00	\$5,895.81
020870	CFD23-2M Highgrove	\$6,250.59	\$5.89	\$0.00	\$6,256.48
020880	CFD23-3M Canterwood	\$106,672.57	\$98.93	(\$905.90)	\$105,865.60
020890	CFD23-5M Courts & Towns	\$10,953.99	\$9.96	(\$86.23)	\$10,877.72
020900	CFD 23 4M Highland	\$9,126.15	\$9.22	(\$221.65)	\$8,913.72
020901	CFD 23 6M Parkview	\$30,747.98	\$29.25	\$0.00	\$30,777.23
020902	CFD 23 7M JBJ Ranch	\$21,530.91	\$24.80	\$0.00	\$21,555.71
020903	CFD 23 8M McCanna	\$20,813.02	\$19.61	\$0.00	\$20,832.63
020904	CFD 23 9M Triada	\$26,822.97	\$25.27	\$0.00	\$26,848.24
020905	CFD 23 10M The Woods IA A	\$3,808.20	\$3.67	\$0.00	\$3,811.87
020906	CFD 23 10M The Woods IA B	\$4,393.39	\$4.22	\$0.00	\$4,397.61
020907	CFD 23 10M The Woods IA C	\$7,543.09	\$7.18	\$0.00	\$7,550.27
020908	CFD 23 10M The Woods IA D	\$2,414.04	\$2.35	\$0.00	\$2,416.39
020909	CFD 24 1M Sunstone	\$3,344.76	\$0.42	\$0.00	\$3,345.18
021000	Co Structural Fire Protection	\$52,819,515.33	\$6,032,987.32	(\$39,096,375.62)	\$19,756,127.03
021050	Community Action Partnership	\$3,727,047.30	\$578,728.24	(\$998,572.40)	\$3,307,203.14
021100	EDA-Administration	\$348,289.00	\$2,125,878.59	(\$719,405.24)	\$1,754,762.35
021101	Single Family Revenue Bond	\$28,079.73	\$0.00	\$0.00	\$28,079.73
021107	Southwest Marketing	\$26,650.70	\$0.00	\$0.00	\$26,650.70
021108	USDA Ag Grant	\$246.64	\$0.23	\$0.00	\$246.87
021109	EDA Special Projects	\$1,685,340.27	\$105,907.00	\$0.00	\$1,791,247.27

Fund Summary Report

Run Date: 12-May-2025 11:39:17 AM

User: Susan

From : 01-Apr-2025

To : 30-Apr-2025

As at : 12-May-2025

Balance Calculation Based On: Value Date

Account Number	Account Name	Balance Forward	Total Receipts	Total Payments	Total
021150	USEDA Grant	\$290,116.08	\$2,229.06	\$0.00	\$292,345.14
021200	County Free Library	\$12,060,434.70	\$3,553,518.58	(\$4,304,436.22)	\$11,309,517.06
021201	Library Trust Fund-Gifts	\$4,290,063.24	\$4,041.62	\$0.00	\$4,294,104.86
021202	First Five Award	\$99,270.89	\$93.52	\$0.00	\$99,364.41
021210	Edward Dean Museum and Gardens	\$399,231.20	\$3,537.87	(\$44,710.24)	\$358,058.83
021250	Home Investmnt Partnership Act	\$139,162.79	\$148.53	(\$36,571.25)	\$102,740.07
021251	Home Program Fund	\$455,020.02	\$3,134.32	(\$73,000.00)	\$385,154.34
021252	Home-Cash Match Contributions	\$2,812.10	\$2.66	\$0.00	\$2,814.76
021270	Cal Home Program	\$21.05	\$0.02	\$0.00	\$21.07
021271	Cal Home Program-Reuse Account	\$21.56	\$0.02	\$0.00	\$21.58
021300	Homeless Housing Relief Fund	\$48,394,248.70	\$4,186,075.38	(\$6,365,266.70)	\$46,215,057.38
021330	HHPWS CARES ACT Funding	\$1,929,067.92	\$1,437.68	(\$24,399.11)	\$1,906,106.49
021340	HWS Grants	\$28,190,796.55	\$28,074.15	(\$168,405.28)	\$28,050,465.42
021341	California TCC Program	\$950,199.13	\$926.17	(\$5,240.72)	\$945,884.58
021350	HUD Community Services Grant	(\$78,047.08)	\$2,524,051.59	(\$2,645,248.25)	(\$199,243.74)
021351	Community Development	\$55,273.73	\$53.40	\$0.00	\$55,327.13
021352	RDA Rental Rehabilitation Prog	\$4,749.86	\$4.47	\$0.00	\$4,754.33
021353	Comm Developmt Housing Loan	\$269.21	\$0.25	\$0.00	\$269.46
021354	Economics Development	\$0.08	\$0.00	\$0.00	\$0.08
021355	HUD CDBG Home Grant Programs	\$224.12	\$0.21	\$0.00	\$224.33
021356	Emergency Solutions Grant	\$3,021.80	\$77,894.37	(\$150,763.69)	(\$69,847.52)
021370	NSP Neighborhood Stabilization	\$547.43	\$0.52	\$0.00	\$547.95
021371	NSHP Program Income	\$767,319.84	\$680.64	(\$6,661.05)	\$761,339.43
021372	NSP State NBHD Stabilization	\$1.39	\$0.00	\$0.00	\$1.39
021373	NSP-3rd Allocation NBHD Stabl	\$1,360.27	\$1.28	\$0.00	\$1,361.55
021374	NSP3-Program Income	\$274,387.82	\$258.50	\$0.00	\$274,646.32
021410	Comm Recidivism Red Grant Prog	\$9,616.70	\$9.06	\$0.00	\$9,625.76
021450	Office On Aging	(\$5,035,401.94)	\$1,240,960.88	(\$1,971,573.91)	(\$5,766,014.97)

Fund Summary Report

Run Date: 12-May-2025 11:39:17 AM
 From : 01-Apr-2025
 To : 30-Apr-2025
 As at : 12-May-2025

User: Susan

Balance Calculation Based On: Value Date

Account Number	Account Name	Balance Forward	Total Receipts	Total Payments	Total
021451	Senior Nutrition Prog Income	\$114,309.87	\$107.69	\$0.00	\$114,417.56
021453	Handicapped Parking Fees	\$660,886.75	\$7,660.20	\$0.00	\$668,546.95
021454	OOA Advances	\$0.00	\$0.00	(\$0.01)	(\$0.01)
021550	Workforce Development	(\$4,779,245.27)	\$67,379.96	(\$2,164,192.81)	(\$6,876,058.12)
021560	Housing Homeless Wrkfrce Sol	\$2,451.40	\$167,157.87	(\$191,848.25)	(\$22,238.98)
021735	ARP Act Coronavirus Relief	\$293,491,332.34	\$4,729,641.90	(\$11,751,732.10)	\$286,469,242.14
021736	ARP Act CID BOS	\$10,000.00	\$0.00	\$0.00	\$10,000.00
021740	State Homeland Security Prog	\$2,447.42	\$2.31	\$0.00	\$2,449.73
021800	Bioterrorism Preparedness 021800	\$1,922,950.86	\$251,244.85	(\$533,103.25)	\$1,641,092.46
021810	Hosp Prep Prog Allocation 02180	\$583,832.22	\$190,563.76	(\$154,431.00)	\$619,964.98
021820	Homeland Security Gp Pass Thru	\$1,108.84	\$1.04	\$0.00	\$1,109.88
021830	FM Lakeland Village Rec Ctrs	\$330,650.85	\$46,765.30	(\$26,835.05)	\$350,581.10
021840	CA Prop 56 Tobacco Tax of 2016	\$327,927.82	\$100,099.52	(\$34,898.07)	\$393,129.27
021841	CA Prop 56 Local Oral Health	(\$227,670.20)	\$1,983.89	(\$40,716.94)	(\$266,403.25)
022000	Rideshare	(\$27,987.86)	\$27,042.44	(\$15,280.54)	(\$16,225.96)
022040	COR Benefit and Insurance Fund	\$73,575,858.54	\$2,267,535.40	(\$2,068,641.47)	\$73,774,752.47
022050	Ad-CFD Administration	\$621,424.42	\$683.49	(\$58,293.20)	\$563,814.71
022200	Desert Expo Centre	(\$136,364.70)	\$516.44	(\$309,886.14)	(\$445,734.40)
022250	Riverside CAL ID	\$2,749,095.99	\$8,642.75	(\$325,582.81)	\$2,432,155.93
022251	CAL-DNA	\$104,198.80	\$92.07	\$0.00	\$104,290.87
022252	CAL AFIS	\$4,578,182.92	\$0.00	\$0.00	\$4,578,182.92
022253	CAL AFIS SB 720	\$4,180,406.22	\$0.00	\$0.00	\$4,180,406.22
022270	Inmate Welfare Funds	\$22,194,585.74	\$335,561.91	(\$277,200.17)	\$22,252,947.48
022280	Mental Health Diversion Fund	\$0.00	\$1,872,661.00	\$0.00	\$1,872,661.00
022300	AB 2766 Sher Bill	\$2,012,607.32	\$1,936.94	(\$39,145.56)	\$1,975,398.70
022350	Special Aviation	(\$94,775.16)	\$0.00	(\$387,270.44)	(\$482,045.60)
022400	Supervisorial Road District 4	\$1,551,786.92	\$93,430.04	\$0.00	\$1,645,216.96
022430	Health And Juvenile Services	\$38,037.59	\$566.18	\$0.00	\$38,603.77

Fund Summary Report

Run Date: 12-May-2025 11:39:17 AM

User: Susan

From : 01-Apr-2025

To : 30-Apr-2025

As at : 12-May-2025

Balance Calculation Based On: Value Date

Account Number	Account Name	Balance Forward	Total Receipts	Total Payments	Total
022450	WC MSHCP	\$10,477,815.49	\$9,512.86	\$0.00	\$10,487,328.35
022451	Habitat Environmntl Mitigation	\$578,314.37	\$544.82	\$0.00	\$578,859.19
022500	U S Grazing Fees	\$17,296.62	\$0.00	\$0.00	\$17,296.62
022570	Geographical Information Systm	\$1,526,199.50	\$185,176.27	(\$98,856.40)	\$1,612,519.37
022650	Airport Land Use Commission	\$334,975.59	\$131,825.15	(\$51,529.59)	\$415,271.15
022710	Highway 74 EIFD	\$14,479.13	\$11.64	\$0.00	\$14,490.77
022720	TV Wine Country EIFD	\$87,195.21	\$74.90	\$0.00	\$87,270.11
022730	ECV EIFD	\$15,073.65	\$8.80	\$0.00	\$15,082.45
022750	RCIT - RivcoTV PEG	\$1,353,740.84	\$1,244.94	(\$12,105.95)	\$1,342,879.83
022800	IHSS PA Fund	(\$1,194,537.17)	\$776.04	(\$638,342.43)	(\$1,832,103.56)
022820	Dna Id Fund	\$632,791.13	\$539.61	(\$385,944.00)	\$247,386.74
022840	Solar Payment Revenue Fund	\$4,993,807.88	\$0.00	\$0.00	\$4,993,807.88
022850	Casa Blanca Clinic Operations	\$30,924.72	\$28.94	\$0.00	\$30,953.66
022860	Opioid Remediation	\$43,785,787.48	\$1,095,932.30	(\$51,250.00)	\$44,830,469.78
022880	Asset Forfeiture Diversion Fund	\$201,614.67	\$205.65	\$0.00	\$201,820.32
022890	Cannabis Reg TF Seized Assets	\$1,624,309.49	\$1,535.16	\$0.00	\$1,625,844.65
022900	Perris Valley Cemetery Distr	\$1,529,053.81	\$73,593.88	(\$133,614.60)	\$1,469,033.09
022901	Perris Cemetery Dist Pre Need	\$814,580.00	\$15,700.00	\$0.00	\$830,280.00
023000	Franchise Area 8 Assmt WMIV	\$93,303.55	\$369.79	\$0.00	\$93,673.34
023010	CSA Administration	\$4,571,726.85	\$37,518.13	(\$409,328.82)	\$4,199,916.16
023025	County Service Area No 001	\$120,084.37	\$927.95	(\$173.36)	\$120,838.96
023100	County Service Area No 013	\$96,965.53	\$494.77	(\$79.27)	\$97,381.03
023125	County Service Area No 015	\$327,019.18	\$3,218.17	(\$473.88)	\$329,763.47
023200	County Service Area No 021	\$235,770.30	\$2,418.24	(\$732.65)	\$237,455.89
023225	County Service Area No 022	\$89,272.62	\$234.19	(\$1,346.02)	\$88,160.79
023300	County Service Area No 027	\$362,510.70	\$6,873.09	(\$2,337.22)	\$367,046.57
023375	CSA No 36 Idyllwild Ltg - P-R	\$259,299.37	\$12,312.01	(\$22,645.79)	\$248,965.59
023400	County Service Area No 038	\$570,384.07	\$6,941.35	\$0.00	\$577,325.42

Fund Summary Report

Run Date: 12-May-2025 11:39:17 AM
 From : 01-Apr-2025
 To : 30-Apr-2025
 As at : 12-May-2025

User: Susan

Balance Calculation Based On: Value Date

Account Number	Account Name	Balance Forward	Total Receipts	Total Payments	Total
023475	County Service Area No 043	\$411,430.94	\$4,475.14	(\$1,213.57)	\$414,692.51
023500	County Service Area No 047	\$219,715.98	\$1,777.69	(\$206.67)	\$221,287.00
023525	County Service Area No 051	\$152,920.74	\$58,543.61	(\$75,039.09)	\$136,425.26
023600	County Service Area No 059	\$97,639.65	\$761.52	(\$281.38)	\$98,119.79
023625	Co Service Area #60	\$162,549.94	\$0.00	\$0.00	\$162,549.94
023675	County Service Area No 069	\$209,244.81	\$14,111.77	(\$10,958.49)	\$212,398.09
023700	County Service Area No 070	\$817,864.46	\$4,446.20	(\$1,841.00)	\$820,469.66
023775	County Service Area No 080	\$948,879.36	\$4,733.10	(\$3,771.72)	\$949,840.74
023825	County Service Area No 084	\$1,650,691.73	\$1,602.33	(\$32,013.31)	\$1,620,280.75
023850	County Service Area No 085	\$290,922.38	\$3,064.30	(\$17,265.30)	\$276,721.38
023900	County Service Area No 087	\$206,568.95	\$1,746.97	(\$2,751.23)	\$205,564.69
023925	County Service Area No 089	\$15,090.86	\$449.47	(\$3,035.60)	\$12,504.73
023950	County Service Area No 091	\$1,345,904.31	\$3,163.13	(\$9,395.16)	\$1,339,672.28
024025	County Service Area No 094	\$8,733.99	\$321.65	(\$242.07)	\$8,813.57
024050	County Service Area No 097	\$278,203.51	\$971.06	(\$4,470.41)	\$274,704.16
024075	County Service Area No 103	\$1,248,993.89	\$1,384.44	(\$47,178.72)	\$1,203,199.61
024100	County Service Area No 104	\$472,715.31	\$8,818.01	\$0.00	\$481,533.32
024125	County Service Area No 105	\$207,474.06	\$5,034.86	\$0.00	\$212,508.92
024150	County Service Area No 108	\$220,053.57	\$2,815.41	\$0.00	\$222,868.98
024175	County Service Area No 113	\$234,865.32	\$569.40	(\$101.09)	\$235,333.63
024200	County Service Area No 115	\$168,946.22	\$156.13	(\$207.49)	\$168,894.86
024225	County Service Area No 117	\$229,253.93	\$212.87	(\$2,093.84)	\$227,372.96
024250	County Service Area No 121	\$825,074.75	\$794.94	(\$5,237.99)	\$820,631.70
024275	County Service Area No 124	\$167,043.73	\$175.50	\$0.00	\$167,219.23
024300	County Service Area No 125	\$216,548.33	\$567.13	(\$1,514.14)	\$215,601.32
024325	County Service Area No 126East	\$14,812,988.54	\$78,453.89	(\$187,701.91)	\$14,703,740.52
024350	County Service Area No 128East	\$294,404.19	\$270.73	\$0.00	\$294,674.92
024400	County Service Area No 132	\$36,663.94	\$26.73	(\$16,746.07)	\$19,944.60

Fund Summary Report

Run Date: 12-May-2025 11:39:17 AM
 From : 01-Apr-2025
 To : 30-Apr-2025
 As at : 12-May-2025

User: Susan

Balance Calculation Based On: Value Date

Account Number	Account Name	Balance Forward	Total Receipts	Total Payments	Total
024425	County Service Area No 134	\$3,091,855.43	\$2,701.65	(\$110,223.38)	\$2,984,333.70
024450	County Service Area No 135	\$5,265.94	\$4.98	(\$1,458.72)	\$3,812.20
024525	County Service Area No 142	\$59,756.70	\$55.60	(\$1,060.31)	\$58,751.99
024550	County Service Area No 143	\$1,078,886.44	\$873.14	(\$180,474.35)	\$899,285.23
024600	CSA No 149-Wine CO Roads	\$1,257,460.55	\$1,260.84	(\$498.37)	\$1,258,223.02
024625	CSA No 152-NPDES	\$7,277,593.17	\$135,959.53	(\$240,604.18)	\$7,172,948.52
024800	County Service Area No 146	\$130,923.12	\$122.81	(\$151.04)	\$130,894.89
024825	CSA No 149-Wine Country Beauti	\$396,418.18	\$355.77	(\$5,117.10)	\$391,656.85
024875	CSA No 152-Sports Facility	\$1,923,771.60	\$14,418.44	(\$40,750.13)	\$1,897,439.91
025110	Flood Control Zone 1	\$63,640,205.41	\$1,144,038.95	(\$1,290,968.38)	\$63,493,275.98
025112	Zone 1 Area Drainage Plans	\$2,807,183.92	\$2,644.62	\$0.00	\$2,809,828.54
025120	Flood Control Zone 2	\$86,759,045.14	\$2,070,658.23	(\$1,681,163.85)	\$87,148,539.52
025122	Zone 2 Area Drainage Plans	\$1,249,814.02	\$1,182.26	\$0.00	\$1,250,996.28
025130	Flood Control Zone 3	\$1,536,396.49	\$256,233.72	(\$988,991.74)	\$803,638.47
025132	Zone 3 Area Drainage Plans	\$69,862.17	\$65.82	\$0.00	\$69,927.99
025140	Flood Control Zone 4	\$66,385,343.22	\$2,372,669.76	(\$1,800,729.51)	\$66,957,283.47
025142	Zone 4 Area Drainage Plans	\$12,117,582.28	\$13,131.90	\$0.00	\$12,130,714.18
025150	Flood Control Zone 5	\$20,041,242.63	\$614,317.24	(\$230,846.16)	\$20,424,713.71
025160	Flood Control Zone 6	\$10,242,585.31	\$1,617,282.59	(\$238,932.38)	\$11,620,935.52
025170	Flood Control Zone 7	\$14,427,664.82	\$719,063.89	(\$1,160,198.70)	\$13,986,530.01
025171	Zone 7-Maintenance	\$1,512,605.10	\$80,825.01	\$0.00	\$1,593,430.11
025172	Zone 7 Area Drainage Plans	\$2,639,182.76	\$2,463.07	\$0.00	\$2,641,645.83
025173	Temecula-Pechanga Restoration	\$659,731.23	\$621.53	\$0.00	\$660,352.76
025174	Wolf Valley Creek Ch-Endowment	\$598,636.26	\$563.97	\$0.00	\$599,200.23
025180	NPDES-Whitewater	\$3,550,734.13	\$85,320.46	(\$81,289.40)	\$3,554,765.19
025190	NPDES-Santa Ana	\$4,921,951.15	\$281,478.02	(\$446,877.74)	\$4,756,551.43
025200	NPDES-Santa Margarita	\$2,584,768.71	\$619,170.53	(\$178,952.62)	\$3,024,986.62
025400	Regional Park And Open-Space	\$13,106,829.25	\$1,657,411.35	(\$2,372,140.35)	\$12,392,100.25

Fund Summary Report

Run Date: 12-May-2025 11:39:17 AM
 From : 01-Apr-2025
 To : 30-Apr-2025
 As at : 12-May-2025

User: Susan

Balance Calculation Based On: Value Date

Account Number	Account Name	Balance Forward	Total Receipts	Total Payments	Total
025401	Historical Commission	\$28,515.24	\$26.86	\$0.00	\$28,542.10
025420	Park-Events-Weddings	\$1,216.53	\$0.00	(\$1,216.53)	\$0.00
025430	Habitat And Open-Space Mgmt	\$409,903.12	\$20,928.83	(\$79,065.11)	\$351,766.84
025440	Off-Highway Vehicle Mgmt	\$350,520.31	\$325.02	\$0.00	\$350,845.33
025500	County Fish And Game	\$18,890.58	\$18.65	\$0.00	\$18,909.23
025510	Park Residences Util And Maint	\$399,008.17	\$15,536.56	(\$3,304.83)	\$411,239.90
025540	Multi-Species Reserve	\$344,049.80	\$56,135.88	(\$46,103.08)	\$354,082.60
025550	Santa Ana Rivr Mitigation Bank	\$3,640,087.02	\$3,429.85	(\$351.58)	\$3,643,165.29
025590	MSHCP Reserve Management	(\$34,004.23)	\$99,580.27	(\$140,894.75)	(\$75,318.71)
025620	Lake Skinner Park	\$1,710,260.82	\$243,860.66	(\$214,502.29)	\$1,739,619.19
025800	RIVCO Children And Fam Comm	\$31,953,465.47	\$4,551,443.17	(\$2,160,371.03)	\$34,344,537.61
025820	RCCFC - ARPA Funding 2021	\$3,993,018.74	\$0.00	(\$3,000,000.00)	\$993,018.74
030000	Accumulative Capital Out	\$1,480,277.90	\$0.00	\$0.00	\$1,480,277.90
030100	Cap Cons And Land And Bldg Acq	(\$8,419,239.68)	\$4,094,244.76	(\$6,022,235.80)	(\$10,347,230.72)
030104	Indio Jail Expansion AB900	\$9,820,569.51	\$9,251.66	\$0.00	\$9,829,821.17
030105	Van Horn Yth Tmt-Edu Ctr SB81	\$289,367.91	\$272.61	\$0.00	\$289,640.52
030106	Indio Youth Treatment-Educ CTR	\$21,138.78	\$19.91	\$0.00	\$21,158.69
030120	Co Tobacco Securitization Fund	\$12,510.04	\$11.79	\$0.00	\$12,521.83
030121	Reimb For HUB Jail Const	\$5,422.42	\$5.11	\$0.00	\$5,427.53
030300	Fire Capital Project Fund	\$7,014,966.79	\$0.00	\$0.00	\$7,014,966.79
030302	Development Agreement No 20M-L	\$0.04	\$0.00	\$0.00	\$0.04
030360	Cabazon CRA Infrastructure	\$5,766,521.00	\$0.00	\$0.00	\$5,766,521.00
030370	Wine Country Infrastructure	\$2,953,796.08	\$0.00	\$0.00	\$2,953,796.08
030380	Mead Valley Infrastructure	\$1,010,085.74	\$0.00	\$0.00	\$1,010,085.74
030500	Developers Impact Fees Operati	\$70,334.83	\$66.26	\$0.00	\$70,401.09
030501	PF-COW Countywide Public Facil	\$24,917,518.81	\$197,094.57	(\$8,034.39)	\$25,106,578.99
030502	Eastern RIVCO Traffic Signal	\$3,702,935.29	\$20,675.79	\$0.00	\$3,723,611.08
030503	Western RIVCO Traffic Signal	\$2,169,949.69	\$42,629.64	\$0.00	\$2,212,579.33

Fund Summary Report

Run Date: 12-May-2025 11:39:17 AM
 From : 01-Apr-2025
 To : 30-Apr-2025
 As at : 12-May-2025

User: Susan

Balance Calculation Based On: Value Date

Account Number	Account Name	Balance Forward	Total Receipts	Total Payments	Total
030504	Eastern RIVCO Fire Facilities	\$2,275,371.68	\$56,061.86	\$0.00	\$2,331,433.54
030505	Western RIVCO Fire Facilities	\$20,970,078.92	\$195,327.60	(\$3,545.49)	\$21,161,861.03
030507	RBI AP1-Jurupa Major Improv	\$495,057.74	\$466.39	\$0.00	\$495,524.13
030508	RBI AP2-Coachella W Major Impr	\$1,018,590.16	\$1,009.65	\$0.00	\$1,019,599.81
030509	RBI AP3-HGRV Major Improv	\$1,518,205.29	\$4,603.97	\$0.00	\$1,522,809.26
030510	Rbi-Ap8	\$0.02	\$0.00	\$0.00	\$0.02
030511	RBI AP7-Woodcrest Major Improv	\$390,359.66	\$6,580.61	\$0.00	\$396,940.27
030512	RBI AP6-Temescal Cyn Major Imp	\$1,270,847.14	\$1,332.02	\$0.00	\$1,272,179.16
030513	RBI AP5-Eastvale Major Improv	\$25,436.07	\$23.96	\$0.00	\$25,460.03
030514	RBI AP4-Reche Cyn Major Improv	\$30,258.06	\$28.83	\$0.00	\$30,286.89
030515	RBI AP10-San Jacinto Maj Impro	\$15,943.95	\$14.97	\$0.00	\$15,958.92
030517	RBI AP11-REMAP Major Improv	\$576,748.42	\$543.14	\$0.00	\$577,291.56
030518	RBI AP12-Lakeview Major Improv	\$35,022.53	\$32.97	\$0.00	\$35,055.50
030519	RBI AP17-Sun City Major Improv	\$7,350.75	\$6.93	\$0.00	\$7,357.68
030520	RBI AP16-Hwy 74-79 Major Impro	\$395,486.61	\$372.58	\$0.00	\$395,859.19
030521	RBI AP15-Elsinore Major Improv	\$895,619.12	\$5,227.40	\$0.00	\$900,846.52
030522	RBI AP14-Palo Verde Major Impr	\$257,712.58	\$242.79	\$0.00	\$257,955.37
030523	RBI AP13-Mead Vly Major Improv	\$848,838.73	\$1,269.80	\$0.00	\$850,108.53
030524	RBI AP18-Coachella E Major Imp	\$323,297.90	\$7,769.38	\$0.00	\$331,067.28
030525	RBI AP19-Southwest Major Impro	\$2,386.60	\$89.69	\$0.00	\$2,476.29
030527	Eastern RIVCO Reg Park Fac	\$278,942.49	\$4,889.27	\$0.00	\$283,831.76
030528	Western RIVCO Reg Park Fac	\$9,693,528.80	\$75,319.77	\$0.00	\$9,768,848.57
030530	RBI AP20-San Gorgonio Major Im	\$185,741.21	\$183.93	\$0.00	\$185,925.14
030531	CC-PF AP14-Palo Verde Fac	\$1,778.70	\$1.68	\$0.00	\$1,780.38
030533	Western RIVCO Reg Multipurpose	\$5,295,479.13	\$26,969.28	\$0.00	\$5,322,448.41
030534	CC-PF AP18-Coachella E Fac	\$52,750.54	\$49.70	\$0.00	\$52,800.24
030535	CC-PF AP15-Greater Elsinore	\$490.99	\$1,041.41	\$0.00	\$1,532.40
030536	CC-PF AP6-Temescal Canyon Fac	\$2,078.52	\$1.96	\$0.00	\$2,080.48

Fund Summary Report

Run Date: 12-May-2025 11:39:17 AM
 From : 01-Apr-2025
 To : 30-Apr-2025
 As at : 12-May-2025

User: Susan

Balance Calculation Based On: Value Date

Account Number	Account Name	Balance Forward	Total Receipts	Total Payments	Total
030537	FCF AP5-Eastvale Flood Control	\$0.02	\$0.00	\$0.00	\$0.02
030538	AP10-San Jacinto Flood Control	\$10,917.13	\$10.22	\$0.00	\$10,927.35
030539	Eastern RIVCO Reg Multipurpose	\$783,222.32	\$9,431.59	\$0.00	\$792,653.91
030540	AP13-Mead Valley Flood Control	\$20,992.09	\$1,118.18	\$0.00	\$22,110.27
030541	AP20-San Gorgonio Flood Contro	\$66.08	\$45.02	\$0.00	\$111.10
030542	Western County Library Book	\$473,313.58	\$3,323.62	\$0.00	\$476,637.20
030543	Eastern County Library Book	\$28,327.68	\$489.27	\$0.00	\$28,816.95
030544	Eastern RIVCO Public Fac	\$3,032,351.36	\$4,730.97	\$0.00	\$3,037,082.33
030545	Western RIVCO Public Fac	\$6,613,805.09	\$17,253.42	\$0.00	\$6,631,058.51
030547	Interim Open Space Mitigation	\$0.28	\$0.00	\$0.00	\$0.28
030550	CDM-PF-SD-4	\$418.15	\$0.39	(\$8.15)	\$410.39
030561	DA-PS-COW	\$0.16	\$0.00	(\$0.16)	\$0.00
030563	DA-RP-SD-2	(\$0.02)	\$0.02	\$0.00	\$0.00
030564	DA-RP-SD-3	\$0.01	\$0.00	(\$0.01)	\$0.00
030568	CC-PF-AP13	\$76.20	\$0.07	\$0.00	\$76.27
030569	WCMSC-West County Multi Serv	\$600,390.53	\$6,323.13	(\$21,101.05)	\$585,612.61
030570	ECMSC-East County Multi Serv	\$1,307.04	\$2,364.81	\$0.00	\$3,671.85
030700	Capital Improvement Program	\$36,694,688.32	\$34,267.75	(\$23,524.60)	\$36,705,431.47
030702	East County Deten Cent AB900	\$14,622.73	\$13.78	\$0.00	\$14,636.51
030703	Van Horn Juvenile Fac SB81	\$17,560.89	\$16.54	\$0.00	\$17,577.43
030704	Sheriff CIP	\$8,155,674.68	\$0.00	(\$1,353,857.46)	\$6,801,817.22
030705	Fire Headquarters	\$1,137,192.78	\$1,071.34	\$0.00	\$1,138,264.12
031010	89 93A and B Capital Project	\$1.49	\$0.00	\$0.00	\$1.49
031095	2013A PubDef-Prob Bldg and Tec 031095	\$0.16	\$0.00	\$0.00	\$0.16
031540	RDA Capital Improvements	\$18,403,465.03	\$0.00	\$0.00	\$18,403,465.03
031541	Sycamore Canyon Redev Project	\$9,114,821.43	\$0.00	\$0.00	\$9,114,821.43
031542	Moreno Valley Redev Project	\$1,208,101.38	\$109,078.74	(\$733,035.35)	\$584,144.77
031543	Palm Desert Redev Projects	\$28,843,372.95	\$0.00	\$0.00	\$28,843,372.95

Fund Summary Report

Run Date: 12-May-2025 11:39:17 AM

User: Susan

From : 01-Apr-2025

To : 30-Apr-2025

As at : 12-May-2025

Balance Calculation Based On: Value Date

Account Number	Account Name	Balance Forward	Total Receipts	Total Payments	Total
031550	County Serv Area No 143 QMBY	\$851,742.29	\$802.42	\$0.00	\$852,544.71
031570	County Serv Area No 152 Z-B	\$1,117,659.94	\$1,031.81	(\$260.02)	\$1,118,431.73
031600	Menifee Rd-Bridge Benefit Dist	\$12,574,747.25	\$136,217.82	(\$4,415.59)	\$12,706,549.48
031610	South West Area RB Dist	\$12,070,131.22	\$143,258.71	(\$735.24)	\$12,212,654.69
031630	Traffic Signal Mitigation	\$0.24	\$0.00	\$0.00	\$0.24
031640	Mira Loma R and B Benefit Dist	\$8,726,952.02	\$8,222.20	(\$1,102.87)	\$8,734,071.35
031650	DA Dif Consolidated Area Plan	\$54,857.11	\$71.65	\$0.00	\$54,928.76
031691	Signal Mitigation DIF-East	\$16,381.22	\$15.43	\$0.00	\$16,396.65
031692	Signal Mitigation DIF-West	\$53,618.57	\$52.45	\$0.00	\$53,671.02
031693	RBBB - Scott Road	\$3,899,320.26	\$3,652.46	(\$735.24)	\$3,902,237.48
032720	County Serv Area No 126 QMBY	\$123,538.35	\$116.39	\$0.00	\$123,654.74
032730	County Serv Area No 146 QMBY	\$71,056.58	\$66.94	\$0.00	\$71,123.52
032740	County Serv Area No 152 QMBY	\$1,001,673.59	\$969.83	(\$9,699.14)	\$992,944.28
032750	Woodcrest Library Project	\$1.05	\$0.00	\$0.00	\$1.05
032910	2015 PFA Cap Fac Proj LRB 032910	\$0.04	\$0.00	\$0.00	\$0.04
033000	Fc Capital Project	\$21,327.92	\$20.09	\$0.00	\$21,348.01
033100	Park Acq and Dev - District	\$1,837,976.63	\$1,056,082.55	(\$244,154.75)	\$2,649,904.43
033110	Park Acq and Dev - Grants	\$1,113,302.90	\$353.32	\$0.00	\$1,113,656.22
033120	Park Acq and Dev - DIF	\$3,224.38	\$2.71	\$0.00	\$3,227.09
033121	West Co Parks - DIF	\$2,875.89	\$2.87	\$0.00	\$2,878.76
033600	CREST	\$14,614,254.84	\$10,381.28	(\$145,964.21)	\$14,478,671.91
033805	2017 B-C IFA Cnty Cap Proj-LRB	\$136.74	\$0.13	\$0.00	\$136.87
035000	Pension Obligation Bonds	\$17,558,661.33	\$2,371,443.59	\$0.00	\$19,930,104.92
035100	Pension Liability Management	\$17,377,227.28	\$7,143,264.37	(\$8,250,000.00)	\$16,270,491.65
035200	2020 Pension Obligation Bonds	\$4,816,550.38	\$5,403,815.53	(\$932,893.12)	\$9,287,472.79
035900	Coral	\$3,768,508.52	\$0.00	(\$788,096.12)	\$2,980,412.40
036060	97a Hospital Project	\$8,543,328.56	\$8,048.78	\$0.00	\$8,551,377.34
036180	1990 Monterey Avenue Project	\$151.61	\$0.14	\$0.00	\$151.75

Fund Summary Report

Run Date: 12-May-2025 11:39:17 AM
 From : 01-Apr-2025
 To : 30-Apr-2025
 As at : 12-May-2025

User: Susan

Balance Calculation Based On: Value Date

Account Number	Account Name	Balance Forward	Total Receipts	Total Payments	Total
036210	2008 A SWJC Refunding Project	\$0.01	\$0.00	\$0.00	\$0.01
036220	2009 Larson Jus Cntr Ref Proj	\$42.97	\$0.04	\$0.00	\$43.01
036230	2009 PSEC & Woodcrt Lib Rf Prj	\$1,232,994.15	\$1,161.81	\$0.00	\$1,234,155.96
036270	2012 Public Finance Authty Db	\$0.02	\$0.00	\$0.00	\$0.02
036300	2019AT CORAL RCIT Ref Proj	\$178,105.55	\$167.28	(\$161,970.15)	\$16,302.68
037050	Teeter Debt Service Fund	\$32,571,299.95	\$17,615.65	(\$16,000,000.00)	\$16,588,915.60
037150	IE-Tobacco Securitization 037150	\$11.57	\$0.01	\$0.00	\$11.58
037410	2015 PFA Cap Fac Proj LRB	\$0.19	\$0.00	\$0.00	\$0.19
037420	2015A IFA Lease Revenue Bonds	\$1,029,948.59	\$962.63	(\$793,779.88)	\$237,131.34
037430	2016 Infrastructure Finng Auth	\$460,414.00	\$428.67	(\$401,699.23)	\$59,143.44
037435	2017A IFA Lease Revenue Bonds	\$786,119.94	\$738.97	(\$727,131.25)	\$59,727.66
037440	2017B&C IFA Lease Revenue Bond	\$1,195,455.93	\$596.25	(\$1,067,850.01)	\$128,202.17
037450	2021 A&B IFA Lease Rev Ref	\$11,458,956.19	\$10,697.86	(\$6,284,928.28)	\$5,184,725.77
038530	Flood - Zone 4 Debt Service	\$17,713.71	\$16.77	\$0.00	\$17,730.48
039810	Perris Valley Cemetery Disct	\$1,984,855.63	\$20,597.86	\$0.00	\$2,005,453.49
040050	Riv University Health System	(\$113,228,277.07)	\$355,919,268.76	(\$95,845,069.74)	\$146,845,921.95
040051	Hospital Site Dev Project	\$37,406.64	\$35.24	\$0.00	\$37,441.88
040052	Hospital General Gift	\$159,356.71	\$0.00	\$0.00	\$159,356.71
040053	Restricted Grants	\$33.96	\$0.03	\$0.00	\$33.99
040054	RCRMC-Huron Consulting Payment	(\$1,150.34)	\$0.00	(\$77,225.77)	(\$78,376.11)
040070	Community Based Clinic	\$701.39	\$0.66	\$0.00	\$702.05
040080	School Based Fund	\$712.70	\$0.67	\$0.00	\$713.37
040090	RUHS - FQHC Health Care Cli	\$43,563,584.28	\$60,173,091.74	(\$14,675,451.21)	\$89,061,224.81
040200	Waste Disposal Enterprise	\$146,306,341.59	\$13,170,560.65	(\$8,568,764.21)	\$150,908,138.03
040203	Oasis Closure Escrow	\$910,944.02	\$858.19	\$0.00	\$911,802.21
040205	Lamb Canyon Closure Escrow	\$11,398,244.55	\$10,738.16	\$0.00	\$11,408,982.71
040206	Mecca II Closure Escrow 66	\$1,495,831.42	\$1,409.21	\$0.00	\$1,497,240.63
040207	Badlands Closure Escrow	\$15,713,258.52	\$14,803.26	\$0.00	\$15,728,061.78

Fund Summary Report

Run Date: 12-May-2025 11:39:17 AM
 From : 01-Apr-2025
 To : 30-Apr-2025
 As at : 12-May-2025

User: Susan

Balance Calculation Based On: Value Date

Account Number	Account Name	Balance Forward	Total Receipts	Total Payments	Total
040208	Edom Hill Closure Escrow	\$7,297,714.90	\$6,875.09	\$0.00	\$7,304,589.99
040209	Desert Center Closure Escrow	\$226,053.43	\$212.96	\$0.00	\$226,266.39
040211	Blythe Closure Escrow	\$2,405,016.49	\$2,265.74	\$0.00	\$2,407,282.23
040212	WRMD Closure Fund	\$0.07	\$0.00	\$0.00	\$0.07
040214	Highgrove Cap Rem Fund	\$5,619,738.10	\$5,294.29	\$0.00	\$5,625,032.39
040215	Blyth Cap Rem Fund	\$992,414.55	\$934.94	\$0.00	\$993,349.49
040216	Desert Center Cap Rem Fund	\$378,032.27	\$356.14	\$0.00	\$378,388.41
040217	Double Butte Cap Rem Fund	\$3,849,327.31	\$3,626.41	\$0.00	\$3,852,953.72
040218	Badlands Cap Rem Fund	\$15,936,405.88	\$15,013.51	\$0.00	\$15,951,419.39
040219	Edom Hill Cap Rem Fund	\$3,582,044.01	\$3,374.61	\$0.00	\$3,585,418.62
040220	Oasis Cap Rem Fund	\$965,104.35	\$909.21	\$0.00	\$966,013.56
040221	Lamb Canyon Cap Rem Fund	\$11,087,704.25	\$10,445.54	\$0.00	\$11,098,149.79
040222	Coachella Cap Rem Fund	\$1,471,034.06	\$1,385.85	\$0.00	\$1,472,419.91
040223	Mead Valley Cap Rem Fund	\$1,424,342.08	\$1,341.86	\$0.00	\$1,425,683.94
040224	Anza Cap Rem Fund	\$1,016,080.14	\$957.24	\$0.00	\$1,017,037.38
040225	Mecca II Cap Rem Fund	\$895,382.62	\$613.97	\$0.00	\$895,996.59
040226	Corona Cap Rem Fund	\$746,418.42	\$703.19	\$0.00	\$747,121.61
040227	Elsinore Cap Rem Fund	\$775,268.40	\$730.37	\$0.00	\$775,998.77
040228	West Riverside Cap Rem Fund	\$910,932.33	\$858.18	\$0.00	\$911,790.51
040229	Beaumont Cap Rem Fund	\$97,966.32	\$92.29	\$0.00	\$98,058.61
040230	Hemet Cap Rem Fund	\$466,949.24	\$439.91	\$0.00	\$467,389.15
040232	Environmental	\$37,024,667.30	\$34,880.54	\$0.00	\$37,059,547.84
040233	Landfill Expansion Projects	\$69.87	\$0.07	\$0.00	\$69.94
040234	Essential Landfill Equipment	\$41.03	\$0.04	\$0.00	\$41.07
040250	Waste Disposal-Hazardous	\$868,535.13	\$211,410.64	(\$63,294.06)	\$1,016,651.71
040400	County Service Area No 122	\$128,513.77	\$15,944.93	(\$5,332.17)	\$139,126.53
040440	CSA No 62 Water Sewer	\$3,150,252.46	\$15,220.17	(\$17,995.08)	\$3,147,477.55
040600	Housing Authority Payroll	(\$912,610.42)	\$984,696.76	(\$1,126,395.02)	(\$1,054,308.68)

Fund Summary Report

Run Date: 12-May-2025 11:39:17 AM
 From : 01-Apr-2025
 To : 30-Apr-2025
 As at : 12-May-2025

User: Susan

Balance Calculation Based On: Value Date

Account Number	Account Name	Balance Forward	Total Receipts	Total Payments	Total
040650	Photogrammerty Operations	\$33,097.62	\$3,081.01	(\$13,545.15)	\$22,633.48
040660	Subdivision Operations	\$7,850,191.61	\$168,319.63	(\$194,812.10)	\$7,823,699.14
040670	Encroachment Permits	\$503,774.67	\$32,824.68	(\$70,965.98)	\$465,633.37
040710	Aviation Operations	\$5,014,329.92	\$418,553.14	(\$456,734.26)	\$4,976,148.80
045300	Fleet Services	\$170,290.71	\$135,453.78	(\$1,879,800.34)	(\$1,574,055.85)
045310	ISF-Fleet Services Veh Holdi	\$608,857.92	\$359,214.00	(\$1,143,432.31)	(\$175,360.39)
045500	ISF-Information Tech	\$21,700,412.46	\$6,974,080.75	(\$7,623,506.28)	\$21,050,986.93
045501	IT Oper Restr Capital Asset	\$5,500,000.00	\$0.00	\$0.00	\$5,500,000.00
045510	RCIT Pass Thru	(\$537,457.56)	\$414,766.10	(\$382,920.16)	(\$505,611.62)
045520	RCIT PSEC Operations	\$2,120,429.09	\$1,238,710.49	(\$928,298.36)	\$2,430,841.22
045521	PSEC Oper Restr Capital Asset	\$4,875,815.07	\$0.00	(\$150,682.24)	\$4,725,132.83
045620	Central Mail	\$604,846.92	\$271,361.47	(\$301,497.45)	\$574,710.94
045800	Exclusive Provider Option	\$10,099,987.68	\$13,877.21	(\$47,144.98)	\$10,066,719.91
045860	Delta Dental PPPO	\$10,047,803.40	\$904,706.08	(\$1,102,495.12)	\$9,850,014.36
045900	Local Advantage Plus Dental	\$2,109,048.21	\$40,026.98	(\$36,343.86)	\$2,112,731.33
045920	Local Advantage Blythe Dental	\$108,094.11	\$1,639.05	(\$778.60)	\$108,954.56
045960	Liability Insurance Fund	\$171,979,728.99	\$30,623,461.67	(\$3,166,248.33)	\$199,436,942.33
045980	ISF-Long Term Disability	\$163,178.99	\$453,283.31	(\$452,099.72)	\$164,362.58
046000	Malpractice Insurance	\$24,309,045.19	\$2,974,024.35	(\$87,587.23)	\$27,195,482.31
046040	Safety-Loss Control-ISF	\$1,932,751.39	\$1,485,352.51	(\$256,800.83)	\$3,161,303.07
046060	STD Disability Ins ISF	\$1,885,505.30	\$13,875.07	(\$3,014.81)	\$1,896,365.56
046080	Unemployment Insurance I	\$5,963,992.08	\$377,599.70	(\$10,162.17)	\$6,331,429.61
046100	Workers Compensation 046100	\$148,065,211.94	\$15,364,618.78	(\$4,661,359.61)	\$158,768,471.11
046120	Occupational Health-Well	\$2,061,759.27	\$443,820.85	(\$277,593.58)	\$2,227,986.54
046140	ISF - HCM Technology	\$0.48	\$0.00	\$0.00	\$0.48
047200	EDA-Custodial Services	\$4,766,620.44	\$1,366,090.56	(\$1,143,915.48)	\$4,988,795.52
047210	EDA-Maintenance Services	\$2,957,158.52	\$3,191,503.43	(\$2,979,403.63)	\$3,169,258.32
047220	EDA-Real Estate	\$10,726,805.48	\$8,789,260.14	(\$9,072,057.60)	\$10,444,008.02

Fund Summary Report

Run Date: 12-May-2025 11:39:17 AM

User: Susan

From : 01-Apr-2025

To : 30-Apr-2025

As at : 12-May-2025

Balance Calculation Based On: Value Date

Account Number	Account Name	Balance Forward	Total Receipts	Total Payments	Total
048000	Hydrological Services	\$254,775.44	\$104,912.25	(\$116,947.79)	\$242,739.90
048020	Garage-Fleet Operations	\$2,467,113.69	\$388,188.70	(\$246,796.79)	\$2,608,505.60
048040	Project Maintenance Operations	\$51,628.68	\$23,394.20	(\$16,598.94)	\$58,423.94
048080	Data Processing	\$2,262,203.90	\$535,735.61	(\$296,292.71)	\$2,501,646.80
050000	401A Defined Benefit Plan	\$76,121.88	\$502,326.71	(\$758,826.65)	(\$180,378.06)
050420	Section 115 Pension Trust	\$1,965,872.83	\$1,280,286.20	(\$1,300,000.00)	\$1,946,159.03
050430	Section 115 OPEB Trust	\$3,378,261.82	\$1,550,098.82	(\$1,500,000.00)	\$3,428,360.64
051000	Salton Sea Authority 051000	\$158,469.80	\$0.00	(\$28,598.20)	\$129,871.60
051005	Abandoned Vehicle Abatement	\$1,665,088.89	\$1,174.19	(\$171,423.82)	\$1,494,839.26
051010	Salton Sea Authority 051010	\$2,178.59	\$0.00	(\$82.82)	\$2,095.77
051015	Alvord Drainage District	\$403.82	\$0.38	\$0.00	\$404.20
051025	Banning Library District	\$552,573.02	\$116,494.19	(\$450,000.00)	\$219,067.21
051035	Beaumont-Cherry Valley R	\$671,178.75	\$328,004.88	(\$240,000.00)	\$759,183.63
051055	Beaumont Library	\$2,106,477.67	\$277,575.80	(\$429,835.11)	\$1,954,218.36
051060	Beaumont Library Aco	\$150,194.22	\$202.54	\$0.00	\$150,396.76
051105	CV Mosquito Abatement	\$582,709.11	\$548.96	\$0.00	\$583,258.07
051115	CV Mosquito Abate District	\$10,753,323.42	\$538,588.23	(\$2,042,128.00)	\$9,249,783.65
051125	Desert Recreation District	\$42,889.95	\$350,067.05	\$0.00	\$392,957.00
051135	Coach Val Assoc Of Govt	\$21,797,973.28	\$11,243,995.57	(\$14,709,987.98)	\$18,331,980.87
051155	Desert Hosp Debt Svs	\$96,824.67	\$91.22	\$0.00	\$96,915.89
051160	Edgemont Community Service	\$2,180,265.51	\$76,105.71	(\$89,394.59)	\$2,166,976.63
051165	Edgemont Com Serv-Illumination	\$42,592.19	\$1,822.42	(\$4,993.79)	\$39,420.82
051170	Edgemont Com Serv-ACO	\$9,208,184.28	\$8,674.93	\$0.00	\$9,216,859.21
051175	Elsinore Valley Cemetery	\$1,576,277.61	\$105,557.68	(\$178,217.83)	\$1,503,617.46
051176	Elsinore Valley Cem PRENEED	\$464,059.74	\$11,374.69	\$0.00	\$475,434.43
051180	Elsinore Vall Cem-Endow	\$474,435.65	\$12,515.51	\$0.00	\$486,951.16
051185	Hazardous Waste Mgt Auth	\$131,812.48	\$124.18	\$0.00	\$131,936.66
051190	Hemet Hospital Debt	\$668.57	\$0.63	\$0.00	\$669.20

Fund Summary Report

Run Date: 12-May-2025 11:39:17 AM

User: Susan

From : 01-Apr-2025

To : 30-Apr-2025

As at : 12-May-2025

Balance Calculation Based On: Value Date

Account Number	Account Name	Balance Forward	Total Receipts	Total Payments	Total
051195	Jurupa Area Rec And Park	\$332,714.43	\$94,785.13	\$0.00	\$427,499.56
051210	Jurupa Commsvs Dist Impno	\$118,014.12	\$111.18	\$0.00	\$118,125.30
051215	Local Agency Formation Comm	\$1,490,998.60	\$3,486.38	(\$97,598.75)	\$1,396,886.23
051220	Local Transportation Fund	\$356,212,320.28	\$10,902,848.89	(\$9,590,962.42)	\$357,524,206.75
051230	Menifee LMD 88-1	\$30,241.70	\$82.73	\$0.00	\$30,324.43
051235	Murrieta Cemetery	\$476,837.61	\$62,631.69	(\$31,229.22)	\$508,240.08
051240	Murrieta Valley Cemetery	\$16,922.71	\$15.94	\$0.00	\$16,938.65
051245	Murrieta Cemetery End Ca	\$1,104,054.28	\$11,826.23	\$0.00	\$1,115,880.51
051255	NW Mosquito Abate and Vector	\$26,683.20	\$25.14	\$0.00	\$26,708.34
051260	Palm Springs Cemetery En	\$622,726.81	\$17,798.10	\$0.00	\$640,524.91
051265	Palm Springs Cemetery Pre-Need	\$637,436.59	\$13,361.50	(\$31,741.14)	\$619,056.95
051270	Palm Springs Public Cemetery	\$543,719.44	\$84,736.36	(\$113,117.53)	\$515,338.27
051275	Palm Spring Cemetary ACO	\$1,835,356.23	\$37,565.25	(\$513,813.47)	\$1,359,108.01
051280	Palo Verde Cemetery	\$24,382.05	\$11,525.80	(\$17,693.88)	\$18,213.97
051285	Palo Verde Cem Dist Endowment	\$313,431.38	\$4,719.56	\$0.00	\$318,150.94
051290	Palo Verde Resource Cons	\$28,429.49	\$26.78	\$0.00	\$28,456.27
051295	Palo Verde Valley Library	\$435,526.52	\$8,423.30	(\$27,499.17)	\$416,450.65
051300	Palo Verde Valley Transi	\$203.10	\$0.19	\$0.00	\$203.29
051320	Riv Co Transportation Co	\$1,108,713,836.28	\$26,991,136.48	(\$23,440,907.48)	\$1,112,264,065.28
051322	I-215 Widening Project Escrow	\$403,782.23	\$380.40	\$0.00	\$404,162.63
051325	Beaumont Library Literacy Prog	\$52,987.16	\$49.92	\$0.00	\$53,037.08
051330	Regional Access Project	\$2,244,896.94	\$1,483.15	(\$200,000.00)	\$2,046,380.09
051350	Cv Conservation Commission	\$39,366,304.14	\$170,434.49	(\$1,781,480.00)	\$37,755,258.63
051360	Law Library	\$6,852,334.20	\$415,905.07	(\$345,274.13)	\$6,922,965.14
051370	Rubidoux Comm Svs Debt S	\$644.59	\$0.61	\$0.00	\$645.20
051375	San Jacinto Valley Cemetery	\$309,857.05	\$96,052.89	(\$94,328.22)	\$311,581.72
051380	San Jacin Val Cem Pre-Need	\$33,225.82	\$9,346.23	(\$3,070.00)	\$39,502.05
051385	San Jacinto Valley ACO	\$33,331.91	\$5,024.62	\$0.00	\$38,356.53

Fund Summary Report

Run Date: 12-May-2025 11:39:17 AM

User: Susan

From : 01-Apr-2025

To : 30-Apr-2025

As at : 12-May-2025

Balance Calculation Based On: Value Date

Account Number	Account Name	Balance Forward	Total Receipts	Total Payments	Total
051390	San Jacinto Val Cem-End	\$37,662.65	\$10,134.71	(\$906.58)	\$46,890.78
051391	Endowment Care Interest	\$1,886.89	\$908.32	\$0.00	\$2,795.21
051400	Summit Cemetery District	\$1,592,949.99	\$212,275.47	\$0.00	\$1,805,225.46
051425	Temecula Public Cemetery	\$1,675,530.82	\$123,760.68	(\$79,344.30)	\$1,719,947.20
051430	Temecula Cem Pers-457 Prog	\$180.00	\$0.00	\$0.00	\$180.00
051435	Temecula Cem Endow Care	\$122,867.06	\$5,142.19	\$0.00	\$128,009.25
051440	Temecula Cemetery ACO	\$21,434.92	\$19.70	\$0.00	\$21,454.62
051445	Valley Sanitary Debt	\$8.56	\$0.00	\$0.00	\$8.56
051460	Valley Wide Rec And Park	\$238,005.41	\$226,982.69	\$0.00	\$464,988.10
051520	Mccoy Wash Flood Control Dist	\$224,869.06	\$211.85	\$0.00	\$225,080.91
051550	Law Library Bldg Fd	\$1,403,114.48	\$1,023.70	\$0.00	\$1,404,138.18
051630	West Riv Co Reg Cons Auth	\$22,467,714.89	\$195,042.29	(\$741,476.41)	\$21,921,280.77
051632	Burrowing Owl Donations	\$87,684.60	\$82.61	\$0.00	\$87,767.21
051633	RCA Mitigation Fees	\$41,185,444.69	\$2,309,803.58	(\$331,984.78)	\$43,163,263.49
051634	RCA Mitigation Fees Set Aside	\$2,012,746.80	\$149,847.85	(\$217.90)	\$2,162,376.75
051636	RCA Contributed Capital Acq	\$11,046,163.11	\$1,519,355.66	\$0.00	\$12,565,518.77
051690	Jurupa Comm Services District	\$13,007,042.73	\$12,215.49	\$0.00	\$13,019,258.22
051695	Rancho Water District	\$124,139.92	\$116.95	\$0.00	\$124,256.87
051801	L And LMD No 89-1C Zone 41	\$0.80	\$0.00	\$0.00	\$0.80
051802	L And LMD No 89-1C Zone 79 051802	\$0.01	\$0.00	\$0.00	\$0.01
051803	L And LMD No 89-1C Zone 85	\$0.01	\$0.00	\$0.00	\$0.01
051804	L And LMD No 89-1C Zone 111	\$0.09	\$0.00	\$0.00	\$0.09
051806	L And LMD No 89-1C Zone 116	\$0.03	\$0.00	\$0.00	\$0.03
052001	Dr Horton Endowment	\$22,114.75	\$20.83	\$0.00	\$22,135.58
052002	Elsinore Lkw Amberhill Endow	\$63,477.77	\$59.80	\$0.00	\$63,537.57
052003	Elsinore Lakeview No 2 Endow	\$140,747.21	\$132.60	\$0.00	\$140,879.81
052004	Richmond Amer Homes Endowment	\$18,390.79	\$17.33	\$0.00	\$18,408.12
052005	BFW Corona Endowment	\$5,440.87	\$5.13	\$0.00	\$5,446.00

Fund Summary Report

Run Date: 12-May-2025 11:39:17 AM
 From : 01-Apr-2025
 To : 30-Apr-2025
 As at : 12-May-2025

User: Susan

Balance Calculation Based On: Value Date

Account Number	Account Name	Balance Forward	Total Receipts	Total Payments	Total
052006	Southshore Endowment	\$41,672.39	\$39.26	\$0.00	\$41,711.65
052007	Emerald Meadows Endowment	\$15,172.63	\$14.29	\$0.00	\$15,186.92
052008	Teledyne-Trans Dept Endowment	\$298,949.32	\$281.64	\$0.00	\$299,230.96
052009	TET Sedco Hills Endowment	\$323,050.26	\$304.34	\$0.00	\$323,354.60
052010	RCA Endowment	\$2,904,470.91	\$5,917.39	\$0.00	\$2,910,388.30
052011	EMWD-SJ Rivr Rechrge Endwmnt	\$2,376,015.83	\$2,238.42	\$0.00	\$2,378,254.25
052012	RCA So Cal Gas La Paloma Endmt	\$456,322.90	\$429.90	\$0.00	\$456,752.80
052013	Toscana Donation Endowment	\$1,091,061.47	\$1,027.88	\$0.00	\$1,092,089.35
052014	EI Sol Fence Endowment	\$88,496.86	\$83.37	\$0.00	\$88,580.23
052015	La Laguna Donation Endowment	\$180,555.61	\$170.10	\$0.00	\$180,725.71
052016	Riverpark Mit Bank Endow #1	\$511,825.12	\$482.94	\$0.00	\$512,308.06
052017	Adobe Springs PAR Endowment	\$231,972.54	\$218.54	\$0.00	\$232,191.08
052018	RCA LDMF Endowment	\$17,051,944.32	\$459,923.64	(\$653.70)	\$17,511,214.26
052019	Murrieta 180 Endowment	\$387,453.95	\$365.02	\$0.00	\$387,818.97
052020	Nuevo Donation Burrowing Owl	\$808,025.10	\$761.23	\$0.00	\$808,786.33
052370	Riverside Transit Agency	\$0.01	\$0.00	\$0.00	\$0.01
052460	City Of Palm Desert	\$2,897,198.81	\$2,729.42	\$0.00	\$2,899,928.23
052470	RDA Successor Agcy Palm Desert	\$369.03	\$0.35	\$0.00	\$369.38
052480	SCFA-Animal Shelter-Oper Fund	\$766,195.45	\$1,425.71	(\$453.06)	\$767,168.10
052481	SCFA-Animal Shelter-Cr Enhance	\$643,783.72	\$606.55	\$0.00	\$644,390.27
052482	SCFA-Animal Shelter-Contngency	\$372,533.24	\$354.12	\$0.00	\$372,887.36
052500	Coachella Valley Water Dist	\$1,339,064.66	\$1,261.52	\$0.00	\$1,340,326.18
052510	RDA 2011 Nh Reserve Series D	\$0.03	\$0.00	\$0.00	\$0.03
052520	RDA 2011 Nhsg Reserve Series B	\$0.14	\$0.00	\$0.00	\$0.14
052540	RDA 2011 Nh Reserve Series E	\$0.08	\$0.00	\$0.00	\$0.08
052550	CAC PD Building Pooled Project	\$0.01	\$0.00	\$0.00	\$0.01
052565	2017B IFA Investment Trust	\$0.01	\$0.00	\$0.00	\$0.01
054000	RIVCO Schools Clearing Account	\$382,120.72	\$828,967,867.94	(\$828,836,239.52)	\$513,749.14

Fund Summary Report

Run Date: 12-May-2025 11:39:17 AM

User: Susan

From : 01-Apr-2025

To : 30-Apr-2025

As at : 12-May-2025

Balance Calculation Based On: Value Date

Account Number	Account Name	Balance Forward	Total Receipts	Total Payments	Total
054005	School A Warrants	(\$121.00)	\$0.00	\$0.00	(\$121.00)
054010	School B Warrants	\$121.00	\$0.00	\$0.00	\$121.00
054015	RIVCO Schools - ERAF	\$17.28	\$0.00	\$0.00	\$17.28
055000	Corona-Norco School Clearing	\$5,510,047.40	\$29,803,403.78	(\$5,834,486.22)	\$29,478,964.96
055005	Corona-Norco School A Warrants	\$41,122,366.67	\$44,437,672.15	(\$44,454,390.53)	\$41,105,648.29
055010	Corona-Norco School B Warrants	\$8,940,287.61	\$37,975,910.54	(\$44,313,980.13)	\$2,602,218.02
055015	IEHP	\$2,027,867,282.08	\$792,699,822.96	(\$1,640,218,900.00)	\$1,180,348,205.04
055020	IEHP Health Access	\$8,901,135.33	\$1,395,097.00	(\$7,500,000.00)	\$2,796,232.33
055030	IEHP - Assignment	\$300,000.00	\$0.00	\$0.00	\$300,000.00
055100	Moreno Valley School Clearing	\$515,544.42	\$16,406,795.03	(\$16,922,339.45)	\$0.00
055105	Moreno Valley Payroll Clearing	\$18,655,207.34	\$20,125,691.49	(\$19,851,522.27)	\$18,929,376.56
055110	Moreno Valley Vendor Clearing	(\$2,603,032.98)	\$38,083,897.54	(\$30,976,202.01)	\$4,504,662.55
060000	DPSS FC Care and Maintenance	\$143,614.03	\$31,466.81	(\$45,366.48)	\$129,714.36
060015	Public Guardian Conserv Burial	\$627,692.20	\$598.93	(\$2,505.99)	\$625,785.14
060020	Public Guardian Conservatee	\$5,834,227.78	\$5,496.36	\$0.00	\$5,839,724.14
060040	DPSS FC Exces-Pason Child Supp	\$407,164.93	\$0.00	\$0.00	\$407,164.93
060045	Successor Agency PPTF	\$824,698.79	\$1,287.23	\$0.00	\$825,986.02
060050	Successor Agency PPTF - RORF	\$417,236.05	\$11,595.33	(\$183,210.09)	\$245,621.29
065000	Apportioned Taxes Clearing	(\$42.24)	\$1,899,366.91	(\$1,889,108.61)	\$10,216.06
065001	Health Net HMO	\$234,869.68	\$0.00	\$0.00	\$234,869.68
065002	Kaiser Permanente Health	\$92,044.15	\$0.00	(\$1,719.52)	\$90,324.63
065004	Katrina Disaster Relief	\$70.49	\$0.07	\$0.00	\$70.56
065005	CSA 152 Riverside Stormwater	\$2,478,037.95	\$2,072.78	(\$686,833.49)	\$1,793,277.24
065008	SCAN Health	\$8,661.44	\$0.00	\$0.00	\$8,661.44
065009	Health Net PPO	\$1,189.57	\$0.00	\$0.00	\$1,189.57
065010	Property Taxes Current Secured	\$427,925,065.70	\$2,080,985,762.56	(\$341,669,037.40)	\$2,167,241,790.86
065011	Delta Care USA DHMO	(\$137,346.16)	\$274,871.88	(\$226,771.08)	(\$89,245.36)
065012	United Healthcare HMO	\$130,563.82	\$0.00	\$0.00	\$130,563.82

Fund Summary Report

Run Date: 12-May-2025 11:39:17 AM

User: Susan

From : 01-Apr-2025

To : 30-Apr-2025

As at : 12-May-2025

Balance Calculation Based On: Value Date

Account Number	Account Name	Balance Forward	Total Receipts	Total Payments	Total
065013	United Healthcare PPO	\$150,294.74	\$0.00	\$0.00	\$150,294.74
065020	ACO IRS Backup Withholding	\$1,003.14	\$0.00	\$0.00	\$1,003.14
065035	Direct Deposit Clearing	\$15,125,751.47	\$115,482,476.90	(\$115,703,921.41)	\$14,904,306.96
065040	Misc Tax	\$574,716.38	\$30,000.00	\$0.00	\$604,716.38
065060	Life Insurance	(\$282,809.45)	\$85,696.96	(\$86,248.93)	(\$283,361.42)
065061	Jefferson Pilot Insurance	\$1,610,783.34	\$333,217.08	(\$332,813.90)	\$1,611,186.52
065065	Deferred Compensation	\$66,945.01	\$0.00	\$0.00	\$66,945.01
065070	CPPS-Association	(\$84.23)	\$168.46	(\$84.23)	\$0.00
065085	Nationwide Deferred Comp	(\$253,765.95)	\$5,820,930.18	(\$8,131,988.59)	(\$2,564,824.36)
065090	VALIC Deferred Comp	(\$122,179.27)	\$1,451,072.97	(\$2,133,151.93)	(\$804,258.23)
065095	Employees Association Co	(\$109,500.46)	\$219,165.05	(\$117,427.05)	(\$7,762.46)
065100	Fed Withholding Tax County	\$4,137.90	\$16,749,668.83	(\$25,456,095.29)	(\$8,702,288.56)
065105	Fed Withholding Tax Other	\$0.00	\$16,462.86	(\$16,462.86)	\$0.00
065110	PERS Health Insurance	\$9,966,125.73	\$23,636,735.20	(\$22,504,777.14)	\$11,098,083.79
065115	Health Insurance Transamerica	\$414,762.64	\$0.00	\$0.00	\$414,762.64
065120	Flex Spending Account	\$218,508.38	\$451,961.39	(\$452,018.53)	\$218,451.24
065125	Long Term Disab Sheriff Assoc	(\$80,970.00)	\$161,640.00	(\$80,670.00)	\$0.00
065130	Medicare Tax County	\$25,964.85	\$5,055,348.94	(\$7,640,832.55)	(\$2,559,518.76)
065135	Medicare Tax Other	\$0.00	\$4,993.54	(\$4,993.54)	\$0.00
065140	OASDI County	\$16,113.90	\$16,456,963.93	(\$24,727,702.45)	(\$8,254,624.62)
065145	OASDI Special Districts	\$0.00	\$21,351.52	(\$21,351.52)	\$0.00
065150	Vision Service Plan	\$444,427.96	\$42,022.00	(\$32,057.51)	\$454,392.45
065155	RCDDA Assoc Dues County	(\$12,810.00)	\$25,585.00	(\$25,550.00)	(\$12,775.00)
065160	Retirement 401A	\$113,515.61	\$0.00	\$0.00	\$113,515.61
065165	Retirement Trust	\$1,176,009.82	\$33,579,450.30	(\$33,583,654.50)	\$1,171,805.62
065175	RSA Health	(\$524,111.38)	\$959,118.06	(\$522,872.48)	(\$87,865.80)
065176	RSA Flexible Spending Account	(\$1,747,368.00)	\$3,490,218.00	(\$1,742,850.00)	\$0.00
065180	Sheriff Relief Association	(\$365,714.15)	\$731,872.62	(\$366,158.47)	\$0.00

Fund Summary Report

Run Date: 12-May-2025 11:39:17 AM
 From : 01-Apr-2025
 To : 30-Apr-2025
 As at : 12-May-2025

User: Susan

Balance Calculation Based On: Value Date

Account Number	Account Name	Balance Forward	Total Receipts	Total Payments	Total
065185	State Unemployment Insurance	(\$22.39)	\$1,126,901.36	(\$1,698,159.74)	(\$571,280.77)
065190	State Withholding Tax County	(\$2,808.86)	\$7,210,223.35	(\$11,006,403.71)	(\$3,798,989.22)
065195	United Fund County	(\$14,143.42)	\$28,093.38	(\$27,904.92)	(\$13,954.96)
065210	Vision-Medical Eye Services	\$105,380.39	\$183,536.43	(\$193,961.30)	\$94,955.52
065220	UPEC Dues	(\$163,016.64)	\$325,233.48	(\$162,704.51)	(\$487.67)
065225	Law Enforcement Mgt Unit Dues	(\$14,290.56)	\$28,462.60	(\$14,201.67)	(\$29.63)
065236	LIUNA Health and Safety Fund	\$115.18	\$11,685.03	(\$11,686.18)	\$114.03
065237	SEIU Training Fund	\$433.56	\$13,500.53	(\$13,500.53)	\$433.56
065240	SEIU Pension	\$294,573.05	\$0.00	\$0.00	\$294,573.05
065241	Repayment Agreements	\$137,042.22	\$3,013.58	(\$500.00)	\$139,555.80
065245	Refunds On Negative Extensions	\$197,869.29	\$601,874.96	(\$604,094.82)	\$195,649.43
065255	State Withholding Tax-Other	(\$123.04)	\$5,811.19	(\$5,811.19)	(\$123.04)
065260	Stop Notice Public Works Proj	\$5,693.32	\$0.00	\$0.00	\$5,693.32
065265	Abstract Of Judgment	(\$84,357.97)	\$326,763.09	(\$290,420.11)	(\$48,014.99)
065267	Long Term Care	(\$928.18)	\$1,856.36	(\$1,658.36)	(\$730.18)
065268	Post Employment Health Savings	(\$5,733.10)	\$1,582,309.22	(\$1,680,197.62)	(\$103,621.50)
065270	Property Tax Relief	\$0.00	\$7,900,690.35	\$0.00	\$7,900,690.35
065275	Sales Tax Trust	\$206,802.52	\$44,093.98	(\$17,389.75)	\$233,506.75
065280	Prop Taxes Current Sec Suppl	\$9,738,903.43	\$30,283,508.38	(\$2,321,614.45)	\$37,700,797.36
065285	Property Taxes Current Unsec	\$8,945,106.55	\$1,712,168.32	(\$682,418.42)	\$9,974,856.45
065295	Property Taxes Prior Unsec	\$6,681,084.76	\$511,465.49	(\$1,100,027.08)	\$6,092,523.17
065300	Prop Taxes Prior Yr Sec Suppl	\$1,239,082.89	\$2,309,899.73	(\$136,584.60)	\$3,412,398.02
065305	Race Horse Tax Trust	\$3,950.00	\$564.00	(\$40.00)	\$4,474.00
065310	Property Taxes Redemptions	\$10,531,905.26	\$8,539,580.86	(\$428,711.52)	\$18,642,774.60
065311	Property Taxes Refunds	\$21,548,857.72	\$6,626,724.45	(\$6,477,679.74)	\$21,697,902.43
065314	Winchester Hills Sports Park	\$13,012,186.74	\$146,865.98	(\$500.00)	\$13,158,552.72
065325	CSA 152 Banning Stormwater	\$48,835.84	\$46.02	\$0.00	\$48,881.86
065330	CSA 152 Cat City Stormwater	\$356.90	\$0.34	(\$357.24)	\$0.00

Fund Summary Report

Run Date: 12-May-2025 11:39:17 AM
 From : 01-Apr-2025
 To : 30-Apr-2025
 As at : 12-May-2025

User: Susan

Balance Calculation Based On: Value Date

Account Number	Account Name	Balance Forward	Total Receipts	Total Payments	Total
065335	CSA 152 La Quinta Stormwater	\$7,993.51	\$247.81	\$0.00	\$8,241.32
065340	CSA 152 Mo Valley Stormwater	\$347,148.20	\$214.92	\$0.00	\$347,363.12
065345	CSA 152 Murrieta Stormwater	\$126,897.16	\$158.75	\$0.00	\$127,055.91
065350	CSA 152 Norco Stormwater	\$38.54	\$13.52	\$0.00	\$52.06
065355	CSA 152 Plm Springs Stormwater	\$1,213,723.08	\$1,144.81	\$0.00	\$1,214,867.89
065360	CSA 152 Ran Mirage Stormwater	\$64,316.19	\$38.69	\$0.00	\$64,354.88
065365	CSA 152 Lk Elsinore Stormwater	\$1,267,372.13	\$1,121.79	\$0.00	\$1,268,493.92
065370	CSA 152 San Jacinto Stormwater	\$125,026.59	\$82.65	\$0.00	\$125,109.24
065375	CSA 152 Corona Stormwater	\$427,898.78	\$267.37	\$0.00	\$428,166.15
065400	State Unadjudicated Asset Forf	\$1,663,422.65	\$92,418.37	\$0.00	\$1,755,841.02
065430	CFD Tax Clearing	\$14,838,685.05	\$13,979.37	\$0.00	\$14,852,664.42
065450	Coachella Valley Air Qual Prog	\$898,740.14	\$0.00	\$0.00	\$898,740.14
065457	RCA-UAL OPEB RBP	\$1,179,247.33	\$1,112.72	\$0.00	\$1,180,360.05
065460	Fire ESD EMA	\$436,872.42	\$0.00	\$0.00	\$436,872.42
065470	Burial Permit Fees	\$21,670.96	\$63,115.50	(\$92,766.40)	(\$7,979.94)
065475	Missing Person DNA Data Base	\$195,203.96	\$14,364.00	(\$14,489.40)	\$195,078.56
065480	State Mobilehome Parks	\$95,062.03	\$3,870.00	(\$43,007.00)	\$55,925.03
065490	Interim Assistance Prog SST	\$27,357.49	\$0.00	\$0.00	\$27,357.49
065495	Planning Comm Coll Flood Fees	\$51,196.78	\$0.00	\$0.00	\$51,196.78
065500	Prob Asset Forfeit Unadjud	\$0.87	\$0.00	\$0.00	\$0.87
065505	Coachella Narcotics Task Force	\$158,573.08	\$125.55	(\$17,716.00)	\$140,982.63
065510	Sheriff Asset Forfeiture	\$3,675,488.84	\$81,852.96	(\$100,846.11)	\$3,656,495.69
065520	Course Fee	\$3,207.91	\$0.00	\$0.00	\$3,207.91
065565	State Controller Clearing	\$545,711.45	\$170,498.62	(\$374,987.58)	\$341,222.49
065570	Superior Court Clearing	\$1,565.12	\$0.00	\$0.00	\$1,565.12
065590	Cancelled AG Preserves	\$3,434,474.50	\$0.00	\$0.00	\$3,434,474.50
065595	Excess Proceeds	\$9,697,885.80	\$34,278.39	(\$940,087.19)	\$8,792,077.00
065610	Tax Coll General Refunds	\$1,703,444.52	\$3,132,067.99	(\$1,327,978.77)	\$3,507,533.74

Fund Summary Report

Run Date: 12-May-2025 11:39:17 AM
 From : 01-Apr-2025
 To : 30-Apr-2025
 As at : 12-May-2025

User: Susan

Balance Calculation Based On: Value Date

Account Number	Account Name	Balance Forward	Total Receipts	Total Payments	Total
065635	Tax Coll Tract Map Bond Trust	\$7,018,815.49	\$76,400.00	(\$1,144,903.17)	\$5,950,312.32
065650	Treasurer Unapport Interest	\$4,757,849.64	\$38,475,493.90	(\$15,000,000.00)	\$28,233,343.54
065655	Unclaimed Prop Escheated Est	\$2,421,504.71	\$46,353.48	\$0.00	\$2,467,858.19
065660	Unclaimed Property General	\$726,510.75	\$12,139.28	\$0.00	\$738,650.03
065695	So Main Divide Rd Ad No 164	\$27,688.57	\$26.09	\$0.00	\$27,714.66
065730	DPSS Recovery Reimbursements	\$2,595,285.85	\$76,814.42	(\$464,382.68)	\$2,207,717.59
065735	Earthquake Safety Program	\$105,176.40	\$5,636.89	(\$0.50)	\$110,812.79
065740	State Req Of Vital Statistics	\$37,466.70	\$87,306.00	(\$99,504.40)	\$25,268.30
065745	CVNT Adjudicated Trust Fund	\$470,122.24	\$448.88	(\$13,643.76)	\$456,927.36
065795	County Counsel	\$566,549.98	\$5,398.85	(\$1,856.08)	\$570,092.75
065800	Undistributed Bond Proceeds	\$92,436.03	\$0.00	\$0.00	\$92,436.03
065805	CSA 152 DHS Stormwater	\$95,335.34	\$67.41	\$0.00	\$95,402.75
065810	CUPA Fund	\$484,117.50	\$240,369.91	(\$140,087.00)	\$584,400.41
065815	Contract Cities Asset Forf Adj	\$1,845,971.94	\$29,024.64	(\$93,496.86)	\$1,781,499.72
065820	La Quinta Fire	\$17,366,022.26	\$935,788.85	\$0.00	\$18,301,811.11
065835	Fish-Games Fee Trust	\$6.39	\$0.01	\$0.00	\$6.40
065850	Veh Lic Fee Pt Comp Fund	\$6,774,918.60	\$48,943,734.05	\$0.00	\$55,718,652.65
065860	DNA Identification Fund-State	(\$128,933.94)	\$0.00	(\$61.19)	(\$128,995.13)
065875	Documentary Transfer Tax	\$553,231.58	\$2,020,858.34	(\$771,822.16)	\$1,802,267.76
065900	Court Collections Clearing	\$2,320,335.82	\$2,257,040.48	(\$1,123,552.23)	\$3,453,824.07
065916	SheriffS Unclaimed Funds	\$1,462,737.69	\$14,940.47	\$0.00	\$1,477,678.16
065917	Cannabis Enf .HS11485 Adjudicated	\$92,789.92	\$87.42	\$0.00	\$92,877.34
065930	Gang Task Force-Unadjudicated	\$5,176.17	\$1.77	\$0.00	\$5,177.94
065935	Gang Task Force- Adjudicated	\$110,918.64	\$104.50	\$0.00	\$111,023.14
065940	Green Building Fee Fund	\$40,926.88	\$3,712.92	(\$1.00)	\$44,638.80
065941	Disability Access SB 1186	\$21,867.20	\$4,272.00	(\$8.00)	\$26,131.20
065942	SKR Mitigation Fee	\$44,600.00	\$95,035.00	\$0.00	\$139,635.00
065945	Tourism B.I.D.	\$93.00	\$0.09	\$0.00	\$93.09

Fund Summary Report

Run Date: 12-May-2025 11:39:17 AM
 From : 01-Apr-2025
 To : 30-Apr-2025
 As at : 12-May-2025

User: Susan

Balance Calculation Based On: Value Date

Account Number	Account Name	Balance Forward	Total Receipts	Total Payments	Total
065947	Temecula Wine Country TMD	\$11,526.88	\$41,965.51	\$0.00	\$53,492.39
065950	Trans Repayment Fund	\$6,265,691.95	\$0.00	\$0.00	\$6,265,691.95
065955	Prop 172-Public Safety	\$0.00	\$20,945,848.93	\$0.00	\$20,945,848.93
065956	Court Placement SSI-SSA Trust	\$39.92	\$0.04	\$0.00	\$39.96
065960	Central Narcotics TF-Federal	\$139,607.20	\$131.52	\$0.00	\$139,738.72
065961	Central Narcotics TF-Adj	\$141,065.68	\$132.90	\$0.00	\$141,198.58
065963	SA LMIHF DDR Fund	\$375,866.08	\$357.91	\$0.00	\$376,223.99
066000	RPTTF RDV Banning	\$609,661.03	\$851.07	\$0.00	\$610,512.10
066005	RPTTF RDV Beaumont	\$1,605.81	\$6.52	(\$1,605.81)	\$6.52
066010	RPTTF RDV Blythe	\$132,910.53	\$277.33	\$0.00	\$133,187.86
066015	RPTTF RDV Calimesa	\$177,031.08	\$345.67	\$0.00	\$177,376.75
066020	RPTTF RDV Cathedral City	\$1,854,223.36	\$3,529.96	\$0.00	\$1,857,753.32
066025	RPTTF RDV Coachella	\$338,384.06	\$809.22	\$0.00	\$339,193.28
066030	RPTTF RDV Corona	\$1,068,419.27	\$2,609.69	\$0.00	\$1,071,028.96
066035	RPTTF RDV Desert Hot Springs	\$635,009.63	\$915.70	\$0.00	\$635,925.33
066040	RPTTF RDV Hemet	\$908,875.43	\$1,387.28	\$0.00	\$910,262.71
066045	RPTTF RDV Indian Wells	\$1,868,382.32	\$3,191.34	\$0.00	\$1,871,573.66
066050	RPTTF RDV Indio	\$632,384.92	\$1,193.00	\$0.00	\$633,577.92
066055	RPTTF RDV La Quinta	\$2,864,564.38	\$5,978.07	\$0.00	\$2,870,542.45
066060	RPTTF RDV Lake Elsinore	\$1,050,672.48	\$2,241.09	\$0.00	\$1,052,913.57
066065	RPTTF RDV March Joint Powers	\$2,165,200.71	\$3,442.11	\$0.00	\$2,168,642.82
066070	RPTTF RDV Moreno Valley	\$1,138,378.77	\$2,359.83	\$0.00	\$1,140,738.60
066075	RPTTF RDV Murrieta	\$588,268.20	\$958.37	\$0.00	\$589,226.57
066080	RPTTF RDV Norco	\$999,836.06	\$1,850.96	\$0.00	\$1,001,687.02
066085	RPTTF RDV Palm Desert	\$4,579,523.90	\$7,966.74	\$0.00	\$4,587,490.64
066090	RPTTF RDV Palm Springs	\$1,466,670.33	\$2,318.92	\$0.00	\$1,468,989.25
066095	RPTTF RDV Perris	\$1,831,692.78	\$2,648.88	\$0.00	\$1,834,341.66
066100	RPTTF RDV Rancho Mirage	\$2,444,777.85	\$4,312.21	\$0.00	\$2,449,090.06

Fund Summary Report

Run Date: 12-May-2025 11:39:17 AM
 From : 01-Apr-2025
 To : 30-Apr-2025
 As at : 12-May-2025

User: Susan

Balance Calculation Based On: Value Date

Account Number	Account Name	Balance Forward	Total Receipts	Total Payments	Total
066105	RPTTF RDV Riverside County EDA	\$11,316,338.42	\$18,231.29	\$0.00	\$11,334,569.71
066110	RPTTF RDV Riverside	\$5,152,319.03	\$8,903.69	\$0.00	\$5,161,222.72
066115	RPTTF RDV San Jacinto	\$268,020.83	\$530.29	(\$0.03)	\$268,551.09
066120	RPTTF RDV Temecula	\$486,217.04	\$1,285.85	\$0.00	\$487,502.89
066210	RDV Asset Proc Palm Desert	\$175,281.90	\$2,046.45	\$0.00	\$177,328.35
066230	RDV Asset Proceeds Riverside	\$5.26	\$0.00	\$0.00	\$5.26
066245	RDV Asset Proc County EDA	\$347,556.15	\$239.62	\$0.00	\$347,795.77
066260	Temecula Wine Country EIFD	\$182,411.93	\$169.70	\$0.00	\$182,581.63
066265	Highway 74 EIFD	(\$4,822.90)	\$0.00	(\$4.22)	(\$4,827.12)
066270	Eastern Coachella Valley EIFD	\$45,842.32	\$6.79	\$0.00	\$45,849.11
069000	County A	\$412,914.33	\$611.96	(\$33.60)	\$413,492.69
069001	County B Warrant Clearing	\$49,291,191.74	\$255,440,952.45	(\$260,950,242.51)	\$43,781,901.68
069002	County C Warrants	\$6,220,001.30	\$59,726,716.44	(\$48,293,925.38)	\$17,652,792.36
069004	Electronic Fund Transfer	\$12,614,052.67	\$168,568,383.69	(\$165,925,796.08)	\$15,256,640.28
069005	G Warrant Clearing Fund	\$341,703.10	\$1,111,750.24	(\$1,090,944.16)	\$362,509.18
069006	Cat 5-Property Tax EFT	\$47,605.15	\$62,840,003.69	(\$62,827,971.22)	\$59,637.62
069007	Cat 11 Stale-Date Warr	\$812,956.76	\$2,987.82	(\$3,163.00)	\$812,781.58
069008	Stale Dated Warrants 069008	\$12,913,002.69	\$629,922.01	(\$464,573.43)	\$13,078,351.27
069009	Payroll A Warrant Clearing	(\$14,476,189.16)	\$118,006,108.75	(\$117,755,136.72)	(\$14,225,217.13)
069010	Cat 2 Stale-Dated A Warrants	\$394,628.86	\$42,224.00	(\$1,034.47)	\$435,818.39
069011	Property Tax Stale Dated Warra	\$13,539,116.61	\$241,987.26	(\$39,160.01)	\$13,741,943.86
069012	E-Payables Clearing Fund	\$1,377,669.26	\$7,567,893.62	(\$7,048,973.18)	\$1,896,589.70
069013	E Payables IM Clearing Fund	\$758,701.23	\$2,819,077.20	(\$2,344,180.92)	\$1,233,597.51
069021	Western TUMF	\$2,311,764.20	\$1,120,711.34	(\$3,216,490.67)	\$215,984.87
22410	Corona Norco Unified	\$359,207,203.22	\$49,968,789.75	(\$81,481,481.37)	\$327,694,511.60
22411	Modernization 50-50 Fund	\$817,836.46	\$155,513.44	(\$283,660.55)	\$689,689.35
22421	Gen Oblig Bond Proceeds	\$15,012,302.26	\$47,201.32	(\$2,783,424.96)	\$12,276,078.62
22425	Gen Obligbond Proceeds Bld Fnd	\$2,265,283.26	\$426,031.86	(\$266,926.98)	\$2,424,388.14

Fund Summary Report

Run Date: 12-May-2025 11:39:17 AM

User: Susan

From : 01-Apr-2025

To : 30-Apr-2025

As at : 12-May-2025

Balance Calculation Based On: Value Date

Account Number	Account Name	Balance Forward	Total Receipts	Total Payments	Total
22435	State School Facilities Sb50	\$493.93	\$34.42	\$0.00	\$528.35
22440	Special Reserve Fund Spe	\$119,207,794.20	\$671,512.17	(\$1,801,588.71)	\$118,077,717.66
22467	Insurance Reserve Fund	\$37,096,275.67	\$113,899.41	(\$360,058.65)	\$36,850,116.43
22468	OPEB 22468	\$5,769,325.73	\$5,474.75	\$0.00	\$5,774,800.48
22522	CFD 04-1	\$353,544.80	\$334.80	\$0.00	\$353,879.60
22523	CFD 04-2	\$100,847.38	\$0.00	\$0.00	\$100,847.38
22529	CFD 05-1	\$950,310.01	\$0.00	\$0.00	\$950,310.01
22540	JCSD 27 Jurupa	(\$51.12)	\$0.00	(\$0.01)	(\$51.13)
22541	CFD 06-2	\$60.77	\$0.06	\$0.00	\$60.83
22546	CFD 17-1	\$91,840.24	\$85.87	\$0.00	\$91,926.11
22547	CFD 07-2	\$224.95	\$0.21	\$0.00	\$225.16
22550	JCSD 37	\$0.02	\$0.00	\$0.00	\$0.02
22551	JCSD 43	\$0.02	\$0.00	\$0.00	\$0.02
22552	JCSD 47	\$0.02	\$0.00	\$0.00	\$0.02
22553	JCSD 36	\$0.02	\$0.00	\$0.00	\$0.02
22554	CFD 15-1	\$0.36	\$0.00	\$0.00	\$0.36
22556	CFD 16-1	\$602,557.29	\$837.87	\$0.00	\$603,395.16
22557	CFD 16-2	\$301,050.63	\$270.45	\$0.00	\$301,321.08
22558	JCFA 2017 2	\$177,399.77	\$168.34	\$0.00	\$177,568.11
22559	JCSD 52 Jurupa	\$2.81	\$0.00	\$0.00	\$2.81
22560	JCSD 55	\$0.22	\$0.00	\$0.00	\$0.22
22561	Corona Norco USD CFD 19 1	\$49,310.47	\$49.86	\$0.00	\$49,360.33
22562	JCSD 54 Jurupa	\$7.76	\$0.01	\$0.00	\$7.77
22563	CFD 21-1	\$1,706,613.59	\$1,271.88	\$0.00	\$1,707,885.47
22564	CFD 25 1	\$40,000.00	\$0.43	\$0.00	\$40,000.43
22581	CFD 94-1 Admin Fund	\$199,026.45	\$145.71	\$0.00	\$199,172.16
22582	CFD 95-1 Admin Fund	\$288,164.50	\$302.40	\$0.00	\$288,466.90
22583	CFD 96-1 Admin Fund	\$505,485.71	\$479.71	\$0.00	\$505,965.42

Fund Summary Report

Run Date: 12-May-2025 11:39:17 AM

User: Susan

From : 01-Apr-2025

To : 30-Apr-2025

As at : 12-May-2025

Balance Calculation Based On: Value Date

Account Number	Account Name	Balance Forward	Total Receipts	Total Payments	Total
22584	CFD 3	\$235,308.21	\$223.29	\$0.00	\$235,531.50
22585	CFD 98-1 Const Fund	\$1,733,779.21	\$1,058.34	\$0.00	\$1,734,837.55
22586	CFD 98-2 Admin Fund	\$226,112.17	\$221.78	\$0.00	\$226,333.95
22587	CFD 99-2	\$142.52	\$0.14	\$0.00	\$142.66
22710	Intermediate ASB	\$799,403.84	\$758.61	\$0.00	\$800,162.45
22720	Centennial HS ASB	\$379,723.63	\$360.34	\$0.00	\$380,083.97
22730	Corona HS ASB	\$277,393.36	\$263.23	\$0.00	\$277,656.59
22750	Norco HS ASB	\$895,325.92	\$50,863.20	\$0.00	\$946,189.12
22755	Roosevelt HS ASB	\$1,257,092.14	\$1,159.03	\$0.00	\$1,258,251.17
22760	Santiago HS ASB	\$1,098,034.87	\$1,041.97	\$0.00	\$1,099,076.84
30110	Desert Community College	\$63,105,556.22	\$8,946,743.37	(\$11,259,528.04)	\$60,792,771.55
30121	Desert CC-Bond And Int Fund	\$82,968,442.65	\$4,583,068.39	\$0.00	\$87,551,511.04
30133	Desert Comm 30133	\$463,708.39	\$120,578.24	(\$241,222.64)	\$343,063.99
30141	Desert Comm 30141	\$57,952,665.27	\$77,164.76	(\$13,826,586.91)	\$44,203,243.12
30143	Desert Community College GO BF	\$244,188,740.58	\$318,602.18	(\$5,549,853.85)	\$238,957,488.91
30161	Desert Comm 30161	\$355,182.47	\$396.43	(\$18,298.55)	\$337,280.35
30169	Desert Comm College Spec Res	\$20,524,146.00	\$112,201.05	(\$59,620.37)	\$20,576,726.68
30172	Desert Comm 30172	\$132,622.08	\$9,459.61	(\$2,574.09)	\$139,507.60
30173	Desert Comm 30173	\$87,082.05	\$30,089.22	(\$3,914.09)	\$113,257.18
30179	Desert Community College-Ope	\$410.35	\$0.40	\$0.00	\$410.75
30189	Desert CC-Agency Fund	\$54,691.75	\$9,945.62	(\$32,633.19)	\$32,004.18
30310	Mt San Jacinto General Fund	\$106,418,036.74	\$10,926,383.19	(\$19,268,081.24)	\$98,076,338.69
30321	Mt San Jacinto CC-GO Bo	\$32,129,881.05	\$395,430.43	\$0.00	\$32,525,311.48
30332	Mt San Jacinto CC- Cafeteria	\$2,981,918.88	\$61,666.56	(\$163,208.16)	\$2,880,377.28
30333	Mt San Jacinto Child Dev Fund	\$940,629.41	\$127,610.54	(\$73,199.29)	\$995,040.66
30341	Mt San Jacinto Cap Outlay	\$43,103,557.13	\$41,694.95	(\$3,732,490.99)	\$39,412,761.09
30343	Mt San Jacinto CC	\$20,266,280.27	\$3,481,807.78	(\$23,461.58)	\$23,724,626.47
30344	Mt San Jacinto College Copf	\$0.16	\$0.00	\$0.00	\$0.16

Fund Summary Report

Run Date: 12-May-2025 11:39:17 AM

User: Susan

From : 01-Apr-2025

To : 30-Apr-2025

As at : 12-May-2025

Balance Calculation Based On: Value Date

Account Number	Account Name	Balance Forward	Total Receipts	Total Payments	Total
30361	Mt San Jacinto Ins Fund	\$6,276,379.53	\$6,399.99	(\$90,095.84)	\$6,192,683.68
30389	Mt San Jacinto CC-Agency Fund	\$10,053.87	\$0.00	\$0.00	\$10,053.87
30510	Palo Verde General Fund 30510	\$20,813,480.21	\$2,924,427.88	(\$4,456,232.92)	\$19,281,675.17
30521	Palo Verde Comm Coll B And I	\$1,383,262.78	\$140,742.09	\$0.00	\$1,524,004.87
30533	Palov Verde CC Child Dev	\$296,953.62	\$83,565.49	(\$73,102.73)	\$307,416.38
30541	Palo Verde Cap Outlay	\$2,271,084.80	\$1,504,843.55	(\$154,946.78)	\$3,620,981.57
30543	Palo Verde Community College	\$0.08	\$0.00	\$0.00	\$0.08
30551	Palo Verde Comm College-Bookst	\$245,080.63	\$11,301.06	(\$2,443.29)	\$253,938.40
30561	Palo Verde CC Self Ins	\$440,382.99	\$371.42	(\$19,622.20)	\$421,132.21
30574	Palo Verde CC Student	\$3,874.36	\$3.06	\$0.00	\$3,877.42
30589	Palo Verde CC - Agency Fund	\$14,032.34	\$1,574.16	\$0.00	\$15,606.50
30710	RCC General	\$165,936,914.03	\$27,247,458.43	(\$35,347,761.83)	\$157,836,610.63
30721	RCC Bond Redemption	\$44,252,040.84	\$1,942,957.89	\$0.00	\$46,194,998.73
30732	RCC Cafeteria Fund	\$2,844,312.00	\$147,532.51	(\$324,718.42)	\$2,667,126.09
30733	RCC Child Dev	\$1,054,894.82	\$146,568.74	(\$202,995.52)	\$998,468.04
30741	RCC Capital	\$30,812,005.47	\$1,026,602.29	(\$79,424.94)	\$31,759,182.82
30743	Riv CC-General Obligation Bo	\$186,184,372.96	\$85,805.93	(\$57,527.25)	\$186,212,651.64
30761	RCC Self Ins	\$28,897,568.88	\$2,710,797.76	(\$1,590,599.72)	\$30,017,766.92
30769	RCC-Internal Svcs Fund OPEB	\$39,628.91	\$38,394.18	(\$39,673.32)	\$38,349.77
31001	Alvord General Fund	\$117,522,692.02	\$20,853,852.72	(\$28,217,372.20)	\$110,159,172.54
31011	Alvord Adult Ed Fund	\$358,521.53	\$62,042.02	(\$38,530.24)	\$382,033.31
31012	Alvord Child Development Fund	\$502,988.12	\$14,837.05	(\$89,863.12)	\$427,962.05
31013	Alvord USD-Cafeteria Fund	\$10,016,828.47	\$1,401,855.85	(\$1,181,594.96)	\$10,237,089.36
31014	Alvord Defferred Maint Fund	\$14,290,995.74	\$7,400.62	(\$396,840.34)	\$13,901,556.02
31021	Alvord Building Fund	\$38,441,825.79	\$38,002.37	(\$718,457.14)	\$37,761,371.02
31025	Alvord Capital Facilities Fund	\$1,627,974.62	\$87,477.18	(\$462,176.11)	\$1,253,275.69
31040	Alvord Special Res Cap Fund	\$12,915,942.76	\$702,715.95	(\$193,960.63)	\$13,424,698.08
31051	Alvord Bond Int And Redem Fund	\$15,105,750.79	\$2,294,211.87	\$0.00	\$17,399,962.66

Fund Summary Report

Run Date: 12-May-2025 11:39:17 AM

User: Susan

From : 01-Apr-2025

To : 30-Apr-2025

As at : 12-May-2025

Balance Calculation Based On: Value Date

Account Number	Account Name	Balance Forward	Total Receipts	Total Payments	Total
31067	Alvord Self Insurance Fund	\$2,413,247.48	\$3,361.88	(\$18,778.09)	\$2,397,831.27
31070	Alvord Self-INS FD - Health & Welfare	\$445,865.12	\$435.97	\$0.00	\$446,301.09
31073	Alvord USD Foundation Fund	\$159,249.06	\$140.44	(\$5,000.00)	\$154,389.50
31301	Banning General Fund	\$43,953,064.67	\$5,900,240.93	(\$14,781,353.48)	\$35,071,952.12
31311	Banning Adult Education Fund	\$38,763.17	\$71,199.00	(\$17,698.79)	\$92,263.38
31312	Banning USD-Child Development	\$808,966.94	\$69,605.00	(\$68,464.97)	\$810,106.97
31313	Banning Cafeteria Fund	\$1,038,707.66	\$6,652.19	(\$452,352.59)	\$593,007.26
31314	Banning Deferred Maint	\$231,959.87	\$1,000,250.94	\$0.00	\$1,232,210.81
31317	Banning Special Reserve	\$4.52	\$0.00	\$0.00	\$4.52
31320	Banning USD-Special Reserve	\$472,786.35	\$462.01	\$0.00	\$473,248.36
31321	Banning USD Bond Bldg Fund	\$352,088.26	\$1,935.53	\$0.00	\$354,023.79
31325	Banning Capital Facilities	\$653,642.98	\$17,843.11	\$0.00	\$671,486.09
31335	Banning Spec Res	\$3,086,610.30	\$5,321,961.65	(\$9,000.00)	\$8,399,571.95
31340	Banning Spec Res Cap	\$815,165.15	\$1,302,924.84	(\$60,628.95)	\$2,057,461.04
31351	Banning USD Int And Red Fund	\$7,790,077.83	\$602,276.29	\$0.00	\$8,392,354.12
31373	Banning USD-Foundation Private	\$2,773.27	\$2.71	\$0.00	\$2,775.98
31801	Beaumont General Fund	\$62,336,937.79	\$16,998,888.87	(\$18,290,901.93)	\$61,044,924.73
31811	Beaumont Adult Education	\$597,878.31	\$254,675.26	(\$236,776.79)	\$615,776.78
31812	Beaumont USD Cafeteria Fund	\$515,942.47	\$2,170.68	(\$245.90)	\$517,867.25
31813	Beaumont Cafeteria Fund	\$9,640,278.91	\$1,692,357.83	(\$876,280.30)	\$10,456,356.44
31814	Beaumont Def Maint Fund	\$666,166.76	\$653.84	(\$3,165.33)	\$663,655.27
31815	Beaumont Pupil Transportaion	\$5,054.87	\$60.88	\$0.00	\$5,115.75
31817	Beaumont Special Reserve Non C	\$0.21	\$0.00	\$0.00	\$0.21
31821	Beaumont Bond Building	\$9,093,752.86	\$9,725.69	(\$683,679.17)	\$8,419,799.38
31825	Beaumont Capital Facilities	\$12,095,481.53	\$213,660.46	(\$81,419.54)	\$12,227,722.45
31835	Beaumont Cty School Facilities	\$48,214.13	\$17,911.67	\$0.00	\$66,125.80
31840	Beaumont Special Reserve Cap	\$45,668,337.21	\$69,941.70	(\$61,239.18)	\$45,677,039.73
31849	Beaumont Capital Proj Fund	\$906,368.84	\$3,537.85	\$0.00	\$909,906.69

Fund Summary Report

Run Date: 12-May-2025 11:39:17 AM

User: Susan

From : 01-Apr-2025

To : 30-Apr-2025

As at : 12-May-2025

Balance Calculation Based On: Value Date

Account Number	Account Name	Balance Forward	Total Receipts	Total Payments	Total
31851	Beaumont Bond Interest & Redem	\$14,170,969.46	\$862,274.96	\$0.00	\$15,033,244.42
32101	Coachella Valley General Fund	\$164,138,572.59	\$20,959,839.65	(\$31,782,127.95)	\$153,316,284.29
32111	Coachella Valley Adult Ed Fund	\$907,624.50	\$262,277.63	(\$301,154.95)	\$868,747.18
32112	Coachella Valley Chld Dev Fund	\$1,112,354.01	\$533,593.99	(\$519,779.63)	\$1,126,168.37
32113	Coachella Valley USD-Cafeteria	\$1,673,438.55	\$1,995,970.11	(\$2,170,320.68)	\$1,499,087.98
32114	Coachella Valley Deferred Main	\$419,160.92	\$427.12	(\$59,184.19)	\$360,403.85
32121	Coachella Valley Bond Building	\$6,424,587.29	\$6,426.39	(\$61,390.84)	\$6,369,622.84
32125	Coachella Valley Capital Fac	\$22,023,336.52	\$232,925.59	(\$3,643,268.23)	\$18,612,993.88
32135	Coachella Valley County School	\$757,559.61	\$727.66	\$0.00	\$758,287.27
32140	Coachella Valley Spec Res Cap	\$21,442,827.15	\$19,826.90	(\$60,270.98)	\$21,402,383.07
32151	Coachella Valley Bond & Int	\$25,275,202.30	\$1,850,505.66	\$0.00	\$27,125,707.96
32167	Coachella Valley Self Insured	\$7,680,385.43	\$218,584.08	(\$298,777.79)	\$7,600,191.72
32176	Coachella USD-Agency Fund	\$41,656.19	\$7,615.62	(\$24,919.27)	\$24,352.54
32451	Corona-Norco Bond And Int	\$66,893,695.02	\$4,596,452.69	\$0.00	\$71,490,147.71
32701	Desert Center General Fund	\$1,832,922.42	\$226,216.74	(\$217,453.20)	\$1,841,685.96
33001	Desert Sands Genreal Fund	\$380,749,073.35	\$29,483,096.62	(\$42,585,218.40)	\$367,646,951.57
33009	Desert Sands Charter Spec Rev	\$29,224,353.95	\$1,660,423.21	(\$2,175,063.65)	\$28,709,713.51
33011	Desert Sands Adult Ed Fund	\$256,049.94	\$36,260.44	(\$52,945.44)	\$239,364.94
33012	Desert Sands Child Dev Fund	\$987,661.55	\$376,644.12	(\$170,139.20)	\$1,194,166.47
33013	Desertsands Cafeteria Fund	\$10,577,819.60	\$3,509,209.44	(\$2,154,858.97)	\$11,932,170.07
33017	Desert Sands-USD Spec Res	\$1,774,411.06	\$1,735.02	\$0.00	\$1,776,146.08
33021	Desert Sands Bond Bldg Fund	\$169,599,475.12	\$55,254.48	(\$189,588.59)	\$169,465,141.01
33025	Desert Sands Cap Facilities	\$16,548,257.43	\$281,524.25	(\$1,294,947.82)	\$15,534,833.86
33035	Desert Sands Co School Fac Fnd	\$889.32	\$0.11	\$0.00	\$889.43
33040	Desert Sands Special Res Cap	\$72,824,750.46	\$66,089.29	(\$477,698.67)	\$72,413,141.08
33049	Desert Sands USD-Capital Proj	\$3,037,234.54	\$2,794.25	(\$854.50)	\$3,039,174.29
33051	Desert Sands USD Bond Int	\$68,887,578.75	\$4,112,929.38	\$0.00	\$73,000,508.13
33067	Desert Sands Self Ins Fund	\$59,326,769.50	\$1,391,462.30	(\$666,063.14)	\$60,052,168.66

Fund Summary Report

Run Date: 12-May-2025 11:39:17 AM
 From : 01-Apr-2025
 To : 30-Apr-2025
 As at : 12-May-2025

User: Susan

Balance Calculation Based On: Value Date

Account Number	Account Name	Balance Forward	Total Receipts	Total Payments	Total
33401	Lake Elsinore General Fund	\$217,852,591.02	\$27,572,345.56	(\$30,461,591.08)	\$214,963,345.50
33411	Lake Elsinore Adult Ed	\$859,421.60	\$84,053.00	(\$211,331.59)	\$732,143.01
33412	Lake Elsinore Child Dev Fund	\$2,872,556.84	\$877,384.10	(\$575,593.09)	\$3,174,347.85
33413	Lake Elsinore USD Caf Sp	\$176,037.46	\$137.76	\$0.00	\$176,175.22
33414	Lake Elsinore Deferred Maint	\$2,209,721.96	\$1,001,258.15	(\$601,982.02)	\$2,608,998.09
33421	Lake Elsinore USD Building Fun	\$13,040,560.13	\$13,973.61	(\$436,603.66)	\$12,617,930.08
33425	Lake Elsinore Cap Facilities	\$10,951,168.55	\$648,752.40	(\$257,036.61)	\$11,342,884.34
33435	Lake Elsinore County Sch Fac	\$886,975.58	\$867.25	\$0.00	\$887,842.83
33440	Lake Elsinore Special Reserve	\$17,295,394.09	\$17,017.24	(\$103,341.45)	\$17,209,069.88
33451	Lake Elsin USD Bnd Int Red Fun	\$5,536,634.73	\$352,988.10	\$0.00	\$5,889,622.83
33467	Lake Elsinore USD-Self Ins	\$26,001,120.42	\$116,339.05	(\$222,410.16)	\$25,895,049.31
33762	Julia Lee Chtr Schl Enterp	\$2,021,723.75	\$414,866.51	(\$593,850.87)	\$1,842,739.39
33776	Julia Lee Wrnt Pass Thru	\$61,513.76	\$58,511.36	(\$61,513.76)	\$58,511.36
33862	Garvey Allen Chtr Enter Fund	\$277,368.17	\$232,958.28	(\$312,573.84)	\$197,752.61
33876	Garvey Allen Wrnt Pass Thru Fund	\$61,632.40	\$34,338.43	(\$95,970.83)	\$0.00
33901	Hemet General Fund	\$198,278,540.44	\$38,030,219.39	(\$40,594,639.90)	\$195,714,119.93
33909	Hemet USD-Charter Sch Fund	\$3,728,136.57	\$898,373.22	(\$842,905.46)	\$3,783,604.33
33911	Hemet Adult Ed Fund	\$345,905.80	\$67,065.67	(\$98,735.25)	\$314,236.22
33912	Hemet Child Dev Fund	\$3,872,655.66	\$3,965.75	(\$246,455.89)	\$3,630,165.52
33913	Hemet USD-Cafeteria Fund	\$8,538,408.69	\$1,893,346.98	(\$1,567,860.61)	\$8,863,895.06
33920	Hemet USD-SRF-Postemployment B	\$35,368,617.45	\$34,619.87	\$0.00	\$35,403,237.32
33921	Hemet Unified	\$43,654,011.16	\$46,405.52	(\$1,996,800.70)	\$41,703,615.98
33925	Hemet Capital Facilities FD	\$52,001,824.43	\$1,147,759.18	(\$134,179.60)	\$53,015,404.01
33935	Hemet Co School Fac Bldg	\$25,507.62	\$425.74	(\$25,507.62)	\$425.74
33940	Hemet USD Spec Res	\$12,834,185.61	\$12,330.43	(\$792,961.39)	\$12,053,554.65
33951	Hemet Unified Bond Intrest Re	\$32,352,370.93	\$2,016,898.92	\$0.00	\$34,369,269.85
33963	Hemet USD-Enterprise Fund	\$2,865,293.59	\$3,745,262.68	(\$3,766,535.95)	\$2,844,020.32
33967	Hemet Self Ins Fund	\$11,534,207.83	\$264,503.40	(\$344,452.40)	\$11,454,258.83

Fund Summary Report

Run Date: 12-May-2025 11:39:17 AM
 From : 01-Apr-2025
 To : 30-Apr-2025
 As at : 12-May-2025

User: Susan

Balance Calculation Based On: Value Date

Account Number	Account Name	Balance Forward	Total Receipts	Total Payments	Total
33968	Hemet USD-Self Ins Post Employ	\$458,041.63	\$155,105.16	(\$106,726.39)	\$506,420.40
33976	Hemet USD-Agency Fund	\$438,797.70	\$86,922.65	(\$260,050.55)	\$265,669.80
34001	Santa Rosa Academy Inc Gf	\$3,200.09	\$16.77	\$0.00	\$3,216.86
34062	Santa Rosa Chtr Enterprise Fund	\$3,498,443.06	\$1,088,370.62	(\$2,540,462.61)	\$2,046,351.07
34076	Santa Rosa Academy-Agency Fund	\$639.96	\$205,360.29	(\$204,842.68)	\$1,157.57
34491	Commercial Warrant Pass Thru	\$92,305.19	\$0.00	(\$15,424.23)	\$76,880.96
34562	Gateway To College Enpr Fund	\$3,265,062.52	\$318,948.12	(\$439,706.94)	\$3,144,303.70
34576	Gateway College And Career	\$4,585.61	\$46,358.15	(\$46,809.53)	\$4,134.23
34601	Jurupa General Fund	\$126,766,474.03	\$20,252,571.66	(\$34,511,794.33)	\$112,507,251.36
34611	Jurupa Adult Education Fund	\$806,703.06	\$158,490.36	(\$175,700.80)	\$789,492.62
34612	Jurupa Child Dev Fund	\$14,736,307.21	\$2,544,851.09	(\$1,687,584.27)	\$15,593,574.03
34613	Jurupa Cafeteria Fund	\$9,730,281.59	\$1,127,175.34	(\$1,611,058.40)	\$9,246,398.53
34617	Jurupa Spec Reserve Fund	\$4,842,890.30	\$4,735.38	\$0.00	\$4,847,625.68
34619	Foundation Special Revenue Fund	\$185,946.84	\$1,137.02	\$0.00	\$187,083.86
34621	Jurupa Unified Bond Bldg	\$31,353,321.10	\$53,250.92	(\$1,605,555.04)	\$29,801,016.98
34625	Jurupa Capital Facilities	\$10,921,483.23	\$297,024.73	(\$46,465.91)	\$11,172,042.05
34635	Jurupa Unified Co Sch Fac Fund	\$700,132.57	\$723.62	(\$9,576.43)	\$691,279.76
34640	Jurupa Spec Res Capital	\$44,685,931.44	\$47,986.31	(\$317,995.74)	\$44,415,922.01
34649	Jurupa Capital Proj Fund	\$29,532,684.42	\$54,811.58	(\$77,107.88)	\$29,510,388.12
34651	Jurupa Unified Bond Int Fund	\$25,506,381.82	\$994,825.91	(\$350.00)	\$26,500,857.73
34667	Jurupa Self Insurance Fund	\$3,162,614.81	\$2,440.83	(\$91,152.46)	\$3,073,903.18
34762	Temecula Intl Academy Charter	\$2,032,147.71	\$189,363.54	(\$233,697.13)	\$1,987,814.12
34776	Temecula Intl Pr Pass Thru	\$130,504.11	\$18,356.26	\$0.00	\$148,860.37
34862	Rcea Mor Vily Chtr Enter Fund	\$627,874.45	\$613.93	\$0.00	\$628,488.38
34901	Menifee Union General Fund	\$62,995,613.65	\$13,757,784.24	(\$17,025,239.91)	\$59,728,157.98
34912	Menifee Union Child Dev	\$855,075.21	\$822.31	(\$143,549.34)	\$712,348.18
34913	Menifee Union Cafeteria	\$9,399,861.05	\$8,928.00	(\$624,481.00)	\$8,784,308.05
34914	Menifee Union Def Maint	\$387,252.38	\$440.96	(\$218,788.17)	\$168,905.17

Fund Summary Report

Run Date: 12-May-2025 11:39:17 AM

User: Susan

From : 01-Apr-2025

To : 30-Apr-2025

As at : 12-May-2025

Balance Calculation Based On: Value Date

Account Number	Account Name	Balance Forward	Total Receipts	Total Payments	Total
34921	Menifee Union	\$1,353,183.58	\$36,004,065.59	\$0.00	\$37,357,249.17
34925	Menifee Union Capital Fac	\$54,549,578.76	\$55,054.48	(\$4,551,137.26)	\$50,053,495.98
34935	County School Facilities Fund	\$910.71	\$0.18	\$0.00	\$910.89
34951	Menifee Union-Bond And Interst	\$16,923,882.41	\$2,726,972.90	\$0.00	\$19,650,855.31
35251	Moreno Valley USD B And I	\$38,081,893.06	\$2,199,071.23	\$0.00	\$40,280,964.29
35601	Murrieta Valley General Fund	\$136,326,691.29	\$20,089,014.16	(\$28,412,045.46)	\$128,003,659.99
35611	Murrieta Valley Adult Ed	\$110,695.86	\$21,270.61	(\$30,987.18)	\$100,979.29
35612	Murrieta Valley Child Dev	\$13,358,333.20	\$952,028.20	(\$1,615,413.37)	\$12,694,948.03
35613	Murrieta Valley Cafeteria Fund	\$3,552,964.45	\$8,947.33	(\$635,102.71)	\$2,926,809.07
35614	Murrieta Valley Deferred Maint	\$3,577,750.90	\$3,498.03	\$0.00	\$3,581,248.93
35621	Murrieta Valley Bldg Fund	\$11,280,825.48	\$11,395.76	(\$1,725.58)	\$11,290,495.66
35625	Murrieta Valley Cap Fac	\$24,120,284.21	\$261,263.60	(\$97,764.67)	\$24,283,783.14
35635	Murrieta Valley Co Bldg	\$23,864.73	\$42.56	(\$23,864.73)	\$42.56
35640	Murrieta Valley USD	\$8,445,438.90	\$260,722.29	(\$884,960.87)	\$7,821,200.32
35651	Murrieta Valley Bond Int-Red	\$25,686,385.41	\$1,770,546.50	\$0.00	\$27,456,931.91
35801	Nuvview Union General Fund	\$13,572,877.07	\$2,482,646.57	(\$3,321,243.77)	\$12,734,279.87
35809	Nuvview Union Charter	\$6,114,387.09	\$796,363.75	(\$1,232,269.11)	\$5,678,481.73
35812	Nuvview Union Child Dev Fund	\$795,149.22	\$530,930.72	(\$351,032.99)	\$975,046.95
35813	Nuvview Union-Cafeteria Fund	\$868,117.55	\$256,445.96	(\$208,261.66)	\$916,301.85
35821	Nuvview Union Bond Bldg Fund	\$230.26	\$6,418,443.14	(\$19,850.00)	\$6,398,823.40
35825	Nuvview Union Cap Facilities	\$374,784.17	\$14,097.58	(\$6,916.54)	\$381,965.21
35840	Nuvview 35840	\$1,831,032.92	\$1,907.45	(\$38,239.55)	\$1,794,700.82
35849	Nuvview Union Capital Proj Fund	\$4,128,211.65	\$3,878,984.74	(\$3,874,948.17)	\$4,132,248.22
35851	Nuvview Union-Bond-Int Redempti	\$603,634.06	\$194,164.76	\$0.00	\$797,798.82
36101	Palm Springs General Fund	\$195,490,965.18	\$26,583,781.35	(\$39,339,013.95)	\$182,735,732.58
36109	Palm Springs USD-Charter S F	\$10,040,744.09	\$1,000,440.24	(\$1,285,590.37)	\$9,755,593.96
36111	Palm Springs Adult Ed Fund	\$84,946.98	\$27,978.88	(\$81,127.19)	\$31,798.67
36112	Palm Springs Child Dev Fund	\$4,121,658.90	\$37,242.62	(\$273,306.32)	\$3,885,595.20

Fund Summary Report

Run Date: 12-May-2025 11:39:17 AM
 From : 01-Apr-2025
 To : 30-Apr-2025
 As at : 12-May-2025

User: Susan

Balance Calculation Based On: Value Date

Account Number	Account Name	Balance Forward	Total Receipts	Total Payments	Total
36113	Palm Springs Cafeteria	\$18,870,607.97	\$368,167.39	(\$1,766,903.14)	\$17,471,872.22
36117	Palm Springs Spec Res Non Cap	\$28,706,186.05	\$28,064.26	\$0.00	\$28,734,250.31
36121	Palm Springs Building Fund	\$188,494,238.43	\$593,538.31	(\$757,762.05)	\$188,330,014.69
36125	Palm Springs Cap Fac Fund	\$27,997,452.20	\$1,372,868.88	(\$3,657,342.16)	\$25,712,978.92
36135	Palm Springs Co Sch Fac	\$2,309,289.99	\$2,380.28	(\$948,503.04)	\$1,363,167.23
36140	Palm Springs Spec Res Cap Fund	\$84,015,266.52	\$100,861.25	(\$2,297,636.85)	\$81,818,490.92
36149	Palm Springs Capital Projects Fund	\$1,217,151.86	\$905.16	(\$1,099.08)	\$1,216,957.94
36151	Palm Springs Bond Int-Red Fund	\$108,012,302.16	\$4,787,284.69	\$0.00	\$112,799,586.85
36167	Palm Springs USD Self Ins	\$16,208,421.97	\$243,451.00	(\$218,486.71)	\$16,233,386.26
36168	Palm Springs USD-Self Ins Post	\$18,064,029.22	\$323,994.15	(\$201,052.59)	\$18,186,970.78
36169	Palm Springs USD-Self Insured	\$276,503.10	\$15,859.19	(\$12,355.58)	\$280,006.71
36176	Palm Springs USD-Agency Fund	(\$34.95)	\$0.00	\$0.00	(\$34.95)
36401	Palo Verde General Fund 36401	\$35,400,418.70	\$4,554,619.10	(\$4,676,118.29)	\$35,278,919.51
36413	Palo Verde Cafeteria Fund	\$2,365,832.90	\$443,914.86	(\$221,563.20)	\$2,588,184.56
36421	Palo Verde Bldg Fund	\$9,766,872.70	\$9,554.13	\$0.00	\$9,776,426.83
36425	Palo Verde Cap Fac Fund	\$297,587.79	\$307.24	\$0.00	\$297,895.03
36435	Palo Verde Co Sch Facilities	\$464,729.78	\$454.41	\$0.00	\$465,184.19
36440	Palo Verde USD Spec Reserve	\$7,600,349.41	\$7,352.22	(\$1,084.45)	\$7,606,617.18
36451	Palo Verde Bond And Redm	\$4,007,191.21	\$139,678.04	\$0.00	\$4,146,869.25
36701	Perris Elem General Fund	\$59,330,214.62	\$6,216,440.96	(\$8,501,884.55)	\$57,044,771.03
36709	Perris Elementary-Charter Fund	\$18,124,867.78	\$1,004,602.77	(\$730,202.62)	\$18,399,267.93
36712	Perris Elem Child Dev Fund	\$1,630,397.73	\$195,112.66	(\$282,086.15)	\$1,543,424.24
36713	Perris Elem School Dist	\$2,056,600.42	\$890,100.24	(\$470,503.88)	\$2,476,196.78
36714	Perris Elem Deferred Maint	\$1,104,217.77	\$301,084.83	(\$9,104.75)	\$1,396,197.85
36721	Perris Elem-Bond Bldg Fund	\$8,501,900.93	\$8,451.15	(\$121,167.03)	\$8,389,185.05
36725	Peris Elem Cap Facilities	\$4,239,340.60	\$995,194.37	(\$1,743.19)	\$5,232,791.78
36735	Perris Elem Co School Fac	\$7,691,874.02	\$0.00	(\$7,606,801.89)	\$85,072.13
36740	Perris Elem Special Reserve	\$9,253,762.35	\$7,615,876.61	(\$7,296.00)	\$16,862,342.96

Fund Summary Report

Run Date: 12-May-2025 11:39:17 AM
 From : 01-Apr-2025
 To : 30-Apr-2025
 As at : 12-May-2025

User: Susan

Balance Calculation Based On: Value Date

Account Number	Account Name	Balance Forward	Total Receipts	Total Payments	Total
36751	Perris Elementary B And I	\$2,957,154.99	\$229,787.80	\$0.00	\$3,186,942.79
37101	Perris High General Fund	\$68,298,809.32	\$12,318,909.62	(\$16,886,837.24)	\$63,730,881.70
37109	Perris Union High Charter	\$10,835,057.83	\$928,523.00	(\$1,247,452.29)	\$10,516,128.54
37111	Perris High Adult Ed Fund	\$29,963.62	\$0.00	(\$47,865.28)	(\$17,901.66)
37113	Perris Union HS-Cafeteria Fund	\$8,189,380.83	\$16,011.19	(\$688,845.46)	\$7,516,546.56
37114	Perris Union Deffrd Maint Fund	\$194.58	\$0.19	\$0.00	\$194.77
37121	Perris High Bond Building	\$26,615,105.58	\$29,081.42	(\$1,864,151.36)	\$24,780,035.64
37125	Perris High Capital Fund	\$5,038,716.48	\$853,068.10	(\$315,306.47)	\$5,576,478.11
37135	Perris High Co School Fac	\$209.03	\$0.20	\$0.00	\$209.23
37140	Perris Union Special Reserve Capital	\$1,455,407.84	\$1,123.65	\$0.00	\$1,456,531.49
37151	Perris High Bond Interest	\$40,504,513.79	\$1,975,281.23	\$0.00	\$42,479,795.02
37156	Perris Union High School Dist	\$20,934.41	\$594.32	\$0.00	\$21,528.73
37262	Pivot Chtr Schls Enterprise Fu	\$2,239,741.86	\$163,627.84	(\$69,940.53)	\$2,333,429.17
37276	Pivot Wrnt Pass Thru Fund	\$0.00	\$7,203.25	(\$7,203.25)	\$0.00
37401	Riverside General Fund	\$387,345,771.21	\$50,513,461.59	(\$61,696,834.17)	\$376,162,398.63
37411	Riverside Adult Education Fd	\$961,841.24	\$410,542.82	(\$661,692.21)	\$710,691.85
37412	Riverside Child Dev Fund	\$3,312,885.36	\$753,498.54	(\$572,906.40)	\$3,493,477.50
37413	Riverside Cafeteria Fund	\$30,086,107.85	\$5,815,796.17	(\$4,611,564.81)	\$31,290,339.21
37421	Riverside Unified Bond Bldg	\$33,310,946.79	\$41,119.37	(\$2,864,105.57)	\$30,487,960.59
37425	Riverside Capital Fac Fund	\$16,224,932.54	\$1,843,603.95	(\$2,108,143.37)	\$15,960,393.12
37435	Riverside Unified School Fac	\$4,839.70	\$7.80	(\$4,839.70)	\$7.80
37440	Riverside Special Res Cap Fund	\$59,459,345.27	\$76,186.36	(\$1,044,532.35)	\$58,490,999.28
37451	Riverside Unified Bond Int-Red	\$44,620,764.40	\$2,806,882.27	\$0.00	\$47,427,646.67
37456	Riverside Debt Service Fund	\$843,290.61	\$824.94	(\$497,122.50)	\$346,993.05
37467	Riverside Self Insurance Fund	\$30,923,586.40	\$7,069,095.55	(\$3,183,967.80)	\$34,808,714.15
37473	Riverside Foundation Fund	\$279,752.62	\$2,547.71	(\$1,651.33)	\$280,649.00
38101	Romoland General Fund	\$27,661,732.08	\$5,881,291.46	(\$7,065,158.95)	\$26,477,864.59
38112	Romoland Sch Dist-Child Dev	\$1,151,057.78	\$70,609.33	(\$146,219.04)	\$1,075,448.07

Fund Summary Report

Run Date: 12-May-2025 11:39:17 AM
 From : 01-Apr-2025
 To : 30-Apr-2025
 As at : 12-May-2025

User: Susan

Balance Calculation Based On: Value Date

Account Number	Account Name	Balance Forward	Total Receipts	Total Payments	Total
38113	Romoland Cafeteria Fund	\$7,422,130.07	\$461,246.30	(\$485,719.34)	\$7,397,657.03
38114	Romoland Def Maint Fund	\$834,883.48	\$821.65	\$0.00	\$835,705.13
38125	Romoland Capital Facilities	\$46,708,473.09	\$362,595.55	(\$520,918.53)	\$46,550,150.11
38135	Romoland School Dist-Sch Fac D	\$44.38	\$0.06	\$0.00	\$44.44
38140	Romoland Spec Res Cap Fund	\$11,673,400.80	\$11,282.56	(\$240,391.43)	\$11,444,291.93
38401	San Jacinto General Fund	\$93,882,259.71	\$15,730,254.66	(\$21,690,751.91)	\$87,921,762.46
38411	San Jacinto Adult Ed	\$144,977.68	\$184.35	(\$83,608.12)	\$61,553.91
38412	San Jacinto Child Dev Fund	\$1,137,709.51	\$152,984.04	(\$174,471.22)	\$1,116,222.33
38413	San Jacinto Cafeteria Fund	\$4,910,279.92	\$393,153.37	(\$1,180,251.40)	\$4,123,181.89
38414	San Jacinto Def Maint Fund	\$12,482.47	\$12.21	\$0.00	\$12,494.68
38421	San Jacinto USD Bond Bldg Fund	\$14,395,521.97	\$27,782.34	(\$2,046,057.51)	\$12,377,246.80
38425	San Jacinto Cap Fac Fund	\$2,409,926.60	\$5,658.54	(\$4,800.00)	\$2,410,785.14
38435	San Jacinto Co School Fac	\$1,929,878.02	\$1,887.04	\$0.00	\$1,931,765.06
38451	San Jacinto Bond Int And Red	\$8,743,555.49	\$678,459.77	\$0.00	\$9,422,015.26
38801	Temecula Valley General Fund	\$142,053,654.77	\$29,877,728.13	(\$34,654,492.85)	\$137,276,890.05
38811	Temecula Valley Adult Ed	\$56,339.65	\$0.00	(\$33,844.42)	\$22,495.23
38813	Temecula Valley Cafeteria Fund	\$21,068,232.27	\$1,804,835.93	(\$1,012,796.07)	\$21,860,272.13
38814	Temecula Valley Def Maint	\$801,122.88	\$0.00	(\$237,111.02)	\$564,011.86
38821	Temecula Valley Bond Bldg	\$23,032,660.43	\$54,215.76	(\$1,483,880.17)	\$21,602,996.02
38825	Temecula Valley Cap Fac Fund	\$28,111,133.17	\$392,902.79	(\$3,024,906.78)	\$25,479,129.18
38835	Temecula Valley Co Sch Fac	\$30,400,640.09	\$29,787.53	(\$14,035.55)	\$30,416,392.07
38840	Temecula Valley Spec Res Cap	\$30,854,553.69	\$44,193.69	(\$93,785.81)	\$30,804,961.57
38851	Temecula Valley Bond Int-Red	\$14,902,724.52	\$628,440.15	\$0.00	\$15,531,164.67
38867	Temecula Valley USD-Self Insur	\$10,615,720.61	\$302,866.38	(\$223,506.77)	\$10,695,080.22
39001	Val Verde General Fund	\$156,770,846.13	\$26,874,171.01	(\$39,066,173.08)	\$144,578,844.06
39007	Val Verde USD-Selpa	\$943,807.85	\$9,784,454.04	(\$6,190,424.53)	\$4,537,837.36
39010	Val Verde USD-Selpa Pass Thru	\$28,193,774.04	\$19,520,538.66	(\$17,442,568.00)	\$30,271,744.70
39011	Val Verde USD Adult ED Fund	\$144,086.69	\$118,169.78	(\$173,466.31)	\$88,790.16

Fund Summary Report

Run Date: 12-May-2025 11:39:17 AM
 From : 01-Apr-2025
 To : 30-Apr-2025
 As at : 12-May-2025

User: Susan

Balance Calculation Based On: Value Date

Account Number	Account Name	Balance Forward	Total Receipts	Total Payments	Total
39012	Val Verde Child Dev Fund	\$1,153,120.25	\$147,572.44	(\$282,447.97)	\$1,018,244.72
39021	Val Verde	\$39,712,886.91	\$44,537.99	(\$6,668,855.72)	\$33,088,569.18
39025	Val Verde Capital Facilities	\$9,696,718.39	\$221,341.60	(\$34,472.73)	\$9,883,587.26
39035	Val Verde County School Fac	\$36,766,543.63	\$7,103,688.78	(\$343,407.26)	\$43,526,825.15
39040	Val Verde USD-Spec Res-Cap Out	\$10,041,710.89	\$3,665,579.29	(\$12,570,598.62)	\$1,136,691.56
39051	Val Verde 39051	\$23,768,518.50	\$1,792,791.18	\$0.00	\$25,561,309.68
39067	Val Verde USD Self Insur Fund	\$718,729.22	\$50,464.84	(\$38,942.26)	\$730,251.80
39101	Western Riv Co Self Insurance	\$4,782,730.79	\$4,887,595.71	(\$4,783,052.27)	\$4,887,274.23
39201	Jet Joint Power Agency	\$21,439.41	\$20.96	\$0.00	\$21,460.37
39876	San Bernardino Taxes Warrant	\$128,972.91	\$267,762.27	(\$267,762.27)	\$128,972.91
39877	Fixed Costs Warrant	\$635,751.97	\$662,273.06	(\$1,118,252.71)	\$179,772.32
39878	Strs warrant Pass Thru	\$77,426,149.63	\$73,462,697.21	(\$78,285,886.64)	\$72,602,960.20
39879	Pers Warrant Pass Thru 39879	\$6,687,818.87	\$37,233,214.25	(\$1,771,243.51)	\$42,149,789.61
39880	Garnishments Warrant	\$0.00	\$320,854.02	(\$320,854.02)	\$0.00
39881	Tax Shelter Annuity Warr Pass	\$62,101.56	\$6,618,417.81	(\$6,608,062.31)	\$72,457.06
39882	Voluntary Ded Warr Pass Thru	\$626.05	\$18,738,051.17	(\$18,738,623.62)	\$53.60
39883	Payroll Tax Arrears	\$1,737.92	\$32,362,095.57	(\$32,337,851.09)	\$25,982.40
39884	CW Vol Ded Warrant	(\$14,735.17)	\$12,935,664.12	(\$12,934,025.66)	(\$13,096.71)
39885	Payroll CW Net Pay	\$45,223.01	\$10,426,917.68	(\$10,438,576.30)	\$33,564.39
39886	Fica Warrant Pass Thru	\$85,423.29	\$14,297,673.54	(\$14,307,548.32)	\$75,548.51
39890	Warrant Pass Thru	\$0.00	\$644,265,372.59	(\$644,265,372.59)	\$0.00
39891	Commercial Warrant	\$155,358,545.56	\$403,857,943.98	(\$426,379,396.16)	\$132,837,093.38
39892	Payroll Warrant Pass Thru	\$225,635,605.44	\$256,701,414.08	(\$253,116,937.05)	\$229,220,082.47
39901	RCOE General Fund	\$145,914,607.95	\$27,824,910.09	(\$25,242,442.63)	\$148,497,075.41
39909	RCOE-Charter School Special RF	\$8,510,014.67	\$1,505,973.29	(\$802,241.21)	\$9,213,746.75
39911	RCOE- Adult Education Fund	\$405,863.78	\$618,316.15	(\$504,777.27)	\$519,402.66
39912	RCOE Child Dev Fund	\$70,142,981.11	\$25,284,305.14	(\$30,828,179.48)	\$64,599,106.77
39914	RCOE Deferred Maint Fund	\$17,201,170.55	\$17,090.90	(\$55,695.61)	\$17,162,565.84

Fund Summary Report

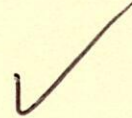
Run Date: 12-May-2025 11:39:17 AM
 From : 01-Apr-2025
 To : 30-Apr-2025
 As at : 12-May-2025

User: Susan

Balance Calculation Based On: Value Date

Account Number	Account Name	Balance Forward	Total Receipts	Total Payments	Total
39917	RCOE Special Reserve	\$19,891,500.17	\$19,458.27	\$0.00	\$19,910,958.44
39920	RCOE Spec Res Postemployment	\$48,535,334.87	\$47,472.87	\$0.00	\$48,582,807.74
39935	RCOE School Facilities	\$515,509.83	\$504.07	\$0.00	\$516,013.90
39940	RCOE Special Reserve Cap	\$57,087,147.16	\$136,705.11	(\$793,491.62)	\$56,430,360.65
39967	RCOE Self Insurance Fund	\$938,133.45	\$1,868.08	\$0.00	\$940,001.53
45201	General Fund 45201	\$266,347,544.19	\$47,567,868.39	(\$57,080,102.65)	\$256,835,309.93
45211	Adult Ed	\$540,408.10	\$127,183.39	(\$204,232.72)	\$463,358.77
45212	Child Development	\$1,668,322.22	\$999,458.73	(\$290,443.73)	\$2,377,337.22
45213	Cafeteria Fund	\$12,255,044.06	\$5,114,145.73	(\$2,301,794.51)	\$15,067,395.28
45221	Building Fund	\$20,912,377.14	\$423,520.53	(\$6,574,554.43)	\$14,761,343.24
45225	Capital Lease	\$7,577,504.98	\$217,590.31	(\$1,842,782.73)	\$5,952,312.56
45235	County School Facilities	\$73,836,370.45	\$1,153,058.97	(\$7,363,971.32)	\$67,625,458.10
45240	Special Reserve For Cap Outlay	\$32,618,324.52	\$48,009.42	(\$2,585,256.77)	\$30,081,077.17
45267	Workers Compensation 45267	\$2,674,547.47	\$29,563.87	(\$80,984.81)	\$2,623,126.53
45269	Property And Liability	\$7,734,179.71	\$76,488.84	(\$94,812.80)	\$7,715,855.75
45276	Agency Fund	\$23,754,004.11	\$47,190,292.75	(\$39,055,128.33)	\$31,889,168.53

Grand Total: \$16,795,093,131.38 \$18,222,897,187.05 (\$17,239,987,539.38) \$17,778,002,779.05



**Riverside County Board of Supervisors
Request to Speak**

Submit request to the Clerk of the Board (right of podium), Speakers are entitled to three (3) minutes, subject to Board Rules listed on the reverse side of this form. The Board may limit the public input on any item, based on the number of people requesting to speak and the business of the Board.

SPEAKER'S NAME: Tonya Gonzalez

Address: _____

City: _____ **Zip:** _____

Phone #: _____

Date: 06/10/25 **Agenda #** 2010

PLEASE STATE YOUR POSITION BELOW:

Position on "Regular" (non-appealed) Agenda Item:

_____ **Support** _____ **Oppose** _____ **Neutral**

Note: If you are here for an agenda item that is filed for "Appeal", please state separately your position on the appeal below:

_____ **Support** _____ **Oppose** _____ **Neutral**

I give my 3 minutes to: _____

Parking validations available for speakers only – see Clerk of the Board.

(Revised: 04/23/2025)

BOARD RULES

Requests to Address Board on "Agenda" Items:

You may request to be heard on a published agenda item. Requests to be heard must be submitted to the Clerk of the Board before the scheduled meeting time.

Requests to Address Board on items that are "NOT" on the Agenda:

Notwithstanding any other provisions of these rules, member of the public shall have the right to address the Board during the mid-morning "Oral Communications" segment of the published agenda. Said purpose for address must pertain to issues which are under the direct jurisdiction of the Board of Supervisors. YOUR TIME WILL BE LIMITED TO THREE (3) MINUTES. The Board may limit the public input on any item, based on the number of people requesting to speak and the business of the Board.

Power Point Presentations/Printed Material:

Speakers who intend to conduct a formalized Power Point presentation or provide printed material must notify the Clerk of the Board's Office by 12 noon on the Monday preceding the Tuesday Board meeting, ensuring that the Clerk's Office has sufficient copies of all printed materials and at least one (1) copy of the Power Point CD. Copies of printed material given to the Clerk (by Monday noon deadline) will be provided to each Supervisor. If you have the need to use the overhead "Elmo" projector at the Board meeting, please ensure your material is clear and with proper contrast, notifying the Clerk well ahead of the meeting, of your intent to use the Elmo. Speakers are prohibited from bringing signs, placards, or posters into the hearing room.

Individual Speaker Limits:

Individual speakers are limited to a maximum of three (3) minutes. The Board may limit the public input on any item, based on the number of people requesting to speak and the business of the Board. Please step up to the podium when the Chair calls your name and begin speaking immediately. Pull the microphone to your mouth so that the Board, audience, and audio recording system hear you clearly. Once you start speaking, the "green" podium light will light. The "yellow" light will come on when you have one (1) minute remaining. When you have 30 seconds remaining, the "yellow" light will begin flash, indicating you must quickly wrap up your comments. Your time is up when the "red" light flashes. The Chair adheres to a strict three (3) minutes per speaker. **Note: If you intend to give your time to a "Group/Organized Presentation", please state so clearly at the very bottom of the reverse side of this form.**

Group/Organized Presentations:

Group/organized presentations with more than one (1) speaker will be limited to nine (9) minutes at the Chair's discretion. The organizer of the presentation will automatically receive the first three (3) minutes, with the remaining six (6) minutes relinquished by other speakers, as requested by them on a completed "Request to Speak" form, and clearly indicated at the front bottom of the form.

Addressing the Board & Acknowledgement by Chair:

The Chair will determine what order the speakers will address the Board and will call on all speakers in pairs. The first speaker should immediately step to the podium and begin addressing the Board. The second speaker should take up a position in one of the chamber aisles to quickly step up to the podium after the preceding speaker. This is to afford an efficient and timely Board meeting, giving all attendees the opportunity to make their case. Speakers are prohibited from making personal attacks, and/or using coarse, crude, profane or vulgar language while speaking to the Board members, staff, the public and/or meeting participants. Such behavior, at the discretion of the Board Chair may result in removal from the Board Chambers by Sheriff Deputies.