

**SUBMITTAL TO THE BOARD OF SUPERVISORS
COUNTY OF RIVERSIDE, STATE OF CALIFORNIA**



ITEM: 2.12
(ID # 27998)

MEETING DATE:
Tuesday, June 10, 2025


FROM : TREASURER-TAX COLLECTOR

SUBJECT: TREASURER-TAX COLLECTOR: Receive and File the Treasurer's Monthly Disclosure Report on Investments dated April 2025, All Districts. [\$0]

RECOMMENDED MOTION: That the Board of Supervisors:

1. Receives and files the 'Monthly Disclosure Report on Investments dated April 2025.


ACTION:Consent


Matthew Jennings, Treasurer-Tax Collector 6/3/2025

MINUTES OF THE BOARD OF SUPERVISORS

On motion of Supervisor Gutierrez, seconded by Supervisor Washington and duly carried by unanimous vote, IT WAS ORDERED that the above matter is approved as recommended.

Ayes: Medina, Spiegel, Washington, Perez and Gutierrez
Nays: None
Absent: None
Date: June 10, 2025
xc: Treasurer

Kimberly A. Rector
Clerk of the Board
By: 
Deputy

**SUBMITTAL TO THE BOARD OF SUPERVISORS COUNTY OF RIVERSIDE,
STATE OF CALIFORNIA**

FINANCIAL DATA	Current Fiscal Year:	Next Fiscal Year:	Total Cost:	Ongoing Cost
COST	\$ 0	\$ 0	\$ 0	\$ 0
NET COUNTY COST	\$ 0	\$ 0	\$ 0	\$ 0
SOURCE OF FUNDS: NA			Budget Adjustment: No	
			For Fiscal Year: 2024-2025	

C.E.O. RECOMMENDATION: Approve

BACKGROUND:

Summary

The County Treasurer -Tax Collector is submitting the above noted report to the County Board of Supervisors in keeping with Section 53607 of the California Government Code, which requires a quarterly report on the status of investments. The practice has been to provide the Board with a monthly report. The report gives various statistics on the portfolio as to overall composition, liquidity, credit quality on the various securities and provides several trends on earnings performance, average weighted maturity, and the portfolio's 'paper loss or gain'.



County of Riverside

TREASURER-TAX COLLECTOR'S
POOLED INVESTMENT FUND
APRIL 2025 REPORT

Tariff Anxiety Continues to Roil Markets

April 2025 began with President Trump announcing reciprocal tariffs to “level the global playing field in relation to tariff rates levied by America’s trade partners”. Purportedly intended to bring manufacturing jobs back to the U.S., many fear that tariffs will rekindle inflation due to higher domestic wages and regulation and may upset supply and demand in the short term. Tariff-talk also raised concern over trading partners’ retaliation.

Amid global trading partner chest-thumping and economists’ debate over the cost and duration of potential economic fallout, investors reacted to uncertainty. The VIX index, an oft-cited measure of market volatility, also called the “fear index”, recorded volatility not seen since its creation in 1993 outside of the 2020 Covid outbreak and in 2008/2009 during the Great Recession.

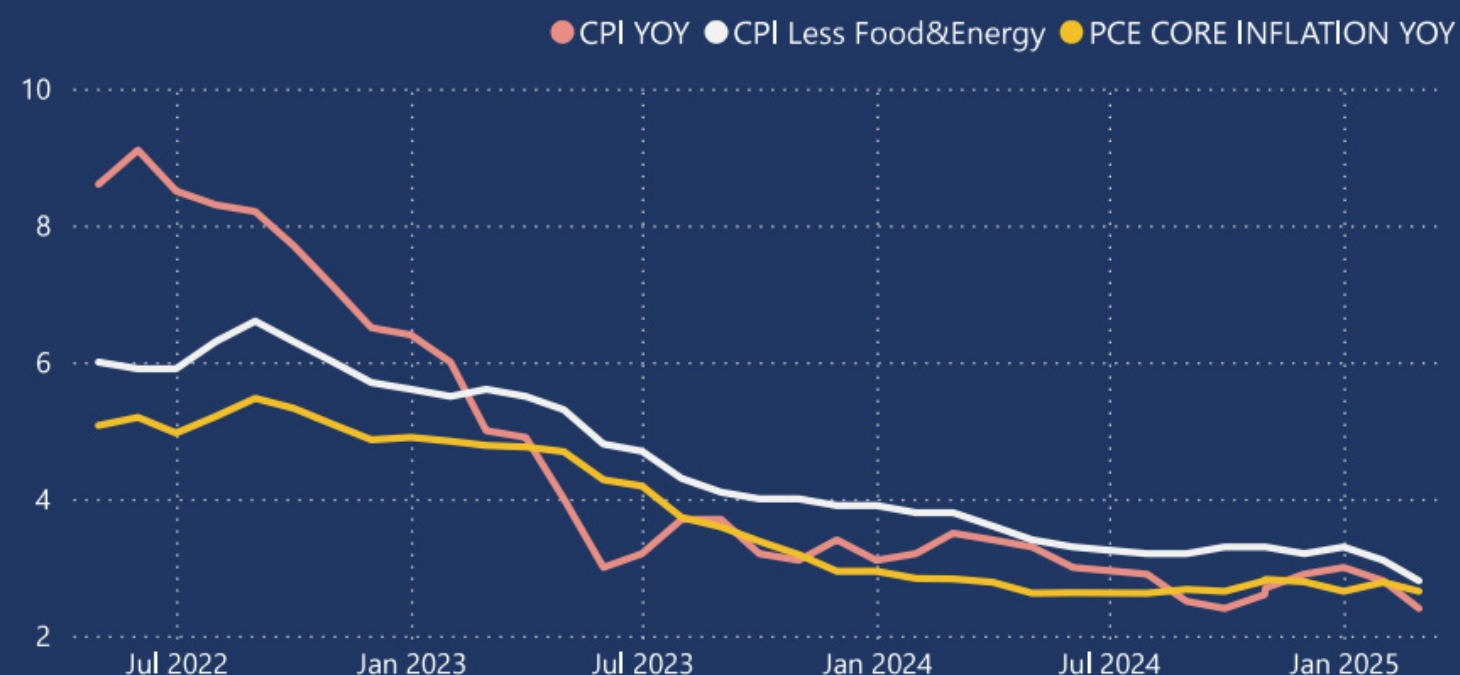
April economic news included a surprisingly strong non-farm payroll report showing that 228,000 jobs were created. The unemployment rate remained low at 4.2%. The majority of job increases were seen in health care, social assistance, leisure & hospitality and local government hiring. Construction spending was also broadly positive, up 0.7%, driven by a 1.3% uptick in single family residential spending. Multi-family construction was flat. Riverside County existing detached home prices slipped slightly to \$638.8k in March from \$646.8k the prior month.

Riverside County Median Home Price



Inflation contracted for the first time in 5 years, as CPI fell -0.1% on a month-over-month basis. Relief came from a decline in energy costs, used vehicles, hotel stays, and airfares. Producer prices fell even more, at -0.4% month-over-month. The Federal Reserve, and market participants, anxiously wait for new data over the coming months to confirm the impact of U.S. policy and subsequently the direction of interest rates.

Inflation



Since the Fed did not meet in April, Fed Funds remained at a range of 4.25% - 4.50%. It was common to see money-market offerings yield close to 4.30%. 2-year Treasury note yields contracted from 3.88% to 3.60% over the course of the month. 5-year Treasury note yields also slipped, from 3.92%, dropping to 3.73%. In equity trading, the Dow Jones Industrial Average began the month at 42,000 and ended at 40,600.



INVESTMENT RESULTS

Objective

The Fund seeks to safeguard the principal of the funds under the Treasurer's control, meet the liquidity needs of the depositors, and to maximize a return on the funds within the given parameters. The Fund invests exclusively in high-quality, short-term securities maturing within 5 years. The Fund is comprised of contributions from the county, schools, special districts, and other discretionary depositors throughout the County of Riverside. The Fund is in full compliance with the Treasurer-Tax Collector Statement of Policy and California Government Code.

\$17.32bn
Market Value

\$17.28bn
Principal

\$ 39.56M
Unrealized Gain/Loss

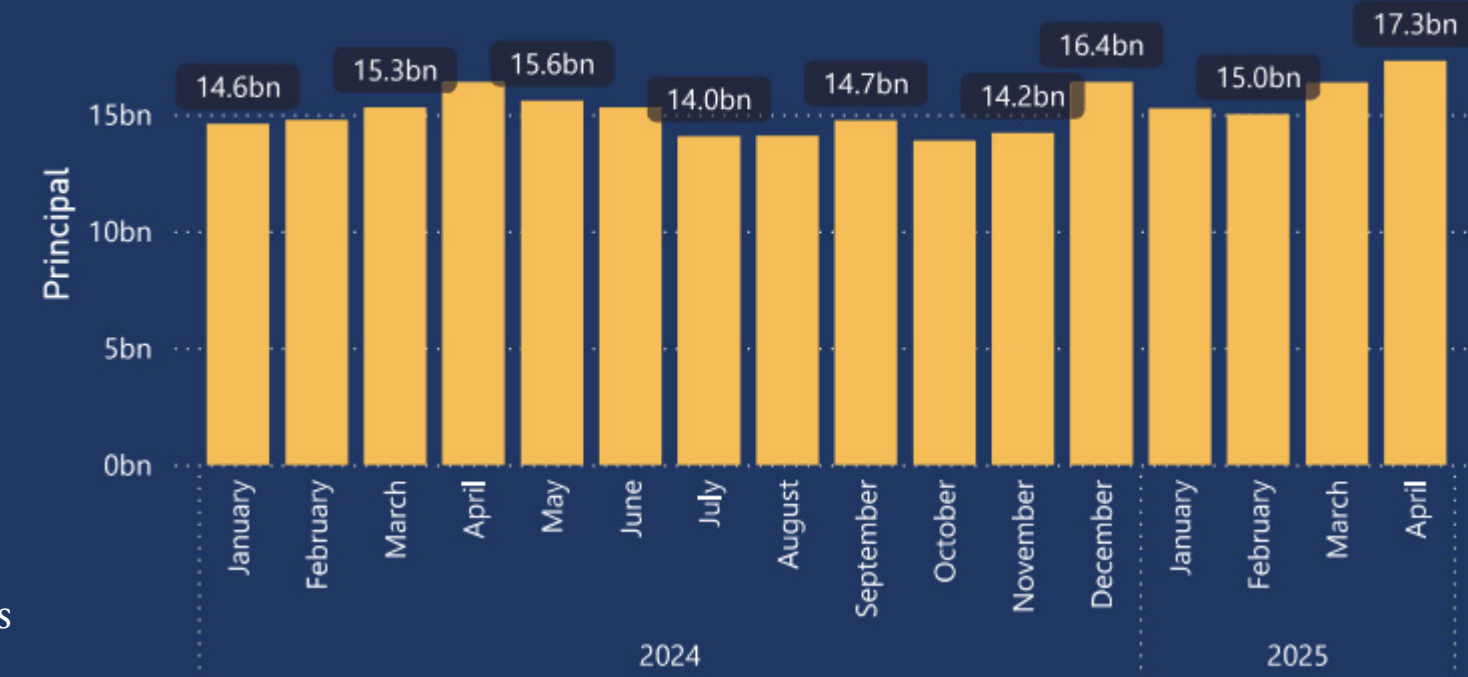
0.23
Unrealized Gain/Loss %

4.03
YTM %

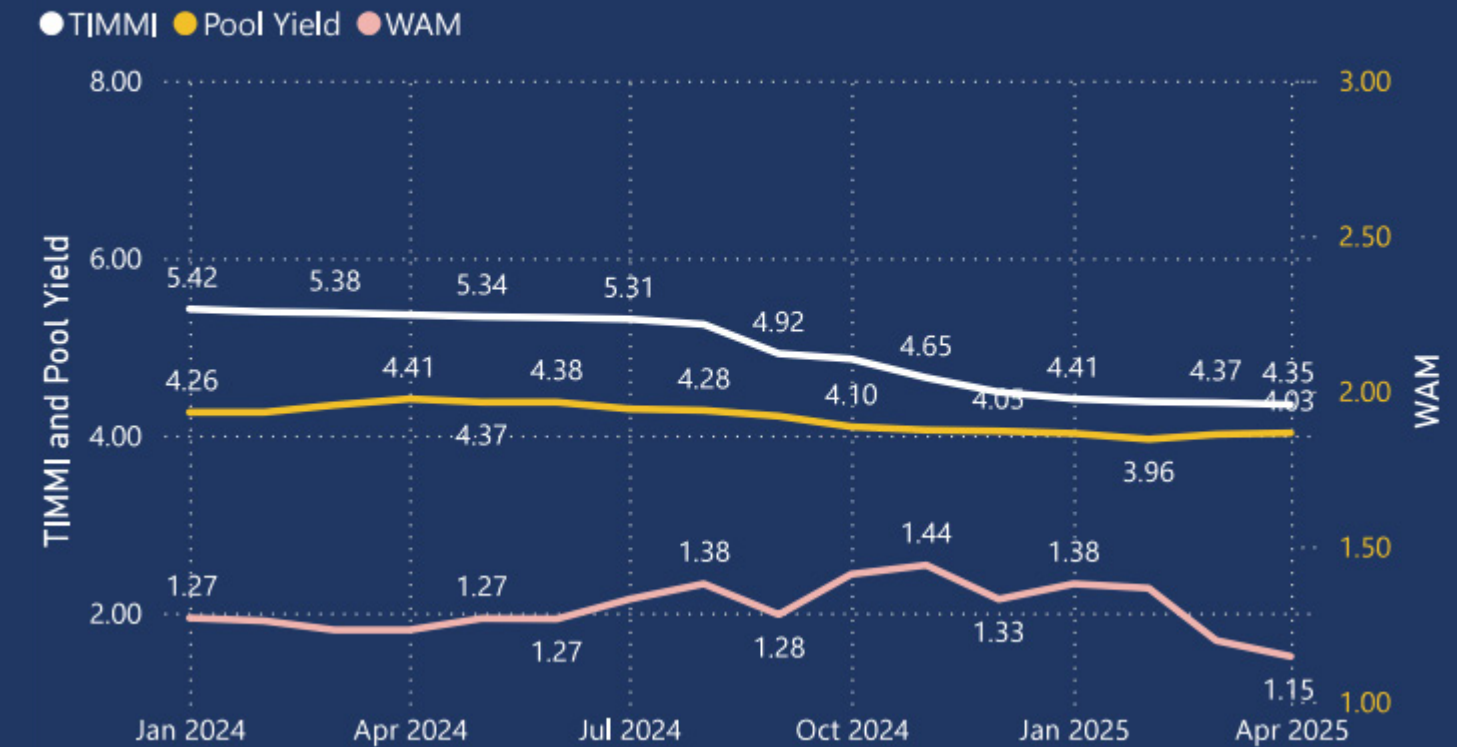
1.14
WAM (YRS)

Rated Aaa -bf by Moody's Investor Services and AA Af/S1 by Fitch Ratings, two of the nation's most trusted bond credit rating services.

Historical Fund Size



Purchase Yield vs TIMMI Index



Federal Home Loan Banks

2,335,498,705.83

Federal Farm Credit Banks Funding Corporat...

1,767,072,367.75

United States Department of The Treasury

1,752,888,933.10

Federal National Mortgage Association

1,614,086,733.72

Federal Home Loan Mortgage Corporation

1,388,906,138.33

Bank of America, National Association

600,000,000.00

RIVCO_JEFFERIES REPO/BANK NY

600,000,000.00

COOPERATIVE RABOBANK U.A., NEW YORK ...

578,004,652.46

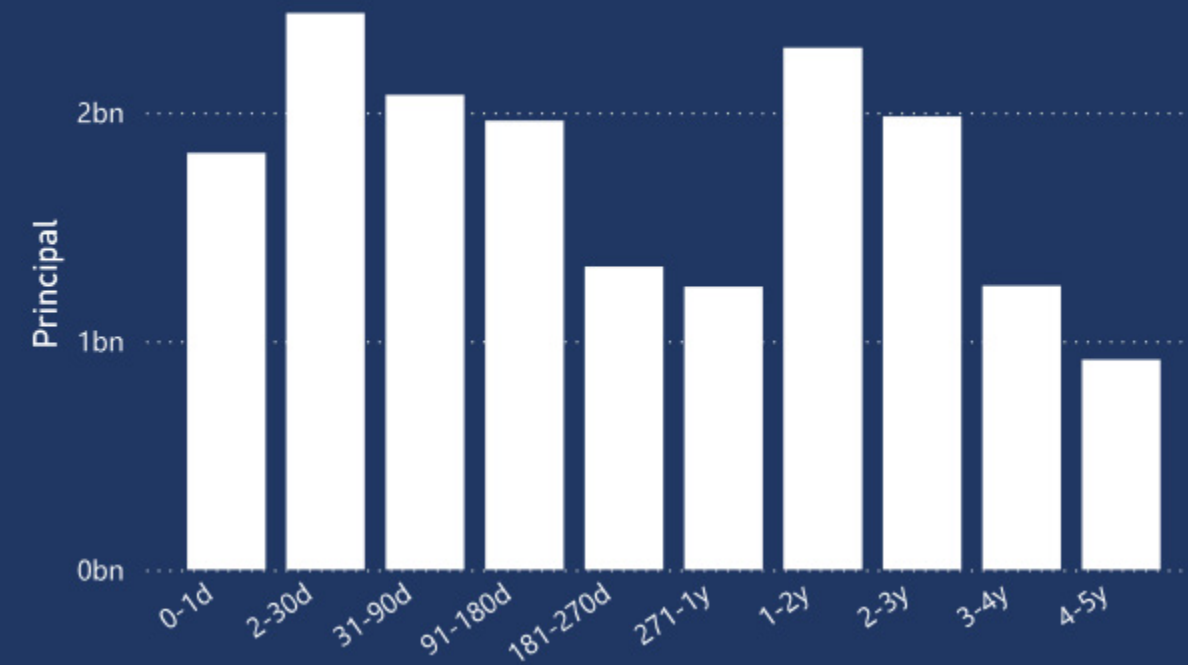
Royal Bank of Canada New York Branch

540,000,000.00

National Securities Clearing Corporation

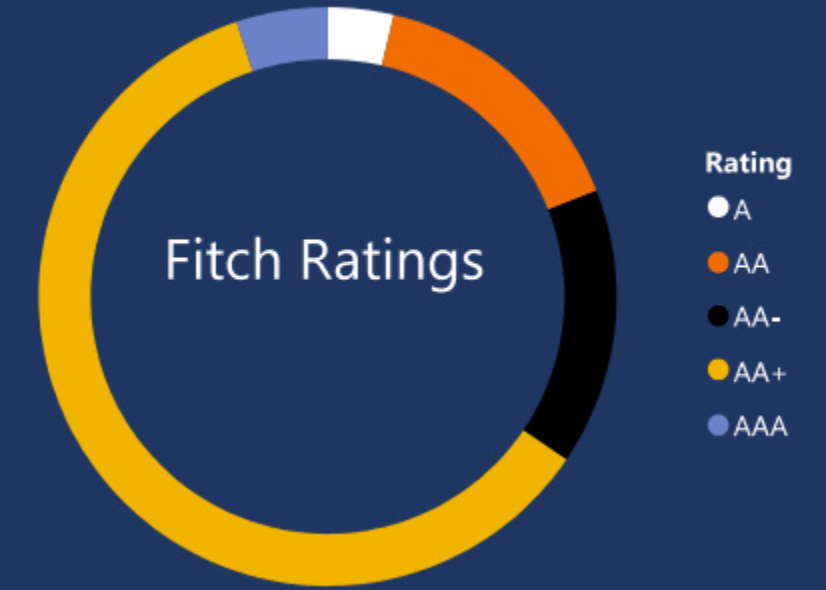
518,999,470.56

Principal by Maturity



Cash Flows

Month-Year	Projected Receipts	Projected Maturities	Projected Payments	Net Cash
May-25	2,091,596,128.75	4,162,643,728.13	3,221,400,211.92	3,032,839,644.95
Jun-25	2,065,389,504.19	1,214,379,837.33	2,478,517,035.82	801,252,305.70
Jul-25	1,884,542,859.98	895,050,181.95	3,251,607,021.49	-472,013,979.56
Aug-25	2,049,567,024.73	728,068,505.57	2,391,425,863.98	386,209,666.32
Sep-25	2,707,166,272.20	660,422,496.60	2,157,922,063.08	1,209,666,705.72
Oct-25	2,235,729,242.14	614,461,328.03	3,438,856,072.99	-588,665,502.82
Nov-25	2,310,713,064.85	858,482,839.30	1,898,142,561.71	1,271,053,342.44
Dec-25	4,881,965,151.65	68,111,385.76	2,946,630,173.45	2,003,446,363.96
Jan-26	2,392,193,435.89	333,715,731.46	4,018,725,820.10	-1,292,816,652.75
Feb-26	2,261,460,049.45	625,785,424.93	2,651,870,781.06	235,374,693.32
Mar-26	3,870,232,060.80	469,081,400.42	2,705,207,128.96	1,634,106,332.26
Apr-26	4,581,850,351.16	132,528,266.65	3,818,208,852.95	896,169,764.85
Total	33,332,405,145.81	10,762,731,126.13	34,978,513,587.53	9,116,622,684.41



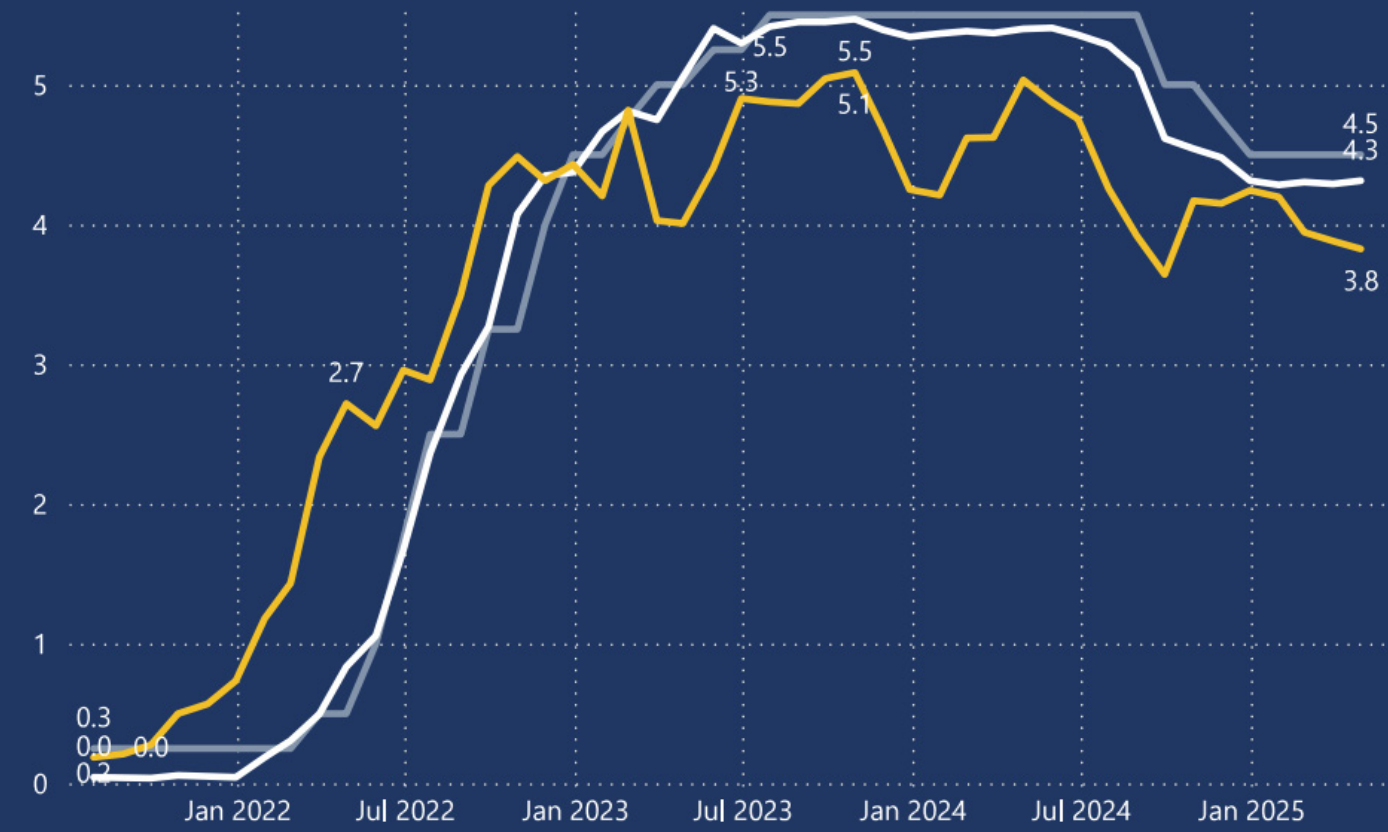
Holdings Summary

Category	Principal	WAM	YTM
Agency	7,182,555,395.63	2.16	3.75
CD	2,495,000,659.02	0.28	4.49
Corporate	563,917,509.97	1.64	4.20
CP	2,868,352,875.32	0.13	4.37
MM Fund	1,105,000,000.00	0.00	4.30
Muni	136,125,220.00	0.92	3.59
Mutual Fund	94,017,200.84	0.00	4.39
Non-US Gov	220,060,900.00	1.71	4.70
Repo	860,000,000.00	0.01	4.36
US Gov	1,752,888,933.10	0.94	3.49
Total	17,277,918,693.88	1.14	4.03



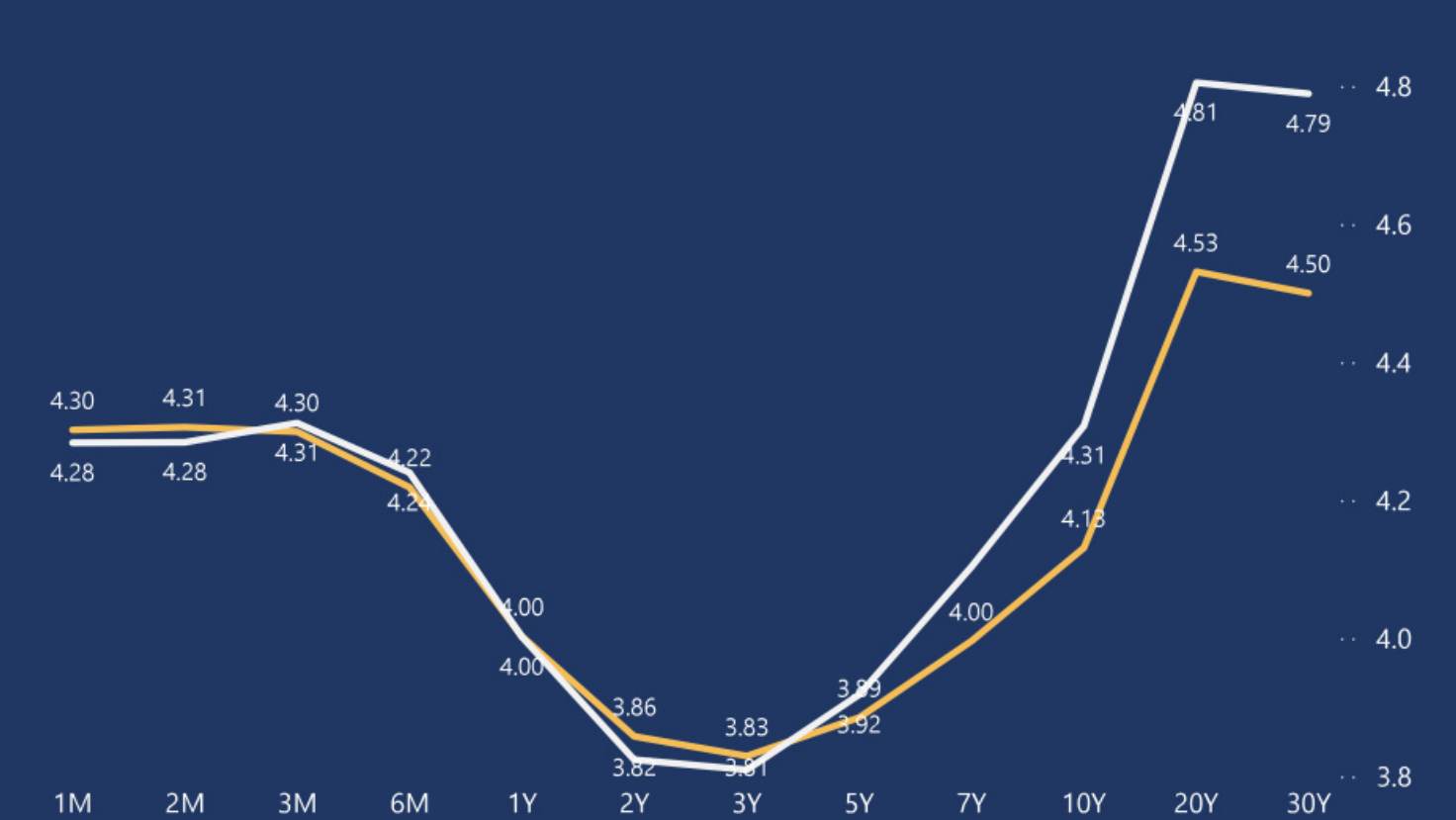
Treasury Rates

● FED TARGET RATE ● 3-MO UST ● 2-YR UST



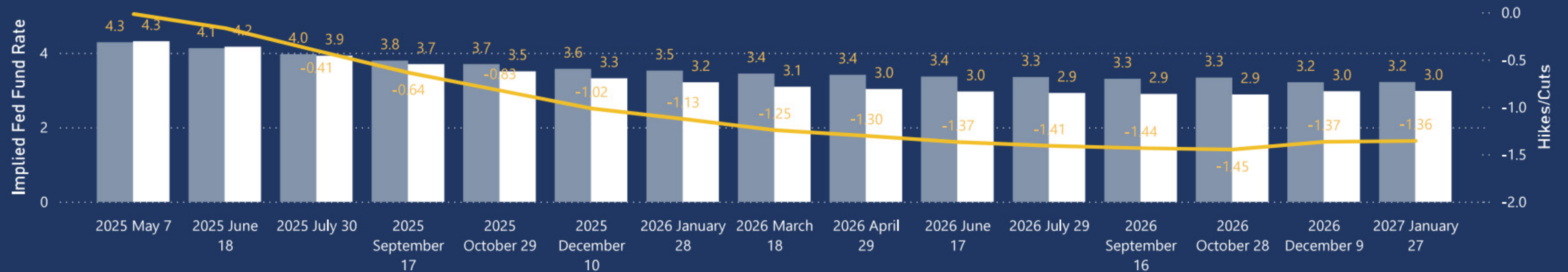
US Treasury Yield Curve

● Start of Month ● End of Month



Implied Fed Funds Rate and Rate Change

● Start of Month ● End of the Month ● Rate Cuts/Hikes

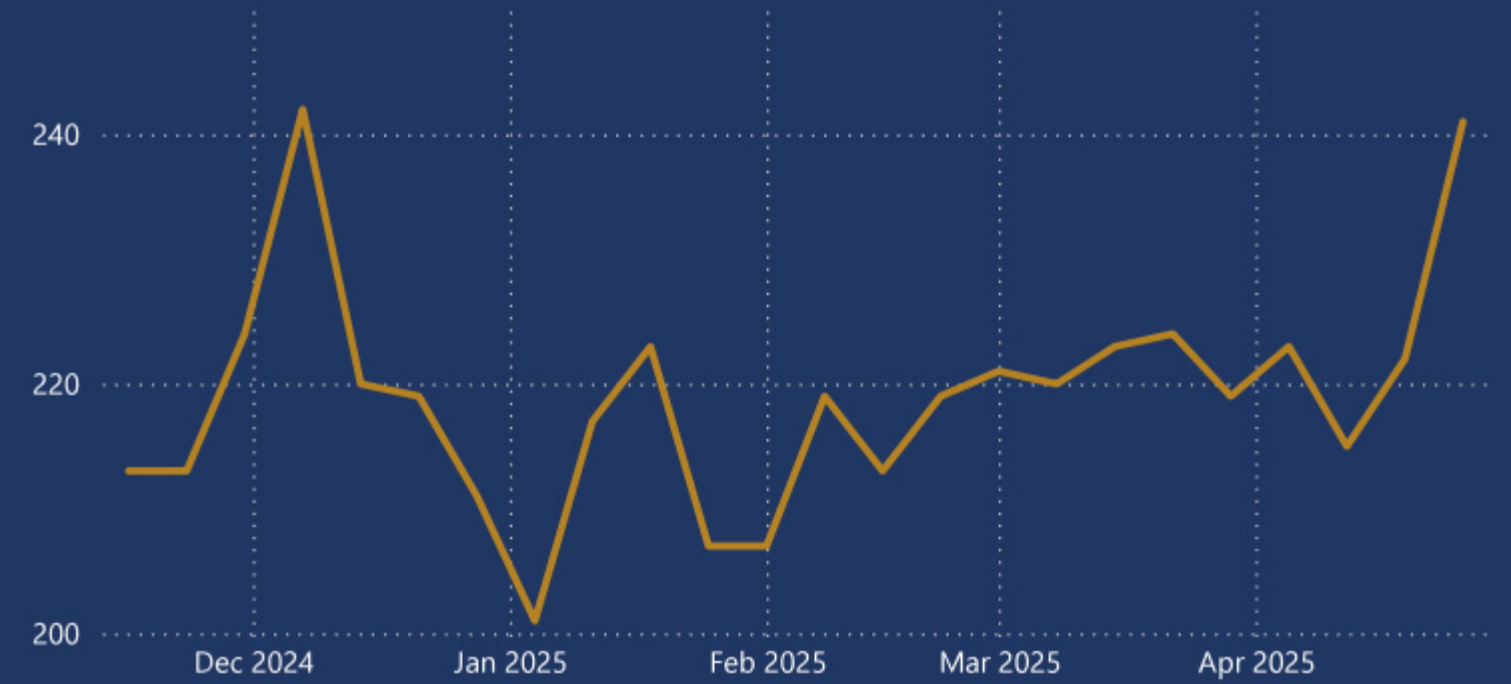


ECONOMICS

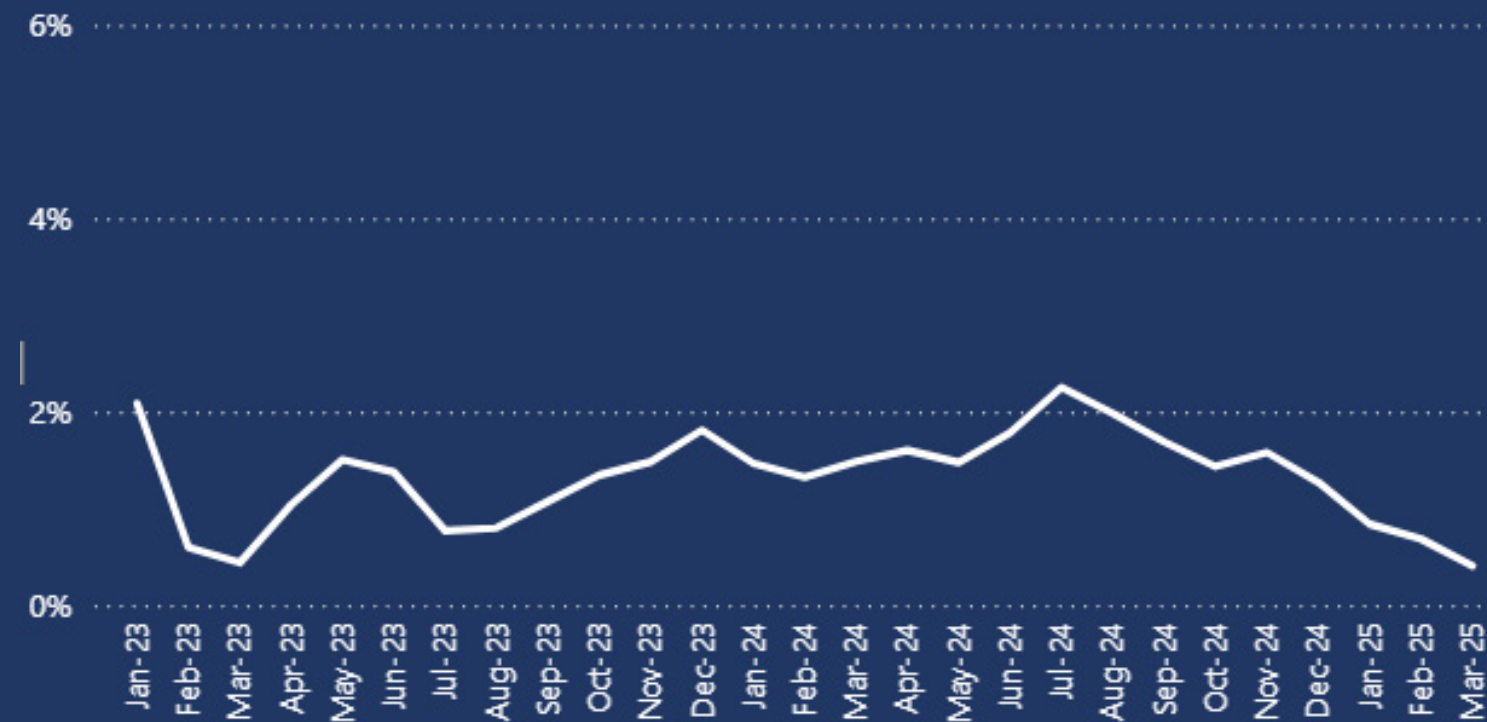
Unemployment Rates (%)

Month	2024	2025	United States	California	Riverside County
March	3.80	4.20	5.10	5.30	4.90
Year					

Initial Jobless Claims by Month-Year



Riverside MSA Non Farm Payroll (%Change)



COMPLIANCE STATEMENT

The Treasurer's Pooled Investment Fund was in full compliance with the County of Riverside Treasurer's Statement of Investment Policy. The County's Statement of Investment Policy is more restrictive than California State Government Code 53646. The County's Investment Policy is reviewed annually by the County of Riverside's Oversight Committee and approved by the Board of Supervisors.

Since its inception, the Treasurer's Pooled Investment Fund has been in full compliance with the Treasurer's Statement of Investment Policy.

Investment Category	Gov. Authorized % Limit	Gov. Code Maximum Maturity	Gov. Ratings	Co. Authorized % Limit	Co. Maximum Maturity	Co. Ratings	Pool Principal %
U.S. TREASURIES	NO LIMIT	5 YEARS	NA	100%	5 YEARS	NA	10.15%
REVERSE REPOS	20%	92 DAYS	NA	10%	60 DAYS	NA	
REPURCHASE AGREEMENTS (REPO)	NO LIMIT	1 YEARS	NA	40% max, 25% in term repo over 7 days	45 DAYS	NA	4.98%
NEGOTIABLE CERTIFICATE OF DEPOSITS & COLLATERALIZED TIME DEPOSITS (NCD & TCD)	30%	5 YEARS	NA	20%	2 YEAR	A1/P1/F1	14.44%
MUNICIPAL BONDS (MUNI)	NO LIMIT	5 YEARS	NA	15%	5 YEARS	AA-/Aa3/AA-	0.79%
MONEY MARKET MUTUAL FUNDS (MMF)	20%	60 DAYS (1)	AAA/Aaa (2)	20%	DAILY LIQUIDITY	AAA by 2 Of 3 RATINGS AGC.	6.40%
MEDIUM TERM NOTES (MTNO) CORPORATE NOTES	30%	5 YEARS	A	20%	4 YEARS	A/A2/A	3.26%
LOCAL AGENCY OBLIGATIONS (LAO)	NO LIMIT	5 YEARS	NA	2.5%	3 YEARS	INVESTMENT GRADE	
LOCAL AGENCY INVESTMENT FUND (LAIF)	NA	NA	NA	Max \$50 million	DAILY LIQUIDITY	NA	
INT'L BANK FOR RECONSTRUCTION AND DEVELOPMENT, INT'L FINANCE CORPORATION, AND INTER-AMERICAN DEVELOPMENT BANK	NA	NA	NA	20%	5 YEARS	AA/Aa/AA	1.27%
FEDERAL AGENCIES	NO LIMIT	5 YEARS	AAA	100%	5 YEARS	NA	41.57%
COMMERCIAL PAPER (CP)	40%	270 DAYS	A1/P1	40%	270 DAYS	A1/P1/F1	16.60%
CASH/DEPOSIT ACCOUNT	NA	NA	NA	NA	NA	NA	
CALTRUST SHORT TERM FUND	NA	NA	NA	1%	DAILY LIQUIDITY	NA	0.54%
Total							100.00%





INVESTMENT TEAM

The sound investment of public funds, fair, efficient tax collection, and exceptional public service

Matthew Jennings

Treasurer-Tax Collector

Giovane Pizano

Assistant Treasurer-Tax Collector

John Byerly

Chief Investment Officer

Steve Faeth

Senior Investment Officer

Isela Licea

Investment Officer



The sound investment of public funds, fair, efficient tax collection, and exceptional public service

COUNTY OF RIVERSIDE
TREASURER-TAX COLLECTOR
CAPITAL MARKETS
COUNTY ADMINISTRATIVE CENTER
4080 LEMON STREET, 4TH FLOOR,
RIVERSIDE, CA 92501



<https://countytreasurer.org/>



<https://www.facebook.com/profile.php?id=61551938128471>



<https://instagram.com/rivcotte>



rcttc@rivco.org



SCAN QR CODE TO
Explore our Website



Jessica Roberson
Content Creator



Paola Vertiz
Managing Editor



Agency
AGCY BOND

Cusip	Description	Yield	Market Price	Final Maturity	Par Value	Market Value	Book Value	Net Unrealized Gain/Loss
3130B5W79	FEDERAL HOME LOAN BANKS	5.000	100.0305	04/26/2030	25,000,000.00	25,007,625.00	25,000,000.00	7,625.00
3133ETDZ7	FEDERAL FARM CREDIT BANKS FUNDING CORP	4.590	100.1455	04/22/2030	10,000,000.00	10,014,550.00	10,000,000.00	14,550.00
3130B5VZ8	FEDERAL HOME LOAN BANKS	5.151	100.0218	04/16/2030	14,000,000.00	14,003,052.00	14,000,000.00	3,052.00
3136GAFZ7	FEDERAL NATIONAL MORTGAGE ASSOCIATION	5.000	100.0095	04/11/2030	25,000,000.00	25,002,375.00	25,000,000.00	2,375.00
3136GAFB0	FEDERAL NATIONAL MORTGAGE ASSOCIATION	4.556	99.7292	04/09/2030	25,000,000.00	24,932,300.00	24,938,253.01	(5,200.00)
3136GA3W7	FEDERAL NATIONAL MORTGAGE ASSOCIATION	5.000	100.0394	12/13/2029	10,000,000.00	10,003,940.00	10,000,000.00	3,940.00
3133ERJ28	FEDERAL FARM CREDIT BANKS FUNDING CORP	4.760	100.1304	12/10/2029	15,000,000.00	15,019,560.00	15,000,000.00	19,560.00
31424WRN4	FEDERAL AGRICULTURAL MORTGAGE CORP	4.653	100.7621	11/27/2029	15,000,000.00	15,114,315.00	14,992,175.77	122,865.00
31424WRG9	FEDERAL AGRICULTURAL MORTGAGE CORP	4.550	101.2786	11/26/2029	20,000,000.00	20,255,720.00	20,000,000.00	255,720.00
3130B3LE1	FEDERAL HOME LOAN BANKS	4.420	100.6180	11/05/2029	15,000,000.00	15,092,700.00	15,000,000.00	92,700.00
3133EK4C7	FEDERAL FARM CREDIT BANKS FUNDING CORP	4.347	92.6382	10/29/2029	15,000,000.00	13,895,730.00	13,691,768.08	345,780.00
3130B5VQ8	FEDERAL HOME LOAN BANKS	4.750	100.0572	10/29/2029	10,000,000.00	10,005,720.00	10,000,000.00	5,720.00
3130B2Z32	FEDERAL HOME LOAN BANKS	5.000	100.0346	10/01/2029	35,000,000.00	35,012,110.00	35,000,000.00	12,110.00
3130B2KZ7	FEDERAL HOME LOAN BANKS	5.000	100.0066	09/11/2029	11,247,674.41	11,248,416.76	11,247,674.41	742.35
3133ERPS4	FEDERAL FARM CREDIT BANKS FUNDING CORP	3.732	99.9259	08/15/2029	10,000,000.00	9,992,590.00	10,006,951.10	(15,510.00)
3130B2HC2	FEDERAL HOME LOAN BANKS	4.200	99.7592	08/13/2029	20,000,000.00	19,951,840.00	20,000,000.00	(48,160.00)
3130B25S0	FEDERAL HOME LOAN BANKS	4.710	100.7121	07/30/2029	15,000,000.00	15,106,815.00	15,000,000.00	106,815.00
3133ETEX1	FEDERAL FARM CREDIT BANKS FUNDING CORP	4.440	100.0735	04/30/2029	10,000,000.00	10,007,350.00	10,000,000.00	7,350.00
3130B0TF6	FEDERAL HOME LOAN BANKS	4.750	101.4576	04/09/2029	10,000,000.00	10,145,760.00	10,000,000.00	145,760.00
3133ETBK2	FEDERAL FARM CREDIT BANKS FUNDING CORP	4.580	100.2131	04/02/2029	25,000,000.00	25,053,275.00	25,000,000.00	53,275.00
3133ETBK2	FEDERAL FARM CREDIT BANKS FUNDING CORP	4.501	100.2131	04/02/2029	16,000,000.00	16,034,096.00	16,011,107.44	22,096.00
3133EP5U5	FEDERAL FARM CREDIT BANKS FUNDING CORP	4.238	101.3491	03/20/2029	25,000,000.00	25,337,275.00	24,901,241.04	463,525.00
3133ER6T3	FEDERAL FARM CREDIT BANKS FUNDING CORP	4.535	100.1141	03/12/2029	25,000,000.00	25,028,525.00	24,986,720.57	42,275.00
3133ER5D9	FEDERAL FARM CREDIT BANKS FUNDING CORP	4.490	100.7974	03/05/2029	10,000,000.00	10,079,740.00	10,000,000.00	79,740.00
3133ER5H0	FEDERAL FARM CREDIT BANKS FUNDING CORP	4.700	100.2877	03/05/2029	10,000,000.00	10,028,770.00	10,000,000.00	28,770.00
3133ER3L3	FEDERAL FARM CREDIT BANKS FUNDING CORP	4.731	100.2792	02/13/2029	10,000,000.00	10,027,920.00	9,985,672.88	42,920.00
3130AYRY4	FEDERAL HOME LOAN BANKS	4.625	100.1267	02/02/2029	10,000,000.00	10,012,670.00	10,000,000.00	12,670.00
3130B4ND9	FEDERAL HOME LOAN BANKS	5.000	100.4593	01/30/2029	24,780,000.00	24,893,814.54	24,780,000.00	113,814.54
3133ERF48	FEDERAL FARM CREDIT BANKS FUNDING CORP	4.785	100.0673	12/04/2028	10,375,000.00	10,381,982.38	10,369,871.80	12,688.63
3130B3LA9	FEDERAL HOME LOAN BANKS	4.428	100.2622	11/06/2028	15,000,000.00	15,039,330.00	15,000,000.00	39,330.00
3130AXQC5	FEDERAL HOME LOAN BANKS	5.210	101.8898	11/03/2028	25,000,000.00	25,472,450.00	25,000,000.00	472,450.00
3133EPYT6	FEDERAL FARM CREDIT BANKS FUNDING CORP	5.520	100.4877	10/20/2028	25,000,000.00	25,121,925.00	25,000,000.00	121,925.00
3130AXL48	FEDERAL HOME LOAN BANKS	5.300	101.8722	10/20/2028	40,000,000.00	40,748,880.00	40,000,000.00	748,880.00
3130B5VA3	FEDERAL HOME LOAN BANKS	4.000	99.5886	10/16/2028	10,000,000.00	9,958,860.00	10,000,000.00	(41,140.00)
3133ETCB1	FEDERAL FARM CREDIT BANKS FUNDING CORP	4.670	99.7323	10/10/2028	25,000,000.00	24,933,075.00	25,000,000.00	(66,925.00)
3133EPXE0	FEDERAL FARM CREDIT BANKS FUNDING CORP	5.480	100.4136	10/02/2028	10,000,000.00	10,041,360.00	10,000,000.00	41,360.00
3133EPXE0	FEDERAL FARM CREDIT BANKS FUNDING CORP	5.539	100.4136	10/02/2028	25,000,000.00	25,103,400.00	24,956,359.53	167,150.00
3133EPWM3	FEDERAL FARM CREDIT BANKS FUNDING CORP	5.040	101.4554	09/22/2028	25,000,000.00	25,363,850.00	25,000,000.00	363,850.00
3130B2S30	FEDERAL HOME LOAN BANKS	4.650	99.8832	09/18/2028	25,000,000.00	24,970,800.00	25,000,000.00	(29,200.00)
3130B2U37	FEDERAL HOME LOAN BANKS	4.000	99.6344	09/18/2028	10,000,000.00	9,963,440.00	10,000,000.00	(36,560.00)
3130AWTR1	FEDERAL HOME LOAN BANKS	4.346	102.1300	09/08/2028	5,000,000.00	5,106,500.00	5,004,093.38	100,400.00
3134HAHE6	FEDERAL HOME LOAN MORTGAGE CORP	4.481	99.7196	08/28/2028	25,000,000.00	24,929,900.00	25,000,000.00	(70,100.00)
3133EPTA3	FEDERAL FARM CREDIT BANKS FUNDING CORP	5.300	100.1639	08/14/2028	25,000,000.00	25,040,975.00	24,863,217.58	244,725.00
3133ERPK1	FEDERAL FARM CREDIT BANKS FUNDING CORP	4.698	99.7803	08/14/2028	10,000,000.00	9,978,030.00	9,991,734.34	(11,970.00)
3133ERPK1	FEDERAL FARM CREDIT BANKS FUNDING CORP	4.698	99.7803	08/14/2028	24,925,000.00	24,870,239.78	24,904,397.85	(29,835.23)
3134HA4S9	FEDERAL HOME LOAN MORTGAGE CORP	4.550	100.6764	07/28/2028	3,250,000.00	3,271,983.00	3,250,000.00	21,983.00
3130B23Z6	FEDERAL HOME LOAN BANKS	4.650	100.6621	07/24/2028	15,000,000.00	15,099,315.00	15,000,000.00	99,315.00
3133EPNH4	FEDERAL FARM CREDIT BANKS FUNDING CORP	4.171	100.5330	06/21/2028	15,000,000.00	15,079,950.00	14,875,147.88	277,950.00
3134HAN58	FEDERAL HOME LOAN MORTGAGE CORP	4.650	100.0262	06/16/2028	9,725,000.00	9,727,547.95	9,725,000.00	2,547.95
3130AVVX7	FEDERAL HOME LOAN BANKS	3.892	100.1647	06/09/2028	10,000,000.00	10,016,470.00	9,959,868.09	81,070.00

3130AWC24	FEDERAL HOME LOAN BANKS	3.987	100.8917	06/09/2028	10,000,000.00	10,089,170.00	10,003,412.50	83,710.00
3133EPLE3	FEDERAL FARM CREDIT BANKS FUNDING CORP	4.727	99.9090	05/30/2028	10,000,000.00	9,990,900.00	9,984,589.04	15,900.00
3133EPLE3	FEDERAL FARM CREDIT BANKS FUNDING CORP	4.775	99.9090	05/30/2028	9,276,000.00	9,267,558.84	9,249,420.10	34,228.44
3130AW2R0	FEDERAL HOME LOAN BANKS	4.950	100.0357	05/23/2028	10,000,000.00	10,003,570.00	10,000,000.00	3,570.00
3133EPJS5	FEDERAL FARM CREDIT BANKS FUNDING CORP	4.290	99.4959	05/16/2028	25,000,000.00	24,873,975.00	25,000,000.00	(126,025.00)
3133EPJS5	FEDERAL FARM CREDIT BANKS FUNDING CORP	4.290	99.4959	05/16/2028	25,000,000.00	24,873,975.00	25,000,000.00	(126,025.00)
3133EPGW9	FEDERAL FARM CREDIT BANKS FUNDING CORP	3.784	100.5389	04/25/2028	10,000,000.00	10,053,890.00	10,024,580.19	12,690.00
3133ETDF1	FEDERAL FARM CREDIT BANKS FUNDING CORP	4.577	99.7716	04/17/2028	25,000,000.00	24,942,900.00	24,981,301.84	(38,350.00)
3133ERWL1	FEDERAL FARM CREDIT BANKS FUNDING CORP	4.537	99.6982	04/07/2028	25,000,000.00	24,924,550.00	24,934,941.27	2,050.00
3130B0PN3	FEDERAL HOME LOAN BANKS	4.780	100.6191	04/06/2028	20,000,000.00	20,123,820.00	20,000,000.00	123,820.00
3133EPEK7	FEDERAL FARM CREDIT BANKS FUNDING CORP	4.620	99.8184	04/03/2028	10,000,000.00	9,981,840.00	10,000,000.00	(18,160.00)
3136GACA5	FEDERAL NATIONAL MORTGAGE ASSOCIATION	4.700	99.9846	02/28/2028	10,000,000.00	9,998,460.00	10,000,000.00	(1,540.00)
3136GAC31	FEDERAL NATIONAL MORTGAGE ASSOCIATION	4.630	100.2513	02/25/2028	20,000,000.00	20,050,260.00	20,000,000.00	50,260.00
3134HA6J7	FEDERAL HOME LOAN MORTGAGE CORP	4.759	99.9818	02/14/2028	20,000,000.00	19,996,360.00	19,995,317.10	1,360.00
3133ER3X7	FEDERAL FARM CREDIT BANKS FUNDING CORP	4.530	100.1609	02/11/2028	10,000,000.00	10,016,090.00	10,000,000.00	16,090.00
3133ER3X7	FEDERAL FARM CREDIT BANKS FUNDING CORP	4.530	100.1609	02/11/2028	25,000,000.00	25,040,225.00	25,000,000.00	40,225.00
3130B4TP6	FEDERAL HOME LOAN BANKS	4.550	100.1115	02/10/2028	10,000,000.00	10,011,150.00	10,000,000.00	11,150.00
3130AYVC7	FEDERAL HOME LOAN BANKS	4.625	100.2423	02/09/2028	10,000,000.00	10,024,230.00	10,000,000.00	24,230.00
3134GYG97	FEDERAL HOME LOAN MORTGAGE CORP	4.180	99.4013	02/07/2028	25,000,000.00	24,850,325.00	25,000,000.00	(149,675.00)
3133ERZ20	FEDERAL FARM CREDIT BANKS FUNDING CORP	4.635	100.1804	01/28/2028	25,000,000.00	25,045,100.00	24,996,568.49	48,850.00
3133ERZ20	FEDERAL FARM CREDIT BANKS FUNDING CORP	4.630	100.1804	01/28/2028	6,750,000.00	6,762,177.00	6,750,000.00	12,177.00
3133ERW31	FEDERAL FARM CREDIT BANKS FUNDING CORP	4.429	100.8749	01/27/2028	25,000,000.00	25,218,725.00	25,000,000.00	218,725.00
3133ETEC7	FEDERAL FARM CREDIT BANKS FUNDING CORP	4.549	99.7770	01/24/2028	10,000,000.00	9,977,700.00	9,988,175.54	(10,440.00)
3133ERLN9	FEDERAL FARM CREDIT BANKS FUNDING CORP	5.050	100.1368	01/18/2028	10,000,000.00	10,013,680.00	10,000,000.00	13,680.00
3133ERLN9	FEDERAL FARM CREDIT BANKS FUNDING CORP	5.050	100.1368	01/18/2028	10,000,000.00	10,013,680.00	10,000,000.00	13,680.00
3133EN5N6	FEDERAL FARM CREDIT BANKS FUNDING CORP	4.000	100.7994	01/06/2028	25,000,000.00	25,199,850.00	25,000,000.00	199,850.00
3133EN5N6	FEDERAL FARM CREDIT BANKS FUNDING CORP	3.713	100.7994	01/06/2028	20,000,000.00	20,159,880.00	20,139,549.39	(96,720.00)
3133EN5N6	FEDERAL FARM CREDIT BANKS FUNDING CORP	3.757	100.7994	01/06/2028	18,000,000.00	18,143,892.00	18,105,781.23	(50,508.00)
3133EN5N6	FEDERAL FARM CREDIT BANKS FUNDING CORP	3.530	100.7994	01/06/2028	10,000,000.00	10,079,940.00	10,114,787.54	(130,660.00)
3134GYCF7	FEDERAL HOME LOAN MORTGAGE CORP	4.510	99.9080	12/30/2027	25,000,000.00	24,977,000.00	25,000,000.00	(23,000.00)
3130B42Y6	FEDERAL HOME LOAN BANKS	4.500	99.9895	12/23/2027	10,000,000.00	9,998,950.00	10,000,000.00	(1,050.00)
3133EN4S6	FEDERAL FARM CREDIT BANKS FUNDING CORP	3.896	100.0954	12/22/2027	15,000,000.00	15,014,310.00	14,947,997.81	112,710.00
3133ERK26	FEDERAL FARM CREDIT BANKS FUNDING CORP	4.460	99.9412	12/16/2027	10,000,000.00	9,994,120.00	10,000,000.00	(5,880.00)
3134HAM91	FEDERAL HOME LOAN MORTGAGE CORP	4.700	100.0269	12/13/2027	25,000,000.00	25,006,725.00	25,000,000.00	6,725.00
3130ATUS4	FEDERAL HOME LOAN BANKS	3.796	101.3961	12/10/2027	25,000,000.00	25,349,025.00	25,266,594.44	(161,225.00)
3130ATUS4	FEDERAL HOME LOAN BANKS	4.002	101.3961	12/10/2027	50,000,000.00	50,698,050.00	50,288,876.48	149,700.00
3130ATUS4	FEDERAL HOME LOAN BANKS	4.036	101.3961	12/10/2027	15,000,000.00	15,209,415.00	15,074,621.80	67,845.00
3133ERE23	FEDERAL FARM CREDIT BANKS FUNDING CORP	4.356	100.5653	12/02/2027	10,000,000.00	10,056,530.00	9,991,369.86	66,530.00
3133EN3H1	FEDERAL FARM CREDIT BANKS FUNDING CORP	4.080	100.7719	11/29/2027	25,000,000.00	25,192,975.00	24,953,757.27	282,613.25
3133EN3H1	FEDERAL FARM CREDIT BANKS FUNDING CORP	4.077	100.7719	11/29/2027	25,000,000.00	25,192,975.00	24,955,621.28	279,000.00
3133EN3H1	FEDERAL FARM CREDIT BANKS FUNDING CORP	4.061	100.7719	11/29/2027	25,000,000.00	25,192,975.00	24,964,662.10	261,475.00
3134HAF40	FEDERAL HOME LOAN MORTGAGE CORP	4.700	100.1083	11/26/2027	25,000,000.00	25,027,075.00	25,000,000.00	27,075.00
31422XQ70	FEDERAL AGRICULTURAL MORTGAGE CORP	4.050	100.7662	11/22/2027	12,000,000.00	12,091,944.00	12,000,000.00	91,944.00
3133ERZS3	FEDERAL FARM CREDIT BANKS FUNDING CORP	4.550	99.9531	11/12/2027	10,000,000.00	9,995,310.00	10,000,000.00	(4,690.00)
3133ERZS3	FEDERAL FARM CREDIT BANKS FUNDING CORP	4.613	99.9531	11/12/2027	15,000,000.00	14,992,965.00	14,977,682.67	19,215.00
3133ERZS3	FEDERAL FARM CREDIT BANKS FUNDING CORP	4.567	99.9531	11/12/2027	25,000,000.00	24,988,275.00	24,989,061.02	775.00
3135GAYP0	FEDERAL NATIONAL MORTGAGE ASSOCIATION	4.605	99.7605	11/03/2027	10,000,000.00	9,976,050.00	9,975,629.36	5,050.00
3135GAXB2	FEDERAL NATIONAL MORTGAGE ASSOCIATION	4.400	100.0215	10/28/2027	15,000,000.00	15,003,225.00	15,000,000.00	3,225.00
3133ERYJ4	FEDERAL FARM CREDIT BANKS FUNDING CORP	4.396	99.7340	10/28/2027	15,000,000.00	14,960,100.00	14,987,534.25	(24,900.00)
3133ERYJ4	FEDERAL FARM CREDIT BANKS FUNDING CORP	4.414	99.7340	10/28/2027	10,000,000.00	9,973,400.00	9,987,534.25	(11,600.00)
3133ENW63	FEDERAL FARM CREDIT BANKS FUNDING CORP	4.284	101.2314	10/27/2027	5,000,000.00	5,061,570.00	5,010,080.64	41,320.00
3133ENW63	FEDERAL FARM CREDIT BANKS FUNDING CORP	4.195	101.2314	10/27/2027	3,715,000.00	3,760,746.51	3,729,877.02	15,877.91
3133ENW63	FEDERAL FARM CREDIT BANKS FUNDING CORP	4.252	101.2314	10/27/2027	15,000,000.00	15,184,710.00	15,041,077.22	102,420.00

31422XM90	FEDERAL AGRICULTURAL MORTGAGE CORP	4.320	101.3744	10/21/2027	5,000,000.00	5,068,720.00	5,000,000.00	68,720.00
31422XM90	FEDERAL AGRICULTURAL MORTGAGE CORP	4.320	101.3744	10/21/2027	5,000,000.00	5,068,720.00	5,000,000.00	68,720.00
31422XM90	FEDERAL AGRICULTURAL MORTGAGE CORP	4.320	101.3744	10/21/2027	5,000,000.00	5,068,720.00	5,000,000.00	68,720.00
3133ERXY2	FEDERAL FARM CREDIT BANKS FUNDING CORP	4.000	99.8970	10/21/2027	20,000,000.00	19,979,400.00	20,000,000.00	(20,600.00)
3133ERXY2	FEDERAL FARM CREDIT BANKS FUNDING CORP	4.000	99.8970	10/21/2027	10,000,000.00	9,989,700.00	10,000,000.00	(10,300.00)
3130B3DA8	FEDERAL HOME LOAN BANKS	4.375	99.9993	10/15/2027	10,000,000.00	9,999,930.00	10,000,000.00	(70.00)
3133ENS50	FEDERAL FARM CREDIT BANKS FUNDING CORP	4.231	101.0274	10/14/2027	23,775,000.00	24,019,264.35	23,719,900.75	356,553.67
3130B0Q77	FEDERAL HOME LOAN BANKS	5.000	100.2831	10/08/2027	10,000,000.00	10,028,310.00	10,000,000.00	28,310.00
3134HAQA4	FEDERAL HOME LOAN MORTGAGE CORP	4.290	99.4103	10/08/2027	23,750,000.00	23,609,946.25	23,571,373.24	73,696.25
3130B5UE6	FEDERAL HOME LOAN BANKS	4.093	99.4177	10/08/2027	15,000,000.00	14,912,655.00	14,967,831.33	(54,345.00)
3133EPH81	FEDERAL FARM CREDIT BANKS FUNDING CORP	4.500	101.8543	10/04/2027	25,000,000.00	25,463,575.00	25,000,949.29	462,075.00
3130ATEF0	FEDERAL HOME LOAN BANKS	4.250	99.7116	09/30/2027	15,000,000.00	14,956,740.00	15,000,000.00	(43,260.00)
3130ATBV8	FEDERAL HOME LOAN BANKS	4.150	101.0339	09/29/2027	5,000,000.00	5,051,695.00	5,000,000.00	51,695.00
3130ATBV8	FEDERAL HOME LOAN BANKS	4.150	101.0339	09/29/2027	5,000,000.00	5,051,695.00	5,000,000.00	51,695.00
3130ATBV8	FEDERAL HOME LOAN BANKS	4.150	101.0339	09/29/2027	7,225,000.00	7,299,699.28	7,225,000.00	74,699.28
3133ENQ29	FEDERAL FARM CREDIT BANKS FUNDING CORP	4.122	100.6910	09/29/2027	15,000,000.00	15,103,650.00	14,960,593.83	185,325.00
3130AXEN4	FEDERAL HOME LOAN BANKS	4.779	102.5198	09/29/2027	15,000,000.00	15,377,970.00	15,006,783.88	366,720.00
3130ATET0	FEDERAL HOME LOAN BANKS	3.702	100.0051	09/27/2027	20,000,000.00	20,001,020.00	19,999,037.24	3,020.00
3133ENL99	FEDERAL FARM CREDIT BANKS FUNDING CORP	3.467	99.2730	09/15/2027	10,000,000.00	9,927,300.00	9,980,105.53	(30,800.00)
3133ENL99	FEDERAL FARM CREDIT BANKS FUNDING CORP	3.830	99.2730	09/15/2027	10,000,000.00	9,927,300.00	9,902,580.09	131,690.80
3130ATHW0	FEDERAL HOME LOAN BANKS	4.239	100.9552	09/10/2027	2,000,000.00	2,019,104.00	1,995,181.64	29,132.00
3130ATHW0	FEDERAL HOME LOAN BANKS	4.241	100.9552	09/10/2027	3,000,000.00	3,028,656.00	2,992,691.74	43,866.00
3133ER6M8	FEDERAL FARM CREDIT BANKS FUNDING CORP	4.510	99.9492	09/07/2027	25,000,000.00	24,987,300.00	25,000,000.00	(12,700.00)
3133ERRA1	FEDERAL FARM CREDIT BANKS FUNDING CORP	4.580	99.9191	08/27/2027	15,000,000.00	14,987,865.00	15,000,000.00	(12,135.00)
3133ERRA1	FEDERAL FARM CREDIT BANKS FUNDING CORP	4.580	99.9191	08/27/2027	10,000,000.00	9,991,910.00	10,000,000.00	(8,090.00)
3134HBAR2	FEDERAL HOME LOAN MORTGAGE CORP	4.378	99.8816	08/25/2027	25,000,000.00	24,970,400.00	24,930,351.26	45,400.00
3134HBAR2	FEDERAL HOME LOAN MORTGAGE CORP	4.378	99.8816	08/25/2027	25,000,000.00	24,970,400.00	24,930,351.26	45,400.00
3130B2H40	FEDERAL HOME LOAN BANKS	4.680	100.0179	08/23/2027	25,000,000.00	25,004,475.00	25,000,000.00	4,475.00
3133ERNP2	FEDERAL FARM CREDIT BANKS FUNDING CORP	3.830	100.6485	08/06/2027	5,000,000.00	5,032,425.00	5,017,971.64	8,825.00
3133ENB33	FEDERAL FARM CREDIT BANKS FUNDING CORP	3.075	98.6324	07/19/2027	10,000,000.00	9,863,240.00	9,994,904.98	(125,260.00)
3134GXZW7	FEDERAL HOME LOAN MORTGAGE CORP	4.250	99.9713	06/30/2027	10,000,000.00	9,997,130.00	10,000,000.00	(2,870.00)
3130AUAP9	FEDERAL HOME LOAN BANKS	4.450	99.9720	06/30/2027	25,000,000.00	24,993,000.00	25,000,000.00	(7,000.00)
3130ASDV8	FEDERAL HOME LOAN BANKS	3.300	99.1812	06/28/2027	10,000,000.00	9,918,120.00	10,000,000.00	(81,880.00)
3133EPMV4	FEDERAL FARM CREDIT BANKS FUNDING CORP	4.133	100.8632	06/15/2027	7,225,000.00	7,287,366.20	7,223,846.40	64,540.92
3133EPMV4	FEDERAL FARM CREDIT BANKS FUNDING CORP	4.133	100.8632	06/15/2027	15,000,000.00	15,129,480.00	14,997,612.94	133,980.00
3130ASGU7	FEDERAL HOME LOAN BANKS	3.095	99.6014	06/11/2027	10,000,000.00	9,960,140.00	10,078,733.11	(223,060.00)
3130AWBZ2	FEDERAL HOME LOAN BANKS	4.000	100.8591	06/11/2027	8,260,000.00	8,330,961.66	8,279,871.67	33,048.26
3130AWBZ2	FEDERAL HOME LOAN BANKS	4.055	100.8591	06/11/2027	10,000,000.00	10,085,910.00	10,013,491.18	60,310.00
3130AS3F4	FEDERAL HOME LOAN BANKS	3.770	99.3569	05/26/2027	10,000,000.00	9,935,690.00	10,000,000.00	(64,310.00)
3133ERDS7	FEDERAL FARM CREDIT BANKS FUNDING CORP	4.583	102.0258	05/06/2027	10,000,000.00	10,202,580.00	10,030,865.77	158,780.00
3130ARSF9	FEDERAL HOME LOAN BANKS	3.000	98.6722	04/29/2027	10,000,000.00	9,867,220.00	10,000,000.00	(132,780.00)
3130ARPV7	FEDERAL HOME LOAN BANKS	3.500	99.0265	04/28/2027	10,000,000.00	9,902,650.00	10,000,000.00	(97,350.00)
3133ENV9	FEDERAL FARM CREDIT BANKS FUNDING CORP	2.913	98.4401	04/26/2027	10,000,000.00	9,844,010.00	9,993,012.05	(138,390.00)
3133EN6V7	FEDERAL FARM CREDIT BANKS FUNDING CORP	3.606	99.8636	04/26/2027	8,000,000.00	7,989,088.00	8,002,916.83	(17,152.00)
3133EN6V7	FEDERAL FARM CREDIT BANKS FUNDING CORP	3.623	99.8636	04/26/2027	2,000,000.00	1,997,272.00	2,000,128.08	(3,002.00)
3133EN6V7	FEDERAL FARM CREDIT BANKS FUNDING CORP	3.744	99.8636	04/26/2027	4,820,000.00	4,813,425.52	4,809,658.44	15,549.32
3130ARHX2	FEDERAL HOME LOAN BANKS	3.000	98.3871	03/25/2027	10,000,000.00	9,838,710.00	10,000,000.00	(161,290.00)
3130ARHX2	FEDERAL HOME LOAN BANKS	3.000	98.3871	03/25/2027	10,000,000.00	9,838,710.00	10,000,000.00	(161,290.00)
3130ARHX2	FEDERAL HOME LOAN BANKS	3.000	98.3871	03/25/2027	10,000,000.00	9,838,710.00	10,000,000.00	(161,290.00)
3134HBF8	FEDERAL HOME LOAN MORTGAGE CORP	4.280	100.1415	03/25/2027	25,000,000.00	25,035,375.00	25,000,000.00	35,375.00
3130AR6U0	FEDERAL HOME LOAN BANKS	2.500	97.5876	03/22/2027	5,000,000.00	4,879,380.00	5,000,000.00	(120,620.00)
3130B5K64	FEDERAL HOME LOAN BANKS	4.054	100.5369	03/10/2027	10,000,000.00	10,053,690.00	9,990,474.38	63,890.00
3130B5K64	FEDERAL HOME LOAN BANKS	4.054	100.5369	03/10/2027	5,000,000.00	5,026,845.00	4,995,237.19	31,945.00

3130B5K64	FEDERAL HOME LOAN BANKS	4.054	100.5369	03/10/2027	6,500,000.00	6,534,898.50	6,493,808.35	41,528.50
3130B5K64	FEDERAL HOME LOAN BANKS	4.054	100.5369	03/10/2027	10,000,000.00	10,053,690.00	9,990,474.38	63,890.00
3133ER4Y4	FEDERAL FARM CREDIT BANKS FUNDING CORP	4.490	99.9526	02/26/2027	10,000,000.00	9,995,260.00	10,000,000.00	(4,740.00)
3130AQRQ8	FEDERAL HOME LOAN BANKS	2.000	96.8624	02/25/2027	10,000,000.00	9,686,240.00	10,000,000.00	(313,760.00)
3130AQRH8	FEDERAL HOME LOAN BANKS	2.000	96.8624	02/25/2027	5,000,000.00	4,843,120.00	5,000,000.00	(156,880.00)
3130AQRH8	FEDERAL HOME LOAN BANKS	2.000	96.8624	02/25/2027	5,000,000.00	4,843,120.00	5,000,000.00	(156,880.00)
3130ALED2	FEDERAL HOME LOAN BANKS	2.050	95.1476	02/24/2027	15,000,000.00	14,272,140.00	14,734,509.93	(3,360.00)
3130ALED2	FEDERAL HOME LOAN BANKS	3.001	95.1476	02/24/2027	20,000,000.00	19,029,520.00	19,332,423.70	709,520.00
3130AL2X1	FEDERAL HOME LOAN BANKS	3.001	94.9025	02/17/2027	10,000,000.00	9,490,250.00	9,642,274.70	432,750.00
3130AKYH3	FEDERAL HOME LOAN BANKS	1.746	94.9180	02/10/2027	10,000,000.00	9,491,800.00	9,844,539.44	(71,475.40)
3130AQHS5	FEDERAL HOME LOAN BANKS	1.984	96.4760	01/28/2027	10,000,000.00	9,647,600.00	9,952,990.88	(218,900.00)
3130AQHS5	FEDERAL HOME LOAN BANKS	2.086	96.4760	01/28/2027	20,000,000.00	19,295,200.00	19,872,529.18	(344,800.00)
3130AQKM4	FEDERAL HOME LOAN BANKS	1.750	96.5909	01/28/2027	11,250,000.00	10,866,476.25	11,250,000.00	(383,523.75)
3133ENLZ1	FEDERAL FARM CREDIT BANKS FUNDING CORP	1.860	96.6477	01/26/2027	10,000,000.00	9,664,770.00	9,986,758.61	(297,320.00)
3130AYPN0	FEDERAL HOME LOAN BANKS	4.207	100.7302	01/15/2027	20,000,000.00	20,146,040.00	19,974,048.06	191,040.00
3133ENKG4	FEDERAL FARM CREDIT BANKS FUNDING CORP	1.908	96.1828	01/11/2027	10,000,000.00	9,618,280.00	9,929,310.34	(176,720.00)
3130AQAY9	FEDERAL HOME LOAN BANKS	1.500	96.3438	12/30/2026	25,000,000.00	24,085,950.00	25,000,000.00	(914,050.00)
3130AQF65	FEDERAL HOME LOAN BANKS	1.306	96.1733	12/21/2026	10,000,000.00	9,617,330.00	9,991,134.80	(355,660.00)
3133ERL66	FEDERAL FARM CREDIT BANKS FUNDING CORP	4.775	100.0365	12/18/2026	15,000,000.00	15,005,475.00	15,000,000.00	5,475.00
3133ERK75	FEDERAL FARM CREDIT BANKS FUNDING CORP	4.770	100.0522	12/16/2026	25,000,000.00	25,013,050.00	25,000,000.00	13,050.00
3130B46H9	FEDERAL HOME LOAN BANKS	4.759	100.0363	12/16/2026	25,000,000.00	25,009,075.00	25,000,000.00	9,075.00
3130B46H9	FEDERAL HOME LOAN BANKS	4.759	100.0363	12/16/2026	10,000,000.00	10,003,630.00	10,000,000.00	3,630.00
3133EN4G2	FEDERAL FARM CREDIT BANKS FUNDING CORP	3.923	100.3452	12/15/2026	25,000,000.00	25,086,300.00	25,006,189.77	71,050.00
3130ATVE4	FEDERAL HOME LOAN BANKS	3.986	101.2106	12/11/2026	5,000,000.00	5,060,530.00	5,037,799.12	(34,770.00)
3130B3ZF3	FEDERAL HOME LOAN BANKS	4.764	100.0360	12/11/2026	25,000,000.00	25,009,000.00	25,000,000.00	9,000.00
3130B3ZF3	FEDERAL HOME LOAN BANKS	4.764	100.0360	12/11/2026	25,000,000.00	25,009,000.00	25,000,000.00	9,000.00
3135G1AB7	FEDERAL NATIONAL MORTGAGE ASSOCIATION	4.758	100.0439	12/11/2026	5,000,000.00	5,002,195.00	5,000,000.00	2,195.00
3130APWW1	FEDERAL HOME LOAN BANKS	1.503	96.5127	11/24/2026	20,000,000.00	19,302,540.00	19,999,056.62	(694,460.00)
3133ENEM8	FEDERAL FARM CREDIT BANKS FUNDING CORP	1.430	96.4130	11/23/2026	10,000,000.00	9,641,300.00	10,000,000.00	(358,700.00)
3133ERZM6	FEDERAL FARM CREDIT BANKS FUNDING CORP	4.330	99.9536	11/05/2026	15,000,000.00	14,993,040.00	15,000,000.00	(6,960.00)
3133ERQ95	FEDERAL FARM CREDIT BANKS FUNDING CORP	4.502	100.0291	11/02/2026	25,000,000.00	25,007,275.00	25,000,000.00	7,275.00
3130ARUF6	FEDERAL HOME LOAN BANKS	3.125	99.1045	10/29/2026	10,000,000.00	9,910,450.00	10,000,000.00	(89,550.00)
3134GW6C5	FEDERAL HOME LOAN MORTGAGE CORP	3.122	95.6523	10/28/2026	15,000,000.00	14,347,845.00	14,518,465.80	781,845.00
3134GW4C7	FEDERAL HOME LOAN MORTGAGE CORP	3.046	95.6590	10/27/2026	20,000,000.00	19,131,800.00	19,379,231.14	1,007,800.00
3134GW4C7	FEDERAL HOME LOAN MORTGAGE CORP	3.092	95.6590	10/27/2026	20,000,000.00	19,131,800.00	19,364,464.25	935,600.00
3134GW4C7	FEDERAL HOME LOAN MORTGAGE CORP	3.488	95.6590	10/27/2026	5,000,000.00	4,782,950.00	4,815,207.88	300,300.00
3133EN7A2	FEDERAL FARM CREDIT BANKS FUNDING CORP	3.827	99.5599	10/26/2026	4,300,000.00	4,281,075.70	4,288,146.42	10,960.70
3133ENBK5	FEDERAL FARM CREDIT BANKS FUNDING CORP	1.249	96.1869	10/20/2026	10,000,000.00	9,618,690.00	9,984,424.03	(328,810.00)
3133ENBK5	FEDERAL FARM CREDIT BANKS FUNDING CORP	1.340	96.1869	10/20/2026	10,000,000.00	9,618,690.00	9,971,611.02	(286,310.00)
3133ENT67	FEDERAL FARM CREDIT BANKS FUNDING CORP	4.318	100.3252	10/19/2026	5,000,000.00	5,016,260.00	4,995,450.79	28,660.00
3133ENT67	FEDERAL FARM CREDIT BANKS FUNDING CORP	4.318	100.3252	10/19/2026	5,000,000.00	5,016,260.00	4,995,450.79	28,660.00
3130B5WT1	FEDERAL HOME LOAN BANKS	4.400	99.9503	10/16/2026	15,000,000.00	14,992,545.00	15,000,000.00	(7,455.00)
3130B3A29	FEDERAL HOME LOAN BANKS	4.011	100.3915	10/09/2026	10,000,000.00	10,039,150.00	9,998,482.69	41,250.00
3133ERWD9	FEDERAL FARM CREDIT BANKS FUNDING CORP	5.113	100.0808	10/02/2026	10,000,000.00	10,008,080.00	10,000,000.00	8,080.00
3130ANYN4	FEDERAL HOME LOAN BANKS	1.000	96.1141	09/30/2026	10,000,000.00	9,611,410.00	10,000,000.00	(388,590.00)
3130AP5M3	FEDERAL HOME LOAN BANKS	1.040	96.1939	09/28/2026	15,000,000.00	14,429,085.00	15,000,000.00	(570,915.00)
3130APAD7	FEDERAL HOME LOAN BANKS	1.035	96.2059	09/28/2026	15,000,000.00	14,430,885.00	15,000,000.00	(569,115.00)
3133EPWS0	FEDERAL FARM CREDIT BANKS FUNDING CORP	5.200	100.3489	09/25/2026	25,000,000.00	25,087,225.00	25,000,000.00	87,225.00
3130ATFH5	FEDERAL HOME LOAN BANKS	3.941	99.9352	09/11/2026	5,000,000.00	4,996,760.00	4,988,069.21	31,522.20
3130ATHV2	FEDERAL HOME LOAN BANKS	4.312	100.5919	09/11/2026	1,000,000.00	1,005,919.00	999,234.38	8,139.00
3130B5CX4	FEDERAL HOME LOAN BANKS	4.450	99.9366	09/04/2026	15,000,000.00	14,990,490.00	15,000,000.00	(9,510.00)
3133ERQZ7	FEDERAL FARM CREDIT BANKS FUNDING CORP	4.500	100.0111	08/27/2026	10,000,000.00	10,001,110.00	10,000,000.00	1,110.00
3130ANSC5	FEDERAL HOME LOAN BANKS	1.000	96.3362	08/26/2026	15,000,000.00	14,450,430.00	15,000,000.00	(549,570.00)

3130ANTS9	FEDERAL HOME LOAN BANKS	1.000	96.3362	08/26/2026	15,000,000.00	14,450,430.00	15,000,000.00	(549,570.00)
3130ANPF1	FEDERAL HOME LOAN BANKS	1.000	96.3425	08/25/2026	10,000,000.00	9,634,250.00	10,000,000.00	(365,750.00)
3133ENH45	FEDERAL FARM CREDIT BANKS FUNDING CORP	3.137	99.1184	08/24/2026	5,000,000.00	4,955,920.00	4,999,277.04	(41,879.50)
3133ENH45	FEDERAL FARM CREDIT BANKS FUNDING CORP	3.294	99.1184	08/24/2026	5,000,000.00	4,955,920.00	4,989,669.64	(12,680.00)
3130ANMH0	FEDERAL HOME LOAN BANKS	1.100	96.4995	08/20/2026	10,000,000.00	9,649,950.00	10,000,000.00	(350,050.00)
3130ANMH0	FEDERAL HOME LOAN BANKS	1.668	96.4995	08/20/2026	10,000,000.00	9,649,950.00	9,928,948.29	(105,250.00)
3130ANMH0	FEDERAL HOME LOAN BANKS	3.132	96.4995	08/20/2026	15,000,000.00	14,474,925.00	14,629,455.28	623,925.00
3130ANE48	FEDERAL HOME LOAN BANKS	1.000	96.3928	08/17/2026	10,000,000.00	9,639,280.00	10,000,000.00	(360,720.00)
3130ANFD7	FEDERAL HOME LOAN BANKS	1.000	96.4684	08/05/2026	10,000,000.00	9,646,840.00	10,000,000.00	(353,160.00)
3133END80	FEDERAL FARM CREDIT BANKS FUNDING CORP	2.873	99.0045	08/03/2026	10,000,000.00	9,900,450.00	10,014,954.41	(147,150.00)
3130ANAJ9	FEDERAL HOME LOAN BANKS	1.000	96.5162	07/27/2026	10,000,000.00	9,651,620.00	10,000,000.00	(348,380.00)
3130ANAJ9	FEDERAL HOME LOAN BANKS	1.000	96.5162	07/27/2026	15,000,000.00	14,477,430.00	15,000,000.00	(522,570.00)
3133ENC99	FEDERAL FARM CREDIT BANKS FUNDING CORP	3.629	99.6824	07/27/2026	20,000,000.00	19,936,480.00	20,000,000.00	(123,520.00)
3130ANBX7	FEDERAL HOME LOAN BANKS	1.000	96.5249	07/22/2026	15,000,000.00	14,478,735.00	15,000,000.00	(521,265.00)
3130AN5K2	FEDERAL HOME LOAN BANKS	4.366	97.2402	07/20/2026	2,375,000.00	2,309,454.75	2,299,170.58	166,373.50
3130AN3R9	FEDERAL HOME LOAN BANKS	1.130	96.7372	07/20/2026	10,000,000.00	9,673,720.00	10,000,000.00	(326,280.00)
3133ENB66	FEDERAL FARM CREDIT BANKS FUNDING CORP	3.174	99.1859	07/20/2026	10,000,000.00	9,918,590.00	9,997,258.73	(72,410.00)
3133EMQ62	FEDERAL FARM CREDIT BANKS FUNDING CORP	0.990	96.5934	07/13/2026	10,000,000.00	9,659,340.00	10,000,000.00	(340,660.00)
3133EMQ62	FEDERAL FARM CREDIT BANKS FUNDING CORP	0.990	96.5934	07/13/2026	10,000,000.00	9,659,340.00	10,000,000.00	(340,660.00)
3130AN3B4	FEDERAL HOME LOAN BANKS	1.020	96.6828	07/06/2026	15,000,000.00	14,502,420.00	15,000,000.00	(497,580.00)
3130ASDK2	FEDERAL HOME LOAN BANKS	3.250	99.2471	06/29/2026	5,250,000.00	5,210,472.75	5,250,000.00	(39,527.25)
3130AMWT5	FEDERAL HOME LOAN BANKS	1.050	96.7793	06/26/2026	15,000,000.00	14,516,895.00	15,000,000.00	(483,105.00)
3130AMT69	FEDERAL HOME LOAN BANKS	1.070	96.8018	06/26/2026	10,000,000.00	9,680,180.00	10,000,000.00	(319,820.00)
31424WXD9	FEDERAL AGRICULTURAL MORTGAGE CORP	4.354	99.9857	06/24/2026	15,000,000.00	14,997,855.00	15,000,000.00	(2,145.00)
3130AMMZ2	FEDERAL HOME LOAN BANKS	1.000	96.7520	06/10/2026	5,000,000.00	4,837,600.00	5,000,000.00	(162,400.00)
3130AMS52	FEDERAL HOME LOAN BANKS	1.000	96.8162	06/08/2026	15,000,000.00	14,522,430.00	15,000,000.00	(477,570.00)
3130B1LW5	FEDERAL HOME LOAN BANKS	5.250	100.0676	05/29/2026	10,000,000.00	10,006,760.00	10,000,000.00	6,760.00
3134H1V26	FEDERAL HOME LOAN MORTGAGE CORP	5.000	100.0226	05/28/2026	10,000,000.00	10,002,260.00	9,964,612.60	68,160.00
3130B1KC0	FEDERAL HOME LOAN BANKS	5.250	100.0644	05/28/2026	10,000,000.00	10,006,440.00	10,000,000.00	6,440.00
3130AMJN3	FEDERAL HOME LOAN BANKS	1.030	96.9342	05/26/2026	5,000,000.00	4,846,710.00	5,000,000.00	(153,290.00)
3130AMKB7	FEDERAL HOME LOAN BANKS	1.050	96.9549	05/26/2026	15,000,000.00	14,543,235.00	15,000,000.00	(456,765.00)
3130AMME9	FEDERAL HOME LOAN BANKS	1.000	96.9032	05/26/2026	10,000,000.00	9,690,320.00	10,000,000.00	(309,680.00)
3133EMZS4	FEDERAL FARM CREDIT BANKS FUNDING CORP	0.900	96.8530	05/18/2026	5,000,000.00	4,842,650.00	5,000,000.00	(157,350.00)
3133ER3N9	FEDERAL FARM CREDIT BANKS FUNDING CORP	4.403	99.9712	05/11/2026	25,000,000.00	24,992,800.00	25,000,000.00	(7,200.00)
3130B5W46	FEDERAL HOME LOAN BANKS	4.328	99.9300	05/11/2026	50,000,000.00	49,965,000.00	50,000,000.00	(35,000.00)
3133ETDW4	FEDERAL FARM CREDIT BANKS FUNDING CORP	4.001	100.0714	05/01/2026	50,000,000.00	50,035,700.00	50,000,000.00	35,700.00
3130B5R83	FEDERAL HOME LOAN BANKS	4.323	99.9421	04/27/2026	15,000,000.00	14,991,315.00	15,000,000.00	(8,685.00)
3130B5KG2	FEDERAL HOME LOAN BANKS	4.303	99.9101	04/17/2026	25,000,000.00	24,977,525.00	25,000,000.00	(22,475.00)
3133ENUL2	FEDERAL FARM CREDIT BANKS FUNDING CORP	3.110	99.1124	04/13/2026	10,000,000.00	9,911,240.00	10,000,000.00	(88,760.00)
3130B5GK8	FEDERAL HOME LOAN BANKS	4.353	99.9272	04/06/2026	25,000,000.00	24,981,800.00	25,000,000.00	(18,200.00)
3130ALKL7	FEDERAL HOME LOAN BANKS	0.850	97.2687	03/25/2026	10,000,000.00	9,726,870.00	10,000,000.00	(273,130.00)
3130ALGJ7	FEDERAL HOME LOAN BANKS	1.000	97.3599	03/23/2026	9,750,000.00	9,492,590.25	9,750,000.00	(257,409.75)
3130ALGJ7	FEDERAL HOME LOAN BANKS	1.000	97.3599	03/23/2026	14,625,000.00	14,238,885.38	14,625,000.00	(386,114.63)
3130ALGJ7	FEDERAL HOME LOAN BANKS	1.000	97.3599	03/23/2026	19,500,000.00	18,985,180.50	19,500,000.00	(514,819.50)
3130ALGJ7	FEDERAL HOME LOAN BANKS	1.000	97.3599	03/23/2026	9,750,000.00	9,492,590.25	9,750,000.00	(257,409.75)
3130ALGJ7	FEDERAL HOME LOAN BANKS	1.016	97.3599	03/23/2026	8,921,250.00	8,685,720.08	8,919,986.24	(228,838.98)
3130ALGJ7	FEDERAL HOME LOAN BANKS	1.000	97.3599	03/23/2026	9,750,000.00	9,492,590.25	9,750,000.00	(257,409.75)
3130ALGJ7	FEDERAL HOME LOAN BANKS	3.010	97.3599	03/23/2026	19,500,000.00	18,985,180.50	19,171,827.83	892,495.50
3130ALGJ7	FEDERAL HOME LOAN BANKS	1.000	97.3599	03/23/2026	19,500,000.00	18,985,180.50	19,500,000.00	(514,819.50)
3130ALGJ7	FEDERAL HOME LOAN BANKS	1.000	97.3599	03/23/2026	14,625,000.00	14,238,885.38	14,625,000.00	(386,114.63)
3130ALH56	FEDERAL HOME LOAN BANKS	0.750	97.2343	03/18/2026	10,000,000.00	9,723,430.00	10,000,000.00	(276,570.00)
3130ALH56	FEDERAL HOME LOAN BANKS	0.750	97.2343	03/18/2026	10,000,000.00	9,723,430.00	10,000,000.00	(276,570.00)
3130ALHG2	FEDERAL HOME LOAN BANKS	0.750	97.2343	03/18/2026	10,000,000.00	9,723,430.00	10,000,000.00	(276,570.00)

3130ALFW9	FEDERAL HOME LOAN BANKS	0.790	97.1965	03/18/2026	15,000,000.00	14,579,475.00	15,000,000.00	(420,525.00)
3130B5LA4	FEDERAL HOME LOAN BANKS	4.300	99.9231	03/17/2026	25,000,000.00	24,980,775.00	25,000,000.00	(19,225.00)
3130ALEH3	FEDERAL HOME LOAN BANKS	0.700	97.1345	03/16/2026	25,000,000.00	24,283,625.00	25,000,000.00	(716,375.00)
3130B5GL6	FEDERAL HOME LOAN BANKS	4.335	99.9235	03/06/2026	15,000,000.00	14,988,525.00	15,000,000.00	(11,475.00)
3130ALHH0	FEDERAL HOME LOAN BANKS	3.040	97.4536	03/05/2026	10,500,000.00	10,232,628.00	10,327,459.01	524,748.00
3130ALEY6	FEDERAL HOME LOAN BANKS	3.157	97.3135	03/04/2026	16,160,000.00	15,725,861.60	15,859,334.11	845,895.20
3133ER4U2	FEDERAL FARM CREDIT BANKS FUNDING CORP	4.320	99.9209	02/27/2026	40,000,000.00	39,968,360.00	40,000,000.00	(31,640.00)
3133ER4U2	FEDERAL FARM CREDIT BANKS FUNDING CORP	4.320	99.9209	02/27/2026	10,000,000.00	9,992,090.00	10,000,000.00	(7,910.00)
3133ER4U2	FEDERAL FARM CREDIT BANKS FUNDING CORP	4.330	99.9209	02/27/2026	25,000,000.00	24,980,225.00	24,997,902.78	(17,275.00)
3130ALGR9	FEDERAL HOME LOAN BANKS	0.850	97.3919	02/26/2026	10,000,000.00	9,739,190.00	10,000,000.00	(260,810.00)
3130AL6K5	FEDERAL HOME LOAN BANKS	0.580	97.2886	02/25/2026	6,000,000.00	5,837,316.00	6,000,000.00	(162,684.00)
3130ALEM2	FEDERAL HOME LOAN BANKS	0.790	97.3513	02/25/2026	10,000,000.00	9,735,130.00	10,000,000.00	(264,870.00)
3130ALEM2	FEDERAL HOME LOAN BANKS	0.790	97.3513	02/25/2026	15,000,000.00	14,602,695.00	15,000,000.00	(397,305.00)
3130ALCV4	FEDERAL HOME LOAN BANKS	2.112	97.3268	02/24/2026	25,000,000.00	24,331,700.00	24,734,342.84	616,450.00
3130ALBX1	FEDERAL HOME LOAN BANKS	0.580	97.2001	02/23/2026	10,000,000.00	9,720,010.00	10,000,000.00	(279,990.00)
3130AL2G8	FEDERAL HOME LOAN BANKS	0.615	97.2544	02/18/2026	5,000,000.00	4,862,720.00	4,999,397.92	(133,530.00)
3133ER2H3	FEDERAL FARM CREDIT BANKS FUNDING CORP	4.090	100.0896	02/03/2026	12,250,000.00	12,260,976.00	12,252,640.46	7,993.61
3133EPX42	FEDERAL FARM CREDIT BANKS FUNDING CORP	4.960	100.0825	01/23/2026	10,000,000.00	10,008,250.00	10,001,204.84	4,200.00
3130B4QU8	FEDERAL HOME LOAN BANKS	4.218	100.0720	01/23/2026	25,000,000.00	25,018,000.00	24,983,541.10	40,500.00
3133ERV32	FEDERAL FARM CREDIT BANKS FUNDING CORP	4.401	99.9611	01/16/2026	25,000,000.00	24,990,275.00	24,994,657.53	(2,225.00)
3133ERV32	FEDERAL FARM CREDIT BANKS FUNDING CORP	4.370	99.9611	01/16/2026	14,681,000.00	14,675,289.09	14,681,000.00	(5,710.91)
3134GXHL1	FEDERAL HOME LOAN MORTGAGE CORP	0.700	97.7460	12/30/2025	10,000,000.00	9,774,600.00	10,000,000.00	(225,400.00)
3133EMLR1	FEDERAL FARM CREDIT BANKS FUNDING CORP	0.506	97.6765	12/23/2025	12,430,000.00	12,141,188.95	12,429,515.74	(285,082.05)
3133ER5L1	FEDERAL FARM CREDIT BANKS FUNDING CORP	4.207	99.9294	11/28/2025	10,000,000.00	9,992,940.00	9,995,646.03	(1,860.00)
3135GA3Z2	FEDERAL NATIONAL MORTGAGE ASSOCIATION	0.600	97.9763	11/25/2025	15,000,000.00	14,696,445.00	15,000,000.00	(303,555.00)
3130B3TW3	FEDERAL HOME LOAN BANKS	4.218	99.9970	11/21/2025	3,250,000.00	3,249,902.50	3,250,507.00	(942.50)
3130B3S46	FEDERAL HOME LOAN BANKS	4.191	100.0509	11/19/2025	4,675,000.00	4,677,379.58	4,678,911.51	(4,165.43)
3135GA4P3	FEDERAL NATIONAL MORTGAGE ASSOCIATION	0.650	98.0718	11/18/2025	20,000,000.00	19,614,360.00	20,000,000.00	(385,640.00)
3135GA2Z3	FEDERAL NATIONAL MORTGAGE ASSOCIATION	0.560	98.0336	11/17/2025	5,000,000.00	4,901,680.00	5,000,000.00	(98,320.00)
3135GA2Z3	FEDERAL NATIONAL MORTGAGE ASSOCIATION	0.560	98.0336	11/17/2025	5,000,000.00	4,901,680.00	5,000,000.00	(98,320.00)
3135GA2Z3	FEDERAL NATIONAL MORTGAGE ASSOCIATION	0.560	98.0336	11/17/2025	10,000,000.00	9,803,360.00	10,000,000.00	(196,640.00)
3134GXBM5	FEDERAL HOME LOAN MORTGAGE CORP	0.600	98.0802	11/12/2025	5,000,000.00	4,904,010.00	5,000,000.00	(95,990.00)
3134GXBM5	FEDERAL HOME LOAN MORTGAGE CORP	0.600	98.0802	11/12/2025	5,000,000.00	4,904,010.00	5,000,000.00	(95,990.00)
3135G06G3	FEDERAL NATIONAL MORTGAGE ASSOCIATION	0.573	98.1026	11/07/2025	14,000,000.00	13,734,364.00	13,994,767.27	(215,516.00)
3135GA2N0	FEDERAL NATIONAL MORTGAGE ASSOCIATION	0.550	98.1578	11/04/2025	10,000,000.00	9,815,780.00	10,000,000.00	(184,220.00)
3135G06C2	FEDERAL NATIONAL MORTGAGE ASSOCIATION	0.600	98.1994	10/29/2025	10,000,000.00	9,819,940.00	10,000,000.00	(180,060.00)
3135G06C2	FEDERAL NATIONAL MORTGAGE ASSOCIATION	0.604	98.1994	10/29/2025	10,000,000.00	9,819,940.00	9,999,801.63	(178,060.00)
3136G46N8	FEDERAL NATIONAL MORTGAGE ASSOCIATION	0.600	98.1994	10/29/2025	5,000,000.00	4,909,970.00	5,000,000.00	(90,030.00)
3134GW3Z7	FEDERAL HOME LOAN MORTGAGE CORP	0.600	98.2090	10/28/2025	10,000,000.00	9,820,900.00	10,000,000.00	(179,100.00)
3134GW3Y0	FEDERAL HOME LOAN MORTGAGE CORP	0.550	98.1849	10/28/2025	10,000,000.00	9,818,490.00	10,000,000.00	(181,510.00)
3136G46S7	FEDERAL NATIONAL MORTGAGE ASSOCIATION	0.560	98.2079	10/28/2025	5,000,000.00	4,910,395.00	5,000,000.00	(89,605.00)
3136G45C3	FEDERAL NATIONAL MORTGAGE ASSOCIATION	0.540	98.1988	10/27/2025	10,000,000.00	9,819,880.00	10,000,000.00	(180,120.00)
3134GW3X2	FEDERAL HOME LOAN MORTGAGE CORP	0.625	98.2305	10/27/2025	10,000,000.00	9,823,050.00	10,000,000.00	(176,950.00)
3134GWZV1	FEDERAL HOME LOAN MORTGAGE CORP	1.238	98.2897	10/22/2025	15,000,000.00	14,743,455.00	14,959,074.65	76,267.50
3135G06A6	FEDERAL NATIONAL MORTGAGE ASSOCIATION	0.580	98.2764	10/20/2025	10,000,000.00	9,827,640.00	10,000,000.00	(172,360.00)
3135G06A6	FEDERAL NATIONAL MORTGAGE ASSOCIATION	0.587	98.2764	10/20/2025	10,000,000.00	9,827,640.00	9,999,667.19	(168,860.00)
3134GWTG1	FEDERAL HOME LOAN MORTGAGE CORP	0.600	98.4776	09/30/2025	5,000,000.00	4,923,880.00	5,000,000.00	(76,120.00)
3137EAEX3	FEDERAL HOME LOAN MORTGAGE CORP	0.497	98.4802	09/23/2025	10,000,000.00	9,848,020.00	9,995,214.99	(93,080.00)
3130B03E7	FEDERAL HOME LOAN BANKS	4.903	100.0158	09/19/2025	10,000,000.00	10,001,580.00	10,001,757.27	(2,620.00)
3134GWL38	FEDERAL HOME LOAN MORTGAGE CORP	0.540	98.6001	09/15/2025	10,000,000.00	9,860,010.00	10,000,000.00	(139,990.00)
3134GWL38	FEDERAL HOME LOAN MORTGAGE CORP	0.540	98.6001	09/15/2025	15,000,000.00	14,790,015.00	15,000,000.00	(209,985.00)
3134GXS47	FEDERAL HOME LOAN MORTGAGE CORP	5.339	99.9416	08/28/2025	25,489,000.00	25,474,114.42	25,400,066.50	512,736.72
3136G42F9	FEDERAL NATIONAL MORTGAGE ASSOCIATION	0.625	98.8084	08/27/2025	5,000,000.00	4,940,420.00	5,000,000.00	(59,580.00)

3136G4Q97	FEDERAL NATIONAL MORTGAGE ASSOCIATION	0.650	98.8163	08/27/2025	8,650,000.00	8,547,609.95	8,650,000.00	(102,390.05)
3136G4X40	FEDERAL NATIONAL MORTGAGE ASSOCIATION	0.600	98.8103	08/26/2025	10,000,000.00	9,881,030.00	10,000,000.00	(118,970.00)
3130ALFN9	FEDERAL HOME LOAN BANKS	0.550	98.8045	08/25/2025	5,000,000.00	4,940,225.00	5,000,000.00	(59,775.00)
3136G4H63	FEDERAL NATIONAL MORTGAGE ASSOCIATION	0.550	98.8816	08/19/2025	15,000,000.00	14,832,240.00	15,000,000.00	(167,760.00)
3136G4H63	FEDERAL NATIONAL MORTGAGE ASSOCIATION	3.948	98.8816	08/19/2025	10,000,000.00	9,888,160.00	9,900,190.18	183,960.00
3134GWLW4	FEDERAL HOME LOAN MORTGAGE CORP	0.625	98.8873	08/19/2025	10,000,000.00	9,888,730.00	10,000,000.00	(111,270.00)
3133EPKA2	FEDERAL FARM CREDIT BANKS FUNDING CORP	4.019	99.8954	08/18/2025	10,000,000.00	9,989,540.00	9,999,536.45	(6,960.00)
3136G4B77	FEDERAL NATIONAL MORTGAGE ASSOCIATION	0.700	99.0729	08/04/2025	15,000,000.00	14,860,935.00	15,000,000.00	(139,065.00)
3136G4B77	FEDERAL NATIONAL MORTGAGE ASSOCIATION	0.700	99.0729	08/04/2025	10,000,000.00	9,907,290.00	10,000,000.00	(92,710.00)
3136G4C27	FEDERAL NATIONAL MORTGAGE ASSOCIATION	0.700	99.1149	07/29/2025	15,000,000.00	14,867,235.00	15,000,000.00	(132,765.00)
3136G4D75	FEDERAL NATIONAL MORTGAGE ASSOCIATION	0.600	99.0910	07/29/2025	10,000,000.00	9,909,100.00	10,000,000.00	(90,900.00)
3136G4F32	FEDERAL NATIONAL MORTGAGE ASSOCIATION	0.600	99.0910	07/29/2025	10,000,000.00	9,909,100.00	10,000,000.00	(90,900.00)
3136G4YU1	FEDERAL NATIONAL MORTGAGE ASSOCIATION	0.730	99.2603	07/15/2025	15,000,000.00	14,889,045.00	15,000,000.00	(110,955.00)
3136G4XR9	FEDERAL NATIONAL MORTGAGE ASSOCIATION	0.740	99.3413	07/07/2025	14,900,000.00	14,801,853.70	14,900,000.00	(98,146.30)
3136G4XK4	FEDERAL NATIONAL MORTGAGE ASSOCIATION	0.650	99.3950	06/30/2025	5,000,000.00	4,969,750.00	5,000,000.00	(30,250.00)
3130ALU93	FEDERAL HOME LOAN BANKS	0.750	99.4123	06/30/2025	10,000,000.00	9,941,230.00	10,000,000.00	(58,770.00)
3136G4XZ1	FEDERAL NATIONAL MORTGAGE ASSOCIATION	0.740	99.4094	06/30/2025	5,000,000.00	4,970,470.00	5,000,000.00	(29,530.00)
3134GXZR9	FEDERAL HOME LOAN MORTGAGE CORP	3.560	99.8624	06/27/2025	10,000,000.00	9,986,240.00	10,000,000.00	(13,760.00)
3135GAAZ4	FEDERAL NATIONAL MORTGAGE ASSOCIATION	0.500	99.4344	06/24/2025	10,000,000.00	9,943,440.00	10,000,000.00	(56,560.00)
3130ALHZ0	FEDERAL HOME LOAN BANKS	0.530	99.5026	06/18/2025	10,000,000.00	9,950,260.00	10,000,000.00	(49,740.00)
3134GWP91	FEDERAL HOME LOAN MORTGAGE CORP	0.500	99.5200	06/16/2025	5,000,000.00	4,976,000.00	5,000,000.00	(24,000.00)
3133ERJ44	FEDERAL FARM CREDIT BANKS FUNDING CORP	4.635	99.9981	06/11/2025	5,000,000.00	4,999,905.00	5,000,000.00	(95.00)
3133ELH80	FEDERAL FARM CREDIT BANKS FUNDING CORP	0.680	99.5949	06/10/2025	5,025,000.00	5,004,643.73	5,025,000.00	(20,356.28)
3134GVE95	FEDERAL HOME LOAN MORTGAGE CORP	0.650	99.6102	06/09/2025	15,000,000.00	14,941,530.00	15,000,000.00	(58,470.00)
3130ARSC6	FEDERAL HOME LOAN BANKS	2.900	99.8877	05/29/2025	10,000,000.00	9,988,770.00	10,000,000.00	(11,230.00)
3134GVWM6	FEDERAL HOME LOAN MORTGAGE CORP	0.730	99.7285	05/28/2025	5,000,000.00	4,986,425.00	5,000,000.00	(13,575.00)
3134GVWM6	FEDERAL HOME LOAN MORTGAGE CORP	0.730	99.7285	05/28/2025	10,000,000.00	9,972,850.00	10,000,000.00	(27,150.00)
3134GVB31	FEDERAL HOME LOAN MORTGAGE CORP	0.760	99.7300	05/28/2025	15,000,000.00	14,959,500.00	14,999,888.66	(33,000.00)
3134GVB31	FEDERAL HOME LOAN MORTGAGE CORP	4.429	99.7300	05/28/2025	5,456,000.00	5,441,268.80	5,441,434.69	105,028.00
3134GVRV2	FEDERAL HOME LOAN MORTGAGE CORP	0.750	99.7399	05/27/2025	10,000,000.00	9,973,990.00	10,000,000.00	(26,010.00)
3130ALDX9	FEDERAL HOME LOAN BANKS	0.500	99.7652	05/23/2025	14,750,000.00	14,715,367.00	14,750,000.00	(34,633.00)
---	---	3.446	99.3490	05/03/2027	4,763,910,924.41	4,732,621,447.35	4,756,666,819.44	(11,671,336.12)

Agency								
AGCY DISC								
Cusip	Description	Yield	Market Price	Final Maturity	Par Value	Market Value	Book Value	Net Unrealized Gain/Loss
313313SW9	FEDERAL FARM CREDIT BANKS FUNDING CORP	3.939	96.9167	02/09/2026	15,000,000.00	14,537,505.00	14,551,516.67	20,730.00
313385RG3	FEDERAL HOME LOAN BANKS	4.011	97.3268	01/02/2026	50,000,000.00	48,663,400.00	48,677,750.00	23,275.00
313313KT4	FEDERAL FARM CREDIT BANKS FUNDING CORP	3.978	98.6762	08/22/2025	2,000,000.00	1,973,524.00	1,975,705.00	43,614.00
313313KT4	FEDERAL FARM CREDIT BANKS FUNDING CORP	3.978	98.6762	08/22/2025	16,000,000.00	15,788,192.00	15,805,640.00	348,912.00
313313KT4	FEDERAL FARM CREDIT BANKS FUNDING CORP	3.978	98.6762	08/22/2025	20,000,000.00	19,735,240.00	19,757,050.00	436,140.00
313385HX7	FEDERAL HOME LOAN BANKS	4.251	99.1928	07/09/2025	25,000,000.00	24,798,200.00	24,801,385.42	523,575.00
313385HX7	FEDERAL HOME LOAN BANKS	4.326	99.1928	07/09/2025	10,000,000.00	9,919,280.00	9,919,116.67	199,441.11
313385HX7	FEDERAL HOME LOAN BANKS	4.326	99.1928	07/09/2025	15,000,000.00	14,878,920.00	14,878,675.00	299,161.67
313385GM2	FEDERAL HOME LOAN BANKS	4.298	99.5895	06/05/2025	50,000,000.00	49,794,750.00	49,794,861.11	17,472.22
313385FJ0	FEDERAL HOME LOAN BANKS	4.146	99.9060	05/09/2025	50,000,000.00	49,953,000.00	49,955,000.00	1,252,375.00
313385FJ0	FEDERAL HOME LOAN BANKS	4.146	99.9060	05/09/2025	30,000,000.00	29,971,800.00	29,973,000.00	751,425.00
313385FJ0	FEDERAL HOME LOAN BANKS	4.146	99.9060	05/09/2025	50,000,000.00	49,953,000.00	49,955,000.00	1,252,375.00
313385FJ0	FEDERAL HOME LOAN BANKS	4.092	99.9060	05/09/2025	50,000,000.00	49,953,000.00	49,955,555.56	1,203,000.00
313385FE1	FEDERAL HOME LOAN BANKS	4.091	99.9530	05/05/2025	25,000,000.00	24,988,250.00	24,988,888.89	602,138.89

---	---	4.133	99.2512	07/07/2025	408,000,000.00	404,908,061.00	404,989,144.31	6,973,634.89
-----	-----	-------	---------	------------	----------------	----------------	----------------	--------------

Agency CMO
FNMA CMO

Cusip	Description	Yield	Market Price	Final Maturity	Par Value	Market Value	Book Value	Net Unrealized Gain/Loss
3136B2HA3	FNA 2018-M10 A2	5.208	98.3143	07/25/2028	9,554,163.59	9,393,112.11	9,209,375.55	310,685.32
3136AW7J0	FNA 2017-M8 A2	3.448	97.8672	05/25/2027	10,727,355.30	10,498,566.34	10,670,609.14	(94,697.01)
---	---	4.263	98.0744	12/09/2027	20,281,518.89	19,891,678.46	19,879,984.69	215,988.31

Agency MBS
FHLMC

Cusip	Description	Yield	Market Price	Final Maturity	Par Value	Market Value	Book Value	Net Unrealized Gain/Loss
3132XKV38	FH WN5133	4.382	100.3264	11/01/2029	6,250,000.00	6,270,401.69	6,195,388.05	79,727.86
3132XFUU0	FH WN1494	4.669	99.4662	11/01/2029	11,000,000.00	10,941,285.96	10,696,430.86	261,832.83
3142FFGV3	FH WR2011	4.378	99.2789	11/01/2029	25,000,000.00	24,819,727.75	24,841,184.26	(19,139.44)
3142FFGV3	FH WR2011	4.218	99.2789	11/01/2029	15,000,000.00	14,891,836.65	15,000,000.00	(108,163.35)
3132XFJ58	FH WN1183	4.059	96.7722	10/01/2029	7,470,000.00	7,228,884.16	7,311,121.88	(61,368.97)
3132XKV87	FH WN5138	4.719	99.1526	10/01/2029	15,000,000.00	14,872,888.20	14,565,952.20	331,677.26
3132XFRX8	FH WN1401	4.241	98.9404	09/01/2029	17,875,000.00	17,685,593.46	17,632,747.70	82,209.67
3132XFR91	FH WN1411	4.474	99.9036	09/01/2029	20,000,000.00	19,980,723.40	19,683,070.70	333,067.15
3132XFR91	FH WN1411	4.633	99.9036	09/01/2029	15,000,000.00	14,985,542.55	14,670,425.26	348,823.80
3132XFR91	FH WN1411	4.370	99.9036	09/01/2029	11,500,000.00	11,488,915.96	11,362,304.83	138,955.02
3132XKUQ8	FH WN5090	4.392	99.3871	09/01/2029	20,000,000.00	19,877,411.60	19,630,757.53	279,755.35
3132XKUQ8	FH WN5090	4.352	99.3871	09/01/2029	32,000,000.00	31,803,858.56	31,458,539.98	393,858.56
3132XKSS7	FH WN5028	3.886	99.2075	07/01/2029	24,971,000.00	24,773,106.32	24,971,000.00	(197,893.68)
3132XKR25	FH WN5004	4.439	99.6652	06/01/2029	22,870,000.00	22,793,441.30	22,721,900.87	96,753.02
3132WW2J0	FH WA3276	4.668	101.7675	02/01/2029	14,683,039.24	14,942,567.54	14,653,043.52	296,235.89
3132XG2H8	FH WN2575	4.428	101.0858	02/01/2029	33,705,000.00	34,070,965.86	33,906,805.36	123,711.17
3132XGYU4	FH WN2522	4.779	101.1862	12/01/2028	10,000,000.00	10,118,622.60	9,913,148.65	234,247.60
3132XGX35	FH WN2497	4.611	101.1892	10/01/2028	28,340,000.00	28,677,011.34	28,231,523.53	489,781.65
3137FJYH6	FHMS K-W07 A2	5.264	98.5358	09/25/2028	16,627,402.00	16,383,940.09	15,843,146.17	912,012.63
3137FGZH1	FHMS K-W06 A2	5.290	98.9412	06/25/2028	25,000,000.00	24,735,294.25	24,012,510.09	1,227,481.75
3132XFLR7	FH WN1235	4.690	99.7942	01/01/2028	20,000,000.00	19,958,837.80	19,863,772.10	197,900.30
3132XFLR7	FH WN1235	4.333	99.7942	01/01/2028	10,000,000.00	9,979,418.90	9,972,956.73	26,293.90
3132XGRH1	FH WN2287	3.945	98.4523	11/01/2027	24,449,851.00	24,071,449.46	24,339,543.17	(168,285.63)
3132XGRH1	FH WN2287	4.073	98.4523	11/01/2027	24,449,851.00	24,071,449.46	24,297,873.73	(106,205.94)
3132XGQ74	FH WN2277	4.062	99.0345	11/01/2027	9,779,940.40	9,685,511.75	9,721,140.55	17,123.80
3137FBBX3	FHMS K-068 A2	4.548	98.2425	08/25/2027	9,525,000.00	9,357,593.55	9,261,743.77	237,406.05
3137F2LJ3	FHMS K-066 A2	3.111	98.2078	06/25/2027	11,095,000.00	10,896,151.42	11,090,510.16	(188,447.02)
3137BXQY1	FHMS K-064 A2	3.154	98.4370	03/25/2027	1,000,000.00	984,370.44	1,000,675.53	(17,389.56)
3137BXSX3	FHMS K-IR2 A2	4.545	98.2602	03/25/2027	15,000,000.00	14,739,024.45	14,632,353.01	349,571.25
3137BYLD0	FHMS K-L01 A2E	4.184	98.4842	02/25/2027	15,000,000.00	14,772,626.85	14,784,606.09	277,676.85
3137BTUM1	FHMS K-061 A2	4.501	98.7663	11/25/2026	8,702,212.68	8,594,850.18	8,565,062.48	252,125.90
3137BTUM1	FHMS K-061 A2	4.561	98.7663	11/25/2026	8,218,756.42	8,117,358.50	8,081,041.92	206,641.07
3132XDAU7	FH WA4418	4.107	96.8363	11/01/2026	14,166,198.16	13,718,021.58	13,714,021.18	49,300.46
3137BSRE5	FHMS K-059 A2	4.148	98.5636	09/25/2026	12,000,000.00	11,827,628.64	11,827,583.96	17,003.64
3137BSP72	FHMS K-058 A2	4.465	98.0079	08/25/2026	15,000,000.00	14,701,185.45	14,649,642.23	111,341.70
3137BSP72	FHMS K-058 A2	4.251	98.0079	08/25/2026	42,473,000.00	41,626,896.64	41,587,674.61	136,084.76
3137BSP72	FHMS K-058 A2	4.142	98.0079	08/25/2026	20,975,000.00	20,557,157.65	20,564,973.47	35,250.42
3137BRQJ7	FHMS K-057 A2	4.657	98.2289	07/25/2026	14,981,763.30	14,716,421.29	14,648,302.29	414,104.37

3137FNWX4	FHMS K-736 A2	3.655	97.7722	07/25/2026	8,993,559.70	8,793,205.58	8,864,174.92	245,810.76
3137FNWX4	FHMS K-736 A2	4.170	97.7722	07/25/2026	43,294,996.40	42,330,491.68	42,429,251.36	13,014.91
3137BQYS0	FHMS K-056 A2	4.186	98.3179	05/25/2026	17,997,282.18	17,694,545.40	17,702,780.27	30,494.15
3137FMU67	FHMS K-735 A2	3.518	98.5945	05/25/2026	14,381,515.65	14,179,389.92	14,293,553.89	135,502.82
3137BPW21	FHMS K-055 A2	4.420	98.5371	03/25/2026	48,905,021.50	48,189,601.68	48,169,701.45	179,542.08
3137BPW21	FHMS K-055 A2	4.420	98.5371	03/25/2026	1,462,260.14	1,440,869.09	1,440,274.07	5,368.31
3137BPW21	FHMS K-055 A2	4.460	98.5371	03/25/2026	9,781,004.30	9,637,920.34	9,631,143.67	41,777.01
3137BP4K2	FHMS K-IR1 A2	4.641	98.4474	03/25/2026	22,370,000.00	22,022,691.21	22,009,727.79	204,950.59
3137BNGT5	FHMS K-054 A2	4.286	98.7816	01/25/2026	9,302,901.99	9,189,552.18	9,198,070.86	12,019.66
3137BM7C4	FHMS K-051 A2	4.877	99.4060	09/25/2025	8,390,205.60	8,340,367.87	8,346,611.22	150,412.87
3137FJXQ7	FHMS K-733 A2	4.488	99.5677	08/25/2025	16,846,503.34	16,773,683.66	16,782,037.19	2,857.97
3137BLAC2	FHMS K-048 A2	4.898	99.6770	06/25/2025	8,096,718.22	8,070,566.55	8,085,411.28	64,303.85
3137FG7F6	FHMS K-732 A2	5.197	99.6959	05/25/2025	1,168,526.71	1,164,973.21	1,168,526.71	20,182.19
---	---	4.375	99.0114	11/29/2027	860,098,509.93	851,545,831.60	848,025,743.13	8,197,299.24

**Agency MBS
FNMA**

Cusip	Description	Yield	Market Price	Final Maturity	Par Value	Market Value	Book Value	Net Unrealized Gain/Loss
3140NXY72	FN BZ3433	4.213	99.9763	04/01/2030	12,855,000.00	12,851,959.66	12,855,000.00	(3,040.34)
3140NX7M9	FN BZ3599	4.408	99.6141	04/01/2030	35,880,000.00	35,741,541.23	35,516,217.72	227,349.02
3140NXWN9	FN BZ3352	4.382	100.9991	03/01/2030	41,362,000.00	41,775,231.61	41,306,519.12	469,781.24
3140NWVP7	FN BZ2421	1.440	101.1059	12/01/2029	31,354,000.00	31,700,758.31	31,354,000.00	346,758.31
3140NWVP7	FN BZ2421	4.498	101.1059	12/01/2029	20,000,000.00	20,221,189.20	19,897,166.40	332,126.70
3140NW2N4	FN BZ2580	4.589	101.1481	12/01/2029	30,144,000.00	30,490,086.88	29,890,354.49	619,266.88
3140NWPY5	FN BZ2238	4.376	100.8624	11/01/2029	9,870,000.00	9,955,121.64	9,844,446.47	112,881.01
3140NWG90	FN BZ2023	4.497	99.3506	10/01/2029	15,000,000.00	14,902,584.15	14,675,607.98	262,349.77
3140NWEX9	FN BZ1949	4.468	99.4395	10/01/2029	3,444,000.00	3,424,697.48	3,385,265.16	44,599.82
3140NWKR5	FN BZ2103	4.517	99.7991	10/01/2029	15,000,000.00	14,969,869.35	14,724,612.14	258,736.54
3140HVB60	FN BL3660	4.458	94.5605	08/01/2029	24,679,046.25	23,336,635.95	23,095,825.90	519,122.44
3140HUNU6	FN BL3102	4.474	94.3106	08/01/2029	22,090,122.00	20,833,318.87	20,613,258.17	485,382.66
3140HUNU6	FN BL3102	4.139	94.3106	08/01/2029	4,816,530.20	4,542,496.85	4,548,192.18	39,229.26
3140HUNU6	FN BL3102	4.396	94.3106	08/01/2029	24,564,215.66	23,166,650.58	22,981,630.87	459,144.19
3138L5YU8	FN AM5222	4.323	100.0984	07/01/2029	28,322,477.60	28,350,346.91	28,322,477.60	27,869.31
3140NVFJ1	FN BZ1068	4.555	101.8873	06/01/2029	10,000,000.00	10,188,734.80	10,000,000.00	188,734.80
3140NVFJ1	FN BZ1068	4.555	101.8873	06/01/2029	15,000,000.00	15,283,102.20	15,000,000.00	283,102.20
3140NVE37	FN BZ1053	4.596	101.9951	06/01/2029	15,770,000.00	16,084,621.12	15,770,000.00	314,621.12
3140NU4W6	FN BZ0836	4.606	102.0415	05/01/2029	16,365,000.00	16,699,086.24	16,365,000.00	334,086.24
3140NU6F1	FN BZ0869	4.623	101.9552	04/01/2029	32,230,000.00	32,860,174.50	32,197,917.97	670,462.00
3140NUPT0	FN BZ0433	4.580	100.5278	03/01/2029	25,000,000.00	25,131,946.75	24,697,357.50	522,571.75
3140NUPT0	FN BZ0433	4.612	100.5278	03/01/2029	25,681,000.00	25,816,540.98	25,332,644.82	579,942.66
3140NURK7	FN BZ0489	4.552	101.9272	02/01/2029	25,000,000.00	25,481,809.25	25,000,000.00	481,809.25
3140NURK7	FN BZ0489	4.636	101.9272	02/01/2029	16,000,000.00	16,308,357.92	15,953,319.53	365,857.92
3140NUNR6	FN BZ0399	4.670	101.8399	02/01/2029	15,000,000.00	15,275,991.60	14,951,925.87	339,272.85
3140LLKK6	FN BS9297	5.110	101.1922	10/01/2028	21,050,000.00	21,300,968.20	20,602,881.94	898,913.51
3140LLZT1	FN BS9753	5.092	103.0944	10/01/2028	20,000,000.00	20,618,878.00	19,963,096.15	672,003.00
3136B3XY1	FNA 2019-M1 A2	4.441	98.7605	09/25/2028	12,469,430.25	12,314,873.66	12,250,779.21	64,632.56
3140LLB83	FN BS9062	5.049	101.3391	09/01/2028	20,000,000.00	20,267,811.60	19,647,516.03	786,561.60
3140LLMH1	FN BS9359	5.051	102.3476	08/01/2028	15,874,000.00	16,246,653.26	15,757,051.17	546,895.21
3136BQDE6	FNA 2023-M6 A2	4.724	100.0781	07/25/2028	23,880,004.75	23,898,659.09	23,536,897.30	512,112.25
3140LKKW2	FN BS8408	4.658	101.1216	06/01/2028	12,003,000.00	12,137,623.37	11,913,006.73	258,873.17
3140LKYQ0	FN BS8818	4.526	99.5438	06/01/2028	25,000,000.00	24,885,940.75	24,601,564.67	522,659.50

3140LKU84	FN BS8706	4.510	100.0369	06/01/2028	25,000,000.00	25,009,236.25	24,672,035.22	530,720.62
3140LKJP9	FN BS8369	4.649	100.0231	05/01/2028	16,850,000.00	16,853,889.65	16,717,850.65	196,084.96
3140LKJM6	FN BS8367	4.651	100.4964	05/01/2028	14,563,000.00	14,635,285.93	14,377,993.98	330,551.63
3140LKJC8	FN BS8358	4.074	100.1624	04/01/2028	24,459,000.00	24,498,731.93	24,459,000.00	39,731.93
3140LBU27	FN BS1500	4.591	92.0275	03/01/2028	29,612,500.00	27,251,638.40	26,933,124.80	1,141,741.92
3140LBU27	FN BS1500	3.741	92.0275	03/01/2028	20,000,000.00	18,405,496.60	18,600,437.18	118,777.85
3140LBP64	FN BS1344	4.165	91.9481	03/01/2028	20,000,000.00	18,389,620.40	18,408,531.93	371,651.65
3140LHSB7	FN BS6813	4.363	100.7310	02/01/2028	19,478,000.00	19,620,387.49	19,467,816.97	160,648.11
3140LJS23	FN BS7736	4.416	100.2032	02/01/2028	20,000,000.00	20,040,645.00	19,849,715.12	309,395.00
3140LJS23	FN BS7736	4.071	100.2032	02/01/2028	15,000,000.00	15,030,483.75	15,000,000.00	30,483.75
3140LJS23	FN BS7736	4.078	100.2032	02/01/2028	10,000,000.00	10,020,322.50	10,000,000.00	20,322.50
3140LHVX5	FN BS6929	4.280	100.2986	11/01/2027	31,100,000.00	31,192,878.28	31,047,536.85	196,140.00
3140LH4A5	FN BS7116	4.363	99.7688	11/01/2027	20,210,000.00	20,163,284.38	20,210,000.00	(46,715.62)
3136BML55	FNA 2022-M11 A2	4.554	97.5979	10/25/2027	20,925,871.50	20,423,202.98	20,429,635.45	485,869.65
3138LKZ34	FN AN7061	6.197	96.7604	10/01/2027	12,800,000.00	12,385,327.36	12,284,749.81	357,327.36
3136AY6X6	FNA 2017-M15 A2	4.609	97.7528	09/25/2027	13,428,653.93	13,126,881.06	13,133,680.91	241,143.48
3138LHUZ5	FN AN5099	3.076	98.2081	04/01/2027	23,325,565.75	22,907,596.10	23,316,571.97	(396,101.91)
3140HV2G8	FN BL4374	4.291	96.8919	10/01/2026	21,300,000.00	20,637,967.46	20,599,906.80	690,850.27
3136AS4R4	FNA 2016-M7 A2	4.574	98.1384	09/25/2026	14,216,431.64	13,951,779.54	13,941,226.65	41,569.85
3138LEVL2	FN AN2418	5.290	97.3064	09/01/2026	15,000,000.00	14,595,959.25	14,510,733.72	241,630.33
3138LETC5	FN AN2346	4.438	97.8379	08/01/2026	8,305,675.80	8,126,096.79	8,130,786.17	3,729.81
3138LENE7	FN AN2188	3.543	97.8548	07/01/2026	9,667,827.90	9,460,436.46	9,614,669.86	(21,587.87)
3138LD5W9	FN AN1760	4.176	98.0714	06/01/2026	15,000,000.00	14,710,703.40	14,885,986.02	127,890.90
3136AR5S3	FNA 2016-M5 A2	4.816	98.0376	04/25/2026	12,642,464.36	12,394,366.62	12,424,236.35	(19,446.90)
3140HSZG9	FN BL1642	4.103	99.0928	03/01/2026	9,482,106.30	9,396,087.67	9,408,398.77	1,024.14
3138LCW35	FN AN0665	5.458	98.9177	02/01/2026	14,470,694.58	14,314,081.87	14,263,534.67	344,774.32
3140HSW31	FN BL1565	3.958	99.1183	02/01/2026	9,000,000.00	8,920,650.33	8,933,575.92	(7,630.92)
3138LCH81	FN AN0254	3.738	98.9586	12/01/2025	7,114,289.63	7,040,202.92	7,091,390.69	60,417.82
3138LCHR9	FEDERAL NATIONAL MORTGAGE ASSOCIATION	2.939	98.9586	12/01/2025	13,602,847.95	13,461,190.75	13,600,725.81	(128,904.53)
3138LCHF5	FN AN0229	4.369	99.1115	11/01/2025	23,820,000.00	23,608,360.49	23,674,220.42	108,441.74
3140JAVC9	FN BM6010	4.860	99.4451	09/01/2025	4,343,709.21	4,319,606.97	4,325,926.35	98,064.58
3138LAA66	FN AM9028	4.542	99.6920	05/01/2025	23,666,635.30	23,593,731.89	23,666,635.30	73,164.05
---	---	4.391	99.3469	06/21/2028	1,204,089,100.57	1,195,550,392.44	1,184,532,167.43	18,246,428.88

CD

Cusip	Description	Yield	Market Price	Final Maturity	Par Value	Market Value	Book Value	Net Unrealized Gain/Loss
78015JEG8	Royal Bank of Canada New York Branch	4.310	100.0000	03/19/2026	25,000,000.00	25,000,000.00	25,000,000.00	0.00
78015JEQ6	Royal Bank of Canada New York Branch	4.310	100.0000	01/21/2026	25,000,000.00	25,000,000.00	25,000,000.00	0.00
78015JEC7	Royal Bank of Canada New York Branch	4.270	100.0000	01/16/2026	25,000,000.00	25,000,000.00	25,000,000.00	0.00
21684X2S4	COÖPERATIEVE RABOBANK U.A., NEW YORK BRANCH	4.300	100.0000	11/19/2025	25,000,000.00	25,000,000.00	25,000,000.00	0.00
86959TLZ7	Svenska Handels AB Publ - New York Branch	4.360	100.0000	11/18/2025	50,000,000.00	50,000,000.00	50,000,000.00	0.00
78015JAY3	Royal Bank of Canada New York Branch	4.440	100.0000	11/17/2025	25,000,000.00	25,000,000.00	25,000,000.00	0.00
78015JAY3	Royal Bank of Canada New York Branch	4.440	100.0000	11/17/2025	50,000,000.00	50,000,000.00	50,000,000.00	0.00
78015JA49	Royal Bank of Canada New York Branch	4.440	100.0000	11/12/2025	50,000,000.00	50,000,000.00	50,000,000.00	0.00
78015JAL1	Royal Bank of Canada New York Branch	4.450	100.0000	11/12/2025	50,000,000.00	50,000,000.00	50,000,000.00	0.00
06418NFU1	Bank of Nova Scotia, Houston Branch	4.440	100.0000	11/10/2025	50,000,000.00	50,000,000.00	50,000,000.00	0.00
78015J5U7	Royal Bank of Canada New York Branch	4.520	100.0000	11/04/2025	50,000,000.00	50,000,000.00	50,000,000.00	0.00
78015J5U7	Royal Bank of Canada New York Branch	4.520	100.0000	11/04/2025	25,000,000.00	25,000,000.00	25,000,000.00	0.00
86959TLU8	Svenska Handels AB Publ - New York Branch	4.280	100.0000	10/31/2025	50,000,000.00	50,000,000.00	50,000,000.00	0.00
86959TMC7	Svenska Handels AB Publ - New York Branch	4.370	100.0000	10/31/2025	50,000,000.00	50,000,000.00	50,000,000.00	0.00

78015JAU1	Royal Bank of Canada New York Branch	4.440	100.0000	10/16/2025	50,000,000.00	50,000,000.00	50,000,000.00	0.00
06051WUQ5	Bank of America, National Association	4.400	100.0000	10/08/2025	50,000,000.00	50,000,000.00	50,000,000.00	0.00
78015J5Q6	Royal Bank of Canada New York Branch	4.520	100.0000	10/03/2025	50,000,000.00	50,000,000.00	50,000,000.00	0.00
78015J5Q6	Royal Bank of Canada New York Branch	4.520	100.0000	10/03/2025	25,000,000.00	25,000,000.00	25,000,000.00	0.00
06051WSM7	Bank of America, National Association	4.480	100.0000	10/03/2025	50,000,000.00	50,000,000.00	50,000,000.00	0.00
21684X2C9	COÖPERATIEVE RABOBANK U.A., NEW YORK BRANCH	4.430	100.0000	10/03/2025	50,000,000.00	50,000,000.00	50,000,000.00	0.00
21684X2C9	COÖPERATIEVE RABOBANK U.A., NEW YORK BRANCH	4.430	100.0000	10/03/2025	10,000,000.00	10,000,000.00	10,000,000.00	0.00
86959TMB9	Svenska Handels AB Publ - New York Branch	4.400	100.0000	09/19/2025	50,000,000.00	50,000,000.00	50,000,000.00	0.00
78015JB48	Royal Bank of Canada New York Branch	4.490	100.0000	09/18/2025	40,000,000.00	40,000,000.00	40,000,000.00	0.00
06418NEZ1	Bank of Nova Scotia, Houston Branch	4.490	100.0000	09/16/2025	100,000,000.00	100,000,000.00	100,000,000.00	0.00
06418NEY4	Bank of Nova Scotia, Houston Branch	4.430	100.0000	09/09/2025	25,000,000.00	25,000,000.00	25,000,000.00	0.00
06053RAB9	Bank of America, National Association	4.541	100.0000	08/28/2025	50,000,000.00	50,000,000.00	50,000,000.00	0.00
06051WSJ4	Bank of America, National Association	4.460	100.0000	08/07/2025	50,000,000.00	50,000,000.00	50,000,000.00	0.00
21684XZ90	COÖPERATIEVE RABOBANK U.A., NEW YORK BRANCH	4.450	100.0000	07/28/2025	20,000,000.00	20,000,000.00	20,000,000.00	0.00
21684LJY9	COÖPERATIEVE RABOBANK U.A., NEW YORK BRANCH	4.806	100.0000	07/23/2025	50,000,000.00	50,000,000.00	50,000,000.00	0.00
21684X2V7	COÖPERATIEVE RABOBANK U.A., NEW YORK BRANCH	4.360	100.0000	07/21/2025	25,000,000.00	25,000,000.00	25,000,000.00	0.00
21684X2J4	COÖPERATIEVE RABOBANK U.A., NEW YORK BRANCH	4.420	100.0000	07/15/2025	50,000,000.00	50,000,000.00	50,000,000.00	0.00
86959THP4	Svenska Handels AB Publ - New York Branch	4.500	100.0000	07/14/2025	50,000,000.00	50,000,000.00	50,000,000.00	0.00
86959TMM5	Svenska Handels AB Publ - New York Branch	4.280	100.0000	07/07/2025	50,000,000.00	50,000,000.00	50,000,000.00	0.00
21684X2K1	COÖPERATIEVE RABOBANK U.A., NEW YORK BRANCH	4.360	100.0000	06/30/2025	50,000,000.00	50,000,000.00	50,000,000.00	0.00
78015J5Y9	Royal Bank of Canada New York Branch	4.540	100.0000	06/25/2025	50,000,000.00	50,000,000.00	50,000,000.00	0.00
21684XZ82	COÖPERATIEVE RABOBANK U.A., NEW YORK BRANCH	4.450	100.0000	06/25/2025	50,000,000.00	50,000,000.00	50,000,000.00	0.00
21684X2G0	COÖPERATIEVE RABOBANK U.A., NEW YORK BRANCH	4.405	100.0000	06/25/2025	50,000,000.00	50,000,000.00	50,000,000.00	0.00
06050FND0	Bank of America, National Association	4.816	100.0000	06/16/2025	50,000,000.00	50,000,000.00	50,000,000.00	0.00
06050FND0	Bank of America, National Association	4.816	100.0000	06/16/2025	25,000,000.00	25,000,000.00	25,000,000.00	0.00
86959TLR5	Svenska Handels AB Publ - New York Branch	4.350	100.0006	06/11/2025	50,000,000.00	50,000,281.46	50,000,281.46	(377.56)
86959THF6	Svenska Handels AB Publ - New York Branch	4.480	100.0000	06/09/2025	50,000,000.00	50,000,000.00	50,000,000.00	0.00
06051WQG2	Bank of America, National Association	4.540	100.0000	06/09/2025	25,000,000.00	25,000,000.00	25,000,000.00	0.00
06051WQG2	Bank of America, National Association	4.540	100.0000	06/09/2025	50,000,000.00	50,000,000.00	50,000,000.00	0.00
21684XW77	COÖPERATIEVE RABOBANK U.A., NEW YORK BRANCH	4.310	100.0000	06/04/2025	50,000,000.00	50,000,000.00	50,000,000.00	0.00
86959THL3	Svenska Handels AB Publ - New York Branch	4.560	100.0000	05/30/2025	50,000,000.00	50,000,000.00	50,000,000.00	0.00
86959TJP2	Svenska Handels AB Publ - New York Branch	4.540	100.0000	05/29/2025	50,000,000.00	50,000,000.00	50,000,000.00	0.00
06051WQF4	Bank of America, National Association	4.510	100.0000	05/28/2025	50,000,000.00	50,000,000.00	50,000,000.00	0.00
06418NCN0	Bank of Nova Scotia, Houston Branch	5.560	100.0000	05/27/2025	10,000,000.00	10,000,000.00	10,000,000.00	0.00
06050FNC2	Bank of America, National Association	4.807	100.0000	05/15/2025	50,000,000.00	50,000,000.00	50,000,000.00	0.00
06050FNC2	Bank of America, National Association	4.807	100.0000	05/15/2025	50,000,000.00	50,000,000.00	50,000,000.00	0.00
06367DNB7	Bank of Montreal - Chicago Branch	4.797	100.0000	05/15/2025	50,000,000.00	50,000,000.00	50,000,000.00	0.00
06367DNB7	Bank of Montreal - Chicago Branch	4.797	100.0000	05/15/2025	50,000,000.00	50,000,000.00	50,000,000.00	0.00
06051WQE7	Bank of America, National Association	4.510	100.0000	05/14/2025	50,000,000.00	50,000,000.00	50,000,000.00	0.00
21684LJM5	COÖPERATIEVE RABOBANK U.A., NEW YORK BRANCH	4.350	100.0000	05/09/2025	50,000,000.00	50,000,000.00	50,000,000.00	0.00
06051WQL1	Bank of America, National Association	4.620	100.0000	05/09/2025	50,000,000.00	50,000,000.00	50,000,000.00	0.00
21684XX68	COÖPERATIEVE RABOBANK U.A., NEW YORK BRANCH	4.550	100.0000	05/07/2025	40,000,000.00	40,000,000.00	40,000,000.00	0.00
21684XW85	COÖPERATIEVE RABOBANK U.A., NEW YORK BRANCH	4.370	100.0000	05/06/2025	50,000,000.00	50,000,000.00	50,000,000.00	0.00
---	---	4.495	100.0000	08/09/2025	2,495,000,000.00	2,495,000,281.46	2,495,000,281.46	(377.56)

CP

CP

Cusip	Description	Yield	Market Price	Final Maturity	Par Value	Market Value	Book Value	Net Unrealized Gain/Loss
7426M2XX4	Private Export Funding Corporation	4.283	97.8803	10/31/2025	25,000,000.00	24,470,062.50	24,470,062.50	130,312.50
7426M2XX4	Private Export Funding Corporation	4.282	97.8803	10/31/2025	25,000,000.00	24,470,062.50	24,470,062.50	124,520.83
7426M2XV8	Private Export Funding Corporation	4.278	97.9034	10/29/2025	25,000,000.00	24,475,854.16	24,475,854.16	107,145.83

46651VGN0	J.P. Morgan Securities LLC	4.421	100.0000	09/26/2025	50,000,000.00	50,000,000.00	50,000,000.00	0.00
46590DWC0	J.P. Morgan Securities LLC	4.482	98.3771	09/12/2025	50,000,000.00	49,188,555.56	49,188,555.56	817,500.00
7426M2VV0	Private Export Funding Corporation	4.333	98.5867	08/29/2025	25,000,000.00	24,646,666.67	24,646,666.67	185,500.00
7426M2VF5	Private Export Funding Corporation	4.326	98.7457	08/15/2025	50,000,000.00	49,372,833.34	49,372,833.34	130,166.67
46651VGC4	J.P. Morgan Securities LLC	4.575	100.0000	08/08/2025	50,000,000.00	50,000,000.00	50,000,000.00	0.00
7426M2V65	Private Export Funding Corporation	4.305	98.8683	08/06/2025	25,000,000.00	24,717,083.33	24,717,083.33	411,250.00
7426M2V65	Private Export Funding Corporation	4.292	98.8683	08/06/2025	25,000,000.00	24,717,083.33	24,717,083.33	268,333.33
47816FV65	Johnson & Johnson	4.293	98.8603	08/06/2025	50,000,000.00	49,430,125.00	49,430,125.00	164,500.00
46651VGB6	J.P. Morgan Securities LLC	4.574	100.0000	08/04/2025	50,000,000.00	50,000,000.00	50,000,000.00	0.00
21687AV18	COÖPERATIEVE RABOBANK U.A., NEW YORK BRANCH	4.429	98.8986	08/01/2025	8,270,000.00	8,178,910.55	8,178,910.55	174,258.09
7426M2V16	Private Export Funding Corporation	4.312	98.9164	08/01/2025	25,000,000.00	24,729,111.11	24,729,111.11	144,277.78
47816FUX7	Johnson & Johnson	4.319	98.9282	07/31/2025	50,000,000.00	49,464,111.11	49,464,111.11	376,888.89
7426M4UP0	Private Export Funding Corporation	4.310	99.0201	07/23/2025	25,000,000.00	24,755,034.72	24,755,034.72	103,298.61
63763PUN7	National Securities Clearing Corporation	4.387	99.0114	07/22/2025	25,000,000.00	24,752,861.11	24,752,861.11	21,097.22
77119LUN7	Roche Holdings, Inc.	4.326	99.0274	07/22/2025	25,000,000.00	24,756,847.22	24,756,847.22	80,062.50
19121AUA7	The Coca-Cola Company	4.347	99.1639	07/10/2025	25,000,000.00	24,790,972.22	24,790,972.22	59,722.22
7426M2U90	Private Export Funding Corporation	4.290	99.1854	07/09/2025	25,000,000.00	24,796,354.16	24,799,708.33	551,076.38
7426M2U90	Private Export Funding Corporation	4.302	99.1854	07/09/2025	25,000,000.00	24,796,354.16	24,796,354.16	100,347.22
77119LU98	Roche Holdings, Inc.	4.296	99.1854	07/09/2025	30,000,000.00	29,755,625.01	29,755,625.01	77,916.67
82619TU70	Siemens Capital Company LLC	4.319	99.2053	07/07/2025	50,000,000.00	49,602,652.78	49,602,652.78	166,055.56
82619TU70	Siemens Capital Company LLC	4.319	99.2053	07/07/2025	50,000,000.00	49,602,652.78	49,602,652.78	166,055.56
63763PU31	National Securities Clearing Corporation	4.354	99.2440	07/03/2025	25,000,000.00	24,811,000.00	24,811,000.00	9,000.00
7426M2U17	Private Export Funding Corporation	4.401	99.2714	07/01/2025	50,000,000.00	49,635,694.45	49,635,694.45	854,027.78
24422LU19	John Deere Capital Corporation	4.441	99.2544	07/01/2025	35,000,000.00	34,739,055.56	34,739,055.56	64,166.67
03785DU12	Apple Inc.	4.356	99.2680	07/01/2025	50,000,000.00	49,634,000.00	49,634,000.00	42,000.00
63763PTQ2	National Securities Clearing Corporation	4.360	99.3490	06/24/2025	25,000,000.00	24,837,250.00	24,838,750.00	183,638.89
63763PTQ2	National Securities Clearing Corporation	4.372	99.3490	06/24/2025	50,000,000.00	49,674,500.00	49,674,500.00	36,166.67
63763PTB5	National Securities Clearing Corporation	4.382	99.5080	06/11/2025	50,000,000.00	49,754,000.00	49,755,138.89	542,333.33
63763PTB5	National Securities Clearing Corporation	4.364	99.5080	06/11/2025	50,000,000.00	49,754,000.00	49,754,000.00	258,000.00
63763PTB5	National Securities Clearing Corporation	4.365	99.5080	06/11/2025	25,000,000.00	24,877,000.00	24,877,000.00	132,000.00
63763PTB5	National Securities Clearing Corporation	4.364	99.5080	06/11/2025	25,000,000.00	24,877,000.00	24,877,000.00	129,000.00
77119LTB5	Roche Holdings, Inc.	4.309	99.5137	06/11/2025	50,000,000.00	49,756,847.22	49,756,847.22	213,500.00
77119LTB5	Roche Holdings, Inc.	4.309	99.5137	06/11/2025	50,000,000.00	49,756,847.22	49,756,847.22	213,500.00
6698M4TB8	NOVARTIS FIN CORP DISC COML PAPER 4/2	4.363	99.5057	06/11/2025	40,000,000.00	39,802,288.89	39,802,288.89	14,466.67
03785DTA4	Apple Inc.	4.365	99.5178	06/10/2025	25,000,000.00	24,879,444.44	24,879,444.44	21,097.22
63763PT41	National Securities Clearing Corporation	4.350	99.5929	06/04/2025	25,000,000.00	24,898,236.11	24,898,236.11	128,701.39
03785DT48	Apple Inc.	4.339	99.5920	06/04/2025	50,000,000.00	49,796,000.00	49,796,000.00	12,000.00
6698M4T36	Novartis Finance Corporation	4.345	99.6049	06/03/2025	25,000,000.00	24,901,229.17	24,901,229.17	104,756.95
6698M4T36	Novartis Finance Corporation	4.345	99.6049	06/03/2025	46,900,000.00	46,714,705.92	46,714,705.92	196,524.03
63763PT25	National Securities Clearing Corporation	4.360	99.6178	06/02/2025	40,000,000.00	39,847,111.11	39,847,111.11	396,555.55
24422CT29	John Deere Financial Inc.	4.346	99.6169	06/02/2025	35,000,000.00	34,865,911.11	34,865,911.11	159,230.55
7426M2SW2	Private Export Funding Corporation	4.274	99.6641	05/30/2025	25,000,000.00	24,916,020.83	24,916,020.83	611,020.83
6698M4SW3	Novartis Finance Corporation	4.350	99.6520	05/30/2025	27,400,000.00	27,304,648.00	27,304,648.00	92,064.00
89233GST4	Toyota Motor Credit Corporation	4.418	99.6844	05/27/2025	50,000,000.00	49,842,194.44	49,842,194.44	382,375.00
63763PSL4	National Securities Clearing Corporation	4.391	99.7694	05/20/2025	50,000,000.00	49,884,680.55	49,884,680.56	121,388.88
63763PSL4	National Securities Clearing Corporation	4.391	99.7694	05/20/2025	25,000,000.00	24,942,340.28	24,942,340.28	60,694.45
46590DSK7	J.P. Morgan Securities LLC	4.491	99.7800	05/19/2025	100,000,000.00	99,780,000.00	99,780,000.00	1,650,000.00
46590DSK7	J.P. Morgan Securities LLC	4.491	99.7800	05/19/2025	50,000,000.00	49,890,000.00	49,890,000.00	825,000.00
63763PSK6	National Securities Clearing Corporation	4.400	99.7810	05/19/2025	25,000,000.00	24,945,250.00	24,945,250.00	60,833.33
93114ESK4	Walmart Inc.	4.351	99.7835	05/19/2025	7,000,000.00	6,984,845.00	6,984,845.00	18,522.78
93114ESK4	Walmart Inc.	4.351	99.7835	05/19/2025	50,000,000.00	49,891,749.99	49,891,750.00	132,305.54
23102USG8	Cummins Inc.	4.382	99.8183	05/16/2025	20,000,000.00	19,963,666.67	19,963,666.67	65,400.00
7426M4SE8	Private Export Funding Corporation	4.448	99.8418	05/14/2025	25,000,000.00	24,960,458.33	24,960,729.17	513,270.83

7426M4SE8	Private Export Funding Corporation	4.472	99.8418	05/14/2025	50,000,000.00	49,920,916.67	49,920,916.67	888,166.67
63763PSE0	National Securities Clearing Corporation	4.395	99.8440	05/14/2025	15,000,000.00	14,976,600.00	14,976,600.00	162,000.00
23102USE3	Cummins Inc.	4.382	99.8408	05/14/2025	35,000,000.00	34,944,262.50	34,944,894.45	122,295.83
23102USE3	Cummins Inc.	4.413	99.8408	05/14/2025	10,000,000.00	9,984,075.00	9,984,147.22	35,291.67
23102USE3	Cummins Inc.	4.372	99.8408	05/14/2025	35,000,000.00	34,944,262.50	34,945,020.83	121,887.50
23102USE3	Cummins Inc.	4.432	99.8408	05/14/2025	25,000,000.00	24,960,187.50	24,960,187.50	85,750.00
6698M4SD5	Novartis Finance Corporation	4.321	99.8560	05/13/2025	25,000,000.00	24,964,000.00	24,964,166.67	83,444.44
6698M4SD5	Novartis Finance Corporation	4.341	99.8560	05/13/2025	50,000,000.00	49,928,000.00	49,928,000.00	168,000.00
6698M4SD5	Novartis Finance Corporation	4.341	99.8560	05/13/2025	25,000,000.00	24,964,000.00	24,964,000.00	84,000.00
6698M4SD5	Novartis Finance Corporation	4.341	99.8560	05/13/2025	25,000,000.00	24,964,000.00	24,964,000.00	84,000.00
6698M4SD5	Novartis Finance Corporation	4.321	99.8560	05/13/2025	25,000,000.00	24,964,000.00	24,964,166.67	83,444.44
23102USD5	Cummins Inc.	4.381	99.8550	05/13/2025	25,000,000.00	24,963,750.00	24,963,666.67	84,861.11
23102USD5	Cummins Inc.	4.371	99.8550	05/13/2025	25,000,000.00	24,963,750.00	24,963,750.00	84,583.33
23102USC7	Cummins Inc.	4.431	99.8653	05/12/2025	23,500,000.00	23,468,333.75	23,468,333.75	77,726.25
19121AS93	The Coca-Cola Company	4.339	99.9042	05/09/2025	15,000,000.00	14,985,633.33	14,985,600.00	52,233.33
19121AS93	The Coca-Cola Company	4.328	99.9042	05/09/2025	25,000,000.00	24,976,055.56	24,976,055.56	80,812.50
63763PS83	National Securities Clearing Corporation	4.346	99.9162	05/08/2025	25,000,000.00	24,979,048.61	24,979,048.61	188,562.50
63763PS75	National Securities Clearing Corporation	4.346	99.9282	05/07/2025	19,000,000.00	18,986,351.67	18,986,351.67	143,307.50
82619TS73	Siemens Capital Company LLC	4.335	99.9278	05/07/2025	50,000,000.00	49,963,916.67	49,963,916.67	18,041.67
82619TS73	Siemens Capital Company LLC	4.335	99.9278	05/07/2025	30,000,000.00	29,978,350.00	29,978,350.00	10,825.00
7426M2S69	Private Export Funding Corporation	4.369	99.9407	05/06/2025	25,000,000.00	24,985,173.61	24,985,173.61	584,159.72
63763PS67	National Securities Clearing Corporation	4.349	99.9401	05/06/2025	25,000,000.00	24,985,034.72	24,985,034.72	209,513.89
03785DS64	Apple Inc.	4.312	99.9404	05/06/2025	50,000,000.00	49,970,208.33	49,970,208.33	226,416.66
6698M4S60	Novartis Finance Corporation	4.327	99.9401	05/06/2025	22,000,000.00	21,986,830.56	21,986,830.56	73,748.89
93114ES57	Walmart Inc.	4.327	99.9519	05/05/2025	25,000,000.00	24,987,972.22	24,988,027.78	83,750.00
93114ES57	Walmart Inc.	4.346	99.9519	05/05/2025	50,000,000.00	49,975,944.44	49,975,944.44	162,375.00
93114ES57	Walmart Inc.	4.346	99.9519	05/05/2025	30,000,000.00	29,985,566.67	29,985,566.67	97,425.00
82619TS24	Siemens Capital Company LLC	4.325	99.9878	05/02/2025	25,000,000.00	24,996,944.44	24,997,006.94	83,743.05
82619TS24	Siemens Capital Company LLC	4.409	99.9878	05/02/2025	50,000,000.00	49,993,888.89	49,993,888.89	97,777.78
---	---	4.370	99.5250	06/16/2025	2,899,070,000.00	2,885,234,846.25	2,885,242,907.38	16,881,970.93

**Corporate
CORP**

Cusip	Description	Yield	Market Price	Final Maturity	Par Value	Market Value	Book Value	Net Unrealized Gain/Loss
037833EC0	APPLE INC	3.934	93.0370	02/08/2028	10,000,000.00	9,303,700.00	9,298,021.41	181,000.00
037833EC0	APPLE INC	3.693	93.0370	02/08/2028	5,000,000.00	4,651,850.00	4,677,674.31	41,950.00
037833EC0	APPLE INC	4.235	93.0370	02/08/2028	50,000,000.00	46,518,500.00	46,083,738.16	601,000.00
037833DK3	APPLE INC	4.252	97.8512	11/13/2027	11,148,000.00	10,908,451.78	10,818,859.34	152,861.38
037833DK3	APPLE INC	4.070	97.8512	11/13/2027	8,275,000.00	8,097,186.80	8,063,996.00	39,571.05
037833DB3	APPLE INC	4.444	98.0225	09/12/2027	4,296,000.00	4,211,046.60	4,150,981.51	106,390.44
037833DB3	APPLE INC	3.620	98.0225	09/12/2027	25,000,000.00	24,505,625.00	24,599,483.39	8,125.00
037833DB3	APPLE INC	3.618	98.0225	09/12/2027	10,000,000.00	9,802,250.00	9,840,127.88	1,350.00
037833DB3	APPLE INC	4.322	98.0225	09/12/2027	8,635,000.00	8,464,242.88	8,363,977.90	155,473.18
931142EX7	WALMART INC	4.404	100.1939	09/09/2027	20,000,000.00	20,038,780.00	19,801,424.30	300,780.00
931142EX7	WALMART INC	4.326	100.1939	09/09/2027	3,770,000.00	3,777,310.03	3,738,942.88	48,214.53
594918CQ5	MICROSOFT CORP	3.994	99.4007	06/15/2027	6,441,000.00	6,402,399.09	6,364,700.60	63,295.71
594918CQ5	MICROSOFT CORP	3.718	99.4007	06/15/2027	5,000,000.00	4,970,035.00	4,968,009.17	11,685.00
037833CR9	APPLE INC	3.677	98.7119	05/11/2027	20,000,000.00	19,742,380.00	19,816,498.44	(18,820.00)
037833CR9	APPLE INC	3.647	98.7119	05/11/2027	10,411,000.00	10,276,895.91	10,321,482.92	(19,062.54)
931142CH4	WALMART INC	3.581	103.6591	04/05/2027	3,351,000.00	3,473,616.44	3,491,582.31	(63,095.98)
771196BV3	ROCHE HOLDINGS INC	4.559	97.1240	03/10/2027	5,000,000.00	4,856,200.00	4,805,226.50	129,400.00

771196BV3	ROCHE HOLDINGS INC	4.326	97.1240	03/10/2027	25,000,000.00	24,281,000.00	24,123,952.63	508,500.00
771196BV3	ROCHE HOLDINGS INC	4.213	97.1240	03/10/2027	20,000,000.00	19,424,800.00	19,337,066.67	340,000.00
771196BV3	ROCHE HOLDINGS INC	4.128	97.1240	03/10/2027	5,710,000.00	5,545,780.40	5,528,974.44	83,822.80
771196BV3	ROCHE HOLDINGS INC	3.870	97.1240	03/10/2027	6,000,000.00	5,827,440.00	5,835,667.54	41,460.00
037833CJ7	APPLE INC	4.528	99.1725	02/09/2027	4,700,000.00	4,661,107.50	4,609,306.17	123,210.50
037833CJ7	APPLE INC	4.797	99.1725	02/09/2027	5,000,000.00	4,958,625.00	4,880,538.96	133,675.00
037833CJ7	APPLE INC	3.970	99.1725	02/09/2027	5,000,000.00	4,958,625.00	4,948,029.58	30,775.00
037833CJ7	APPLE INC	4.004	99.1725	02/09/2027	10,000,000.00	9,917,250.00	9,890,433.53	69,360.00
037833CJ7	APPLE INC	3.748	99.1725	02/09/2027	10,000,000.00	9,917,250.00	9,932,821.52	8,650.00
771196BL5	ROCHE HOLDINGS INC	4.335	97.3662	01/28/2027	3,000,000.00	2,920,986.00	2,904,678.34	83,796.00
771196BL5	ROCHE HOLDINGS INC	4.325	97.3662	01/28/2027	3,000,000.00	2,920,986.00	2,905,170.14	82,956.00
771196BL5	ROCHE HOLDINGS INC	4.903	97.3662	01/28/2027	5,000,000.00	4,868,310.00	4,795,331.77	172,260.00
771196BL5	ROCHE HOLDINGS INC	3.876	97.3662	01/28/2027	24,000,000.00	23,367,888.00	23,404,405.00	175,728.00
771196BL5	ROCHE HOLDINGS INC	3.865	97.3662	01/28/2027	10,000,000.00	9,736,620.00	9,753,624.36	70,020.00
594918CG7	MICROSOFT CORP	4.560	98.9287	09/15/2026	14,108,000.00	13,956,861.00	13,898,679.62	271,254.52
037833DN7	APPLE INC	5.003	97.5816	09/11/2026	10,557,000.00	10,301,689.51	10,160,306.33	410,625.07
037833DN7	APPLE INC	4.211	97.5816	09/11/2026	15,000,000.00	14,637,240.00	14,576,837.57	98,640.00
594918BR4	MICROSOFT CORP	4.510	97.9579	08/08/2026	11,846,000.00	11,604,092.83	11,545,918.41	236,671.23
594918BR4	MICROSOFT CORP	4.070	97.9579	08/08/2026	20,000,000.00	19,591,580.00	19,595,941.36	221,180.00
037833BZ2	APPLE INC	4.875	98.2577	08/04/2026	34,000,000.00	33,407,618.00	33,024,542.17	1,072,258.00
037833BZ2	APPLE INC	5.028	98.2577	08/04/2026	16,000,000.00	15,721,232.00	15,512,963.27	551,312.00
037833BY5	APPLE INC	4.398	99.2842	02/23/2026	5,000,000.00	4,964,210.00	4,954,829.47	36,210.00
037833BY5	APPLE INC	4.412	99.2842	02/23/2026	10,000,000.00	9,928,420.00	9,910,562.13	164,620.00
037833BY5	APPLE INC	4.381	99.2842	02/23/2026	15,000,000.00	14,892,630.00	14,866,553.24	107,130.00
037833BY5	APPLE INC	4.411	99.2842	02/23/2026	436,000.00	432,879.11	432,102.16	7,173.07
037833BY5	APPLE INC	4.276	99.2842	02/23/2026	7,691,000.00	7,635,947.82	7,628,498.61	24,857.31
771196BJ0	ROCHE HOLDINGS INC	4.882	99.1361	11/10/2025	3,300,000.00	3,271,491.30	3,268,868.41	70,854.30
931142EW9	WALMART INC	4.019	99.9376	09/09/2025	1,984,000.00	1,982,761.98	1,983,170.36	1,003.90
931142EW9	WALMART INC	4.044	99.9376	09/09/2025	50,000,000.00	49,968,800.00	49,974,527.78	35,300.00
931142ED1	WALMART INC	4.214	99.8518	06/26/2025	1,668,000.00	1,665,528.02	1,666,325.45	5,751.26
742651DW9	PRIVATE EXPORT FUNDING CORP	4.202	99.8502	06/15/2025	23,790,000.00	23,754,362.58	23,762,557.17	127,799.88
---	---	4.207	97.9698	12/18/2026	583,117,000.00	571,024,481.58	568,817,911.14	7,106,971.61

MM Fund
MMFUND

Cusip	Description	Yield	Market Price	Final Maturity	Par Value	Market Value	Book Value	Net Unrealized Gain/Loss
09248U700	BLKRK LQ:FEDFUND INSTL	4.250	1.0000	04/30/2025	1,000,000.00	1,000,000.00	1,000,000.00	0.00
38141W273	GOLDMAN:FS GOVT INST	4.250	1.0000	04/30/2025	1,000,000.00	1,000,000.00	1,000,000.00	0.00
949921126	ALLSPRING:GOVT MM SEL	4.280	1.0000	04/30/2025	1,000,000.00	1,000,000.00	1,000,000.00	0.00
949921126	ALLSPRING:GOVT MM SEL	4.280	1.0000	04/30/2025	150,000,000.00	150,000,000.00	150,000,000.00	0.00
949921126	ALLSPRING:GOVT MM SEL	4.280	1.0000	04/30/2025	25,000,000.00	25,000,000.00	25,000,000.00	0.00
608919718	FEDERATED HRMS GV O PRMR	4.280	1.0000	04/30/2025	1,000,000.00	1,000,000.00	1,000,000.00	0.00
31607A703	FIDELITY IMM:GOVT INSTL	4.280	1.0000	04/30/2025	1,000,000.00	1,000,000.00	1,000,000.00	0.00
31607A703	FIDELITY IMM:GOVT INSTL	4.280	1.0000	04/30/2025	92,000,000.00	92,000,000.00	92,000,000.00	0.00
31607A703	FIDELITY IMM:GOVT INSTL	4.280	1.0000	04/30/2025	65,000,000.00	65,000,000.00	65,000,000.00	0.00
61747C707	MORG STAN I LQ:GV I	4.260	1.0000	04/30/2025	1,000,000.00	1,000,000.00	1,000,000.00	0.00
85749T517	SS INST INV:US GV MM OPP	4.280	1.0001	04/30/2025	51,000,000.00	51,005,100.00	51,000,000.00	5,100.00
85749T517	SS INST INV:US GV MM OPP	4.280	1.0001	04/30/2025	65,000,000.00	65,006,500.00	65,000,000.00	6,500.00
85749T517	SS INST INV:US GV MM OPP	4.280	1.0001	04/30/2025	150,000,000.00	150,015,000.00	150,000,000.00	15,000.00
69347S	PNC BANK DEPOSIT	4.330	1.0000	04/30/2025	25,000,000.00	25,000,000.00	25,000,000.00	0.00
69347S	PNC BANK DEPOSIT	4.330	1.0000	04/30/2025	75,000,000.00	75,000,000.00	75,000,000.00	0.00

69347S	PNC BANK DEPOSIT	4.330	1.0000	04/30/2025	100,000,000.00	100,000,000.00	100,000,000.00	0.00
69347S	PNC BANK DEPOSIT	4.330	1.0000	04/30/2025	100,000,000.00	100,000,000.00	100,000,000.00	0.00
69347S	PNC BANK DEPOSIT	4.330	1.0000	04/30/2025	100,000,000.00	100,000,000.00	100,000,000.00	0.00
69347S	PNC BANK DEPOSIT	4.330	1.0000	04/30/2025	100,000,000.00	100,000,000.00	100,000,000.00	0.00
4812CA538	JPMORGAN:US GVT MM EMPWR	4.240	1.0000	04/30/2025	1,000,000.00	1,000,000.00	1,000,000.00	0.00
---	---	4.303	1.0000	04/30/2025	1,105,000,000.00	1,105,026,600.00	1,105,000,000.00	26,600.00

Muni

MUNI								
Cusip	Description	Yield	Market Price	Final Maturity	Par Value	Market Value	Book Value	Net Unrealized Gain/Loss
60412AR54	MINNESOTA ST	4.051	101.0520	08/01/2028	1,250,000.00	1,263,150.00	1,250,000.00	13,150.00
419792M29	HAWAII ST	4.513	102.4430	10/01/2027	5,000,000.00	5,122,150.00	5,053,765.88	38,000.00
13063D3N6	CALIFORNIA ST	4.847	101.5080	03/01/2027	9,300,000.00	9,440,244.00	9,300,000.00	140,244.00
13063DRD2	CALIFORNIA ST	4.259	97.7240	10/01/2026	5,500,000.00	5,374,820.00	5,359,017.09	38,665.00
13063EBN5	CALIFORNIA ST	5.096	101.0020	09/01/2026	30,000,000.00	30,300,600.00	30,151,640.65	31,500.00
93974EYC4	WASHINGTON ST	3.370	99.3950	08/01/2026	20,825,000.00	20,699,008.75	20,825,000.00	(125,991.25)
419792A89	HAWAII ST	1.033	99.3110	10/01/2025	12,775,000.00	12,686,980.25	12,864,775.65	(938,834.75)
419792D45	HAWAII ST	1.033	98.6110	10/01/2025	3,660,000.00	3,609,162.60	3,660,000.00	(50,837.40)
419792F92	HAWAII ST	1.033	99.1470	08/01/2025	6,250,000.00	6,196,687.50	6,250,000.00	(53,312.50)
802498YZ2	SANTA MONICA-MALIBU UNIFIED SCHOOL FACILITY IMPI	0.669	99.0810	08/01/2025	1,000,000.00	990,810.00	1,000,000.00	(9,190.00)
56781RKT3	MARIN CALIF CMNTY COLLEGE DIST	0.763	99.1000	08/01/2025	1,065,000.00	1,055,415.00	1,065,000.00	(9,585.00)
074437HB3	BEAUMONT CALIF UNI SCH DIST	1.109	99.1270	08/01/2025	500,000.00	495,635.00	500,000.00	(4,365.00)
7994082E8	SAN RAMON VALLEY CALIF UNI SCH DIST	0.967	99.1430	08/01/2025	4,505,000.00	4,466,392.15	4,505,000.00	(38,607.85)
93974EYB6	WASHINGTON ST	3.350	99.7060	08/01/2025	10,065,000.00	10,035,408.90	10,065,000.00	(29,591.10)
60412AR21	MINNESOTA ST	4.593	100.0580	08/01/2025	500,000.00	500,290.00	500,000.00	290.00
358233DW1	FRESNO CALIF UNI SCH DIST	4.622	100.0580	08/01/2025	320,000.00	320,185.60	320,000.00	185.60
797356NV0	SAN DIEGO CALIF UNI SCH DIST	4.454	100.0680	07/01/2025	22,570,000.00	22,585,347.60	22,570,000.00	15,347.60
---	---	3.605	100.0464	04/01/2026	135,085,000.00	135,142,287.35	135,239,199.27	(982,932.65)

Mutual Fund

Open-End Fund								
Cusip	Description	Yield	Market Price	Final Maturity	Par Value	Market Value	Book Value	Net Unrealized Gain/Loss
CLTRSF	CALTRUST	4.390	1.0086	---	93,213,169.12	94,017,200.84	94,017,200.84	(0.00)
CLTRSF	CALTRUST	4.390	1.0086	---	93,213,169.12	94,017,200.84	94,017,200.84	(0.00)

Non-US Gov

SUPRANATIONAL								
Cusip	Description	Yield	Market Price	Final Maturity	Par Value	Market Value	Book Value	Net Unrealized Gain/Loss
459058KD4	INTERNATIONAL BANK FOR RECONSTRUCTION AND DEV	4.630	99.6836	11/22/2028	10,000,000.00	9,968,360.00	10,000,000.00	(31,640.00)
459058LG6	INTERNATIONAL BANK FOR RECONSTRUCTION AND DEV	5.590	100.0090	05/15/2028	10,000,000.00	10,000,900.00	10,013,773.72	(16,100.00)
459058LG6	INTERNATIONAL BANK FOR RECONSTRUCTION AND DEV	5.584	100.0090	05/15/2028	10,000,000.00	10,000,900.00	10,013,144.74	(15,300.00)
459058LG6	INTERNATIONAL BANK FOR RECONSTRUCTION AND DEV	5.601	100.0090	05/15/2028	10,000,000.00	10,000,900.00	10,011,542.04	(13,200.00)
459058LG6	INTERNATIONAL BANK FOR RECONSTRUCTION AND DEV	5.096	100.0090	05/15/2028	5,000,000.00	5,000,450.00	5,005,015.06	(5,550.00)
459058LG6	INTERNATIONAL BANK FOR RECONSTRUCTION AND DEV	4.919	100.0090	05/15/2028	10,000,000.00	10,000,900.00	10,005,860.80	(5,700.00)
45950VTK2	INTERNATIONAL FINANCE CORP	4.841	101.9760	03/23/2027	15,000,000.00	15,296,399.40	15,000,000.00	296,399.40
45950VSW7	INTERNATIONAL FINANCE CORP	4.430	101.3717	02/22/2027	50,000,000.00	50,685,850.00	50,000,000.00	685,850.00
45950VRX6	INTERNATIONAL FINANCE CORP	4.077	100.3538	02/01/2027	25,000,000.00	25,088,449.25	24,969,212.51	157,949.25

45950VSY3	INTERNATIONAL FINANCE CORPORATION	4.644	100.3221	02/26/2026	25,000,000.00	25,080,534.25	25,000,000.00	80,534.25
459058JJ3	INTERNATIONAL BANK FOR RECONSTRUCTION AND DEV	4.750	100.0367	09/18/2025	25,000,000.00	25,009,175.00	25,017,060.93	(24,825.00)
459058JJ3	INTERNATIONAL BANK FOR RECONSTRUCTION AND DEV	4.607	100.0367	09/18/2025	25,000,000.00	25,009,175.00	25,018,786.76	(27,325.00)
---	---	4.704	100.5189	01/14/2027	220,000,000.00	221,141,992.90	220,054,396.56	1,081,092.90

Repo
REPO

Cusip	Description	Yield	Market Price	Final Maturity	Par Value	Market Value	Book Value	Net Unrealized Gain/Loss
RP05132025433	RIVCO_JEFFERIES REPO	4.330	100.0000	05/13/2025	100,000,000.00	100,000,000.00	100,000,000.00	0.00
RP05062025433	RIVCO_JEFFERIES REPO	4.330	100.0000	05/06/2025	160,000,000.00	160,000,000.00	160,000,000.00	0.00
RP05012025437	RIVCO_JEFFERIES REPO/BANK NY	4.370	100.0000	05/01/2025	600,000,000.00	600,000,000.00	600,000,000.00	0.00
---	---	4.358	100.0000	05/03/2025	860,000,000.00	860,000,000.00	860,000,000.00	0.00

US Gov
T-BILL

Cusip	Description	Yield	Market Price	Final Maturity	Par Value	Market Value	Book Value	Net Unrealized Gain/Loss
912797PV3	UNITED STATES TREASURY	4.135	96.6414	03/19/2026	10,000,000.00	9,664,136.10	9,646,157.78	64,131.65
912797PM3	UNITED STATES TREASURY	3.899	96.9089	02/19/2026	25,000,000.00	24,227,229.25	24,234,375.00	50,145.92
912797PM3	UNITED STATES TREASURY	3.988	96.9089	02/19/2026	35,000,000.00	33,918,120.95	33,904,300.79	92,084.39
912797PM3	UNITED STATES TREASURY	4.048	96.9089	02/19/2026	50,000,000.00	48,454,458.50	48,411,175.00	135,154.33
912797PM3	UNITED STATES TREASURY	4.018	96.9089	02/19/2026	15,000,000.00	14,536,337.55	14,526,782.50	33,698.80
912797PD3	UNITED STATES TREASURY	4.008	97.1811	01/22/2026	15,000,000.00	14,577,170.85	14,572,083.58	30,826.60
912797MH7	UNITED STATES TREASURY	4.177	98.5493	09/04/2025	25,000,000.00	24,637,312.50	24,649,335.00	536,239.44
912797QH3	UNITED STATES TREASURY	4.308	98.8827	08/05/2025	50,000,000.00	49,441,333.50	49,440,000.00	18,833.50
912797QB6	UNITED STATES TREASURY	4.313	99.0433	07/22/2025	10,000,000.00	9,904,333.30	9,904,344.73	32,651.35
---	UNITED STATES TREASURY	4.104	97.6091	12/10/2025	235,000,000.00	229,360,432.50	229,288,554.39	993,765.98

US Gov
US GOV

Cusip	Description	Yield	Market Price	Final Maturity	Par Value	Market Value	Book Value	Net Unrealized Gain/Loss
91282CLC3	UNITED STATES TREASURY	4.081	101.2578	07/31/2029	10,000,000.00	10,125,781.20	9,969,123.09	162,109.32
91282CJF9	UNITED STATES TREASURY	4.010	104.0391	10/31/2028	10,000,000.00	10,403,906.20	10,279,318.29	121,093.70
91282CCY5	UNITED STATES TREASURY	3.548	92.4375	09/30/2028	7,000,000.00	6,470,625.00	6,491,745.38	65,625.00
9128284V9	UNITED STATES TREASURY	4.146	97.7188	08/15/2028	20,000,000.00	19,543,750.00	19,237,051.46	481,250.00
91282CHK0	UNITED STATES TREASURY	4.125	101.2188	06/30/2028	25,000,000.00	25,304,687.50	24,911,640.07	444,335.94
91282CHE4	UNITED STATES TREASURY	3.862	100.0625	05/31/2028	6,000,000.00	6,003,750.00	5,959,004.85	45,000.00
912810FB9	UNITED STATES TREASURY	4.003	105.8750	11/15/2027	15,000,000.00	15,881,250.00	15,726,593.41	(543,750.00)
91282CFH9	UNITED STATES TREASURY	3.269	98.9375	08/31/2027	5,000,000.00	4,946,875.00	4,984,598.77	(20,117.19)
912810FA1	UNITED STATES TREASURY	3.247	105.8867	08/15/2027	15,000,000.00	15,883,007.85	15,984,553.50	(1,250,976.53)
912810FA1	UNITED STATES TREASURY	3.483	105.8867	08/15/2027	15,000,000.00	15,883,007.85	15,904,910.47	(1,074,023.40)
91282CEW7	UNITED STATES TREASURY	3.109	99.2852	06/30/2027	15,000,000.00	14,892,773.40	15,042,033.50	(201,562.54)
91282CEW7	UNITED STATES TREASURY	3.213	99.2852	06/30/2027	15,000,000.00	14,892,773.40	15,010,983.85	(131,835.98)
912828ZS2	UNITED STATES TREASURY	2.845	93.7969	05/31/2027	20,000,000.00	18,759,375.00	19,096,368.43	930,468.75
91282CEF4	UNITED STATES TREASURY	2.502	97.9375	03/31/2027	25,000,000.00	24,484,375.00	24,999,252.34	(513,671.88)
91282CEF4	UNITED STATES TREASURY	2.503	97.9375	03/31/2027	25,000,000.00	24,484,375.00	24,998,504.67	(511,718.75)
912810EZ7	UNITED STATES TREASURY	3.048	105.1836	02/15/2027	15,000,000.00	15,777,539.10	15,891,635.85	(1,471,289.03)
912810EY0	UNITED STATES TREASURY	4.205	104.3359	11/15/2026	25,000,000.00	26,083,984.25	25,804,126.11	(1,052,734.50)

91282CDG3	UNITED STATES TREASURY	2.884	96.2539	10/31/2026	10,000,000.00	9,625,390.60	9,754,377.83	367,187.47
91282CCZ2	UNITED STATES TREASURY	0.982	96.0820	09/30/2026	20,000,000.00	19,216,406.20	19,970,507.10	(679,427.40)
91282CCZ2	UNITED STATES TREASURY	2.540	96.0820	09/30/2026	15,000,000.00	14,412,304.65	14,667,974.33	468,749.96
91282CCW9	UNITED STATES TREASURY	0.832	96.1016	08/31/2026	25,000,000.00	24,025,390.50	24,973,440.70	(875,025.75)
91282CCW9	UNITED STATES TREASURY	0.902	96.1016	08/31/2026	25,000,000.00	24,025,390.50	24,950,646.74	(791,992.31)
91282CCJ8	UNITED STATES TREASURY	0.882	96.6367	06/30/2026	20,000,000.00	19,327,343.80	19,998,408.71	(665,823.00)
91282CCJ8	UNITED STATES TREASURY	0.906	96.6367	06/30/2026	35,000,000.00	33,822,851.65	34,987,582.94	(1,123,828.04)
91282CBT7	UNITED STATES TREASURY	0.715	97.1563	03/31/2026	25,000,000.00	24,289,062.50	25,007,873.79	(750,000.00)
91282CKH3	UNITED STATES TREASURY	4.125	100.4922	03/31/2026	10,000,000.00	10,049,218.70	10,033,146.11	12,499.95
91282CKH3	UNITED STATES TREASURY	4.107	100.4922	03/31/2026	10,000,000.00	10,049,218.70	10,034,721.53	10,546.82
91282CBQ3	UNITED STATES TREASURY	0.591	97.1484	02/28/2026	20,000,000.00	19,429,687.40	19,985,133.25	(480,821.20)
91282CKB6	UNITED STATES TREASURY	4.212	100.4883	02/28/2026	50,000,000.00	50,244,140.50	50,166,090.13	42,968.63
91282CKB6	UNITED STATES TREASURY	4.212	100.4883	02/28/2026	5,000,000.00	5,024,414.05	5,016,609.02	4,296.86
912828P46	UNITED STATES TREASURY	0.799	98.1289	02/15/2026	10,000,000.00	9,812,890.60	10,064,199.09	(588,669.40)
912828P46	UNITED STATES TREASURY	0.670	98.1289	02/15/2026	10,000,000.00	9,812,890.60	10,074,503.88	(653,125.03)
912828P46	UNITED STATES TREASURY	4.307	98.1289	02/15/2026	50,000,000.00	49,064,453.00	48,967,603.01	349,609.25
91282CGL9	UNITED STATES TREASURY	4.282	99.9688	02/15/2026	50,000,000.00	49,984,375.00	49,891,311.21	123,046.90
91282CGL9	UNITED STATES TREASURY	4.062	99.9688	02/15/2026	15,000,000.00	14,995,312.50	14,992,174.66	3,515.62
91282CBH3	UNITED STATES TREASURY	0.593	97.2969	01/31/2026	10,000,000.00	9,729,687.50	9,983,844.31	(164,453.13)
91282CBH3	UNITED STATES TREASURY	2.447	97.2969	01/31/2026	15,000,000.00	14,594,531.25	14,778,070.98	732,421.87
91282CBH3	UNITED STATES TREASURY	0.586	97.2969	01/31/2026	10,000,000.00	9,729,687.50	9,984,364.59	(167,578.13)
91282CJV4	UNITED STATES TREASURY	4.277	100.1328	01/31/2026	50,000,000.00	50,066,406.00	49,989,102.13	80,077.87
91282CJV4	UNITED STATES TREASURY	4.277	100.1328	01/31/2026	20,000,000.00	20,026,562.40	19,995,640.85	32,031.15
91282CGE5	UNITED STATES TREASURY	4.028	99.9023	01/15/2026	15,000,000.00	14,985,351.60	14,983,550.73	3,515.66
91282CBC4	UNITED STATES TREASURY	0.700	97.5898	12/31/2025	25,000,000.00	24,397,461.00	24,946,615.40	(254,882.75)
91282CBC4	UNITED STATES TREASURY	4.127	97.5898	12/31/2025	50,000,000.00	48,794,922.00	48,781,037.42	263,672.00
91282CBC4	UNITED STATES TREASURY	4.127	97.5898	12/31/2025	50,000,000.00	48,794,922.00	48,781,037.42	263,672.00
91282CJL6	UNITED STATES TREASURY	4.409	100.4180	11/30/2025	25,000,000.00	25,104,492.25	25,065,628.14	(10,742.13)
91282CFW6	UNITED STATES TREASURY	4.339	100.1602	11/15/2025	10,000,000.00	10,016,015.60	10,008,429.84	390.60
91282CFW6	UNITED STATES TREASURY	4.353	100.1602	11/15/2025	15,000,000.00	15,024,023.40	15,011,508.25	2,343.71
91282CJE2	UNITED STATES TREASURY	4.330	100.3867	10/31/2025	50,000,000.00	50,193,359.50	50,162,553.51	(130,859.25)
91282CJE2	UNITED STATES TREASURY	4.192	100.3867	10/31/2025	50,000,000.00	50,193,359.50	50,195,641.45	(212,890.50)
91282CJE2	UNITED STATES TREASURY	4.343	100.3867	10/31/2025	50,000,000.00	50,193,359.50	50,159,296.66	(119,140.50)
91282CJE2	UNITED STATES TREASURY	4.402	100.3867	10/31/2025	25,000,000.00	25,096,679.75	25,072,395.65	(42,968.69)
91282CFP1	UNITED STATES TREASURY	4.202	100.0195	10/15/2025	25,000,000.00	25,004,882.75	25,005,361.73	(6,836.00)
91282CFP1	UNITED STATES TREASURY	4.177	100.0195	10/15/2025	25,000,000.00	25,004,882.75	25,008,064.69	(12,695.38)
91282CFP1	UNITED STATES TREASURY	4.299	100.0195	10/15/2025	5,000,000.00	5,000,976.55	4,998,881.70	3,320.30
91282CAM3	UNITED STATES TREASURY	3.950	98.3477	09/30/2025	25,000,000.00	24,586,914.00	24,626,157.41	516,601.50
91282CAM3	UNITED STATES TREASURY	0.815	98.3477	09/30/2025	25,000,000.00	24,586,914.00	24,942,291.24	141,601.50
91282CAM3	UNITED STATES TREASURY	0.950	98.3477	09/30/2025	25,000,000.00	24,586,914.00	24,928,663.53	263,671.81
91282CJB8	UNITED STATES TREASURY	4.352	100.2969	09/30/2025	50,000,000.00	50,148,437.50	50,129,826.07	(130,859.38)
91282CFK2	UNITED STATES TREASURY	4.126	99.7188	09/15/2025	50,000,000.00	49,859,375.00	49,886,044.90	167,968.75
91282CFK2	UNITED STATES TREASURY	4.126	99.7188	09/15/2025	50,000,000.00	49,859,375.00	49,886,044.90	167,968.75
91282CFK2	UNITED STATES TREASURY	3.940	99.7188	09/15/2025	15,000,000.00	14,957,812.50	14,975,895.23	19,921.87
9128284Z0	UNITED STATES TREASURY	4.241	99.4492	08/31/2025	50,000,000.00	49,724,609.50	49,758,409.29	437,500.12
91282CAB7	UNITED STATES TREASURY	4.413	98.9688	07/31/2025	25,000,000.00	24,742,187.50	24,746,292.89	453,125.00
9128284R8	UNITED STATES TREASURY	2.799	99.8516	05/31/2025	15,000,000.00	14,977,734.30	15,000,888.26	(55,664.14)

---	UNITED STATES TREASURY	3.393	99.3117	04/23/2026	1,528,000,000.00	1,517,014,413.30	1,525,619,287.18	(7,507,853.28)
-----	-------------------------------	--------------	----------------	-------------------	-------------------------	-------------------------	-------------------------	-----------------------

Summary

Cusip	Description	Yield	Market Price	Final Maturity	Par Value	Market Value	Book Value	Net Unrealized Gain/Loss
---	---	4.029	92.6291	06/22/2026	17,409,865,222.92	17,317,479,947.02	17,332,373,597.22	39,561,253.13