

**SUBMITTAL TO THE BOARD OF SUPERVISORS
COUNTY OF RIVERSIDE, STATE OF CALIFORNIA**



**ITEM: 2.20
(ID # 28114)**

MEETING DATE:
Tuesday, June 24, 2025


FROM : TREASURER-TAX COLLECTOR

SUBJECT: TREASURER-TAX COLLECTOR: Receive and File the Treasurer's Monthly Disclosure Report on Investments dated May 2025, All Districts. [\$0]

RECOMMENDED MOTION: That the Board of Supervisors:

1. Receives and files the 'Monthly Disclosure Report on Investments' dated May 2025.

ACTION:Consent


Matthew Jennings, Treasurer-Tax Collector 6/11/2025

MINUTES OF THE BOARD OF SUPERVISORS

On motion of Supervisor Spiegel, seconded by Supervisor Medina and duly carried by unanimous vote, IT WAS ORDERED that the above matter is received and filed as recommended.

Ayes: Medina, Spiegel, Washington, Perez and Gutierrez
Nays: None
Absent: None
Date: June 24, 2025
xc: TTC

Kimberly A. Rector
Clerk of the Board
By: 
Deputy

**SUBMITTAL TO THE BOARD OF SUPERVISORS COUNTY OF RIVERSIDE,
STATE OF CALIFORNIA**

FINANCIAL DATA	Current Fiscal Year:	Next Fiscal Year:	Total Cost:	Ongoing Cost
COST	\$ 0	\$ 0	\$ 0	\$ 0
NET COUNTY COST	\$ 0	\$ 0	\$ 0	\$ 0
SOURCE OF FUNDS: NA			Budget Adjustment:	No
			For Fiscal Year:	2024-2025

C.E.O. RECOMMENDATION: Approve

BACKGROUND:

Summary

The County Treasurer -Tax Collector is submitting the above noted report to the County Board of Supervisors in keeping with Section 53607 of the California Government Code, which requires a quarterly report on the status of investments. The practice has been to provide the Board with a monthly report. The report gives various statistics on the portfolio as to overall composition, liquidity, credit quality on the various securities and provides several trends on earnings performance, average weighted maturity, and the portfolio's 'paper loss or gain'.



County of Riverside

TREASURER-TAX COLLECTOR'S
POOLED INVESTMENT FUND
MAY 2025 REPORT

U.S. Fiscal Policy Concern Highlighted in May

Investors' focus on United States' fiscal management intensified with Moody's May 16 long-term credit rating downgrade of the United States. Moody's lowered the Aaa rating by one notch, on a 21-notch rating scale, to Aa1, driven by the growth and size of US fiscal deficits and growing interest costs

Recall S&P lowered their US rating to AA+ in 2011 and Fitch to AA+ in 2023. While Fitch's 2023 downgrade did not affect their TPIF AAAf/S1 ratings, Moody's methodology drove Moody's to cut the TPIF ratings one notch as well to Aa-bf, as a direct result of the US downgrade. Other relevant portfolio characteristics remained materially unchanged.

Recognizing the US fiscal challenges raised by Moody's, many investors like the TPIF continue to believe the United States is the world's safest sovereign for investment purposes. With that in mind, the TPIF is not altering its investment strategy.

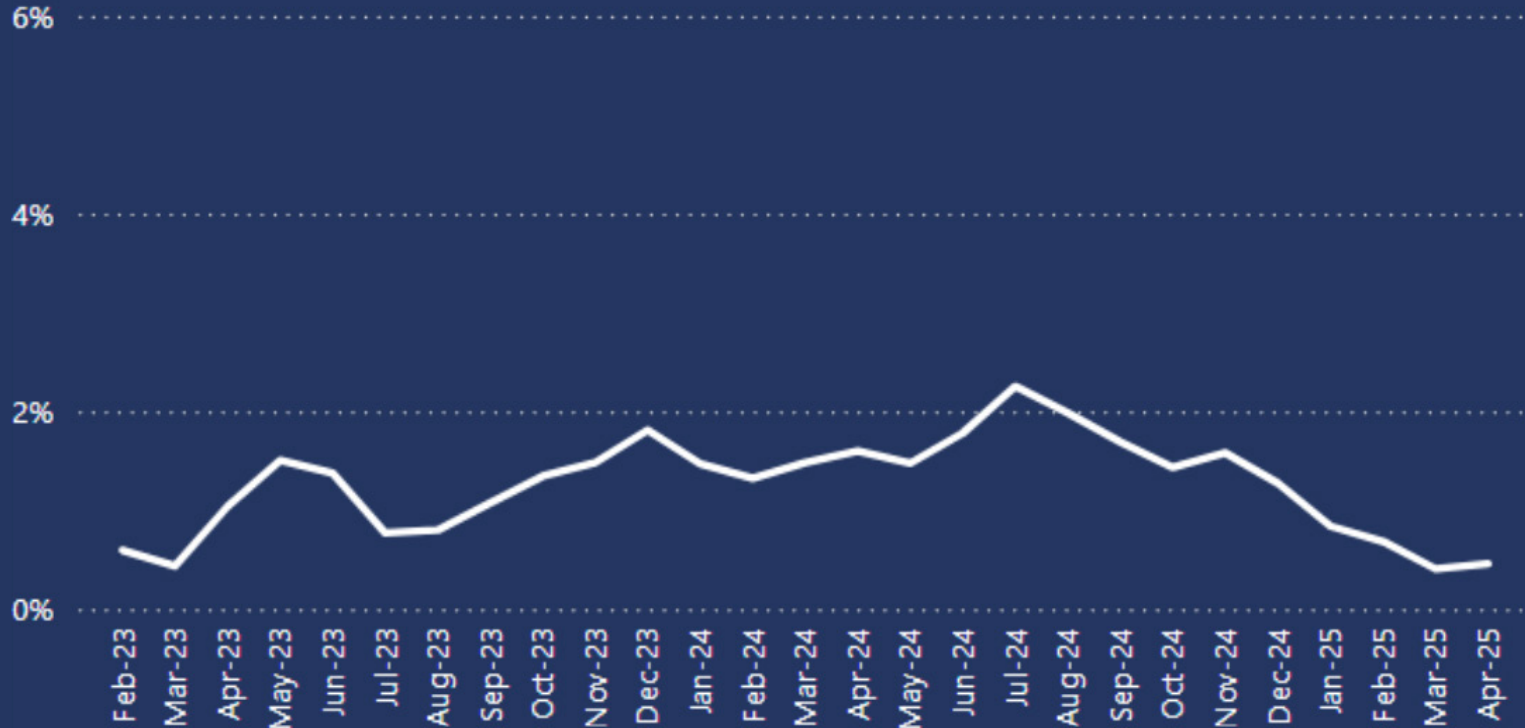
May economic releases included New Home Sales, which rose 7.4%. While high mortgage rates are making it more difficult for buyers, demand seems to still be strong. This bodes well for the construction industry and all housing related suppliers. Here in Riverside County median home prices remained steady at \$645,000 while days on the market dropped to 37 from 46 in January.

Riverside County Median Home Price



Nonfarm Payrolls, reporting 177,000 jobs were created in April (above expectations). The unemployment rate remained at a very healthy 4.2%. Unemployment shrank to a historic 3.4% two years ago during a period of labor shortages but has now stayed close to 4% for more than a year.

Riverside MSA Non Farm Payroll (%Change)



The Federal Reserve met on May 7th and left the Funds Rate unchanged at 4.25% - 4.50%, citing steady jobs as one of the reasons they feel a rate cut is not yet warranted. Fed funds futures trading showed less expectation of rate cuts this year. By month-end, the implied rate for the December meeting was 3.78% up from 3.31% at the beginning of the month. Higher short-term rates help investors, like the TPIF, earn higher returns.

In Treasury trading, the 2-year note began the month at a yield of 3.70% and ended the month at 3.90%. 5-year notes began the month at a yield of 3.80% and ended the month at 3.96%. In stocks, the Dow Jones Industrial Average began the month at 40,700 and ended the month at 42,200.

INVESTMENT RESULTS

Objective

The Fund seeks to safeguard the principal of the funds under the Treasurer's control, meet the liquidity needs of the depositors, and to maximize a return on the funds within the given parameters. The Fund invests exclusively in high-quality, short-term securities maturing within 5 years. The Fund is comprised of contributions from the county, schools, special districts, and other discretionary depositors throughout the County of Riverside. The Fund is in full compliance with the Treasurer-Tax Collector Statement of Policy and California Government Code.

\$ 16.01bn
Market Value

\$ 16.00bn
Principal

\$ 10.52M
Unrealized Gain/Loss

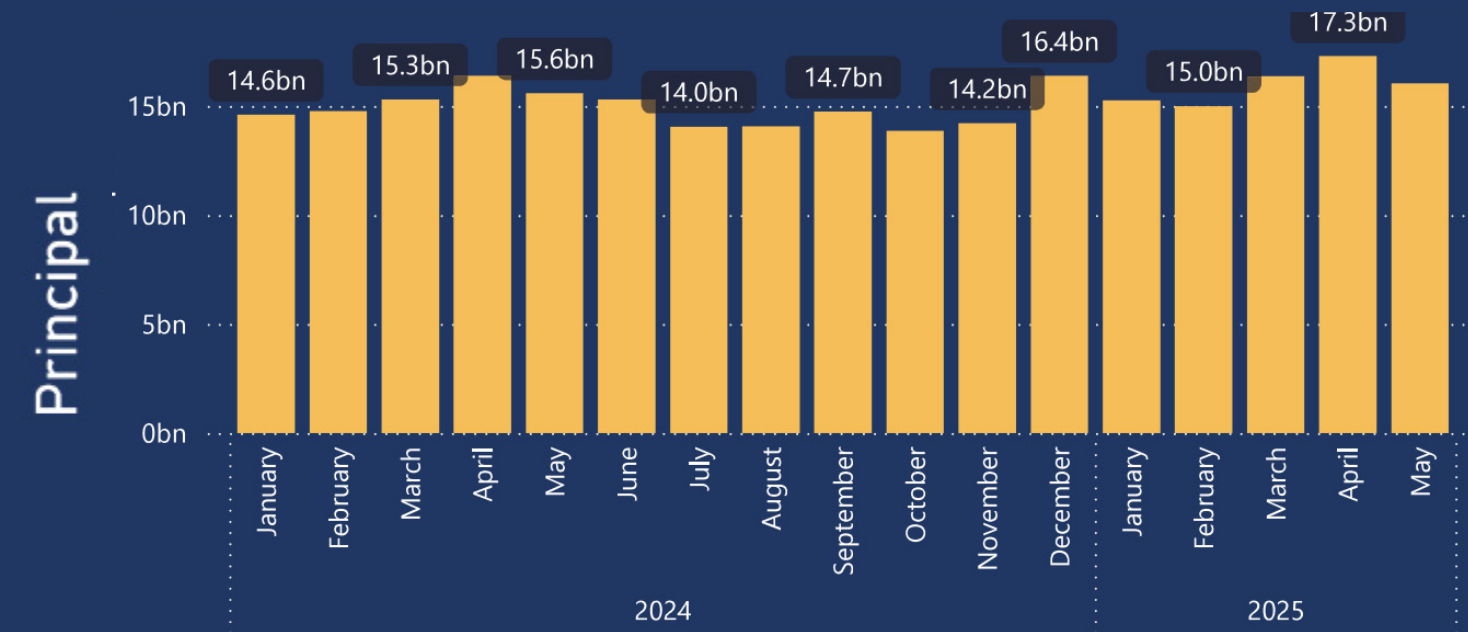
0.07
Unrealized Gain/Loss %

4.01
YTM %

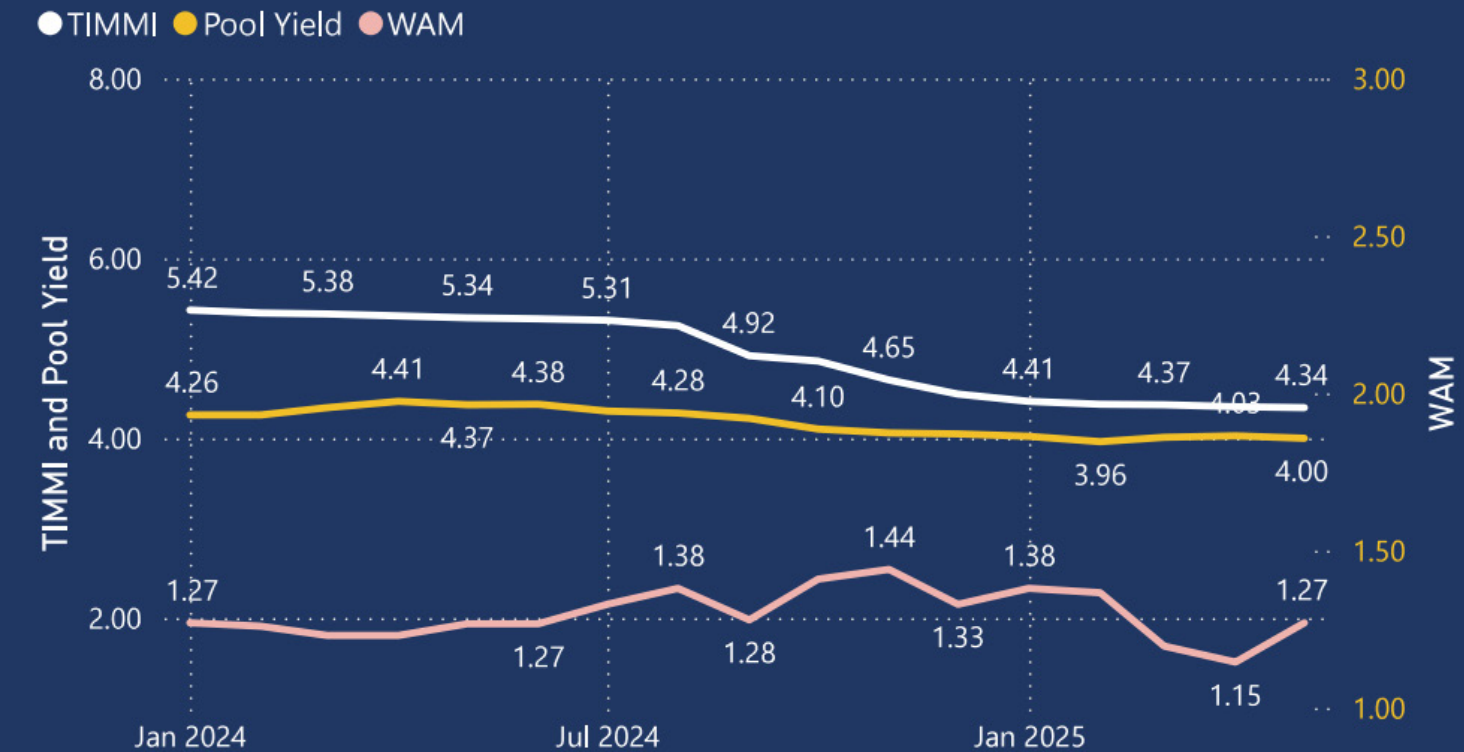
1.26
WAM (YRS)


Rated Aa -bf by Moody's Investor Services and AA Af/S1 by Fitch Ratings, two of the nation's most trusted bond credit rating services.

Historical Fund Size



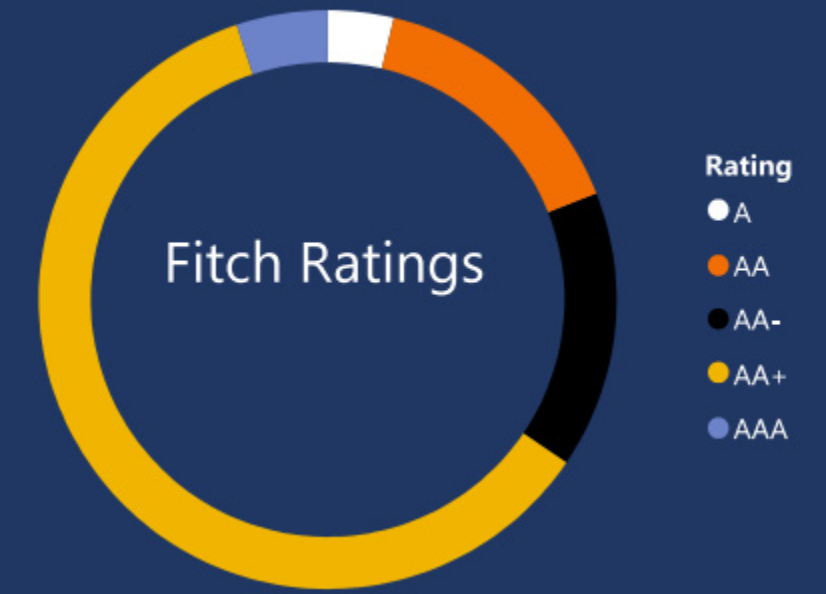
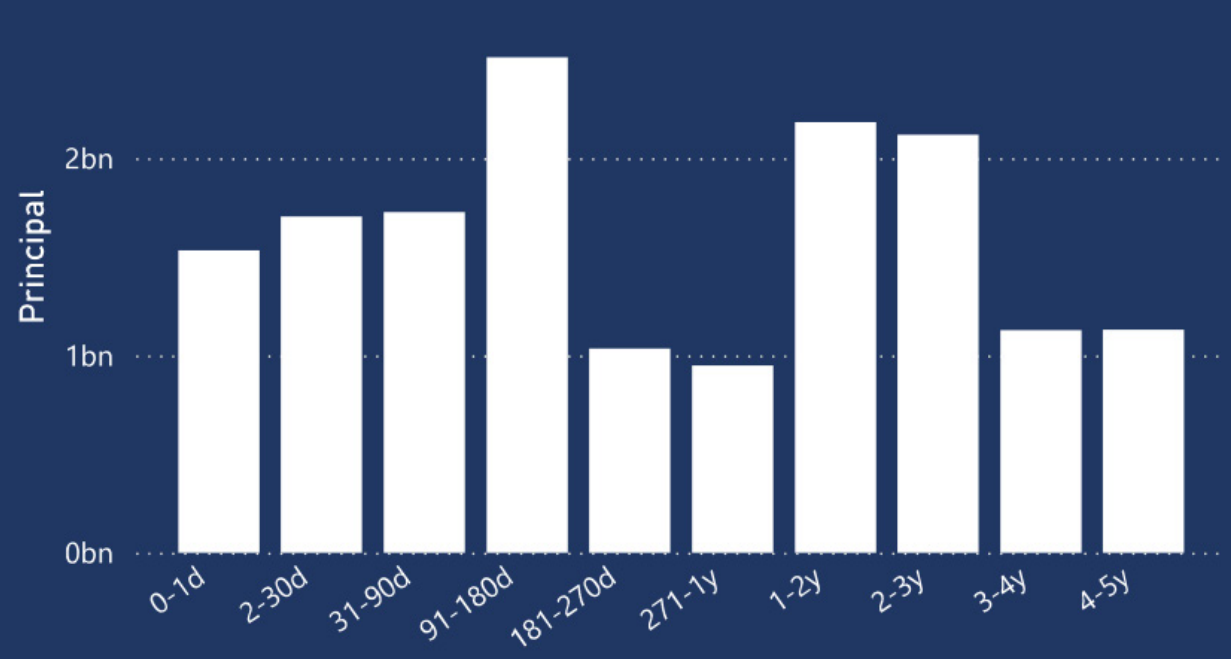
Purchase Yield vs TIMMI Index





Federal Home Loan Banks	2,339,912,903.05
United States Department of The Treasury	1,882,233,998.21
Federal Farm Credit Banks Funding Corporat...	1,767,072,367.75
Federal National Mortgage Association	1,684,453,633.25
Federal Home Loan Mortgage Corporation	1,355,745,980.78
PNC	650,000,000.00
Svenska Handels AB Publ - New York Branch	550,000,659.02
Private Export Funding Corporation	536,936,652.98
Apple Inc.	511,959,793.45
Royal Bank of Canada New York Branch	465,000,000.00

Principal by Maturity



Holdings Summary

Cash Flows

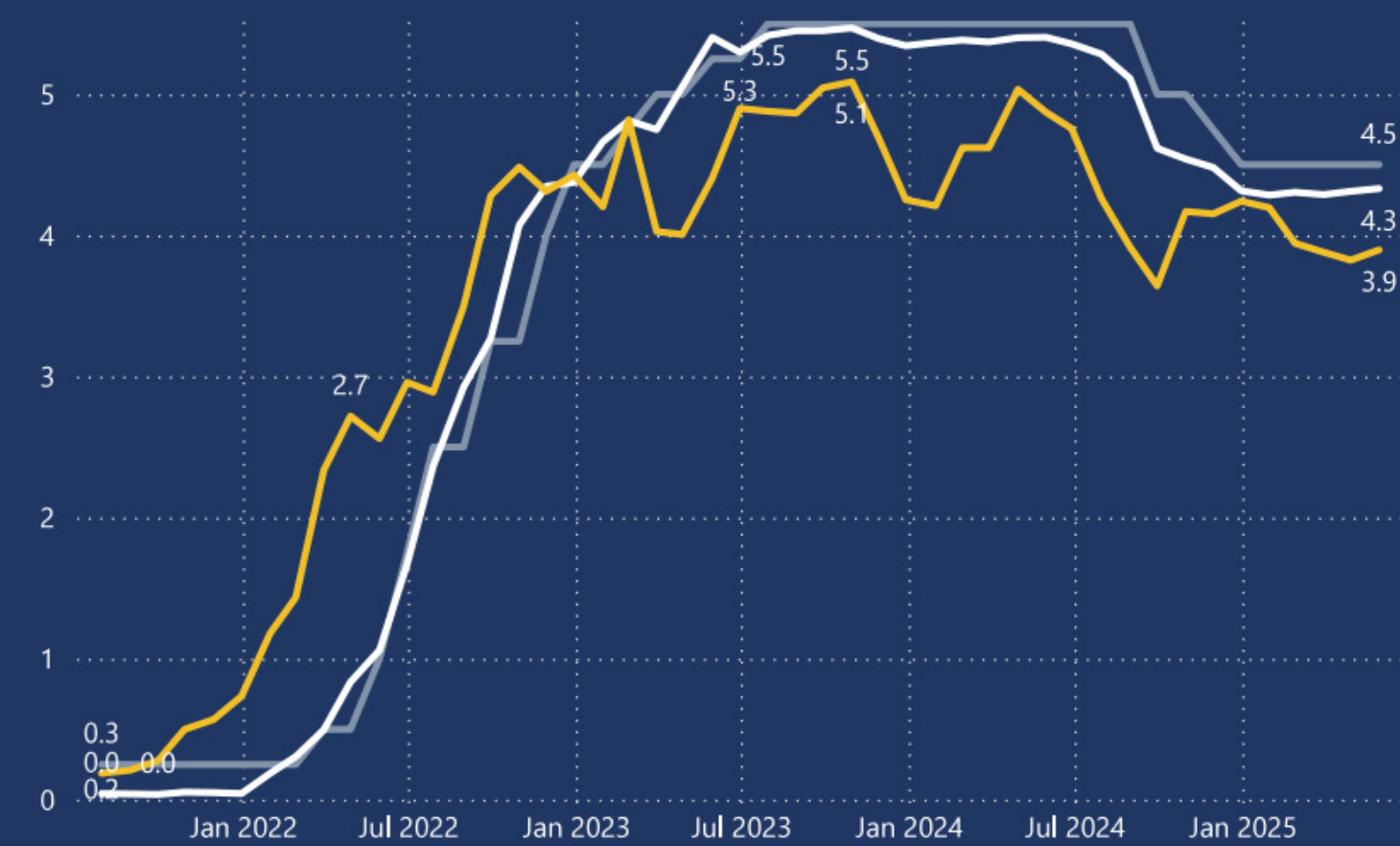
Month-Year	Projected Receipts	Projected Maturities	Projected Payments	Net Cash
Jun-25	2,065,389,504.19	3,070,641,725.29	2,478,517,035.82	2,657,514,193.66
Jul-25	1,884,542,859.98	993,594,563.90	3,251,607,021.49	-373,469,597.61
Aug-25	2,049,567,024.73	876,459,631.10	2,391,425,863.98	534,600,791.85
Sep-25	2,707,166,272.20	698,711,931.94	2,157,922,063.08	1,247,956,141.06
Oct-25	2,235,729,242.14	613,151,994.70	3,438,856,072.99	-589,974,836.15
Nov-25	2,310,713,064.85	1,133,340,261.18	1,898,142,561.71	1,545,910,764.32
Dec-25	4,881,965,151.65	92,399,564.74	2,946,630,173.45	2,027,734,542.94
Jan-26	2,392,193,435.89	445,232,965.68	4,018,725,820.10	-1,181,299,418.53
Feb-26	2,261,460,049.45	625,762,173.40	2,651,870,781.06	235,351,441.79
Mar-26	3,870,232,060.80	468,921,214.78	2,705,207,128.96	1,633,946,146.62
Apr-26	4,581,850,351.16	145,840,592.04	3,818,208,852.95	909,482,090.24
May-26	1,418,410,086.58	191,650,319.68	2,906,956,488.14	-1,296,896,081.88
Total	32,659,219,103.63	9,355,706,938.43	34,664,069,863.74	7,350,856,178.33

Category	Principal	WAM	YTM
Agency	7,224,176,334.83	2.26	3.80
CD	1,870,000,659.02	0.28	4.45
Corporate	563,917,509.97	1.55	4.20
CP	2,562,530,407.43	0.16	4.35
MM Fund	1,438,000,000.00	0.00	4.28
Muni	149,461,195.00	0.83	3.63
Mutual Fund	94,017,200.84	0.00	4.37
Non-US Gov	220,060,900.00	1.62	4.70
US Gov	1,882,233,998.21	0.85	3.55
Total	16,004,398,205.30	1.26	4.01



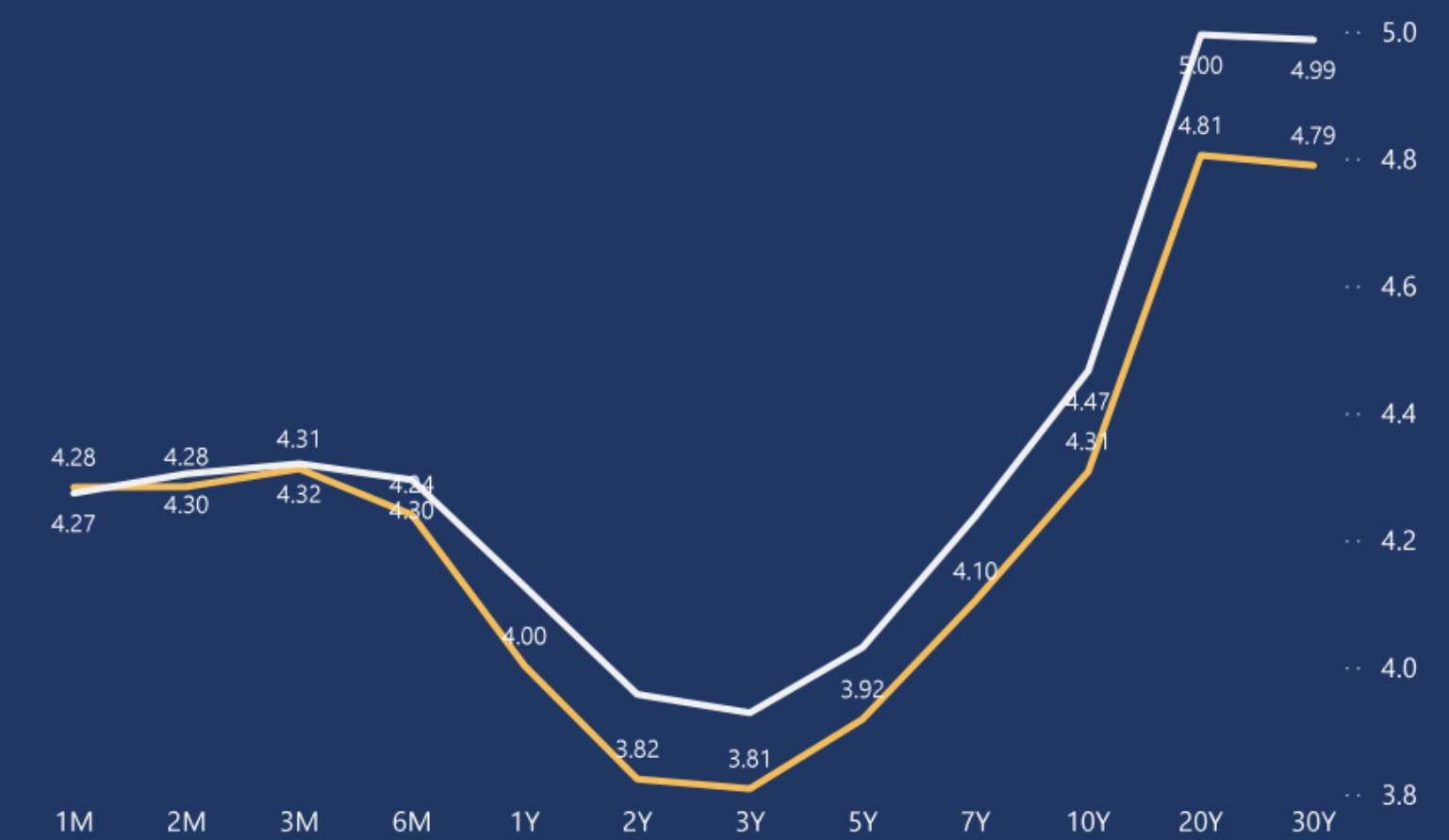
Treasury Rates

● FED TARGET RATE ● 3-MO UST ● 2-YR UST



US Treasury Yield Curve

● Start of Month ● End of Month



Implied Fed Funds Rate and Rate Change

● Start of Month ● End of the Month ● Rate Cuts/Hikes

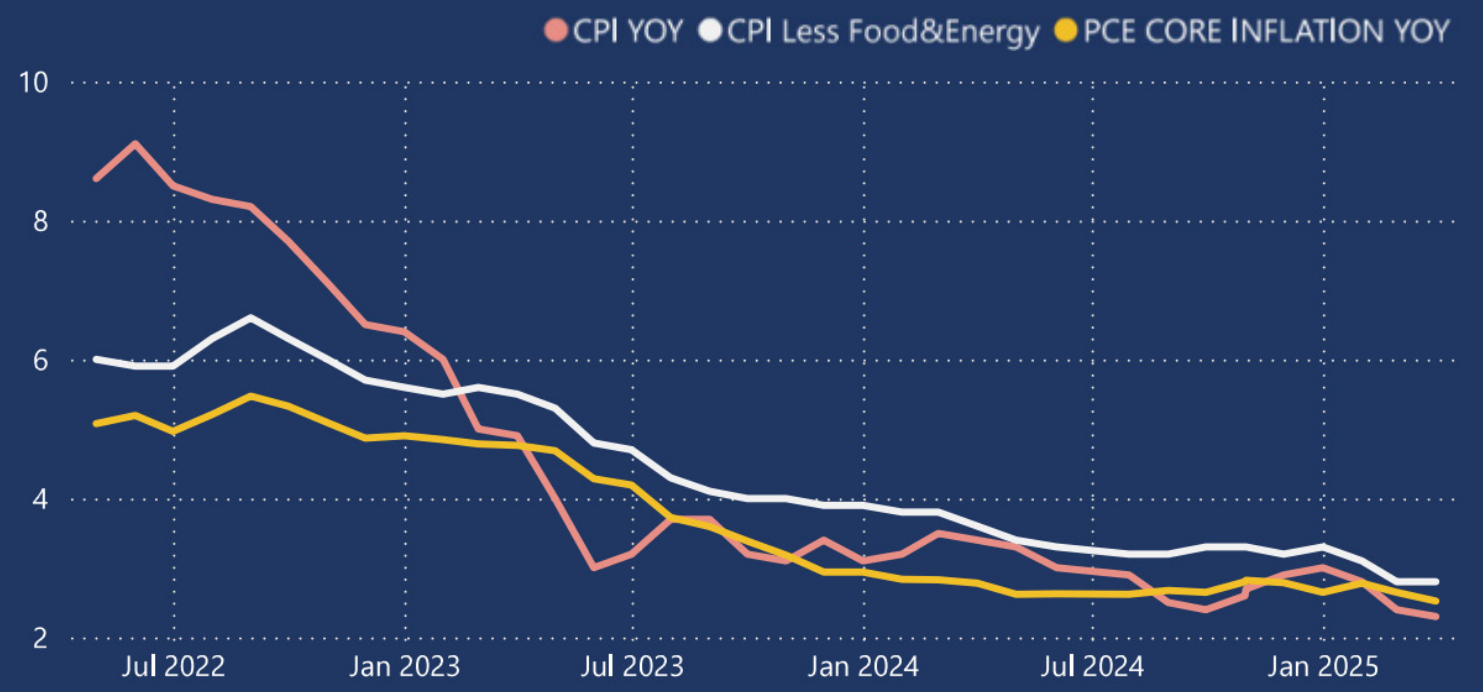


ECONOMICS

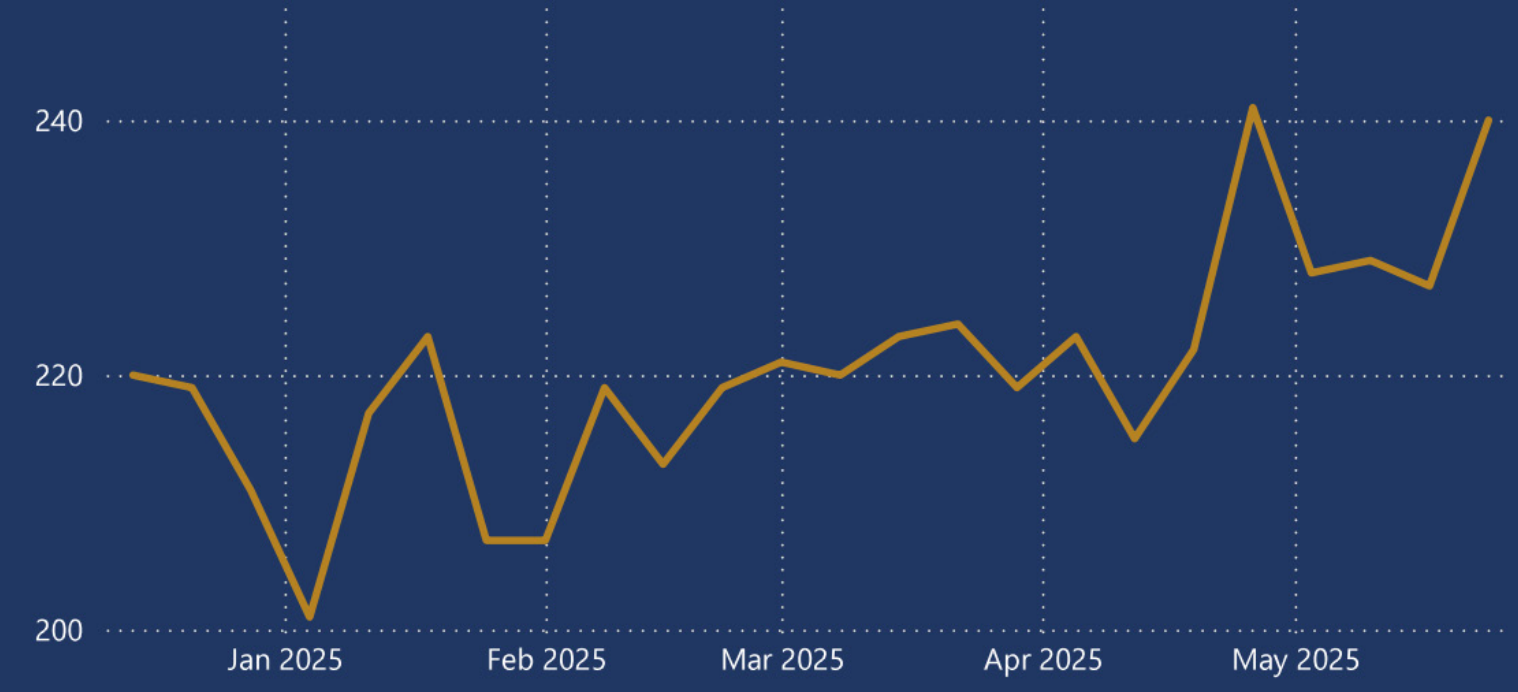
Unemployment Rates (%)

Year	United States	California	Riverside County
2024 April	3.90	5.20	4.60
2025 April	4.20	5.30	4.90

Inflation



Initial Jobless Claims by Month-Year



COMPLIANCE STATEMENT

The Treasurer's Pooled Investment Fund was in full compliance with the County of Riverside Treasurer's Statement of Investment Policy. The County's Statement of Investment Policy is more restrictive than California State Government Code 53646. The County's Investment Policy is reviewed annually by the County of Riverside's Oversight Committee and approved by the Board of Supervisors.

Since its inception, the Treasurer's Pooled Investment Fund has been in full compliance with the Treasurer's Statement of Investment Policy.

Investment Category	Gov. Authorized % Limit	Gov. Code Maximum Maturity	Gov. Ratings	Co. Authorized % Limit	Co. Maximum Maturity	Co. Ratings	Pool Principal %
U.S. TREASURIES	NO LIMIT	5 YEARS	NA	100%	5 YEARS	NA	11.76%
REVERSE REPOS	20%	92 DAYS	NA	10%	60 DAYS	NA	
REPURCHASE AGREEMENTS (REPO)	NO LIMIT	1 YEARS	NA	40% max, 25% in term repo over 7 days	45 DAYS	NA	
NEGOTIABLE CERTIFICATE OF DEPOSITS & COLLATERALIZED TIME DEPOSITS (NCD & TCD)	30%	5 YEARS	NA	20%	2 YEAR	A1/P1/F1	11.68%
MUNICIPAL BONDS (MUNI)	NO LIMIT	5 YEARS	NA	15%	5 YEARS	AA-/Aa3/AA-	0.93%
MONEY MARKET MUTUAL FUNDS (MMF)	20%	60 DAYS (1)	AAA/Aaa (2)	20%	DAILY LIQUIDITY	AAA by 2 Of 3 RATINGS AGC.	8.99%
MEDIUM TERM NOTES (MTNO) CORPORATE NOTES	30%	5 YEARS	A	20%	4 YEARS	A/A2/A	3.52%
LOCAL AGENCY OBLIGATIONS (LAO)	NO LIMIT	5 YEARS	NA	2.5%	3 YEARS	INVESTMENT GRADE	
LOCAL AGENCY INVESTMENT FUND (LAIF)	NA	NA	NA	Max \$50 million	DAILY LIQUIDITY	NA	
INT'L BANK FOR RECONSTRUCTION AND DEVELOPMENT, INT'L FINANCE CORPORATION, AND INTER-AMERICAN DEVELOPMENT BANK	NA	NA	NA	20%	5 YEARS	AA/Aa/AA	1.38%
FEDERAL AGENCIES	NO LIMIT	5 YEARS	AAA	100%	5 YEARS	NA	45.14%
COMMERCIAL PAPER (CP)	40%	270 DAYS	A1/P1	40%	270 DAYS	A1/P1/F1	16.01%
CASH/DEPOSIT ACCOUNT	NA	NA	NA	NA	NA	NA	
CALTRUST SHORT TERM FUND	NA	NA	NA	1%	DAILY LIQUIDITY	NA	0.59%
Total	:						100.00%





INVESTMENT TEAM

*The sound investment of public funds, fair, efficient
tax collection, and exceptional public service*

Matthew Jennings

Treasurer-Tax Collector

Giovane Pizano

Assistant Treasurer-Tax Collector

John Byerly

Chief Investment Officer

Steve Faeth

Senior Investment Officer

Isela Licea

Investment Officer



The sound investment of public funds, fair, efficient tax collection, and exceptional public service

COUNTY OF RIVERSIDE
TREASURER-TAX COLLECTOR
CAPITAL MARKETS
COUNTY ADMINISTRATIVE CENTER

4080 LEMON STREET, 4TH FLOOR,
RIVERSIDE, CA 92501



<https://countytreasurer.org/>



<https://www.facebook.com/profile.php?id=61551938128471>



<https://instagram.com/rivcotte>



rcttc@rivco.org



SCAN QR CODE TO
Explore our Website



Jessica Roberson

Content Creator



Paola Vertiz

Managing Editor



Agency									
AGCY BOND									
Cusip	Description	Yield	Market Price	Final Maturity	Par Value	Market Value	Book Value	Net Unrealized Gain/Loss	
3130B6EN2	FEDERAL HOME LOAN BANKS	5.000	99.8868	05/16/2030	25,000,000.00	24,971,700.00	25,000,000.00	(28,300.00)	
3136GAH93	FEDERAL NATIONAL MORTGAGE ASSOCIATION	4.994	99.9329	05/13/2030	25,000,000.00	24,983,225.00	25,000,000.00	(16,775.00)	
3136GAH85	FEDERAL NATIONAL MORTGAGE ASSOCIATION	5.000	99.9329	05/13/2030	50,000,000.00	49,966,450.00	50,000,000.00	(33,550.00)	
3130B6EM4	FEDERAL HOME LOAN BANKS	5.000	99.8834	05/10/2030	50,000,000.00	49,941,700.00	50,000,000.00	(58,300.00)	
3130B66X9	FEDERAL HOME LOAN BANKS	5.000	99.8782	05/06/2030	30,000,000.00	29,963,460.00	30,000,000.00	(36,540.00)	
3130B6EH5	FEDERAL HOME LOAN BANKS	5.050	99.9778	05/02/2030	25,000,000.00	24,994,450.00	25,000,000.00	(5,550.00)	
3130B5W79	FEDERAL HOME LOAN BANKS	5.000	99.9096	04/26/2030	25,000,000.00	24,977,400.00	25,000,000.00	(22,600.00)	
3133ETDZ7	FEDERAL FARM CREDIT BANKS FUNDING CORP	4.590	99.7009	04/22/2030	10,000,000.00	9,970,090.00	10,000,000.00	(29,910.00)	
3130B5VZ8	FEDERAL HOME LOAN BANKS	5.151	100.0196	04/16/2030	14,000,000.00	14,002,744.00	14,000,000.00	2,744.00	
3136GAFZ7	FEDERAL NATIONAL MORTGAGE ASSOCIATION	5.000	99.8833	04/11/2030	25,000,000.00	24,970,825.00	25,000,000.00	(29,175.00)	
3136GAFB0	FEDERAL NATIONAL MORTGAGE ASSOCIATION	4.556	99.4583	04/09/2030	25,000,000.00	24,864,575.00	24,939,314.07	(72,925.00)	
3136GA3W7	FEDERAL NATIONAL MORTGAGE ASSOCIATION	5.000	100.0130	12/13/2029	10,000,000.00	10,001,300.00	10,000,000.00	1,300.00	
3133ERJ28	FEDERAL FARM CREDIT BANKS FUNDING CORP	4.760	99.9213	12/10/2029	15,000,000.00	14,988,195.00	15,000,000.00	(11,805.00)	
31424WRN4	FEDERAL AGRICULTURAL MORTGAGE CORP	4.653	100.2713	11/27/2029	15,000,000.00	15,040,695.00	14,992,320.92	49,245.00	
31424WRG9	FEDERAL AGRICULTURAL MORTGAGE CORP	4.550	100.8026	11/26/2029	20,000,000.00	20,160,520.00	20,000,000.00	160,520.00	
3130B3LE1	FEDERAL HOME LOAN BANKS	4.420	100.0637	11/05/2029	15,000,000.00	15,009,555.00	15,000,000.00	9,555.00	
3133EK4C7	FEDERAL FARM CREDIT BANKS FUNDING CORP	4.347	92.1105	10/29/2029	15,000,000.00	13,816,575.00	13,716,466.73	266,625.00	
3130B5VQ8	FEDERAL HOME LOAN BANKS	4.750	99.9028	10/29/2029	10,000,000.00	9,990,280.00	10,000,000.00	(9,720.00)	
3130B2Z32	FEDERAL HOME LOAN BANKS	5.000	100.0255	10/01/2029	35,000,000.00	35,008,925.00	35,000,000.00	8,925.00	
3130B2KZ7	FEDERAL HOME LOAN BANKS	5.000	100.0042	09/11/2029	11,247,674.41	11,248,146.81	11,247,674.41	472.40	
3133ERPS4	FEDERAL FARM CREDIT BANKS FUNDING CORP	3.732	98.9876	08/15/2029	10,000,000.00	9,898,760.00	10,006,813.58	(109,340.00)	
3130B2HC2	FEDERAL HOME LOAN BANKS	4.200	99.4290	08/13/2029	20,000,000.00	19,885,800.00	20,000,000.00	(114,200.00)	
3130B25S0	FEDERAL HOME LOAN BANKS	4.710	100.2924	07/30/2029	15,000,000.00	15,043,860.00	15,000,000.00	43,860.00	
3130B6J49	FEDERAL HOME LOAN BANKS	4.150	99.8087	05/21/2029	15,000,000.00	14,971,305.00	15,000,000.00	(28,695.00)	
3133ETEX1	FEDERAL FARM CREDIT BANKS FUNDING CORP	4.440	99.7232	04/30/2029	10,000,000.00	9,972,320.00	10,000,000.00	(27,680.00)	
3130B0TF6	FEDERAL HOME LOAN BANKS	4.750	100.8450	04/09/2029	10,000,000.00	10,084,500.00	10,000,000.00	84,500.00	
3133ETBK2	FEDERAL FARM CREDIT BANKS FUNDING CORP	4.580	99.8853	04/02/2029	25,000,000.00	24,971,325.00	25,000,000.00	(28,675.00)	
3133ETBK2	FEDERAL FARM CREDIT BANKS FUNDING CORP	4.501	99.8853	04/02/2029	16,000,000.00	15,981,648.00	16,010,082.64	(30,352.00)	
3133EP5U5	FEDERAL FARM CREDIT BANKS FUNDING CORP	4.238	100.4563	03/20/2029	25,000,000.00	25,114,075.00	24,903,398.57	240,325.00	
3133ER6T3	FEDERAL FARM CREDIT BANKS FUNDING CORP	4.535	99.7887	03/12/2029	25,000,000.00	24,947,175.00	24,987,012.32	(39,075.00)	
3133ER5D9	FEDERAL FARM CREDIT BANKS FUNDING CORP	4.490	100.3689	03/05/2029	10,000,000.00	10,036,890.00	10,000,000.00	36,890.00	
3133ER5H0	FEDERAL FARM CREDIT BANKS FUNDING CORP	4.700	100.0553	03/05/2029	10,000,000.00	10,005,530.00	10,000,000.00	5,530.00	
3133ER3L3	FEDERAL FARM CREDIT BANKS FUNDING CORP	4.731	100.0380	02/13/2029	10,000,000.00	10,003,800.00	9,985,993.79	18,800.00	
3130AYRY4	FEDERAL HOME LOAN BANKS	4.625	99.9883	02/02/2029	10,000,000.00	9,998,830.00	10,000,000.00	(1,170.00)	
3130B4ND9	FEDERAL HOME LOAN BANKS	5.000	100.2413	01/30/2029	24,780,000.00	24,839,794.14	24,780,000.00	59,794.14	
3133ERF48	FEDERAL FARM CREDIT BANKS FUNDING CORP	4.785	99.9555	12/04/2028	10,375,000.00	10,370,383.13	10,369,992.87	1,089.38	
3130B3LA9	FEDERAL HOME LOAN BANKS	4.428	99.8854	11/06/2028	15,000,000.00	14,982,810.00	15,000,000.00	(17,190.00)	
3130AXQC5	FEDERAL HOME LOAN BANKS	5.210	101.4575	11/03/2028	25,000,000.00	25,364,375.00	25,000,000.00	364,375.00	
3133EPYT6	FEDERAL FARM CREDIT BANKS FUNDING CORP	5.520	100.3947	10/20/2028	25,000,000.00	25,098,675.00	25,000,000.00	98,675.00	
3130AXL48	FEDERAL HOME LOAN BANKS	5.300	101.4224	10/20/2028	40,000,000.00	40,568,960.00	40,000,000.00	568,960.00	
3130B5VA3	FEDERAL HOME LOAN BANKS	4.000	99.0237	10/16/2028	10,000,000.00	9,902,370.00	10,000,000.00	(97,630.00)	
3133ETCB1	FEDERAL FARM CREDIT BANKS FUNDING CORP	4.670	99.7399	10/10/2028	25,000,000.00	24,934,975.00	25,000,000.00	(65,025.00)	
3133EPXE0	FEDERAL FARM CREDIT BANKS FUNDING CORP	5.480	100.3301	10/02/2028	10,000,000.00	10,033,010.00	10,000,000.00	33,010.00	
3133EPXE0	FEDERAL FARM CREDIT BANKS FUNDING CORP	5.539	100.3301	10/02/2028	25,000,000.00	25,082,525.00	24,957,441.81	146,275.00	
3133EPWM3	FEDERAL FARM CREDIT BANKS FUNDING CORP	5.040	101.0584	09/22/2028	25,000,000.00	25,264,600.00	25,000,000.00	264,600.00	
3130B2S30	FEDERAL HOME LOAN BANKS	4.650	99.8002	09/18/2028	25,000,000.00	24,950,050.00	25,000,000.00	(49,950.00)	
3130B2U37	FEDERAL HOME LOAN BANKS	4.000	99.2600	09/18/2028	10,000,000.00	9,926,000.00	10,000,000.00	(74,000.00)	
3130AWTR1	FEDERAL HOME LOAN BANKS	4.346	101.2774	09/08/2028	5,000,000.00	5,063,870.00	5,003,989.87	57,770.00	
3134HAHE6	FEDERAL HOME LOAN MORTGAGE CORP	4.481	99.7648	08/28/2028	25,000,000.00	24,941,200.00	25,000,000.00	(58,800.00)	

3133EPTA3	FEDERAL FARM CREDIT BANKS FUNDING CORP	5.300	100.1284	08/14/2028	25,000,000.00	25,032,100.00	24,866,748.18	235,850.00
3133ERP1	FEDERAL FARM CREDIT BANKS FUNDING CORP	4.698	99.7683	08/14/2028	10,000,000.00	9,976,830.00	9,991,947.69	(13,170.00)
3133ERP1	FEDERAL FARM CREDIT BANKS FUNDING CORP	4.698	99.7683	08/14/2028	24,925,000.00	24,867,248.78	24,904,929.63	(32,826.23)
3134HA4S9	FEDERAL HOME LOAN MORTGAGE CORP	4.550	100.2013	07/28/2028	3,250,000.00	3,256,542.25	3,250,000.00	6,542.25
3130B23Z6	FEDERAL HOME LOAN BANKS	4.650	100.3222	07/24/2028	15,000,000.00	15,048,330.00	15,000,000.00	48,330.00
3133EPNH4	FEDERAL FARM CREDIT BANKS FUNDING CORP	4.171	99.8341	06/21/2028	15,000,000.00	14,975,115.00	14,878,522.27	173,115.00
3134HAN58	FEDERAL HOME LOAN MORTGAGE CORP	4.650	100.0096	06/16/2028	9,725,000.00	9,725,933.60	9,725,000.00	933.60
3130AVVX7	FEDERAL HOME LOAN BANKS	3.892	99.4842	06/09/2028	10,000,000.00	9,948,420.00	9,960,964.20	13,020.00
3130AWC24	FEDERAL HOME LOAN BANKS	3.987	100.1895	06/09/2028	10,000,000.00	10,018,950.00	10,003,319.30	13,490.00
3133EPLE3	FEDERAL FARM CREDIT BANKS FUNDING CORP	4.727	99.9039	05/30/2028	10,000,000.00	9,990,390.00	9,985,013.70	15,390.00
3133EPLE3	FEDERAL FARM CREDIT BANKS FUNDING CORP	4.775	99.9039	05/30/2028	9,276,000.00	9,267,085.76	9,250,152.52	33,755.36
3134HBUB5	FEDERAL HOME LOAN MORTGAGE CORP	4.400	99.9245	05/26/2028	20,000,000.00	19,984,900.00	20,000,000.00	(15,100.00)
3130B6L38	FEDERAL HOME LOAN BANKS	4.600	99.9218	05/24/2028	20,000,000.00	19,984,360.00	20,000,000.00	(15,640.00)
3136GAHG7	FEDERAL NATIONAL MORTGAGE ASSOCIATION	4.440	100.0408	05/22/2028	20,000,000.00	20,008,160.00	20,000,000.00	8,160.00
3133EPJS5	FEDERAL FARM CREDIT BANKS FUNDING CORP	4.290	99.4480	05/16/2028	25,000,000.00	24,862,000.00	25,000,000.00	(138,000.00)
3133EPJS5	FEDERAL FARM CREDIT BANKS FUNDING CORP	4.290	99.4480	05/16/2028	25,000,000.00	24,862,000.00	25,000,000.00	(138,000.00)
3133EPGW9	FEDERAL FARM CREDIT BANKS FUNDING CORP	3.784	99.8407	04/25/2028	10,000,000.00	9,984,070.00	10,023,881.12	(57,130.00)
3133ETDF1	FEDERAL FARM CREDIT BANKS FUNDING CORP	4.577	99.7581	04/17/2028	25,000,000.00	24,939,525.00	24,981,837.56	(41,725.00)
3133ERWL1	FEDERAL FARM CREDIT BANKS FUNDING CORP	4.537	99.6761	04/07/2028	25,000,000.00	24,919,025.00	24,936,822.63	(3,475.00)
3130B0PN3	FEDERAL HOME LOAN BANKS	4.780	100.2834	04/06/2028	20,000,000.00	20,056,680.00	20,000,000.00	56,680.00
3133EPEK7	FEDERAL FARM CREDIT BANKS FUNDING CORP	4.620	99.8069	04/03/2028	10,000,000.00	9,980,690.00	10,000,000.00	(19,310.00)
3136GACA5	FEDERAL NATIONAL MORTGAGE ASSOCIATION	4.700	100.0429	02/28/2028	10,000,000.00	10,004,290.00	10,000,000.00	4,290.00
3136GAC31	FEDERAL NATIONAL MORTGAGE ASSOCIATION	4.630	100.0566	02/25/2028	20,000,000.00	20,011,320.00	20,000,000.00	11,320.00
3130B6J64	FEDERAL HOME LOAN BANKS	4.302	99.9386	02/23/2028	10,000,000.00	9,993,860.00	10,000,000.00	(6,140.00)
3134HA6J7	FEDERAL HOME LOAN MORTGAGE CORP	4.759	100.0580	02/14/2028	20,000,000.00	20,011,600.00	19,995,459.56	16,600.00
3133ER3X7	FEDERAL FARM CREDIT BANKS FUNDING CORP	4.530	99.9855	02/11/2028	10,000,000.00	9,998,550.00	10,000,000.00	(1,450.00)
3133ER3X7	FEDERAL FARM CREDIT BANKS FUNDING CORP	4.530	99.9855	02/11/2028	25,000,000.00	24,996,375.00	25,000,000.00	(3,625.00)
3130B4TP6	FEDERAL HOME LOAN BANKS	4.550	99.9526	02/10/2028	10,000,000.00	9,995,260.00	10,000,000.00	(4,740.00)
3130AYVC7	FEDERAL HOME LOAN BANKS	4.625	100.0661	02/09/2028	10,000,000.00	10,006,610.00	10,000,000.00	6,610.00
3134GYG97	FEDERAL HOME LOAN MORTGAGE CORP	4.180	99.4089	02/07/2028	25,000,000.00	24,852,225.00	25,000,000.00	(147,775.00)
3133ERZ20	FEDERAL FARM CREDIT BANKS FUNDING CORP	4.635	100.0025	01/28/2028	25,000,000.00	25,000,625.00	24,996,674.66	4,375.00
3133ERZ20	FEDERAL FARM CREDIT BANKS FUNDING CORP	4.630	100.0025	01/28/2028	6,750,000.00	6,750,168.75	6,750,000.00	168.75
3133ERW31	FEDERAL FARM CREDIT BANKS FUNDING CORP	4.429	100.3939	01/27/2028	25,000,000.00	25,098,475.00	25,000,000.00	98,475.00
3133ETEC7	FEDERAL FARM CREDIT BANKS FUNDING CORP	4.549	99.7576	01/24/2028	10,000,000.00	9,975,760.00	9,988,542.84	(12,380.00)
3133ERLN9	FEDERAL FARM CREDIT BANKS FUNDING CORP	5.050	100.0814	01/18/2028	10,000,000.00	10,008,140.00	10,000,000.00	8,140.00
3133ERLN9	FEDERAL FARM CREDIT BANKS FUNDING CORP	5.050	100.0814	01/18/2028	10,000,000.00	10,008,140.00	10,000,000.00	8,140.00
3133EN5N6	FEDERAL FARM CREDIT BANKS FUNDING CORP	4.000	100.1618	01/06/2028	25,000,000.00	25,040,450.00	25,000,000.00	40,450.00
3133EN5N6	FEDERAL FARM CREDIT BANKS FUNDING CORP	3.713	100.1618	01/06/2028	20,000,000.00	20,032,360.00	20,135,135.07	(224,240.00)
3133EN5N6	FEDERAL FARM CREDIT BANKS FUNDING CORP	3.757	100.1618	01/06/2028	18,000,000.00	18,029,124.00	18,102,435.09	(165,276.00)
3133EN5N6	FEDERAL FARM CREDIT BANKS FUNDING CORP	3.530	100.1618	01/06/2028	10,000,000.00	10,016,180.00	10,111,156.51	(194,420.00)
3134GYCF7	FEDERAL HOME LOAN MORTGAGE CORP	4.510	99.8274	12/30/2027	25,000,000.00	24,956,850.00	25,000,000.00	(43,150.00)
3130B42Y6	FEDERAL HOME LOAN BANKS	4.500	99.8722	12/23/2027	10,000,000.00	9,987,220.00	10,000,000.00	(12,780.00)
3133EN4S6	FEDERAL FARM CREDIT BANKS FUNDING CORP	3.896	99.4888	12/22/2027	15,000,000.00	14,923,320.00	14,949,668.35	21,720.00
3133ERK26	FEDERAL FARM CREDIT BANKS FUNDING CORP	4.460	99.8310	12/16/2027	10,000,000.00	9,983,100.00	10,000,000.00	(16,900.00)
3134HAM91	FEDERAL HOME LOAN MORTGAGE CORP	4.700	99.9814	12/13/2027	25,000,000.00	24,995,350.00	25,000,000.00	(4,650.00)
3130ATUS4	FEDERAL HOME LOAN BANKS	3.796	100.7543	12/10/2027	25,000,000.00	25,188,575.00	25,257,922.42	(321,675.00)
3130ATUS4	FEDERAL HOME LOAN BANKS	4.002	100.7543	12/10/2027	50,000,000.00	50,377,150.00	50,279,479.66	(171,200.00)
3130ATUS4	FEDERAL HOME LOAN BANKS	4.036	100.7543	12/10/2027	15,000,000.00	15,113,145.00	15,072,194.44	(28,425.00)
3133ERE23	FEDERAL FARM CREDIT BANKS FUNDING CORP	4.356	100.1733	12/02/2027	10,000,000.00	10,017,330.00	9,991,652.97	27,330.00
3133EN3H1	FEDERAL FARM CREDIT BANKS FUNDING CORP	4.080	100.1347	11/29/2027	25,000,000.00	25,033,675.00	24,955,279.05	123,313.25
3133EN3H1	FEDERAL FARM CREDIT BANKS FUNDING CORP	4.077	100.1347	11/29/2027	25,000,000.00	25,033,675.00	24,957,081.72	119,700.00
3133EN3H1	FEDERAL FARM CREDIT BANKS FUNDING CORP	4.061	100.1347	11/29/2027	25,000,000.00	25,033,675.00	24,965,825.03	102,175.00

3134HAF40	FEDERAL HOME LOAN MORTGAGE CORP	4.700	100.0521	11/26/2027	25,000,000.00	25,013,025.00	25,000,000.00	13,025.00
31422XQ70	FEDERAL AGRICULTURAL MORTGAGE CORP	4.050	100.1329	11/22/2027	12,000,000.00	12,015,948.00	12,000,000.00	15,948.00
3133ERZS3	FEDERAL FARM CREDIT BANKS FUNDING CORP	4.550	99.8723	11/12/2027	10,000,000.00	9,987,230.00	10,000,000.00	(12,770.00)
3133ERZS3	FEDERAL FARM CREDIT BANKS FUNDING CORP	4.613	99.8723	11/12/2027	15,000,000.00	14,980,845.00	14,978,430.61	7,095.00
3133ERZS3	FEDERAL FARM CREDIT BANKS FUNDING CORP	4.567	99.8723	11/12/2027	25,000,000.00	24,968,075.00	24,989,427.63	(19,425.00)
3135GAYP0	FEDERAL NATIONAL MORTGAGE ASSOCIATION	4.605	99.8402	11/03/2027	10,000,000.00	9,984,020.00	9,976,454.13	13,020.00
3135GAXB2	FEDERAL NATIONAL MORTGAGE ASSOCIATION	4.400	99.8273	10/28/2027	15,000,000.00	14,974,095.00	15,000,000.00	(25,905.00)
3133ERYJ4	FEDERAL FARM CREDIT BANKS FUNDING CORP	4.396	99.6565	10/28/2027	15,000,000.00	14,948,475.00	14,987,958.90	(36,525.00)
3133ERYJ4	FEDERAL FARM CREDIT BANKS FUNDING CORP	4.414	99.6565	10/28/2027	10,000,000.00	9,965,650.00	9,987,958.90	(19,350.00)
3133ENW63	FEDERAL FARM CREDIT BANKS FUNDING CORP	4.284	100.5562	10/27/2027	5,000,000.00	5,027,810.00	5,009,736.86	7,560.00
3133ENW63	FEDERAL FARM CREDIT BANKS FUNDING CORP	4.195	100.5562	10/27/2027	3,715,000.00	3,735,662.83	3,729,369.66	(9,205.77)
3133ENW63	FEDERAL FARM CREDIT BANKS FUNDING CORP	4.252	100.5562	10/27/2027	15,000,000.00	15,083,430.00	15,039,676.34	1,140.00
31422XM90	FEDERAL AGRICULTURAL MORTGAGE CORP	4.320	100.7118	10/21/2027	5,000,000.00	5,035,590.00	5,000,000.00	35,590.00
31422XM90	FEDERAL AGRICULTURAL MORTGAGE CORP	4.320	100.7118	10/21/2027	5,000,000.00	5,035,590.00	5,000,000.00	35,590.00
31422XM90	FEDERAL AGRICULTURAL MORTGAGE CORP	4.320	100.7118	10/21/2027	5,000,000.00	5,035,590.00	5,000,000.00	35,590.00
3133ERXY2	FEDERAL FARM CREDIT BANKS FUNDING CORP	4.000	99.5377	10/21/2027	20,000,000.00	19,907,540.00	20,000,000.00	(92,460.00)
3133ERXY2	FEDERAL FARM CREDIT BANKS FUNDING CORP	4.000	99.5377	10/21/2027	10,000,000.00	9,953,770.00	10,000,000.00	(46,230.00)
3130B3DA8	FEDERAL HOME LOAN BANKS	4.375	99.8281	10/15/2027	10,000,000.00	9,982,810.00	10,000,000.00	(17,190.00)
3133ENS50	FEDERAL FARM CREDIT BANKS FUNDING CORP	4.231	100.3820	10/14/2027	23,775,000.00	23,865,820.50	23,721,807.09	203,109.82
3130B0Q77	FEDERAL HOME LOAN BANKS	5.000	100.1941	10/08/2027	10,000,000.00	10,019,410.00	10,000,000.00	19,410.00
3134HAQA4	FEDERAL HOME LOAN MORTGAGE CORP	4.290	99.2595	10/08/2027	23,750,000.00	23,574,131.25	23,577,595.07	37,881.25
3130B5UE6	FEDERAL HOME LOAN BANKS	4.093	99.3140	10/08/2027	15,000,000.00	14,897,100.00	14,968,951.81	(69,900.00)
3133EPH81	FEDERAL FARM CREDIT BANKS FUNDING CORP	4.500	101.1844	10/04/2027	25,000,000.00	25,296,100.00	25,000,916.07	294,600.00
3130ATEF0	FEDERAL HOME LOAN BANKS	4.250	99.6229	09/30/2027	15,000,000.00	14,943,435.00	15,000,000.00	(56,565.00)
3130ATBV8	FEDERAL HOME LOAN BANKS	4.150	100.4281	09/29/2027	5,000,000.00	5,021,405.00	5,000,000.00	21,405.00
3130ATBV8	FEDERAL HOME LOAN BANKS	4.150	100.4281	09/29/2027	5,000,000.00	5,021,405.00	5,000,000.00	21,405.00
3130ATBV8	FEDERAL HOME LOAN BANKS	4.150	100.4281	09/29/2027	7,225,000.00	7,255,930.23	7,225,000.00	30,930.23
3133ENQ29	FEDERAL FARM CREDIT BANKS FUNDING CORP	4.122	100.0981	09/29/2027	15,000,000.00	15,014,715.00	14,961,980.42	96,390.00
3130AXEN4	FEDERAL HOME LOAN BANKS	4.779	101.8578	09/29/2027	15,000,000.00	15,278,670.00	15,006,545.17	267,420.00
3130ATET0	FEDERAL HOME LOAN BANKS	3.702	99.4395	09/27/2027	20,000,000.00	19,887,900.00	19,999,071.19	(110,100.00)
3133ENL99	FEDERAL FARM CREDIT BANKS FUNDING CORP	3.467	98.7435	09/15/2027	10,000,000.00	9,874,350.00	9,980,816.87	(83,750.00)
3133ENL99	FEDERAL FARM CREDIT BANKS FUNDING CORP	3.830	98.7435	09/15/2027	10,000,000.00	9,874,350.00	9,906,063.38	78,740.80
3130ATHW0	FEDERAL HOME LOAN BANKS	4.239	100.3645	09/10/2027	2,000,000.00	2,007,290.00	1,995,354.92	17,318.00
3130ATHW0	FEDERAL HOME LOAN BANKS	4.241	100.3645	09/10/2027	3,000,000.00	3,010,935.00	2,992,954.57	26,145.00
3133ER6M8	FEDERAL FARM CREDIT BANKS FUNDING CORP	4.510	99.9734	09/07/2027	25,000,000.00	24,993,350.00	25,000,000.00	(6,650.00)
3133ERRA1	FEDERAL FARM CREDIT BANKS FUNDING CORP	4.580	99.8818	08/27/2027	15,000,000.00	14,982,270.00	15,000,000.00	(17,730.00)
3133ERRA1	FEDERAL FARM CREDIT BANKS FUNDING CORP	4.580	99.8818	08/27/2027	10,000,000.00	9,988,180.00	10,000,000.00	(11,820.00)
3134HBAR2	FEDERAL HOME LOAN MORTGAGE CORP	4.378	99.7436	08/25/2027	25,000,000.00	24,935,900.00	24,932,903.40	10,900.00
3134HBAR2	FEDERAL HOME LOAN MORTGAGE CORP	4.378	99.7436	08/25/2027	25,000,000.00	24,935,900.00	24,932,903.40	10,900.00
3130B2H40	FEDERAL HOME LOAN BANKS	4.680	100.0518	08/23/2027	25,000,000.00	25,012,950.00	25,000,000.00	12,950.00
3133ERNP2	FEDERAL FARM CREDIT BANKS FUNDING CORP	3.830	100.0919	08/06/2027	5,000,000.00	5,004,595.00	5,017,297.97	(19,005.00)
3133ENB33	FEDERAL FARM CREDIT BANKS FUNDING CORP	3.075	98.1485	07/19/2027	10,000,000.00	9,814,850.00	9,995,100.22	(173,650.00)
3134GXZW7	FEDERAL HOME LOAN MORTGAGE CORP	4.250	99.9657	06/30/2027	10,000,000.00	9,996,570.00	10,000,000.00	(3,430.00)
3130AUAP9	FEDERAL HOME LOAN BANKS	4.450	99.8937	06/30/2027	25,000,000.00	24,973,425.00	25,000,000.00	(26,575.00)
3130ASDV8	FEDERAL HOME LOAN BANKS	3.300	98.6711	06/28/2027	10,000,000.00	9,867,110.00	10,000,000.00	(132,890.00)
3133EPMV4	FEDERAL FARM CREDIT BANKS FUNDING CORP	4.133	100.2924	06/15/2027	7,225,000.00	7,246,125.90	7,223,892.55	23,300.62
3133EPMV4	FEDERAL FARM CREDIT BANKS FUNDING CORP	4.133	100.2924	06/15/2027	15,000,000.00	15,043,860.00	14,997,708.42	48,360.00
3130ASGU7	FEDERAL HOME LOAN BANKS	3.095	99.0868	06/11/2027	10,000,000.00	9,908,680.00	10,075,567.45	(274,520.00)
3130AWBZ2	FEDERAL HOME LOAN BANKS	4.000	100.2913	06/11/2027	8,260,000.00	8,284,061.38	8,279,072.68	(13,852.02)
3130AWBZ2	FEDERAL HOME LOAN BANKS	4.055	100.2913	06/11/2027	10,000,000.00	10,029,130.00	10,012,948.74	3,530.00
3130AS3F4	FEDERAL HOME LOAN BANKS	3.770	99.2197	05/26/2027	10,000,000.00	9,921,970.00	10,000,000.00	(78,030.00)
3130B6JW7	FEDERAL HOME LOAN BANKS	4.369	99.9613	05/21/2027	20,000,000.00	19,992,260.00	20,000,000.00	(7,740.00)

3133ERDS7	FEDERAL FARM CREDIT BANKS FUNDING CORP	4.583	101.4062	05/06/2027	10,000,000.00	10,140,620.00	10,029,563.95	96,820.00
3130B65M4	FEDERAL HOME LOAN BANKS	4.270	99.7855	05/05/2027	25,000,000.00	24,946,375.00	25,000,000.00	(53,625.00)
3130ARSF9	FEDERAL HOME LOAN BANKS	3.000	98.2078	04/29/2027	10,000,000.00	9,820,780.00	10,000,000.00	(179,220.00)
3130ARPV7	FEDERAL HOME LOAN BANKS	3.500	98.8495	04/28/2027	10,000,000.00	9,884,950.00	10,000,000.00	(115,050.00)
3133ENVD9	FEDERAL FARM CREDIT BANKS FUNDING CORP	2.913	97.9887	04/26/2027	10,000,000.00	9,798,870.00	9,993,310.84	(183,530.00)
3133EN6V7	FEDERAL FARM CREDIT BANKS FUNDING CORP	3.606	99.3476	04/26/2027	8,000,000.00	7,947,808.00	8,002,792.11	(58,432.00)
3133EN6V7	FEDERAL FARM CREDIT BANKS FUNDING CORP	3.623	99.3476	04/26/2027	2,000,000.00	1,986,952.00	2,000,122.60	(13,322.00)
3133EN6V7	FEDERAL FARM CREDIT BANKS FUNDING CORP	3.744	99.3476	04/26/2027	4,820,000.00	4,788,554.32	4,810,100.63	(9,321.88)
3130ARHX2	FEDERAL HOME LOAN BANKS	3.000	98.1462	03/25/2027	10,000,000.00	9,814,620.00	10,000,000.00	(185,380.00)
3130ARHX2	FEDERAL HOME LOAN BANKS	3.000	98.1462	03/25/2027	10,000,000.00	9,814,620.00	10,000,000.00	(185,380.00)
3130ARHX2	FEDERAL HOME LOAN BANKS	3.000	98.1462	03/25/2027	10,000,000.00	9,814,620.00	10,000,000.00	(185,380.00)
3134HBF8	FEDERAL HOME LOAN MORTGAGE CORP	4.280	99.9245	03/25/2027	25,000,000.00	24,981,125.00	25,000,000.00	(18,875.00)
3130AR6U0	FEDERAL HOME LOAN BANKS	2.500	97.3076	03/22/2027	5,000,000.00	4,865,380.00	5,000,000.00	(134,620.00)
3130B5K64	FEDERAL HOME LOAN BANKS	4.054	100.0068	03/10/2027	10,000,000.00	10,000,680.00	9,990,909.92	10,880.00
3130B5K64	FEDERAL HOME LOAN BANKS	4.054	100.0068	03/10/2027	5,000,000.00	5,000,340.00	4,995,454.96	5,440.00
3130B5K64	FEDERAL HOME LOAN BANKS	4.054	100.0068	03/10/2027	6,500,000.00	6,500,442.00	6,494,091.45	7,072.00
3130B5K64	FEDERAL HOME LOAN BANKS	4.054	100.0068	03/10/2027	10,000,000.00	10,000,680.00	9,990,909.92	10,880.00
3133ER4Y4	FEDERAL FARM CREDIT BANKS FUNDING CORP	4.490	99.9068	02/26/2027	10,000,000.00	9,990,680.00	10,000,000.00	(9,320.00)
3130AQRQ8	FEDERAL HOME LOAN BANKS	2.000	96.5903	02/25/2027	10,000,000.00	9,659,030.00	10,000,000.00	(340,970.00)
3130AQRH8	FEDERAL HOME LOAN BANKS	2.000	96.5903	02/25/2027	5,000,000.00	4,829,515.00	5,000,000.00	(170,485.00)
3130AQRH8	FEDERAL HOME LOAN BANKS	2.000	96.5903	02/25/2027	5,000,000.00	4,829,515.00	5,000,000.00	(170,485.00)
3130ALED2	FEDERAL HOME LOAN BANKS	2.050	94.9482	02/24/2027	15,000,000.00	14,242,230.00	14,746,904.80	(33,270.00)
3130ALED2	FEDERAL HOME LOAN BANKS	3.001	94.9482	02/24/2027	20,000,000.00	18,989,640.00	19,363,590.66	669,640.00
3130AL2X1	FEDERAL HOME LOAN BANKS	3.001	94.7207	02/17/2027	10,000,000.00	9,472,070.00	9,659,153.67	414,570.00
3130AKYH3	FEDERAL HOME LOAN BANKS	1.746	94.7413	02/10/2027	10,000,000.00	9,474,130.00	9,851,953.71	(89,145.40)
3130AQHS5	FEDERAL HOME LOAN BANKS	1.984	96.2347	01/28/2027	10,000,000.00	9,623,470.00	9,955,278.61	(243,030.00)
3130AQHS5	FEDERAL HOME LOAN BANKS	2.086	96.2347	01/28/2027	20,000,000.00	19,246,940.00	19,878,732.63	(393,060.00)
3130AQKM4	FEDERAL HOME LOAN BANKS	1.750	96.3447	01/28/2027	11,250,000.00	10,838,778.75	11,250,000.00	(411,221.25)
3133ENLZ1	FEDERAL FARM CREDIT BANKS FUNDING CORP	1.860	96.4020	01/26/2027	10,000,000.00	9,640,200.00	9,987,405.04	(321,890.00)
3130AYPN0	FEDERAL HOME LOAN BANKS	4.207	100.2318	01/15/2027	20,000,000.00	20,046,360.00	19,975,337.34	91,360.00
3133ENKG4	FEDERAL FARM CREDIT BANKS FUNDING CORP	1.908	95.9719	01/11/2027	10,000,000.00	9,597,190.00	9,932,844.83	(197,810.00)
3130AQAY9	FEDERAL HOME LOAN BANKS	1.500	96.0783	12/30/2026	25,000,000.00	24,019,575.00	25,000,000.00	(980,425.00)
3130AQF65	FEDERAL HOME LOAN BANKS	1.306	95.9084	12/21/2026	10,000,000.00	9,590,840.00	9,991,593.60	(382,150.00)
3133ERL66	FEDERAL FARM CREDIT BANKS FUNDING CORP	4.775	100.0664	12/18/2026	15,000,000.00	15,009,960.00	15,000,000.00	9,960.00
3133ERK75	FEDERAL FARM CREDIT BANKS FUNDING CORP	4.770	100.0815	12/16/2026	25,000,000.00	25,020,375.00	25,000,000.00	20,375.00
3130B46H9	FEDERAL HOME LOAN BANKS	4.759	100.0662	12/16/2026	25,000,000.00	25,016,550.00	25,000,000.00	16,550.00
3130B46H9	FEDERAL HOME LOAN BANKS	4.759	100.0662	12/16/2026	10,000,000.00	10,006,620.00	10,000,000.00	6,620.00
3133EN4G2	FEDERAL FARM CREDIT BANKS FUNDING CORP	3.923	99.8609	12/15/2026	25,000,000.00	24,965,225.00	25,005,866.19	(50,025.00)
3130ATVE4	FEDERAL HOME LOAN BANKS	3.986	100.6824	12/11/2026	5,000,000.00	5,034,120.00	5,035,809.70	(61,180.00)
3130B3ZF3	FEDERAL HOME LOAN BANKS	4.764	100.0662	12/11/2026	25,000,000.00	25,016,550.00	25,000,000.00	16,550.00
3130B3ZF3	FEDERAL HOME LOAN BANKS	4.764	100.0662	12/11/2026	25,000,000.00	25,016,550.00	25,000,000.00	16,550.00
3135G1AB7	FEDERAL NATIONAL MORTGAGE ASSOCIATION	4.758	100.0737	12/11/2026	5,000,000.00	5,003,685.00	5,000,000.00	3,685.00
3130APWW1	FEDERAL HOME LOAN BANKS	1.503	96.3053	11/24/2026	20,000,000.00	19,261,060.00	19,999,107.75	(735,940.00)
3133ENEM8	FEDERAL FARM CREDIT BANKS FUNDING CORP	1.430	96.2119	11/23/2026	10,000,000.00	9,621,190.00	10,000,000.00	(378,810.00)
3133ERZM6	FEDERAL FARM CREDIT BANKS FUNDING CORP	4.330	99.8223	11/05/2026	15,000,000.00	14,973,345.00	15,000,000.00	(26,655.00)
3133ERQ95	FEDERAL FARM CREDIT BANKS FUNDING CORP	4.502	100.0444	11/02/2026	25,000,000.00	25,011,100.00	25,000,000.00	11,100.00
3130ARUF6	FEDERAL HOME LOAN BANKS	3.125	98.7392	10/29/2026	10,000,000.00	9,873,920.00	10,000,000.00	(126,080.00)
3134GW6C5	FEDERAL HOME LOAN MORTGAGE CORP	3.122	95.4688	10/28/2026	15,000,000.00	14,320,320.00	14,545,855.82	754,320.00
3134GW4C7	FEDERAL HOME LOAN MORTGAGE CORP	3.046	95.4765	10/27/2026	20,000,000.00	19,095,300.00	19,414,605.84	971,300.00
3134GW4C7	FEDERAL HOME LOAN MORTGAGE CORP	3.092	95.4765	10/27/2026	20,000,000.00	19,095,300.00	19,400,680.44	899,100.00
3134GW4C7	FEDERAL HOME LOAN MORTGAGE CORP	3.488	95.4765	10/27/2026	5,000,000.00	4,773,825.00	4,825,738.31	291,175.00
3133EN7A2	FEDERAL FARM CREDIT BANKS FUNDING CORP	3.827	99.1545	10/26/2026	4,300,000.00	4,263,643.50	4,288,823.14	(6,471.50)

3133ENBK5	FEDERAL FARM CREDIT BANKS FUNDING CORP	1.249	96.0214	10/20/2026	10,000,000.00	9,602,140.00	9,985,323.20	(345,360.00)
3133ENBK5	FEDERAL FARM CREDIT BANKS FUNDING CORP	1.340	96.0214	10/20/2026	10,000,000.00	9,602,140.00	9,973,249.86	(302,860.00)
3133ENT67	FEDERAL FARM CREDIT BANKS FUNDING CORP	4.318	99.8724	10/19/2026	5,000,000.00	4,993,620.00	4,995,713.89	6,020.00
3133ENT67	FEDERAL FARM CREDIT BANKS FUNDING CORP	4.318	99.8724	10/19/2026	5,000,000.00	4,993,620.00	4,995,713.89	6,020.00
3130B5WT1	FEDERAL HOME LOAN BANKS	4.400	99.9056	10/16/2026	15,000,000.00	14,985,840.00	15,000,000.00	(14,160.00)
3130B3A29	FEDERAL HOME LOAN BANKS	4.011	99.9654	10/09/2026	10,000,000.00	9,996,540.00	9,998,572.12	(1,360.00)
3133ERWD9	FEDERAL FARM CREDIT BANKS FUNDING CORP	5.113	100.1168	10/02/2026	10,000,000.00	10,011,680.00	10,000,000.00	11,680.00
3130ANYN4	FEDERAL HOME LOAN BANKS	1.000	95.9663	09/30/2026	10,000,000.00	9,596,630.00	10,000,000.00	(403,370.00)
3130AP5M3	FEDERAL HOME LOAN BANKS	1.040	96.0314	09/28/2026	15,000,000.00	14,404,710.00	15,000,000.00	(595,290.00)
3130APAD7	FEDERAL HOME LOAN BANKS	1.035	96.0440	09/28/2026	15,000,000.00	14,406,600.00	15,000,000.00	(593,400.00)
3133EPWS0	FEDERAL FARM CREDIT BANKS FUNDING CORP	5.200	100.2285	09/25/2026	25,000,000.00	25,057,125.00	25,000,000.00	57,125.00
3130ATFH5	FEDERAL HOME LOAN BANKS	3.941	99.5729	09/11/2026	5,000,000.00	4,978,645.00	4,988,811.89	13,407.20
3130ATHV2	FEDERAL HOME LOAN BANKS	4.312	100.1873	09/11/2026	1,000,000.00	1,001,873.00	999,282.04	4,093.00
3130B5CX4	FEDERAL HOME LOAN BANKS	4.450	99.9335	09/04/2026	15,000,000.00	14,990,025.00	15,000,000.00	(9,975.00)
3133ERQZ7	FEDERAL FARM CREDIT BANKS FUNDING CORP	4.500	99.9642	08/27/2026	10,000,000.00	9,996,420.00	10,000,000.00	(3,580.00)
3130ANSC5	FEDERAL HOME LOAN BANKS	1.000	96.2334	08/26/2026	15,000,000.00	14,435,010.00	15,000,000.00	(564,990.00)
3130ANTS9	FEDERAL HOME LOAN BANKS	1.000	96.2334	08/26/2026	15,000,000.00	14,435,010.00	15,000,000.00	(564,990.00)
3130ANPF1	FEDERAL HOME LOAN BANKS	1.000	96.2406	08/25/2026	10,000,000.00	9,624,060.00	10,000,000.00	(375,940.00)
3133ENH45	FEDERAL FARM CREDIT BANKS FUNDING CORP	3.137	98.8361	08/24/2026	5,000,000.00	4,941,805.00	4,999,323.73	(55,994.50)
3133ENH45	FEDERAL FARM CREDIT BANKS FUNDING CORP	3.294	98.8361	08/24/2026	5,000,000.00	4,941,805.00	4,990,336.81	(26,795.00)
3130ANMH0	FEDERAL HOME LOAN BANKS	1.100	96.3941	08/20/2026	10,000,000.00	9,639,410.00	10,000,000.00	(360,590.00)
3130ANMH0	FEDERAL HOME LOAN BANKS	1.668	96.3941	08/20/2026	10,000,000.00	9,639,410.00	9,933,575.61	(115,790.00)
3130ANMH0	FEDERAL HOME LOAN BANKS	3.132	96.3941	08/20/2026	15,000,000.00	14,459,115.00	14,653,587.40	608,115.00
3130ANE48	FEDERAL HOME LOAN BANKS	1.000	96.2873	08/17/2026	10,000,000.00	9,628,730.00	10,000,000.00	(371,270.00)
3130ANFD7	FEDERAL HOME LOAN BANKS	1.000	96.3748	08/05/2026	10,000,000.00	9,637,480.00	10,000,000.00	(362,520.00)
3133END80	FEDERAL FARM CREDIT BANKS FUNDING CORP	2.873	98.7492	08/03/2026	10,000,000.00	9,874,920.00	10,013,944.42	(172,680.00)
3130ANAJ9	FEDERAL HOME LOAN BANKS	1.000	96.4432	07/27/2026	10,000,000.00	9,644,320.00	10,000,000.00	(355,680.00)
3130ANAJ9	FEDERAL HOME LOAN BANKS	1.000	96.4432	07/27/2026	15,000,000.00	14,466,480.00	15,000,000.00	(533,520.00)
3133ENC99	FEDERAL FARM CREDIT BANKS FUNDING CORP	3.629	99.5831	07/27/2026	20,000,000.00	19,916,620.00	20,000,000.00	(143,380.00)
3130ANBX7	FEDERAL HOME LOAN BANKS	1.000	96.4906	07/22/2026	15,000,000.00	14,473,590.00	15,000,000.00	(526,410.00)
3130AN5K2	FEDERAL HOME LOAN BANKS	4.366	97.1226	07/20/2026	2,375,000.00	2,306,661.75	2,304,453.08	163,580.50
3130AN3R9	FEDERAL HOME LOAN BANKS	1.130	96.6590	07/20/2026	10,000,000.00	9,665,900.00	10,000,000.00	(334,100.00)
3133ENB66	FEDERAL FARM CREDIT BANKS FUNDING CORP	3.174	98.9298	07/20/2026	10,000,000.00	9,892,980.00	9,997,449.69	(98,020.00)
3133EMQ62	FEDERAL FARM CREDIT BANKS FUNDING CORP	0.990	96.5349	07/13/2026	10,000,000.00	9,653,490.00	10,000,000.00	(346,510.00)
3133EMQ62	FEDERAL FARM CREDIT BANKS FUNDING CORP	0.990	96.5349	07/13/2026	10,000,000.00	9,653,490.00	10,000,000.00	(346,510.00)
3130AN3B4	FEDERAL HOME LOAN BANKS	1.020	96.6282	07/06/2026	15,000,000.00	14,494,230.00	15,000,000.00	(505,770.00)
3130ASDK2	FEDERAL HOME LOAN BANKS	3.250	99.0328	06/29/2026	5,250,000.00	5,199,222.00	5,250,000.00	(50,778.00)
3130AMWT5	FEDERAL HOME LOAN BANKS	1.050	96.7319	06/26/2026	15,000,000.00	14,509,785.00	15,000,000.00	(490,215.00)
3130AMT69	FEDERAL HOME LOAN BANKS	1.070	96.7527	06/26/2026	10,000,000.00	9,675,270.00	10,000,000.00	(324,730.00)
31424WXD9	FEDERAL AGRICULTURAL MORTGAGE CORP	4.354	100.0026	06/24/2026	15,000,000.00	15,000,390.00	15,000,000.00	390.00
3130AMMZ2	FEDERAL HOME LOAN BANKS	1.000	96.7879	06/10/2026	5,000,000.00	4,839,395.00	5,000,000.00	(160,605.00)
3130AMS52	FEDERAL HOME LOAN BANKS	1.000	96.8113	06/08/2026	15,000,000.00	14,521,695.00	15,000,000.00	(478,305.00)
3130AMJN3	FEDERAL HOME LOAN BANKS	1.030	96.9297	05/26/2026	5,000,000.00	4,846,485.00	5,000,000.00	(153,515.00)
3130AMKB7	FEDERAL HOME LOAN BANKS	1.050	96.9487	05/26/2026	15,000,000.00	14,542,305.00	15,000,000.00	(457,695.00)
3130AMME9	FEDERAL HOME LOAN BANKS	1.000	96.9011	05/26/2026	10,000,000.00	9,690,110.00	10,000,000.00	(309,890.00)
3133EMZS4	FEDERAL FARM CREDIT BANKS FUNDING CORP	0.900	96.8492	05/18/2026	5,000,000.00	4,842,460.00	5,000,000.00	(157,540.00)
3133ER3N9	FEDERAL FARM CREDIT BANKS FUNDING CORP	4.403	100.0034	05/11/2026	25,000,000.00	25,000,850.00	25,000,000.00	850.00
3130B5W46	FEDERAL HOME LOAN BANKS	4.328	99.8663	05/11/2026	50,000,000.00	49,933,150.00	50,000,000.00	(66,850.00)
3133ETDW4	FEDERAL FARM CREDIT BANKS FUNDING CORP	4.001	99.8219	05/01/2026	50,000,000.00	49,910,950.00	50,000,000.00	(89,050.00)
3130B5R83	FEDERAL HOME LOAN BANKS	4.323	99.9066	04/27/2026	15,000,000.00	14,985,990.00	15,000,000.00	(14,010.00)
3130B5KG2	FEDERAL HOME LOAN BANKS	4.303	99.8865	04/17/2026	25,000,000.00	24,971,625.00	25,000,000.00	(28,375.00)
3133ENUL2	FEDERAL FARM CREDIT BANKS FUNDING CORP	3.110	99.0399	04/13/2026	10,000,000.00	9,903,990.00	10,000,000.00	(96,010.00)

3130B5GK8	FEDERAL HOME LOAN BANKS	4.353	99.9075	04/06/2026	25,000,000.00	24,976,875.00	25,000,000.00	(23,125.00)
3130ALKL7	FEDERAL HOME LOAN BANKS	0.850	97.3315	03/25/2026	10,000,000.00	9,733,150.00	10,000,000.00	(266,850.00)
3130ALGJ7	FEDERAL HOME LOAN BANKS	1.000	97.4187	03/23/2026	9,750,000.00	9,498,323.25	9,750,000.00	(251,676.75)
3130ALGJ7	FEDERAL HOME LOAN BANKS	1.000	97.4187	03/23/2026	14,625,000.00	14,247,484.88	14,625,000.00	(377,515.13)
3130ALGJ7	FEDERAL HOME LOAN BANKS	1.000	97.4187	03/23/2026	19,500,000.00	18,996,646.50	19,500,000.00	(503,353.50)
3130ALGJ7	FEDERAL HOME LOAN BANKS	1.000	97.4187	03/23/2026	9,750,000.00	9,498,323.25	9,750,000.00	(251,676.75)
3130ALGJ7	FEDERAL HOME LOAN BANKS	1.016	97.4187	03/23/2026	8,921,250.00	8,690,965.77	8,920,106.42	(223,593.29)
3130ALGJ7	FEDERAL HOME LOAN BANKS	1.000	97.4187	03/23/2026	9,750,000.00	9,498,323.25	9,750,000.00	(251,676.75)
3130ALGJ7	FEDERAL HOME LOAN BANKS	3.010	97.4187	03/23/2026	19,500,000.00	18,996,646.50	19,203,034.39	903,961.50
3130ALGJ7	FEDERAL HOME LOAN BANKS	1.000	97.4187	03/23/2026	19,500,000.00	18,996,646.50	19,500,000.00	(503,353.50)
3130ALGJ7	FEDERAL HOME LOAN BANKS	1.000	97.4187	03/23/2026	14,625,000.00	14,247,484.88	14,625,000.00	(377,515.13)
3130ALH56	FEDERAL HOME LOAN BANKS	0.750	97.3102	03/18/2026	10,000,000.00	9,731,020.00	10,000,000.00	(268,980.00)
3130ALH56	FEDERAL HOME LOAN BANKS	0.750	97.3102	03/18/2026	10,000,000.00	9,731,020.00	10,000,000.00	(268,980.00)
3130ALHG2	FEDERAL HOME LOAN BANKS	0.750	97.3102	03/18/2026	10,000,000.00	9,731,020.00	10,000,000.00	(268,980.00)
3130ALFW9	FEDERAL HOME LOAN BANKS	0.790	97.2784	03/18/2026	15,000,000.00	14,591,760.00	15,000,000.00	(408,240.00)
3130B5LA4	FEDERAL HOME LOAN BANKS	4.300	99.9003	03/17/2026	25,000,000.00	24,975,075.00	25,000,000.00	(24,925.00)
3130ALEH3	FEDERAL HOME LOAN BANKS	0.700	97.2254	03/16/2026	25,000,000.00	24,306,350.00	25,000,000.00	(693,650.00)
3130B5GL6	FEDERAL HOME LOAN BANKS	4.335	99.9025	03/06/2026	15,000,000.00	14,985,375.00	15,000,000.00	(14,625.00)
3130ALHH0	FEDERAL HOME LOAN BANKS	3.040	97.5361	03/05/2026	10,500,000.00	10,241,290.50	10,344,825.15	533,410.50
3130ALEY6	FEDERAL HOME LOAN BANKS	3.157	97.4045	03/04/2026	16,160,000.00	15,740,567.20	15,889,694.51	860,600.80
3133ER4U2	FEDERAL FARM CREDIT BANKS FUNDING CORP	4.320	99.9040	02/27/2026	40,000,000.00	39,961,600.00	40,000,000.00	(38,400.00)
3133ER4U2	FEDERAL FARM CREDIT BANKS FUNDING CORP	4.320	99.9040	02/27/2026	10,000,000.00	9,990,400.00	10,000,000.00	(9,600.00)
3133ER4U2	FEDERAL FARM CREDIT BANKS FUNDING CORP	4.330	99.9040	02/27/2026	25,000,000.00	24,976,000.00	24,998,118.06	(21,500.00)
3130ALGR9	FEDERAL HOME LOAN BANKS	0.850	97.4851	02/26/2026	10,000,000.00	9,748,510.00	10,000,000.00	(251,490.00)
3130AL6K5	FEDERAL HOME LOAN BANKS	0.580	97.3884	02/25/2026	6,000,000.00	5,843,304.00	6,000,000.00	(156,696.00)
3130ALEM2	FEDERAL HOME LOAN BANKS	0.790	97.4511	02/25/2026	10,000,000.00	9,745,110.00	10,000,000.00	(254,890.00)
3130ALEM2	FEDERAL HOME LOAN BANKS	0.790	97.4511	02/25/2026	15,000,000.00	14,617,665.00	15,000,000.00	(382,335.00)
3130ALCV4	FEDERAL HOME LOAN BANKS	2.112	97.4316	02/24/2026	25,000,000.00	24,357,900.00	24,761,885.89	642,650.00
3130ALBX1	FEDERAL HOME LOAN BANKS	0.580	97.3207	02/23/2026	10,000,000.00	9,732,070.00	10,000,000.00	(267,930.00)
3130AL2G8	FEDERAL HOME LOAN BANKS	0.615	97.3814	02/18/2026	5,000,000.00	4,869,070.00	4,999,461.62	(127,180.00)
3133ER2H3	FEDERAL FARM CREDIT BANKS FUNDING CORP	4.090	99.9087	02/03/2026	12,250,000.00	12,238,815.75	12,252,346.02	(14,166.64)
3133EPX42	FEDERAL FARM CREDIT BANKS FUNDING CORP	4.960	100.0803	01/23/2026	10,000,000.00	10,008,030.00	10,000,754.84	3,980.00
3130B4QU8	FEDERAL HOME LOAN BANKS	4.218	99.8939	01/23/2026	25,000,000.00	24,973,475.00	24,985,452.05	(4,025.00)
3133ERV32	FEDERAL FARM CREDIT BANKS FUNDING CORP	4.401	99.9546	01/16/2026	25,000,000.00	24,988,650.00	24,995,294.52	(3,850.00)
3133ERV32	FEDERAL FARM CREDIT BANKS FUNDING CORP	4.370	99.9546	01/16/2026	14,681,000.00	14,674,334.83	14,681,000.00	(6,665.17)
3134GXHL1	FEDERAL HOME LOAN MORTGAGE CORP	0.700	97.9361	12/30/2025	10,000,000.00	9,793,610.00	10,000,000.00	(206,390.00)
3133EMLR1	FEDERAL FARM CREDIT BANKS FUNDING CORP	0.506	97.8900	12/23/2025	12,430,000.00	12,167,727.00	12,429,579.08	(258,544.00)
3133ER5L1	FEDERAL FARM CREDIT BANKS FUNDING CORP	4.207	99.8805	11/28/2025	10,000,000.00	9,988,050.00	9,996,285.71	(6,750.00)
3135GA3Z2	FEDERAL NATIONAL MORTGAGE ASSOCIATION	0.600	98.2241	11/25/2025	15,000,000.00	14,733,615.00	15,000,000.00	(266,385.00)
3130B3TW3	FEDERAL HOME LOAN BANKS	4.218	99.9409	11/21/2025	3,250,000.00	3,248,079.25	3,250,429.96	(2,765.75)
3130B3S46	FEDERAL HOME LOAN BANKS	4.191	99.9865	11/19/2025	4,675,000.00	4,674,368.88	4,678,311.23	(7,176.13)
3135GA4P3	FEDERAL NATIONAL MORTGAGE ASSOCIATION	0.650	98.3168	11/18/2025	20,000,000.00	19,663,360.00	20,000,000.00	(336,640.00)
3135GA2Z3	FEDERAL NATIONAL MORTGAGE ASSOCIATION	0.560	98.2864	11/17/2025	5,000,000.00	4,914,320.00	5,000,000.00	(85,680.00)
3135GA2Z3	FEDERAL NATIONAL MORTGAGE ASSOCIATION	0.560	98.2864	11/17/2025	5,000,000.00	4,914,320.00	5,000,000.00	(85,680.00)
3135GA2Z3	FEDERAL NATIONAL MORTGAGE ASSOCIATION	0.560	98.2864	11/17/2025	10,000,000.00	9,828,640.00	10,000,000.00	(171,360.00)
3134GXBM5	FEDERAL HOME LOAN MORTGAGE CORP	0.600	98.3371	11/12/2025	5,000,000.00	4,916,855.00	5,000,000.00	(83,145.00)
3134GXBM5	FEDERAL HOME LOAN MORTGAGE CORP	0.600	98.3371	11/12/2025	5,000,000.00	4,916,855.00	5,000,000.00	(83,145.00)
3135G06G3	FEDERAL NATIONAL MORTGAGE ASSOCIATION	0.573	98.3627	11/07/2025	14,000,000.00	13,770,778.00	13,995,621.03	(179,102.00)
3135GA2N0	FEDERAL NATIONAL MORTGAGE ASSOCIATION	0.550	98.4144	11/04/2025	10,000,000.00	9,841,440.00	10,000,000.00	(158,560.00)
3135G06C2	FEDERAL NATIONAL MORTGAGE ASSOCIATION	0.600	98.4794	10/29/2025	10,000,000.00	9,847,940.00	10,000,000.00	(152,060.00)
3135G06C2	FEDERAL NATIONAL MORTGAGE ASSOCIATION	0.604	98.4794	10/29/2025	10,000,000.00	9,847,940.00	9,999,835.60	(150,060.00)
3136G46N8	FEDERAL NATIONAL MORTGAGE ASSOCIATION	0.600	98.4794	10/29/2025	5,000,000.00	4,923,970.00	5,000,000.00	(76,030.00)

3134GW3Z7	FEDERAL HOME LOAN MORTGAGE CORP	0.600	98.4895	10/28/2025	10,000,000.00	9,848,950.00	10,000,000.00	(151,050.00)
3134GW3Y0	FEDERAL HOME LOAN MORTGAGE CORP	0.550	98.4696	10/28/2025	10,000,000.00	9,846,960.00	10,000,000.00	(153,040.00)
3136G46S7	FEDERAL NATIONAL MORTGAGE ASSOCIATION	0.560	98.4758	10/28/2025	5,000,000.00	4,923,790.00	5,000,000.00	(76,210.00)
3136G45C3	FEDERAL NATIONAL MORTGAGE ASSOCIATION	0.540	98.4704	10/27/2025	10,000,000.00	9,847,040.00	10,000,000.00	(152,960.00)
3134GW3X2	FEDERAL HOME LOAN MORTGAGE CORP	0.625	98.5094	10/27/2025	10,000,000.00	9,850,940.00	10,000,000.00	(149,060.00)
3134GWZV1	FEDERAL HOME LOAN MORTGAGE CORP	1.238	98.5689	10/22/2025	15,000,000.00	14,785,335.00	14,966,365.95	118,147.50
3135G06A6	FEDERAL NATIONAL MORTGAGE ASSOCIATION	0.580	98.5625	10/20/2025	10,000,000.00	9,856,250.00	10,000,000.00	(143,750.00)
3135G06A6	FEDERAL NATIONAL MORTGAGE ASSOCIATION	0.587	98.5625	10/20/2025	10,000,000.00	9,856,250.00	9,999,727.17	(140,250.00)
3134GWTG1	FEDERAL HOME LOAN MORTGAGE CORP	0.600	98.7716	09/30/2025	5,000,000.00	4,938,580.00	5,000,000.00	(61,420.00)
3137EAEX3	FEDERAL HOME LOAN MORTGAGE CORP	0.497	98.7798	09/23/2025	10,000,000.00	9,877,980.00	9,996,237.99	(63,120.00)
3130B03E7	FEDERAL HOME LOAN BANKS	4.903	100.0164	09/19/2025	10,000,000.00	10,001,640.00	10,001,370.92	(2,560.00)
3134GWL38	FEDERAL HOME LOAN MORTGAGE CORP	0.540	98.9064	09/15/2025	10,000,000.00	9,890,640.00	10,000,000.00	(109,360.00)
3134GWL38	FEDERAL HOME LOAN MORTGAGE CORP	0.540	98.9064	09/15/2025	15,000,000.00	14,835,960.00	15,000,000.00	(164,040.00)
3134GXS47	FEDERAL HOME LOAN MORTGAGE CORP	5.339	99.9673	08/28/2025	25,489,000.00	25,480,665.10	25,423,234.05	519,287.40
3136G42F9	FEDERAL NATIONAL MORTGAGE ASSOCIATION	0.625	99.1187	08/27/2025	5,000,000.00	4,955,935.00	5,000,000.00	(44,065.00)
3136G4Q97	FEDERAL NATIONAL MORTGAGE ASSOCIATION	0.650	99.1244	08/27/2025	8,650,000.00	8,574,260.60	8,650,000.00	(75,739.40)
3136G4X40	FEDERAL NATIONAL MORTGAGE ASSOCIATION	0.600	99.1231	08/26/2025	10,000,000.00	9,912,310.00	10,000,000.00	(87,690.00)
3130ALFN9	FEDERAL HOME LOAN BANKS	0.550	99.1221	08/25/2025	5,000,000.00	4,956,105.00	5,000,000.00	(43,895.00)
3136G4H63	FEDERAL NATIONAL MORTGAGE ASSOCIATION	0.550	99.1822	08/19/2025	15,000,000.00	14,877,330.00	15,000,000.00	(122,670.00)
3136G4H63	FEDERAL NATIONAL MORTGAGE ASSOCIATION	3.948	99.1822	08/19/2025	10,000,000.00	9,918,220.00	9,928,318.40	214,020.00
3134GWLW4	FEDERAL HOME LOAN MORTGAGE CORP	0.625	99.2015	08/19/2025	10,000,000.00	9,920,150.00	10,000,000.00	(79,850.00)
3133EPKA2	FEDERAL FARM CREDIT BANKS FUNDING CORP	4.019	99.9051	08/18/2025	10,000,000.00	9,990,510.00	9,999,668.29	(5,990.00)
3136G4B77	FEDERAL NATIONAL MORTGAGE ASSOCIATION	0.700	99.3654	08/04/2025	15,000,000.00	14,904,810.00	15,000,000.00	(95,190.00)
3136G4B77	FEDERAL NATIONAL MORTGAGE ASSOCIATION	0.700	99.3654	08/04/2025	10,000,000.00	9,936,540.00	10,000,000.00	(63,460.00)
3136G4C27	FEDERAL NATIONAL MORTGAGE ASSOCIATION	0.700	99.4146	07/29/2025	15,000,000.00	14,912,190.00	15,000,000.00	(87,810.00)
3136G4D75	FEDERAL NATIONAL MORTGAGE ASSOCIATION	0.600	99.3991	07/29/2025	10,000,000.00	9,939,910.00	10,000,000.00	(60,090.00)
3136G4F32	FEDERAL NATIONAL MORTGAGE ASSOCIATION	0.600	99.3991	07/29/2025	10,000,000.00	9,939,910.00	10,000,000.00	(60,090.00)
3136G4YU1	FEDERAL NATIONAL MORTGAGE ASSOCIATION	0.730	99.5610	07/15/2025	15,000,000.00	14,934,150.00	15,000,000.00	(65,850.00)
3136G4XR9	FEDERAL NATIONAL MORTGAGE ASSOCIATION	0.740	99.6432	07/07/2025	14,900,000.00	14,846,836.80	14,900,000.00	(53,163.20)
3136G4XK4	FEDERAL NATIONAL MORTGAGE ASSOCIATION	0.650	99.7085	06/30/2025	5,000,000.00	4,985,425.00	5,000,000.00	(14,575.00)
3130ALU93	FEDERAL HOME LOAN BANKS	0.750	99.7167	06/30/2025	10,000,000.00	9,971,670.00	10,000,000.00	(28,330.00)
3136G4XZ1	FEDERAL NATIONAL MORTGAGE ASSOCIATION	0.740	99.7153	06/30/2025	5,000,000.00	4,985,765.00	5,000,000.00	(14,235.00)
3134GXYP9	FEDERAL HOME LOAN MORTGAGE CORP	3.560	99.9406	06/27/2025	10,000,000.00	9,994,060.00	10,000,000.00	(5,940.00)
3135GAAZ4	FEDERAL NATIONAL MORTGAGE ASSOCIATION	0.500	99.7618	06/24/2025	10,000,000.00	9,976,180.00	10,000,000.00	(23,820.00)
3130ALHZ0	FEDERAL HOME LOAN BANKS	0.530	99.8282	06/18/2025	10,000,000.00	9,982,820.00	10,000,000.00	(17,180.00)
3134GWP91	FEDERAL HOME LOAN MORTGAGE CORP	0.500	99.8485	06/16/2025	5,000,000.00	4,992,425.00	5,000,000.00	(7,575.00)
3133ERJ44	FEDERAL FARM CREDIT BANKS FUNDING CORP	4.635	99.9991	06/11/2025	5,000,000.00	4,999,955.00	5,000,000.00	(45.00)
3133ELH80	FEDERAL FARM CREDIT BANKS FUNDING CORP	0.680	99.9183	06/10/2025	5,025,000.00	5,020,894.58	5,025,000.00	(4,105.43)
3134GVE95	FEDERAL HOME LOAN MORTGAGE CORP	0.650	99.9269	06/09/2025	15,000,000.00	14,989,035.00	15,000,000.00	(10,965.00)
---	---	3.551	99.2307	07/06/2027	4,988,704,924.41	4,950,061,991.87	4,981,939,447.11	(19,217,950.80)

Agency								
AGCY DISC								
Cusip	Description	Yield	Market Price	Final Maturity	Par Value	Market Value	Book Value	Net Unrealized Gain/Loss
313313SW9	FEDERAL FARM CREDIT BANKS FUNDING CORP	3.939	97.1074	02/09/2026	15,000,000.00	14,566,110.00	14,600,470.83	49,335.00
313385SL1	FEDERAL HOME LOAN BANKS	4.201	97.2602	01/30/2026	20,000,000.00	19,452,040.00	19,453,250.00	7,790.00
313385RU2	FEDERAL HOME LOAN BANKS	4.219	97.4298	01/14/2026	20,000,000.00	19,485,960.00	19,486,727.77	8,276.67
313385RG3	FEDERAL HOME LOAN BANKS	4.011	97.5580	01/02/2026	50,000,000.00	48,779,000.00	48,844,375.00	138,875.00
313313KT4	FEDERAL FARM CREDIT BANKS FUNDING CORP	3.978	99.0345	08/22/2025	2,000,000.00	1,980,690.00	1,982,370.00	50,780.00
313313KT4	FEDERAL FARM CREDIT BANKS FUNDING CORP	3.978	99.0345	08/22/2025	16,000,000.00	15,845,520.00	15,858,960.00	406,240.00

313313KT4	FEDERAL FARM CREDIT BANKS FUNDING CORP	3.978	99.0345	08/22/2025	20,000,000.00	19,806,900.00	19,823,700.00	507,800.00
313385HX7	FEDERAL HOME LOAN BANKS	4.251	99.5636	07/09/2025	25,000,000.00	24,890,900.00	24,890,618.06	616,275.00
313385HX7	FEDERAL HOME LOAN BANKS	4.326	99.5636	07/09/2025	10,000,000.00	9,956,360.00	9,955,455.56	236,521.11
313385HX7	FEDERAL HOME LOAN BANKS	4.326	99.5636	07/09/2025	15,000,000.00	14,934,540.00	14,933,183.33	354,781.67
313385GM2	FEDERAL HOME LOAN BANKS	4.298	99.9649	06/05/2025	50,000,000.00	49,982,450.00	49,976,555.56	205,172.22
---	---	4.151	98.6458	09/28/2025	243,000,000.00	239,680,470.00	239,805,666.11	2,581,846.67

Agency CMO
FNMA CMO

Cusip	Description	Yield	Market Price	Final Maturity	Par Value	Market Value	Book Value	Net Unrealized Gain/Loss
3136B2HA3	FNA 2018-M10 A2	5.208	97.4652	07/25/2028	9,544,335.42	9,302,405.79	9,209,130.60	229,321.91
3136AW7J0	FNA 2017-M8 A2	3.448	97.3960	05/25/2027	10,464,036.15	10,191,554.74	10,411,033.53	(141,680.95)
---	---	4.274	97.4285	12/11/2027	20,008,371.57	19,493,960.53	19,620,164.13	87,640.96

Agency MBS
FHLMC

Cusip	Description	Yield	Market Price	Final Maturity	Par Value	Market Value	Book Value	Net Unrealized Gain/Loss
3132XKV38	FH WN5133	4.382	99.3581	11/01/2029	6,250,000.00	6,209,879.75	6,196,417.21	19,205.92
3132XFUU0	FH WN1494	4.669	98.5097	11/01/2029	11,000,000.00	10,836,069.86	10,702,151.61	156,616.73
3142FFGV3	FH WR2011	4.378	98.7184	11/01/2029	25,000,000.00	24,679,593.00	24,844,177.14	(159,274.19)
3142FFGV3	FH WR2011	4.218	98.7184	11/01/2029	15,000,000.00	14,807,755.80	15,000,000.00	(192,244.20)
3132XFJ58	FH WN1183	4.059	96.0781	10/01/2029	7,470,000.00	7,177,033.02	7,314,173.44	(113,220.11)
3132XKV87	FH WN5138	4.719	98.2202	10/01/2029	15,000,000.00	14,733,034.95	14,574,288.93	191,824.01
3132XFRX8	FH WN1401	4.241	98.0174	09/01/2029	17,875,000.00	17,520,616.51	17,637,488.75	(82,767.28)
3132XFR91	FH WN1411	4.474	98.9594	09/01/2029	20,000,000.00	19,791,873.20	19,689,273.23	144,216.95
3132XFR91	FH WN1411	4.633	98.9594	09/01/2029	15,000,000.00	14,843,904.90	14,676,875.27	207,186.15
3132XFR91	FH WN1411	4.370	98.9594	09/01/2029	11,500,000.00	11,380,327.09	11,364,999.62	30,366.15
3132XKUQ8	FH WN5090	4.392	98.4565	09/01/2029	20,000,000.00	19,691,291.80	19,637,983.87	93,635.55
3132XKUQ8	FH WN5090	4.352	98.4565	09/01/2029	32,000,000.00	31,506,066.88	31,469,136.73	96,066.88
3132XKTE7	FH WN5048	4.513	98.1906	08/01/2029	11,495,000.00	11,287,012.11	11,269,269.08	20,116.02
3132XKSS7	FH WN5028	3.886	98.3066	07/01/2029	24,971,000.00	24,548,133.84	24,971,000.00	(422,866.16)
3132XKR25	FH WN5004	4.439	98.7700	06/01/2029	22,870,000.00	22,588,700.83	22,724,977.99	(107,987.45)
3132WW2J0	FH WA3276	4.668	100.8700	02/01/2029	14,672,071.73	14,799,713.47	14,642,775.65	164,321.91
3132XG2H8	FH WN2575	4.428	100.2044	02/01/2029	33,705,000.00	33,773,902.12	33,902,245.62	(173,352.57)
3132XGYU4	FH WN2522	4.779	100.3198	12/01/2028	10,000,000.00	10,031,982.50	9,915,203.91	147,607.50
3132XGX35	FH WN2497	4.611	100.3489	10/01/2028	28,340,000.00	28,438,885.63	28,234,215.90	251,655.94
3137FJYH6	FHMS K-W07 A2	5.264	97.9987	09/25/2028	16,627,402.00	16,294,636.47	15,863,090.33	822,709.01
3137FGZH1	FHMS K-W06 A2	5.290	98.2150	06/25/2028	25,000,000.00	24,553,757.50	24,039,672.64	1,045,945.00
3132XFLR7	FH WN1235	4.690	99.3179	01/01/2028	20,000,000.00	19,863,578.00	19,868,103.45	102,640.50
3132XFLR7	FH WN1235	4.333	99.3179	01/01/2028	10,000,000.00	9,931,789.00	9,973,816.57	(21,336.00)
3132XGRH1	FH WN2287	3.945	97.8466	11/01/2027	24,415,086.75	23,889,332.76	24,308,671.73	(315,936.84)
3132XGRH1	FH WN2287	4.073	97.8466	11/01/2027	24,415,086.75	23,889,332.76	24,268,472.84	(253,945.41)
3132XGQ74	FH WN2277	4.062	98.4067	11/01/2027	9,766,034.70	9,610,433.45	9,709,309.93	(44,207.42)
3137FBBX3	FHMS K-068 A2	4.548	97.8614	08/25/2027	9,525,000.00	9,321,295.87	9,271,671.92	201,108.37
3137F2LJ3	FHMS K-066 A2	3.111	97.8147	06/25/2027	11,095,000.00	10,852,535.86	11,090,693.06	(232,062.58)
3137BXQY1	FHMS K-064 A2	3.154	98.1512	03/25/2027	1,000,000.00	981,511.51	1,000,644.22	(20,248.49)
3137BXSW3	FHMS K-IR2 A2	4.545	97.7759	03/25/2027	15,000,000.00	14,666,380.80	14,649,388.97	276,927.60
3137BYLD0	FHMS K-L01 A2E	4.184	98.0231	02/25/2027	15,000,000.00	14,703,468.45	14,795,022.95	208,518.45

3137BTUM1	FHMS K-061 A2	4.501	98.5027	11/25/2026	8,683,539.12	8,553,518.67	8,554,410.97	228,696.55
3137BTUM1	FHMS K-061 A2	4.561	98.5027	11/25/2026	8,201,120.28	8,078,323.18	8,071,460.84	184,580.89
3132XDAU7	FH WA4418	4.107	96.6156	11/01/2026	14,137,696.56	13,659,219.37	13,711,910.73	17,998.95
3137BSRE5	FHMS K-059 A2	4.148	98.3575	09/25/2026	12,000,000.00	11,802,897.12	11,838,536.61	(7,727.88)
3137BSP72	FHMS K-058 A2	4.465	97.8728	08/25/2026	15,000,000.00	14,680,927.20	14,673,408.29	91,083.45
3137BSP72	FHMS K-058 A2	4.251	97.8728	08/25/2026	42,473,000.00	41,569,534.73	41,647,729.51	78,722.85
3137BSP72	FHMS K-058 A2	4.142	97.8728	08/25/2026	20,975,000.00	20,528,829.87	20,592,787.09	6,922.64
3137BRQJ7	FHMS K-057 A2	4.657	98.1352	07/25/2026	14,954,008.65	14,675,150.63	14,645,386.39	399,329.64
3137FNWX4	FHMS K-736 A2	3.655	97.7811	07/25/2026	8,938,624.50	8,740,285.72	8,819,387.85	245,100.79
3137FNWX4	FHMS K-736 A2	4.170	97.7811	07/25/2026	43,030,538.34	42,075,735.45	42,232,696.93	16,745.76
3137BQYS0	FHMS K-056 A2	4.186	98.2570	05/25/2026	17,959,275.18	17,646,240.16	17,690,354.87	19,492.19
3137FMU67	FHMS K-735 A2	3.518	98.5396	05/25/2026	14,360,711.85	14,150,982.41	14,280,337.25	127,410.72
3137BPW21	FHMS K-055 A2	4.420	98.5322	03/25/2026	48,785,066.50	48,068,988.07	48,126,349.43	176,688.30
3137BPW21	FHMS K-055 A2	4.420	98.5322	03/25/2026	1,458,673.49	1,437,262.74	1,438,977.85	5,282.98
3137BPW21	FHMS K-055 A2	4.460	98.5322	03/25/2026	9,757,013.30	9,613,797.61	9,622,764.60	41,191.86
3137BP4K2	FHMS K-IR1 A2	4.641	98.4150	03/25/2026	22,370,000.00	22,015,428.34	22,046,466.07	197,687.72
3137BNGT5	FHMS K-054 A2	4.286	98.7915	01/25/2026	9,074,049.34	8,964,390.99	8,984,735.11	12,627.02
3137BM7C4	FHMS K-051 A2	4.877	99.4765	09/25/2025	7,989,656.65	7,947,830.56	7,958,606.14	148,864.54
3137FJXQ7	FHMS K-733 A2	4.488	99.6322	08/25/2025	16,828,645.80	16,766,745.83	16,785,947.29	13,697.40
3137BLAC2	FHMS K-048 A2	4.898	99.6982	06/25/2025	1,331,792.13	1,327,772.84	1,331,792.13	10,859.32
---	---	4.372	98.5213	12/16/2027	862,300,093.62	849,507,691.21	850,659,258.55	4,056,475.65

Agency MBS

FNMA

Cusip	Description	Yield	Market Price	Final Maturity	Par Value	Market Value	Book Value	Net Unrealized Gain/Loss
3140NXY72	FN BZ3433	4.213	98.9605	04/01/2030	12,855,000.00	12,721,375.49	12,855,000.00	(133,624.51)
3140NX7M9	FN BZ3599	4.344	98.6037	04/01/2030	35,880,000.00	35,379,020.48	35,522,496.82	(135,171.73)
3140NXWN9	FN BZ3352	4.382	100.0953	03/01/2030	41,362,000.00	41,401,403.51	41,307,493.58	95,953.14
3140NWVP7	FN BZ2421	1.440	100.2233	12/01/2029	31,354,000.00	31,424,003.76	31,354,000.00	70,003.76
3140NWVP7	FN BZ2421	4.498	100.2233	12/01/2029	20,000,000.00	20,044,653.80	19,899,069.59	155,591.30
3140NW2N4	FN BZ2580	4.589	100.2646	12/01/2029	30,144,000.00	30,223,747.46	29,895,048.82	352,927.46
3140NWPY5	FN BZ2238	4.376	99.9560	11/01/2029	9,870,000.00	9,865,653.45	9,844,928.02	23,412.82
3140NWG90	FN BZ2023	4.497	98.5248	10/01/2029	15,000,000.00	14,778,717.75	14,681,838.56	138,483.37
3140NWEX9	FN BZ1949	4.468	98.5728	10/01/2029	3,444,000.00	3,394,848.64	3,386,393.28	14,750.98
3140NWKR5	FN BZ2103	4.517	98.9637	10/01/2029	15,000,000.00	14,844,561.30	14,729,901.50	133,428.49
3140HVB60	FN BL3660	4.458	93.8351	08/01/2029	24,637,560.75	23,118,672.38	23,088,551.91	339,515.14
3140HUNU6	FN BL3102	4.474	93.6702	08/01/2029	22,041,976.25	20,646,761.47	20,597,747.23	343,173.90
3140HUNU6	FN BL3102	4.139	93.6702	08/01/2029	4,806,032.51	4,501,819.88	4,543,624.05	8,367.22
3140HUNU6	FN BL3102	4.396	93.6702	08/01/2029	24,510,677.59	22,959,198.76	22,963,063.76	301,183.72
3138L5YU8	FN AM5222	4.323	99.3603	07/01/2029	28,279,216.62	28,098,324.93	28,279,216.62	(180,891.69)
3140NVFJ1	FN BZ1068	4.555	101.0019	06/01/2029	10,000,000.00	10,100,193.90	10,000,000.00	100,193.90
3140NVFJ1	FN BZ1068	4.555	101.0019	06/01/2029	15,000,000.00	15,150,290.85	15,000,000.00	150,290.85
3140NVE37	FN BZ1053	4.596	101.1102	06/01/2029	15,770,000.00	15,945,084.37	15,770,000.00	175,084.37
3140NU4W6	FN BZ0836	4.606	101.1650	05/01/2029	16,365,000.00	16,555,646.03	16,365,000.00	190,646.03
3140NU6F1	FN BZ0869	4.623	101.1556	04/01/2029	32,230,000.00	32,602,441.50	32,198,612.97	412,729.00
3140NUPT0	FN BZ0433	4.580	99.6367	03/01/2029	25,000,000.00	24,909,167.50	24,704,058.87	299,792.50
3140NUPT0	FN BZ0433	4.612	99.6367	03/01/2029	25,681,000.00	25,587,693.22	25,340,358.40	351,094.90
3140NURK7	FN BZ0489	4.552	100.9795	02/01/2029	25,000,000.00	25,244,876.00	25,000,000.00	244,876.00
3140NURK7	FN BZ0489	4.636	100.9795	02/01/2029	16,000,000.00	16,156,720.64	15,954,374.26	214,220.64
3140NUNR6	FN BZ0399	4.670	100.9331	02/01/2029	15,000,000.00	15,139,959.15	14,953,012.10	203,240.40

3140LLKK6	FN BS9297	5.110	100.3436	10/01/2028	21,050,000.00	21,122,327.38	20,613,979.34	720,272.69
3140LLZT1	FN BS9753	5.092	102.2007	10/01/2028	20,000,000.00	20,440,148.20	19,964,012.10	493,273.20
3136B3XY1	FNA 2019-M1 A2	4.441	98.0507	09/25/2028	12,455,308.20	12,212,516.88	12,242,458.93	(23,850.41)
3140LLB83	FN BS9062	5.049	100.4998	09/01/2028	20,000,000.00	20,099,955.80	19,656,479.93	618,705.80
3140LLMH1	FN BS9359	5.051	101.4970	08/01/2028	15,874,000.00	16,111,640.13	15,760,102.86	411,882.08
3136BQDE6	FNA 2023-M6 A2	4.724	99.5424	07/25/2028	23,879,862.25	23,770,583.22	23,545,949.81	384,175.94
3140LKKW2	FN BS8408	4.658	100.3294	06/01/2028	12,003,000.00	12,042,536.68	11,915,482.15	163,786.48
3140LKYQ0	FN BS8818	4.526	98.8011	06/01/2028	25,000,000.00	24,700,279.75	24,612,524.29	336,998.50
3140LKU84	FN BS8706	4.510	99.2762	06/01/2028	25,000,000.00	24,819,050.00	24,681,056.43	340,534.37
3140LKJP9	FN BS8369	4.649	99.7869	05/01/2028	16,850,000.00	16,814,085.91	16,721,588.45	156,281.22
3140LKJM6	FN BS8367	4.651	99.7368	05/01/2028	14,563,000.00	14,524,671.93	14,383,226.82	219,937.63
3140LKJC8	FN BS8358	4.074	99.4155	04/01/2028	24,459,000.00	24,316,042.53	24,459,000.00	(142,957.47)
3140LBU27	FN BS1500	4.591	91.5448	03/01/2028	29,612,500.00	27,108,714.56	27,013,376.62	998,818.08
3140LBU27	FN BS1500	3.741	91.5448	03/01/2028	20,000,000.00	18,308,967.20	18,642,356.45	22,248.45
3140LBP64	FN BS1344	4.165	91.4784	03/01/2028	20,000,000.00	18,295,673.80	18,456,199.09	277,705.05
3140LHSB7	FN BS6813	4.363	99.9876	02/01/2028	19,478,000.00	19,475,579.66	19,468,130.76	15,840.28
3140LJS23	FN BS7736	4.416	99.4774	02/01/2028	20,000,000.00	19,895,479.40	19,854,346.16	164,229.40
3140LJS23	FN BS7736	4.071	99.4774	02/01/2028	15,000,000.00	14,921,609.55	15,000,000.00	(78,390.45)
3140LJS23	FN BS7736	4.078	99.4774	02/01/2028	10,000,000.00	9,947,739.70	10,000,000.00	(52,260.30)
3140LHVX5	FN BS6929	4.280	99.6119	11/01/2027	31,100,000.00	30,979,306.50	31,049,316.23	(17,431.78)
3140LH4A5	FN BS7116	4.363	99.6964	11/01/2027	20,210,000.00	20,148,647.49	20,210,000.00	(61,352.51)
3136BML55	FNA 2022-M11 A2	4.554	97.0403	10/25/2027	20,892,687.60	20,274,320.46	20,414,632.50	368,603.42
3138LKZ34	FN AN7061	6.197	96.2307	10/01/2027	12,800,000.00	12,317,527.04	12,302,839.00	289,527.04
3136AY6X6	FNA 2017-M15 A2	4.609	97.2461	09/25/2027	13,000,375.47	12,642,354.62	12,725,188.10	167,580.33
3138LHUZ5	FN AN5099	3.076	97.7291	04/01/2027	23,286,112.00	22,757,303.26	23,277,531.06	(506,978.00)
3140HV2G8	FN BL4374	4.291	96.6706	10/01/2026	21,300,000.00	20,590,837.37	20,641,804.27	643,720.18
3136AS4R4	FNA 2016-M7 A2	4.574	97.9979	09/25/2026	14,193,181.64	13,909,025.91	13,935,880.43	21,565.41
3138LEVL2	FN AN2418	5.290	97.1474	09/01/2026	15,000,000.00	14,572,114.65	14,541,814.16	217,785.73
3138LETC5	FN AN2346	4.438	97.6818	08/01/2026	8,285,789.20	8,093,706.71	8,123,153.32	(9,212.57)
3138LENE7	FN AN2188	3.543	97.6838	07/01/2026	9,651,046.90	9,427,507.42	9,601,842.72	(38,058.42)
3138LD5W9	FN AN1760	4.176	97.9133	06/01/2026	15,000,000.00	14,686,992.15	14,894,911.36	104,179.65
3136AR5S3	FNA 2016-M5 A2	4.816	98.2402	04/25/2026	12,618,379.15	12,396,315.86	12,420,722.64	6,151.96
3140HSZG9	FN BL1642	4.103	98.9461	03/01/2026	9,466,596.70	9,366,826.72	9,400,513.67	(12,869.58)
3138LCW35	FN AN0665	5.458	98.8621	02/01/2026	14,446,608.50	14,282,226.47	14,263,022.64	336,170.45
3140HSW31	FN BL1565	3.958	99.0395	02/01/2026	9,000,000.00	8,913,550.95	8,941,036.60	(14,730.30)
3138LCH81	FN AN0254	3.738	98.9756	12/01/2025	7,101,064.77	7,028,324.52	7,081,519.36	61,514.25
3138LCHR9	FEDERAL NATIONAL MORTGAGE ASSOCIATION	2.939	98.9756	12/01/2025	13,577,561.40	13,438,478.70	13,575,750.05	(126,353.74)
3138LCHF5	FN AN0229	4.369	99.1463	11/01/2025	23,820,000.00	23,616,647.71	23,698,781.11	116,728.96
3140JAVC9	FN BM6010	4.860	99.5755	09/01/2025	4,340,911.79	4,322,485.49	4,327,619.36	103,661.84
---	---	4.386	98.6927	07/14/2028	1,179,545,449.29	1,163,486,938.51	1,160,651,939.11	10,546,704.83

CD

Cusip	Description	Yield	Market Price	Final Maturity	Par Value	Market Value	Book Value	Net Unrealized Gain/Loss
78015JEG8	Royal Bank of Canada New York Branch	4.310	100.0000	03/19/2026	25,000,000.00	25,000,000.00	25,000,000.00	0.00
78015JEQ6	Royal Bank of Canada New York Branch	4.310	100.0000	01/21/2026	25,000,000.00	25,000,000.00	25,000,000.00	0.00
78015JEC7	Royal Bank of Canada New York Branch	4.270	100.0000	01/16/2026	25,000,000.00	25,000,000.00	25,000,000.00	0.00
21684X2S4	COÖPERATIEVE RABOBANK U.A., NEW YORK BRANCH	4.300	100.0000	11/19/2025	25,000,000.00	25,000,000.00	25,000,000.00	0.00
86959TLZ7	Svenska Handels AB Publ - New York Branch	4.360	100.0000	11/18/2025	50,000,000.00	50,000,000.00	50,000,000.00	0.00
78015JAY3	Royal Bank of Canada New York Branch	4.440	100.0000	11/17/2025	25,000,000.00	25,000,000.00	25,000,000.00	0.00

78015JAY3	Royal Bank of Canada New York Branch	4.440	100.0000	11/17/2025	50,000,000.00	50,000,000.00	50,000,000.00	0.00
78015JA49	Royal Bank of Canada New York Branch	4.440	100.0000	11/12/2025	50,000,000.00	50,000,000.00	50,000,000.00	0.00
78015JAL1	Royal Bank of Canada New York Branch	4.450	100.0000	11/12/2025	50,000,000.00	50,000,000.00	50,000,000.00	0.00
06418NFU1	Bank of Nova Scotia, Houston Branch	4.440	100.0000	11/10/2025	50,000,000.00	50,000,000.00	50,000,000.00	0.00
06053RCD3	Bank of America, National Association	4.510	100.0000	11/10/2025	50,000,000.00	50,000,000.00	50,000,000.00	0.00
06053RCD3	Bank of America, National Association	4.510	100.0000	11/10/2025	50,000,000.00	50,000,000.00	50,000,000.00	0.00
78015J5U7	Royal Bank of Canada New York Branch	4.520	100.0000	11/04/2025	50,000,000.00	50,000,000.00	50,000,000.00	0.00
78015J5U7	Royal Bank of Canada New York Branch	4.520	100.0000	11/04/2025	25,000,000.00	25,000,000.00	25,000,000.00	0.00
86959TLU8	Svenska Handels AB Publ - New York Branch	4.280	100.0000	10/31/2025	50,000,000.00	50,000,000.00	50,000,000.00	0.00
86959TMC7	Svenska Handels AB Publ - New York Branch	4.370	100.0000	10/31/2025	50,000,000.00	50,000,000.00	50,000,000.00	0.00
78015JAU1	Royal Bank of Canada New York Branch	4.440	100.0000	10/16/2025	50,000,000.00	50,000,000.00	50,000,000.00	0.00
06051WUQ5	Bank of America, National Association	4.400	100.0000	10/08/2025	50,000,000.00	50,000,000.00	50,000,000.00	0.00
06051WSM7	Bank of America, National Association	4.480	100.0000	10/03/2025	50,000,000.00	50,000,000.00	50,000,000.00	0.00
21684X2C9	COÖPERATIEVE RABOBANK U.A., NEW YORK BRANCH	4.430	100.0000	10/03/2025	50,000,000.00	50,000,000.00	50,000,000.00	0.00
21684X2C9	COÖPERATIEVE RABOBANK U.A., NEW YORK BRANCH	4.430	100.0000	10/03/2025	10,000,000.00	10,000,000.00	10,000,000.00	0.00
86959TMB9	Svenska Handels AB Publ - New York Branch	4.400	100.0000	09/19/2025	50,000,000.00	50,000,000.00	50,000,000.00	0.00
78015JB48	Royal Bank of Canada New York Branch	4.490	100.0000	09/18/2025	40,000,000.00	40,000,000.00	40,000,000.00	0.00
06418NEY4	Bank of Nova Scotia, Houston Branch	4.430	100.0000	09/09/2025	25,000,000.00	25,000,000.00	25,000,000.00	0.00
86959TPB6	Svenska Handels AB Publ - New York Branch	4.400	100.0000	09/02/2025	50,000,000.00	50,000,000.00	50,000,000.00	0.00
86959TNU6	Svenska Handels AB Publ - New York Branch	4.390	100.0000	08/29/2025	50,000,000.00	50,000,000.00	50,000,000.00	0.00
06053RAB9	Bank of America, National Association	4.541	100.0000	08/28/2025	50,000,000.00	50,000,000.00	50,000,000.00	0.00
86959TNY8	Svenska Handels AB Publ - New York Branch	4.400	100.0000	08/27/2025	50,000,000.00	50,000,000.00	50,000,000.00	0.00
86959TNV4	Svenska Handels AB Publ - New York Branch	4.390	100.0000	08/22/2025	50,000,000.00	50,000,000.00	50,000,000.00	0.00
21684XZ90	COÖPERATIEVE RABOBANK U.A., NEW YORK BRANCH	4.450	100.0000	07/28/2025	20,000,000.00	20,000,000.00	20,000,000.00	0.00
21684LJY9	COÖPERATIEVE RABOBANK U.A., NEW YORK BRANCH	4.806	100.0000	07/23/2025	50,000,000.00	50,000,000.00	50,000,000.00	0.00
21684X2V7	COÖPERATIEVE RABOBANK U.A., NEW YORK BRANCH	4.360	100.0000	07/21/2025	25,000,000.00	25,000,000.00	25,000,000.00	0.00
86959TMM5	Svenska Handels AB Publ - New York Branch	4.280	100.0000	07/07/2025	50,000,000.00	50,000,000.00	50,000,000.00	0.00
21684X2K1	COÖPERATIEVE RABOBANK U.A., NEW YORK BRANCH	4.360	100.0000	06/30/2025	50,000,000.00	50,000,000.00	50,000,000.00	0.00
78015J5Y9	Royal Bank of Canada New York Branch	4.540	100.0000	06/25/2025	50,000,000.00	50,000,000.00	50,000,000.00	0.00
21684XZ82	COÖPERATIEVE RABOBANK U.A., NEW YORK BRANCH	4.450	100.0000	06/25/2025	50,000,000.00	50,000,000.00	50,000,000.00	0.00
21684X2G0	COÖPERATIEVE RABOBANK U.A., NEW YORK BRANCH	4.405	100.0000	06/25/2025	50,000,000.00	50,000,000.00	50,000,000.00	0.00
06050FND0	Bank of America, National Association	4.816	100.0000	06/16/2025	50,000,000.00	50,000,000.00	50,000,000.00	0.00
06050FND0	Bank of America, National Association	4.816	100.0000	06/16/2025	25,000,000.00	25,000,000.00	25,000,000.00	0.00
86959TLR5	Svenska Handels AB Publ - New York Branch	4.350	100.0001	06/11/2025	50,000,000.00	50,000,068.65	50,000,068.65	(590.37)
86959THF6	Svenska Handels AB Publ - New York Branch	4.480	100.0000	06/09/2025	50,000,000.00	50,000,000.00	50,000,000.00	0.00
06051WQG2	Bank of America, National Association	4.540	100.0000	06/09/2025	25,000,000.00	25,000,000.00	25,000,000.00	0.00
06051WQG2	Bank of America, National Association	4.540	100.0000	06/09/2025	50,000,000.00	50,000,000.00	50,000,000.00	0.00
21684XW77	COÖPERATIEVE RABOBANK U.A., NEW YORK BRANCH	4.310	100.0000	06/04/2025	50,000,000.00	50,000,000.00	50,000,000.00	0.00
---	---	4.447	100.0000	09/09/2025	1,870,000,000.00	1,870,000,068.65	1,870,000,068.65	(590.37)

CP

CP	Cusip	Description	Yield	Market Price	Final Maturity	Par Value	Market Value	Book Value	Net Unrealized Gain/Loss
	7426M3AW9	Private Export Funding Corporation	4.226	97.2325	01/30/2026	25,000,000.00	24,308,125.00	24,308,125.00	51,250.00
	7426M3AM1	Private Export Funding Corporation	4.190	97.3545	01/21/2026	50,000,000.00	48,677,250.00	48,677,250.00	113,055.56
	7426M2ZW4	Private Export Funding Corporation	4.224	97.5797	12/30/2025	25,000,000.00	24,394,916.67	24,394,916.67	68,500.00
	46656HGW6	J.P. Morgan Securities LLC	4.540	100.0000	11/12/2025	50,000,000.00	50,000,000.00	50,000,000.00	0.00
	46656HGW6	J.P. Morgan Securities LLC	4.540	100.0000	11/12/2025	50,000,000.00	50,000,000.00	50,000,000.00	0.00
	7426M2XX4	Private Export Funding Corporation	4.283	98.2393	10/31/2025	25,000,000.00	24,559,833.34	24,559,833.33	220,083.34
	7426M2XX4	Private Export Funding Corporation	4.282	98.2393	10/31/2025	25,000,000.00	24,559,833.34	24,559,833.34	214,291.67

46651VGQ3	J.P. Morgan Securities LLC	4.451	100.0000	10/31/2025	50,000,000.00	50,000,000.00	50,000,000.00	0.00
7426M2XV8	Private Export Funding Corporation	4.278	98.2625	10/29/2025	25,000,000.00	24,565,625.00	24,565,625.00	196,916.67
7426M2XQ9	Private Export Funding Corporation	4.319	98.2922	10/24/2025	25,000,000.00	24,573,055.56	24,573,055.56	32,388.89
7426M2XA4	Private Export Funding Corporation	4.323	98.4535	10/10/2025	50,000,000.00	49,226,736.11	49,226,736.11	76,736.11
46651VGN0	J.P. Morgan Securities LLC	4.421	100.0000	09/26/2025	50,000,000.00	50,000,000.00	50,000,000.00	0.00
03785DWH5	Apple Inc.	4.277	98.7370	09/17/2025	40,000,000.00	39,494,800.00	39,494,800.00	121,622.22
46590DWC0	J.P. Morgan Securities LLC	4.482	98.7526	09/12/2025	50,000,000.00	49,376,277.78	49,376,277.78	1,005,222.22
7426M2VV0	Private Export Funding Corporation	4.333	98.9518	08/29/2025	25,000,000.00	24,737,944.45	24,737,944.45	276,777.78
89233GVN3	Toyota Motor Credit Corporation	4.468	98.9932	08/22/2025	50,000,000.00	49,496,611.11	49,496,611.11	30,694.44
77119LVL0	Roche Holdings, Inc.	4.337	99.0467	08/20/2025	50,000,000.00	49,523,333.34	49,523,333.34	65,541.67
7426M2VF5	Private Export Funding Corporation	4.326	99.1125	08/15/2025	50,000,000.00	49,556,250.00	49,556,250.00	313,583.33
24422LVE0	John Deere Capital Corporation	4.355	99.1141	08/14/2025	50,000,000.00	49,557,027.77	49,557,027.77	71,833.33
7426M2V65	Private Export Funding Corporation	4.305	99.2300	08/06/2025	25,000,000.00	24,807,500.00	24,807,500.00	501,666.67
7426M2V65	Private Export Funding Corporation	4.292	99.2300	08/06/2025	25,000,000.00	24,807,500.00	24,807,500.00	358,750.00
47816FV65	Johnson & Johnson	4.293	99.2245	08/06/2025	50,000,000.00	49,612,250.00	49,612,250.00	346,625.00
21687AV18	COÖPERATIEVE RABOBANK U.A., NEW YORK BRANCH	4.429	99.2697	08/01/2025	8,270,000.00	8,209,603.73	8,209,603.73	204,951.27
7426M2V16	Private Export Funding Corporation	4.312	99.2816	08/01/2025	25,000,000.00	24,820,388.89	24,820,388.89	235,555.56
47816FUX7	Johnson & Johnson	4.319	99.2933	07/31/2025	50,000,000.00	49,646,666.67	49,646,666.67	559,444.45
7426M4UP0	Private Export Funding Corporation	4.310	99.3861	07/23/2025	25,000,000.00	24,846,527.78	24,846,527.78	194,791.67
77119LUP2	Roche Holdings, Inc.	4.322	99.3803	07/23/2025	50,000,000.00	49,690,166.67	49,690,166.67	65,541.67
63763PUN7	National Securities Clearing Corporation	4.387	99.3852	07/22/2025	25,000,000.00	24,846,291.67	24,846,291.67	114,527.78
77119LUN7	Roche Holdings, Inc.	4.326	99.3951	07/22/2025	25,000,000.00	24,848,770.83	24,848,770.83	171,986.11
6698M4UF7	Novartis Finance Corporation	4.358	99.4708	07/15/2025	50,000,000.00	49,735,388.89	49,735,388.89	60,138.89
63763PUE7	National Securities Clearing Corporation	4.368	99.4828	07/14/2025	25,000,000.00	24,870,701.39	24,870,701.39	90,208.33
6698M4UE0	Novartis Finance Corporation	4.368	99.4816	07/14/2025	25,000,000.00	24,870,402.78	24,870,402.78	30,138.89
19121AUA7	The Coca-Cola Company	4.347	99.5342	07/10/2025	25,000,000.00	24,883,541.67	24,883,541.67	152,291.67
7426M2U90	Private Export Funding Corporation	4.290	99.5514	07/09/2025	25,000,000.00	24,887,847.22	24,889,694.44	642,569.44
7426M2U90	Private Export Funding Corporation	4.302	99.5514	07/09/2025	25,000,000.00	24,887,847.22	24,887,847.22	191,840.28
77119LU98	Roche Holdings, Inc.	4.296	99.5514	07/09/2025	30,000,000.00	29,865,416.67	29,865,416.67	187,708.33
82619TU70	Siemens Capital Company LLC	4.319	99.5730	07/07/2025	50,000,000.00	49,786,500.00	49,786,500.00	349,902.78
82619TU70	Siemens Capital Company LLC	4.319	99.5730	07/07/2025	50,000,000.00	49,786,500.00	49,786,500.00	349,902.78
03785DU38	Apple Inc.	4.333	99.6178	07/03/2025	50,000,000.00	49,808,888.89	49,808,888.89	185,138.89
63763PU31	National Securities Clearing Corporation	4.354	99.6160	07/03/2025	25,000,000.00	24,904,000.00	24,904,000.00	102,000.00
7426M2U17	Private Export Funding Corporation	4.401	99.6417	07/01/2025	50,000,000.00	49,820,833.33	49,820,833.33	1,039,166.66
24422LU19	John Deere Capital Corporation	4.441	99.6333	07/01/2025	35,000,000.00	34,871,666.67	34,871,666.67	196,777.78
03785DU12	Apple Inc.	4.356	99.6400	07/01/2025	50,000,000.00	49,820,000.00	49,820,000.00	228,000.00
63763PTQ2	National Securities Clearing Corporation	4.360	99.7227	06/24/2025	25,000,000.00	24,930,680.55	24,931,319.44	277,069.44
63763PTQ2	National Securities Clearing Corporation	4.372	99.7227	06/24/2025	50,000,000.00	49,861,361.11	49,861,361.11	223,027.78
6698M4TL6	Novartis Finance Corporation	4.345	99.7715	06/20/2025	20,000,000.00	19,954,294.45	19,954,294.45	24,055.56
6698M4TL6	Novartis Finance Corporation	4.345	99.7715	06/20/2025	50,000,000.00	49,885,736.11	49,885,736.11	60,138.89
23102UTC6	Cummins Inc.	4.402	99.8662	06/12/2025	30,000,000.00	29,959,850.00	29,959,850.00	109,500.00
63763PTB5	National Securities Clearing Corporation	4.382	99.8800	06/11/2025	50,000,000.00	49,940,000.00	49,940,277.78	728,333.33
63763PTB5	National Securities Clearing Corporation	4.364	99.8800	06/11/2025	50,000,000.00	49,940,000.00	49,940,000.00	444,000.00
63763PTB5	National Securities Clearing Corporation	4.365	99.8800	06/11/2025	25,000,000.00	24,970,000.00	24,970,000.00	225,000.00
63763PTB5	National Securities Clearing Corporation	4.364	99.8800	06/11/2025	25,000,000.00	24,970,000.00	24,970,000.00	222,000.00
77119LTB5	Roche Holdings, Inc.	4.309	99.8814	06/11/2025	50,000,000.00	49,940,694.44	49,940,694.44	397,347.22
77119LTB5	Roche Holdings, Inc.	4.309	99.8814	06/11/2025	50,000,000.00	49,940,694.44	49,940,694.44	397,347.22
6698M4TB8	NOVARTIS FIN CORP DISC COML PAPER 4/2	4.363	99.8794	06/11/2025	40,000,000.00	39,951,777.78	39,951,777.78	163,955.56
03785DTA4	Apple Inc.	4.365	99.8915	06/10/2025	25,000,000.00	24,972,875.00	24,972,875.00	114,527.78
14912DTA7	Caterpillar Financial Services Corporation	4.351	99.8915	06/10/2025	40,850,000.00	40,805,677.75	40,805,677.75	59,096.33
14912DTA7	Caterpillar Financial Services Corporation	4.341	99.8915	06/10/2025	50,000,000.00	49,945,750.00	49,945,875.00	72,041.67
63763PT41	National Securities Clearing Corporation	4.350	99.9641	06/04/2025	25,000,000.00	24,991,020.83	24,991,020.83	221,486.11

03785DT48	Apple Inc.	4.339	99.9640	06/04/2025	50,000,000.00	49,982,000.00	49,982,000.00	198,000.00
6698M4T36	Novartis Finance Corporation	4.345	99.9761	06/03/2025	25,000,000.00	24,994,013.89	24,994,013.89	197,541.67
6698M4T36	Novartis Finance Corporation	4.345	99.9761	06/03/2025	46,900,000.00	46,888,770.06	46,888,770.06	370,588.17
63763PT25	National Securities Clearing Corporation	4.360	99.9881	06/02/2025	40,000,000.00	39,995,222.22	39,995,222.22	544,666.66
24422CT29	John Deere Financial Inc.	4.346	99.9880	06/02/2025	35,000,000.00	34,995,809.72	34,995,809.72	289,129.16
93114ET23	Walmart Inc.	4.302	99.9881	06/02/2025	50,000,000.00	49,994,027.78	49,994,027.78	11,944.45
93114ET23	Walmart Inc.	4.302	99.9881	06/02/2025	50,000,000.00	49,994,027.78	49,994,027.78	11,944.45
93114ET23	Walmart Inc.	4.302	99.9881	06/02/2025	50,000,000.00	49,994,027.78	49,994,027.78	11,944.45
93114ET23	Walmart Inc.	4.302	99.9881	06/02/2025	50,000,000.00	49,994,027.78	49,994,027.78	11,944.45
---	---	4.348	99.4757	07/27/2025	2,591,020,000.00	2,577,335,159.88	2,577,338,048.76	14,804,752.45

**Corporate
CORP**

Cusip	Description	Yield	Market Price	Final Maturity	Par Value	Market Value	Book Value	Net Unrealized Gain/Loss
037833EC0	APPLE INC	3.934	92.8759	02/08/2028	10,000,000.00	9,287,590.00	9,319,503.48	164,890.00
037833EC0	APPLE INC	3.693	92.8759	02/08/2028	5,000,000.00	4,643,795.00	4,687,538.17	33,895.00
037833EC0	APPLE INC	4.235	92.8759	02/08/2028	50,000,000.00	46,437,950.00	46,203,584.28	520,450.00
037833DK3	APPLE INC	4.252	97.6349	11/13/2027	11,148,000.00	10,884,338.65	10,829,878.09	128,748.25
037833DK3	APPLE INC	4.070	97.6349	11/13/2027	8,275,000.00	8,079,287.98	8,071,059.85	21,672.23
037833DB3	APPLE INC	4.444	97.5684	09/12/2027	4,296,000.00	4,191,538.46	4,156,184.72	86,882.30
037833DB3	APPLE INC	3.620	97.5684	09/12/2027	25,000,000.00	24,392,100.00	24,613,853.78	(105,400.00)
037833DB3	APPLE INC	3.618	97.5684	09/12/2027	10,000,000.00	9,756,840.00	9,845,864.03	(44,060.00)
037833DB3	APPLE INC	4.322	97.5684	09/12/2027	8,635,000.00	8,425,031.34	8,373,702.08	116,261.64
931142EX7	WALMART INC	4.404	99.7787	09/09/2027	20,000,000.00	19,955,740.00	19,808,573.94	217,740.00
931142EX7	WALMART INC	4.326	99.7787	09/09/2027	3,770,000.00	3,761,656.99	3,740,061.08	32,561.49
594918CQ5	MICROSOFT CORP	3.994	98.9874	06/15/2027	6,441,000.00	6,375,778.43	6,367,752.57	36,675.05
594918CQ5	MICROSOFT CORP	3.718	98.9874	06/15/2027	5,000,000.00	4,949,370.00	4,969,288.80	(8,980.00)
037833CR9	APPLE INC	3.677	98.4644	05/11/2027	20,000,000.00	19,692,880.00	19,824,185.67	(68,320.00)
037833CR9	APPLE INC	3.647	98.4644	05/11/2027	10,411,000.00	10,251,128.68	10,325,232.96	(44,829.77)
931142CH4	WALMART INC	3.581	103.4051	04/05/2027	3,351,000.00	3,465,104.90	3,485,391.89	(71,607.52)
771196BV3	ROCHE HOLDINGS INC	4.559	96.8720	03/10/2027	5,000,000.00	4,843,600.00	4,814,132.07	116,800.00
771196BV3	ROCHE HOLDINGS INC	4.326	96.8720	03/10/2027	25,000,000.00	24,218,000.00	24,164,007.89	445,500.00
771196BV3	ROCHE HOLDINGS INC	4.213	96.8720	03/10/2027	20,000,000.00	19,374,400.00	19,367,377.78	289,600.00
771196BV3	ROCHE HOLDINGS INC	4.128	96.8720	03/10/2027	5,710,000.00	5,531,391.20	5,537,251.42	69,433.60
771196BV3	ROCHE HOLDINGS INC	3.870	96.8720	03/10/2027	6,000,000.00	5,812,320.00	5,843,181.27	26,340.00
037833CJ7	APPLE INC	4.528	98.8265	02/09/2027	4,700,000.00	4,644,845.50	4,613,638.23	106,948.50
037833CJ7	APPLE INC	4.797	98.8265	02/09/2027	5,000,000.00	4,941,325.00	4,886,245.11	116,375.00
037833CJ7	APPLE INC	3.970	98.8265	02/09/2027	5,000,000.00	4,941,325.00	4,950,511.99	13,475.00
037833CJ7	APPLE INC	4.004	98.8265	02/09/2027	10,000,000.00	9,882,650.00	9,895,667.06	34,760.00
037833CJ7	APPLE INC	3.748	98.8265	02/09/2027	10,000,000.00	9,882,650.00	9,936,030.35	(25,950.00)
771196BL5	ROCHE HOLDINGS INC	4.335	97.0980	01/28/2027	3,000,000.00	2,912,940.00	2,909,317.22	75,750.00
771196BL5	ROCHE HOLDINGS INC	4.325	97.0980	01/28/2027	3,000,000.00	2,912,940.00	2,909,785.09	74,910.00
771196BL5	ROCHE HOLDINGS INC	4.903	97.0980	01/28/2027	5,000,000.00	4,854,900.00	4,805,292.07	158,850.00
771196BL5	ROCHE HOLDINGS INC	3.876	97.0980	01/28/2027	24,000,000.00	23,303,520.00	23,433,390.00	111,360.00
771196BL5	ROCHE HOLDINGS INC	3.865	97.0980	01/28/2027	10,000,000.00	9,709,800.00	9,765,614.39	43,200.00
594918CG7	MICROSOFT CORP	4.560	98.8993	09/15/2026	14,108,000.00	13,952,713.24	13,911,605.78	267,106.76
037833DN7	APPLE INC	5.003	97.4148	09/11/2026	10,557,000.00	10,284,080.44	10,185,000.11	393,016.00
037833DN7	APPLE INC	4.211	97.4148	09/11/2026	15,000,000.00	14,612,220.00	14,603,179.01	73,620.00
594918BR4	MICROSOFT CORP	4.510	98.0451	08/08/2026	11,846,000.00	11,614,422.55	11,565,966.96	247,000.95
594918BR4	MICROSOFT CORP	4.070	98.0451	08/08/2026	20,000,000.00	19,609,020.00	19,622,936.65	238,620.00

037833BZ2	APPLE INC	4.875	98.0944	08/04/2026	34,000,000.00	33,352,096.00	33,090,279.54	1,016,736.00
037833BZ2	APPLE INC	5.028	98.0944	08/04/2026	16,000,000.00	15,695,104.00	15,545,785.31	525,184.00
037833BY5	APPLE INC	4.398	99.1400	02/23/2026	5,000,000.00	4,957,000.00	4,959,528.42	29,000.00
037833BY5	APPLE INC	4.412	99.1400	02/23/2026	10,000,000.00	9,914,000.00	9,919,866.07	150,200.00
037833BY5	APPLE INC	4.381	99.1400	02/23/2026	15,000,000.00	14,871,000.00	14,880,435.28	85,500.00
037833BY5	APPLE INC	4.411	99.1400	02/23/2026	436,000.00	432,250.40	432,507.64	6,544.36
037833BY5	APPLE INC	4.276	99.1400	02/23/2026	7,691,000.00	7,624,857.40	7,635,000.44	13,766.89
771196BJ0	ROCHE HOLDINGS INC	4.882	99.2932	11/10/2025	3,300,000.00	3,276,675.60	3,273,868.82	76,038.60
931142EW9	WALMART INC	4.019	99.8655	09/09/2025	1,984,000.00	1,981,331.52	1,983,366.69	(426.56)
931142EW9	WALMART INC	4.044	99.8655	09/09/2025	50,000,000.00	49,932,750.00	49,980,555.56	(750.00)
931142ED1	WALMART INC	4.214	99.9345	06/26/2025	1,668,000.00	1,666,907.46	1,667,252.43	7,130.70
742651DW9	PRIVATE EXPORT FUNDING CORP	4.202	99.9584	06/15/2025	23,790,000.00	23,780,103.36	23,781,462.23	153,540.66
---	---	4.207	97.7713	12/18/2026	583,117,000.00	569,873,269.11	569,491,694.27	5,955,759.14

MM Fund

MMFUND

Cusip	Description	Yield	Market Price	Final Maturity	Par Value	Market Value	Book Value	Net Unrealized Gain/Loss
09248U700	BLKRK LQ:FEDFUND INSTL	4.220	1.0000	05/31/2025	1,000,000.00	1,000,000.00	1,000,000.00	0.00
38141W273	GOLDMAN:FS GOVT INST	4.220	1.0000	05/31/2025	1,000,000.00	1,000,000.00	1,000,000.00	0.00
949921126	ALLSPRING:GOVT MM SEL	4.250	1.0000	05/31/2025	3,000,000.00	3,000,000.00	3,000,000.00	0.00
949921126	ALLSPRING:GOVT MM SEL	4.250	1.0000	05/31/2025	25,000,000.00	25,000,000.00	25,000,000.00	0.00
949921126	ALLSPRING:GOVT MM SEL	4.250	1.0000	05/31/2025	20,000,000.00	20,000,000.00	20,000,000.00	0.00
949921126	ALLSPRING:GOVT MM SEL	4.250	1.0000	05/31/2025	110,000,000.00	110,000,000.00	110,000,000.00	0.00
949921126	ALLSPRING:GOVT MM SEL	4.250	1.0000	05/31/2025	200,000,000.00	200,000,000.00	200,000,000.00	0.00
608919718	FEDERATED HRMS GV O PRMR	4.240	1.0000	05/31/2025	1,000,000.00	1,000,000.00	1,000,000.00	0.00
31607A703	FIDELITY IMM:GOVT INSTL	4.240	1.0000	05/31/2025	2,000,000.00	2,000,000.00	2,000,000.00	0.00
31607A703	FIDELITY IMM:GOVT INSTL	4.240	1.0000	05/31/2025	200,000,000.00	200,000,000.00	200,000,000.00	0.00
61747C707	MORG STAN I LQ:GV I	4.230	1.0000	05/31/2025	1,000,000.00	1,000,000.00	1,000,000.00	0.00
85749T517	SS INST INV:US GV MM OPP	4.250	1.0000	05/31/2025	3,000,000.00	3,000,000.00	3,000,000.00	0.00
85749T517	SS INST INV:US GV MM OPP	4.250	1.0000	05/31/2025	220,000,000.00	220,000,000.00	220,000,000.00	0.00
69347S	PNC BANK DEPOSIT	4.330	1.0000	05/31/2025	25,000,000.00	25,000,000.00	25,000,000.00	0.00
69347S	PNC BANK DEPOSIT	4.330	1.0000	05/31/2025	75,000,000.00	75,000,000.00	75,000,000.00	0.00
69347S	PNC BANK DEPOSIT	4.330	1.0000	05/31/2025	100,000,000.00	100,000,000.00	100,000,000.00	0.00
69347S	PNC BANK DEPOSIT	4.330	1.0000	05/31/2025	100,000,000.00	100,000,000.00	100,000,000.00	0.00
69347S	PNC BANK DEPOSIT	4.330	1.0000	05/31/2025	100,000,000.00	100,000,000.00	100,000,000.00	0.00
69347S	PNC BANK DEPOSIT	4.330	1.0000	05/31/2025	100,000,000.00	100,000,000.00	100,000,000.00	0.00
69347S	PNC BANK DEPOSIT	4.330	1.0000	05/31/2025	150,000,000.00	150,000,000.00	150,000,000.00	0.00
4812CA538	JPMORGAN:US GVT MM EMPWR	4.210	1.0000	05/31/2025	1,000,000.00	1,000,000.00	1,000,000.00	0.00
---	---	4.285	1.0000	05/31/2025	1,438,000,000.00	1,438,000,000.00	1,438,000,000.00	0.00

Muni

MUNI

Cusip	Description	Yield	Market Price	Final Maturity	Par Value	Market Value	Book Value	Net Unrealized Gain/Loss
60412AR54	MINNESOTA ST	4.051	100.3670	08/01/2028	1,250,000.00	1,254,587.50	1,250,000.00	4,587.50
419792M29	HAWAII ST	4.513	101.7530	10/01/2027	5,000,000.00	5,087,650.00	5,051,878.29	3,500.00
13063D3N6	CALIFORNIA ST	4.847	101.1540	03/01/2027	9,300,000.00	9,407,322.00	9,300,000.00	107,322.00
13063DRD2	CALIFORNIA ST	4.259	97.5590	10/01/2026	5,500,000.00	5,365,745.00	5,367,454.29	29,590.00
13063EBN5	CALIFORNIA ST	5.096	100.8650	09/01/2026	30,000,000.00	30,259,500.00	30,142,007.74	(9,600.00)

93974EYC4	WASHINGTON ST	3.370	99.1810	08/01/2026	20,825,000.00	20,654,443.25	20,825,000.00	(170,556.75)
13063DMA3	CALIFORNIA ST	4.011	98.7680	04/01/2026	13,500,000.00	13,333,680.00	13,351,153.43	(2,295.00)
419792A89	HAWAII ST	1.033	99.4030	10/01/2025	12,775,000.00	12,698,733.25	12,846,585.81	(927,081.75)
419792D45	HAWAII ST	1.033	98.8490	10/01/2025	3,660,000.00	3,617,873.40	3,660,000.00	(42,126.60)
419792F92	HAWAII ST	1.033	99.4460	08/01/2025	6,250,000.00	6,215,375.00	6,250,000.00	(34,625.00)
802498YZ2	SANTA MONICA-MALIBU UNIFIED SCHOOL FACILITY IMPI	0.669	99.4210	08/01/2025	1,000,000.00	994,210.00	1,000,000.00	(5,790.00)
56781RKT3	MARIN CALIF CMNTY COLLEGE DIST	0.763	99.4740	08/01/2025	1,065,000.00	1,059,398.10	1,065,000.00	(5,601.90)
074437HB3	BEAUMONT CALIF UNI SCH DIST	1.109	99.4890	08/01/2025	500,000.00	497,445.00	500,000.00	(2,555.00)
7994082E8	SAN RAMON VALLEY CALIF UNI SCH DIST	0.967	99.4990	08/01/2025	4,505,000.00	4,482,429.95	4,505,000.00	(22,570.05)
93974EYB6	WASHINGTON ST	3.350	99.8470	08/01/2025	10,065,000.00	10,049,600.55	10,065,000.00	(15,399.45)
60412AR21	MINNESOTA ST	4.593	100.1000	08/01/2025	500,000.00	500,500.00	500,000.00	500.00
358233DW1	FRESNO CALIF UNI SCH DIST	4.622	100.1000	08/01/2025	320,000.00	320,320.00	320,000.00	320.00
797356NV0	SAN DIEGO CALIF UNI SCH DIST	4.454	100.0050	07/01/2025	22,570,000.00	22,571,128.50	22,570,000.00	1,128.50
---	---	3.642	99.8598	04/01/2026	148,585,000.00	148,369,941.50	148,569,079.57	(1,091,253.50)

Mutual Fund

Open-End Fund

Cusip	Description	Yield	Market Price	Final Maturity	Par Value	Market Value	Book Value	Net Unrealized Gain/Loss
CLTRSF	CALTRUST	4.370	1.0086	---	93,213,169.12	94,017,200.84	94,017,200.84	(0.00)
CLTRSF	CALTRUST	4.370	1.0086	---	93,213,169.12	94,017,200.84	94,017,200.84	(0.00)

Non-US Gov

SUPRANATIONAL

Cusip	Description	Yield	Market Price	Final Maturity	Par Value	Market Value	Book Value	Net Unrealized Gain/Loss
459058KD4	INTERNATIONAL BANK FOR RECONSTRUCTION AND DEV	4.630	99.7685	11/22/2028	10,000,000.00	9,976,850.00	10,000,000.00	(23,150.00)
459058LG6	INTERNATIONAL BANK FOR RECONSTRUCTION AND DEV	5.590	99.9679	05/15/2028	10,000,000.00	9,996,790.00	10,013,389.05	(20,210.00)
459058LG6	INTERNATIONAL BANK FOR RECONSTRUCTION AND DEV	5.584	99.9679	05/15/2028	10,000,000.00	9,996,790.00	10,012,777.63	(19,410.00)
459058LG6	INTERNATIONAL BANK FOR RECONSTRUCTION AND DEV	5.601	99.9679	05/15/2028	10,000,000.00	9,996,790.00	10,011,219.69	(17,310.00)
459058LG6	INTERNATIONAL BANK FOR RECONSTRUCTION AND DEV	5.096	99.9679	05/15/2028	5,000,000.00	4,998,395.00	5,004,875.00	(7,605.00)
459058LG6	INTERNATIONAL BANK FOR RECONSTRUCTION AND DEV	4.919	99.9679	05/15/2028	10,000,000.00	9,996,790.00	10,005,697.12	(9,810.00)
45950VTK2	INTERNATIONAL FINANCE CORP	4.841	101.3750	03/23/2027	15,000,000.00	15,206,242.50	15,000,000.00	206,242.50
45950VSW7	INTERNATIONAL FINANCE CORP	4.430	100.6978	02/22/2027	50,000,000.00	50,348,900.00	50,000,000.00	348,900.00
45950VRX6	INTERNATIONAL FINANCE CORP	4.077	99.7990	02/01/2027	25,000,000.00	24,949,750.00	24,970,701.45	19,250.00
45950VSY3	INTERNATIONAL FINANCE CORPORATION	4.644	100.0880	02/26/2026	25,000,000.00	25,022,006.25	25,000,000.00	22,006.25
459058JJ3	INTERNATIONAL BANK FOR RECONSTRUCTION AND DEV	4.750	100.0328	09/18/2025	25,000,000.00	25,008,200.00	25,013,283.15	(25,800.00)
459058JJ3	INTERNATIONAL BANK FOR RECONSTRUCTION AND DEV	4.607	100.0328	09/18/2025	25,000,000.00	25,008,200.00	25,014,626.84	(28,300.00)
---	---	4.704	100.2298	01/14/2027	220,000,000.00	220,505,703.75	220,046,569.94	444,803.75

US Gov

T-BILL

Cusip	Description	Yield	Market Price	Final Maturity	Par Value	Market Value	Book Value	Net Unrealized Gain/Loss
912797PV3	UNITED STATES TREASURY	4.135	96.7617	03/19/2026	10,000,000.00	9,676,166.70	9,680,223.34	76,162.25
912797PM3	UNITED STATES TREASURY	3.899	97.0671	02/19/2026	25,000,000.00	24,266,764.00	24,315,104.16	89,680.67
912797PM3	UNITED STATES TREASURY	3.988	97.0671	02/19/2026	35,000,000.00	33,973,469.60	34,019,833.70	147,433.04
912797PM3	UNITED STATES TREASURY	4.048	97.0671	02/19/2026	50,000,000.00	48,533,528.00	48,578,704.17	214,223.83
912797PM3	UNITED STATES TREASURY	4.018	97.0671	02/19/2026	15,000,000.00	14,560,058.40	14,576,679.58	57,419.65

912797PD3	UNITED STATES TREASURY	4.008	97.3708	01/22/2026	15,000,000.00	14,605,612.50	14,621,953.54	59,268.25
912797MH7	UNITED STATES TREASURY	4.177	98.8968	09/04/2025	25,000,000.00	24,724,201.50	24,735,609.73	623,128.44
912797QM2	UNITED STATES TREASURY	4.292	98.9190	09/02/2025	50,000,000.00	49,459,500.00	49,460,729.17	149,534.72
912797QH3	UNITED STATES TREASURY	4.308	99.2453	08/05/2025	50,000,000.00	49,622,666.50	49,620,833.33	200,166.50
912797QB6	UNITED STATES TREASURY	4.313	99.4139	07/22/2025	10,000,000.00	9,941,388.90	9,940,507.09	69,706.95
912797PL5	UNITED STATES TREASURY	4.298	99.9882	06/03/2025	50,000,000.00	49,994,097.00	49,988,263.89	164,270.61
---	UNITED STATES TREASURY	4.162	98.3288	10/28/2025	335,000,000.00	329,357,453.10	329,538,441.70	1,850,994.91

US Gov

US GOV

Cusip	Description	Yield	Market Price	Final Maturity	Par Value	Market Value	Book Value	Net Unrealized Gain/Loss
91282CLC3	UNITED STATES TREASURY	4.081	100.2813	07/31/2029	10,000,000.00	10,028,125.00	9,969,739.83	64,453.12
91282CKT7	UNITED STATES TREASURY	3.980	102.1250	05/31/2029	20,000,000.00	20,425,000.00	20,380,728.45	43,750.00
91282CJF9	UNITED STATES TREASURY	4.010	103.1016	10/31/2028	10,000,000.00	10,310,156.20	10,272,548.26	27,343.70
91282CCY5	UNITED STATES TREASURY	3.548	91.8125	09/30/2028	7,000,000.00	6,426,875.00	6,504,370.29	21,875.00
9128284V9	UNITED STATES TREASURY	4.146	96.9688	08/15/2028	20,000,000.00	19,393,750.00	19,256,728.17	331,250.00
91282CHK0	UNITED STATES TREASURY	4.125	100.3828	06/30/2028	25,000,000.00	25,095,703.00	24,914,009.58	235,351.44
91282CHE4	UNITED STATES TREASURY	3.862	99.3125	05/31/2028	6,000,000.00	5,958,750.00	5,960,133.50	0.00
912810FB9	UNITED STATES TREASURY	4.003	104.9141	11/15/2027	15,000,000.00	15,737,109.30	15,702,321.43	(687,890.70)
91282CFH9	UNITED STATES TREASURY	3.269	98.3711	08/31/2027	5,000,000.00	4,918,554.70	4,985,159.14	(48,437.49)
912810FA1	UNITED STATES TREASURY	3.247	104.9258	08/15/2027	15,000,000.00	15,738,867.15	15,948,044.94	(1,395,117.23)
912810FA1	UNITED STATES TREASURY	3.483	104.9258	08/15/2027	15,000,000.00	15,738,867.15	15,871,355.17	(1,218,164.10)
91282CEW7	UNITED STATES TREASURY	3.109	98.7383	06/30/2027	15,000,000.00	14,810,742.15	15,040,384.08	(283,593.79)
91282CEW7	UNITED STATES TREASURY	3.213	98.7383	06/30/2027	15,000,000.00	14,810,742.15	15,010,552.84	(213,867.23)
912828ZS2	UNITED STATES TREASURY	2.845	93.4922	05/31/2027	20,000,000.00	18,698,437.40	19,133,227.08	869,531.15
91282CEF4	UNITED STATES TREASURY	2.502	97.4844	03/31/2027	25,000,000.00	24,371,093.75	24,999,285.50	(626,953.13)
91282CEF4	UNITED STATES TREASURY	2.503	97.4844	03/31/2027	25,000,000.00	24,371,093.75	24,998,570.99	(625,000.00)
912810EZ7	UNITED STATES TREASURY	3.048	104.4063	02/15/2027	15,000,000.00	15,660,937.50	15,849,436.29	(1,587,890.63)
912810EY0	UNITED STATES TREASURY	4.205	103.6641	11/15/2026	25,000,000.00	25,916,015.50	25,759,849.18	(1,220,703.25)
91282CDG3	UNITED STATES TREASURY	2.884	96.0313	10/31/2026	10,000,000.00	9,603,125.00	9,768,272.52	344,921.87
91282CCZ2	UNITED STATES TREASURY	0.982	95.9297	09/30/2026	20,000,000.00	19,185,937.40	19,972,275.54	(709,896.20)
91282CCZ2	UNITED STATES TREASURY	2.540	95.9297	09/30/2026	15,000,000.00	14,389,453.05	14,687,883.03	445,898.36
91282CCW9	UNITED STATES TREASURY	0.832	95.9805	08/31/2026	25,000,000.00	23,995,117.25	24,975,131.33	(905,299.00)
91282CCW9	UNITED STATES TREASURY	0.902	95.9805	08/31/2026	25,000,000.00	23,995,117.25	24,953,788.32	(822,265.56)
91282CCJ8	UNITED STATES TREASURY	0.882	96.5703	06/30/2026	20,000,000.00	19,314,062.40	19,998,524.78	(679,104.40)
91282CCJ8	UNITED STATES TREASURY	0.906	96.5703	06/30/2026	35,000,000.00	33,799,609.20	34,988,488.65	(1,147,070.49)
91282CBT7	UNITED STATES TREASURY	0.715	97.2109	03/31/2026	25,000,000.00	24,302,734.25	25,007,142.99	(736,328.25)
91282CKH3	UNITED STATES TREASURY	4.125	100.2344	03/31/2026	10,000,000.00	10,023,437.50	10,030,069.68	(13,281.25)
91282CKH3	UNITED STATES TREASURY	4.107	100.2344	03/31/2026	10,000,000.00	10,023,437.50	10,031,498.87	(15,234.38)
91282CBQ3	UNITED STATES TREASURY	0.591	97.2578	02/28/2026	20,000,000.00	19,451,562.40	19,986,654.27	(458,946.20)
91282CKB6	UNITED STATES TREASURY	4.212	100.2461	02/28/2026	50,000,000.00	50,123,047.00	50,149,097.41	(78,124.87)
91282CKB6	UNITED STATES TREASURY	4.212	100.2461	02/28/2026	5,000,000.00	5,012,304.70	5,014,909.74	(7,812.49)
912828P46	UNITED STATES TREASURY	0.799	98.1836	02/15/2026	10,000,000.00	9,818,359.40	10,057,336.43	(583,200.60)
912828P46	UNITED STATES TREASURY	0.670	98.1836	02/15/2026	10,000,000.00	9,818,359.40	10,066,539.67	(647,656.23)
912828P46	UNITED STATES TREASURY	4.307	98.1836	02/15/2026	50,000,000.00	49,091,797.00	49,077,962.69	376,953.25
91282CGL9	UNITED STATES TREASURY	4.282	99.8125	02/15/2026	50,000,000.00	49,906,250.00	49,902,929.67	44,921.90
91282CGL9	UNITED STATES TREASURY	4.062	99.8125	02/15/2026	15,000,000.00	14,971,875.00	14,993,011.16	(19,921.88)
91282CBH3	UNITED STATES TREASURY	0.593	97.4453	01/31/2026	10,000,000.00	9,744,531.20	9,985,665.49	(149,609.43)
91282CBH3	UNITED STATES TREASURY	2.447	97.4453	01/31/2026	15,000,000.00	14,616,796.80	14,803,088.43	754,687.42
91282CBH3	UNITED STATES TREASURY	0.586	97.4453	01/31/2026	10,000,000.00	9,744,531.20	9,986,127.12	(152,734.43)

91282CJV4	UNITED STATES TREASURY	4.277	99.9492	01/31/2026	50,000,000.00	49,974,609.50	49,990,330.62	(11,718.63)
91282CJV4	UNITED STATES TREASURY	4.277	99.9492	01/31/2026	20,000,000.00	19,989,843.80	19,996,132.25	(4,687.45)
91282CGE5	UNITED STATES TREASURY	4.028	99.7930	01/15/2026	15,000,000.00	14,968,945.35	14,985,519.56	(12,890.59)
91282CBC4	UNITED STATES TREASURY	0.700	97.7734	12/31/2025	25,000,000.00	24,443,359.25	24,953,397.87	(208,984.50)
91282CBC4	UNITED STATES TREASURY	4.127	97.7734	12/31/2025	50,000,000.00	48,886,718.50	48,935,905.61	355,468.50
91282CBC4	UNITED STATES TREASURY	4.127	97.7734	12/31/2025	50,000,000.00	48,886,718.50	48,935,905.61	355,468.50
91282CJL6	UNITED STATES TREASURY	4.409	100.2305	11/30/2025	25,000,000.00	25,057,617.25	25,056,076.62	(57,617.13)
91282CFW6	UNITED STATES TREASURY	4.339	100.0430	11/15/2025	10,000,000.00	10,004,296.90	10,007,110.01	(11,328.10)
91282CFW6	UNITED STATES TREASURY	4.353	100.0430	11/15/2025	15,000,000.00	15,006,445.35	15,009,706.46	(15,234.34)
9128285J5	UNITED STATES TREASURY	4.254	99.4453	10/31/2025	25,000,000.00	24,861,328.00	24,872,518.39	3,906.12
91282CJE2	UNITED STATES TREASURY	4.330	100.2305	10/31/2025	50,000,000.00	50,115,234.50	50,135,017.12	(208,984.25)
91282CJE2	UNITED STATES TREASURY	4.192	100.2305	10/31/2025	50,000,000.00	50,115,234.50	50,162,500.00	(291,015.50)
91282CJE2	UNITED STATES TREASURY	4.343	100.2305	10/31/2025	50,000,000.00	50,115,234.50	50,132,311.98	(197,265.50)
91282CJE2	UNITED STATES TREASURY	4.402	100.2305	10/31/2025	25,000,000.00	25,057,617.25	25,060,131.91	(82,031.19)
91282CFP1	UNITED STATES TREASURY	4.202	99.9688	10/15/2025	25,000,000.00	24,992,187.50	25,004,366.44	(19,531.25)
91282CFP1	UNITED STATES TREASURY	4.177	99.9688	10/15/2025	25,000,000.00	24,992,187.50	25,006,567.65	(25,390.63)
91282CFP1	UNITED STATES TREASURY	4.299	99.9688	10/15/2025	5,000,000.00	4,998,437.50	4,999,089.29	781.25
91282CAM3	UNITED STATES TREASURY	3.950	98.6602	09/30/2025	25,000,000.00	24,665,039.00	24,702,401.62	594,726.50
91282CAM3	UNITED STATES TREASURY	0.815	98.6602	09/30/2025	25,000,000.00	24,665,039.00	24,954,060.79	219,726.50
91282CAM3	UNITED STATES TREASURY	0.950	98.6602	09/30/2025	25,000,000.00	24,665,039.00	24,943,212.42	341,796.81
91282CJB8	UNITED STATES TREASURY	4.352	100.1836	09/30/2025	50,000,000.00	50,091,797.00	50,103,348.39	(187,499.88)
91282CFK2	UNITED STATES TREASURY	4.126	99.7383	09/15/2025	50,000,000.00	49,869,140.50	49,911,830.36	177,734.25
91282CFK2	UNITED STATES TREASURY	4.126	99.7383	09/15/2025	50,000,000.00	49,869,140.50	49,911,830.36	177,734.25
91282CFK2	UNITED STATES TREASURY	3.940	99.7383	09/15/2025	15,000,000.00	14,960,742.15	14,981,349.59	22,851.52
9128284Z0	UNITED STATES TREASURY	4.241	99.6094	08/31/2025	50,000,000.00	49,804,687.50	49,819,797.09	517,578.12
91282CAB7	UNITED STATES TREASURY	4.413	99.3320	07/31/2025	25,000,000.00	24,833,007.75	24,832,720.59	543,945.25
---	UNITED STATES TREASURY	3.421	99.2073	05/08/2026	1,558,000,000.00	1,545,231,912.65	1,556,395,981.11	(9,495,627.37)

Summary

Cusip	Description	Yield	Market Price	Final Maturity	Par Value	Market Value	Book Value	Net Unrealized Gain/Loss
---	---	4.007	89.8464	09/06/2026	16,130,494,008.00	16,014,921,761.60	16,056,073,559.85	10,523,556.31