

SUBMITTAL TO THE BOARD OF SUPERVISORS
COUNTY OF RIVERSIDE, STATE OF CALIFORNIA



ITEM: 2.11
(ID # 28891)

MEETING DATE:
Tuesday, October 07, 2025

FROM : TREASURER-TAX COLLECTOR

SUBJECT: TREASURER-TAX COLLECTOR: Receive and File the Treasurer's Monthly Disclosure Report on Investments dated August 2025, All Districts. [\$0]

RECOMMENDED MOTION: That the Board of Supervisors:

1. Receives and files the 'Monthly Disclosure Report on Investments' dated August 2025.


ACTION:Consent


Giovane R. Pizano, Chief Investment Manager 9/24/2025

MINUTES OF THE BOARD OF SUPERVISORS

On motion of Supervisor Spiegel, seconded by Supervisor Gutierrez and duly carried by unanimous vote, IT WAS ORDERED that the above matter is received and filed as recommended.

Ayes: Medina, Spiegel, Washington, Perez, and Gutierrez
Nays: None
Absent: None
Date: October 7, 2025
xc: TTC

Kimberly A. Rector
Clerk of the Board
By: 
Deputy

**SUBMITTAL TO THE BOARD OF SUPERVISORS COUNTY OF RIVERSIDE,
STATE OF CALIFORNIA**

FINANCIAL DATA	Current Fiscal Year:	Next Fiscal Year:	Total Cost:	Ongoing Cost
COST	\$ 0	\$ 0	\$ 0	\$ 0
NET COUNTY COST	\$ 0	\$ 0	\$ 0	\$ 0
SOURCE OF FUNDS: NA			Budget Adjustment: No	
			For Fiscal Year: 2025-2026	

C.E.O. RECOMMENDATION: Approve

BACKGROUND:

Summary

The County Treasurer -Tax Collector is submitting the above noted report to the County Board of Supervisors in keeping with Section 53607 of the California Government Code, which requires a quarterly report on the status of investments. The practice has been to provide the Board with a monthly report. The report gives various statistics on the portfolio as to overall composition, liquidity, credit quality on the various securities and provides several trends on earnings performance, average weighted maturity, and the portfolio's 'paper loss or gain'.



County of Riverside

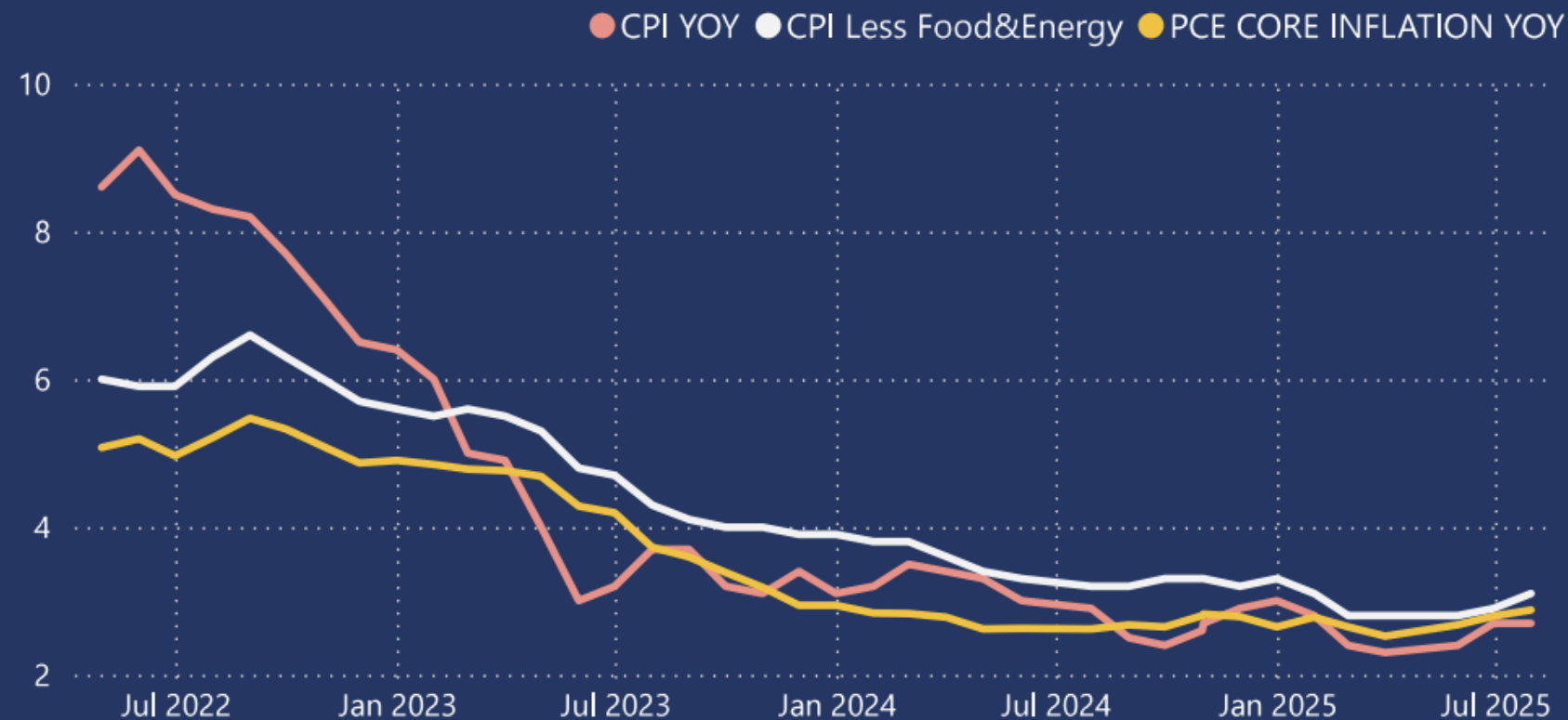
TREASURER-TAX COLLECTOR'S
POOLED INVESTMENT FUND
AUGUST 2025 REPORT

Employment Growth Slowdown

Financial markets were characterized by rising equities, particularly in the tech sector, and weakening economic indicators in August 2025. A disappointing jobs report seemed to overshadow defiant inflation data and boost market sentiment as optimism in lower interest rates grew. How this plays out determines future reinvestment rates available to investors like the Treasurer's Pooled Investment Fund.

New economic reports called the "solid" U.S. jobs narrative into question. Nonfarm Payrolls rose only 73,000, almost entirely driven by just one sector, Education & Health Service Industries. Professional & Business Services and Information sectors lost the most jobs. Worse yet were the revisions to previous figures, which reduced gains for May and June to nearly zero. Fed Chair Powell's "main number" to watch, Unemployment, rose slightly to 4.25% from 4.12%, even as the labor force shrank for a third consecutive month. Additionally, construction spending slipped 0.4%, durable goods orders dropped a whopping 9.4% and factory orders fell 4.8%.

Inflation



Against this backdrop, expectations rose for the Federal Reserve to cut the Federal Funds Interest Rate. There was no meeting in August, but the markets appear to have confidence in a 25-basis point cut at the next FOMC meeting on September 17th. Lower rates reduce the opportunity for income earned by investors like the Treasurer's Pooled Investment Fund.

Nationally, existing home sales increased 2% to a 4.01 million pace in July after declining 2.7% in June. Home prices and mortgage rates remain elevated while inventories have been rising. Indeed, home affordability is as low as it has been in 40 years. Locally, home sales activity dropped 7.4% in Riverside County while prices slipped 2% to \$630,000 on a year over year basis. Some argue activity in the housing market could ramp up if mortgage rates were to drop.

Riverside County Median Home Price



In August, treasuries and equities rallied. The 2-year Treasury Note began the month at a yield of 3.68% and ended the month at 3.62%. The 5-year Treasury Note began the month at a yield of 3.76% and ended the month at 3.70%. In stock trading, the Dow Jones Industrial average began the month at 43,600 and ended at 45,500.

INVESTMENT RESULTS

Objective

The Fund seeks to safeguard the principal of the funds under the Treasurer's control, meet the liquidity needs of the depositors, and to maximize a return on the funds within the given parameters. The Fund invests exclusively in high-quality, short-term securities maturing within 5 years. The Fund is comprised of contributions from the county, schools, special districts, and other discretionary depositors throughout the County of Riverside. The Fund is in full compliance with the Treasurer-Tax Collector Statement of Policy and California Government Code.

\$ 14.27bn
Market Value

\$ 14.21bn
Principal

\$59.40M
Unrealized Gain/Loss

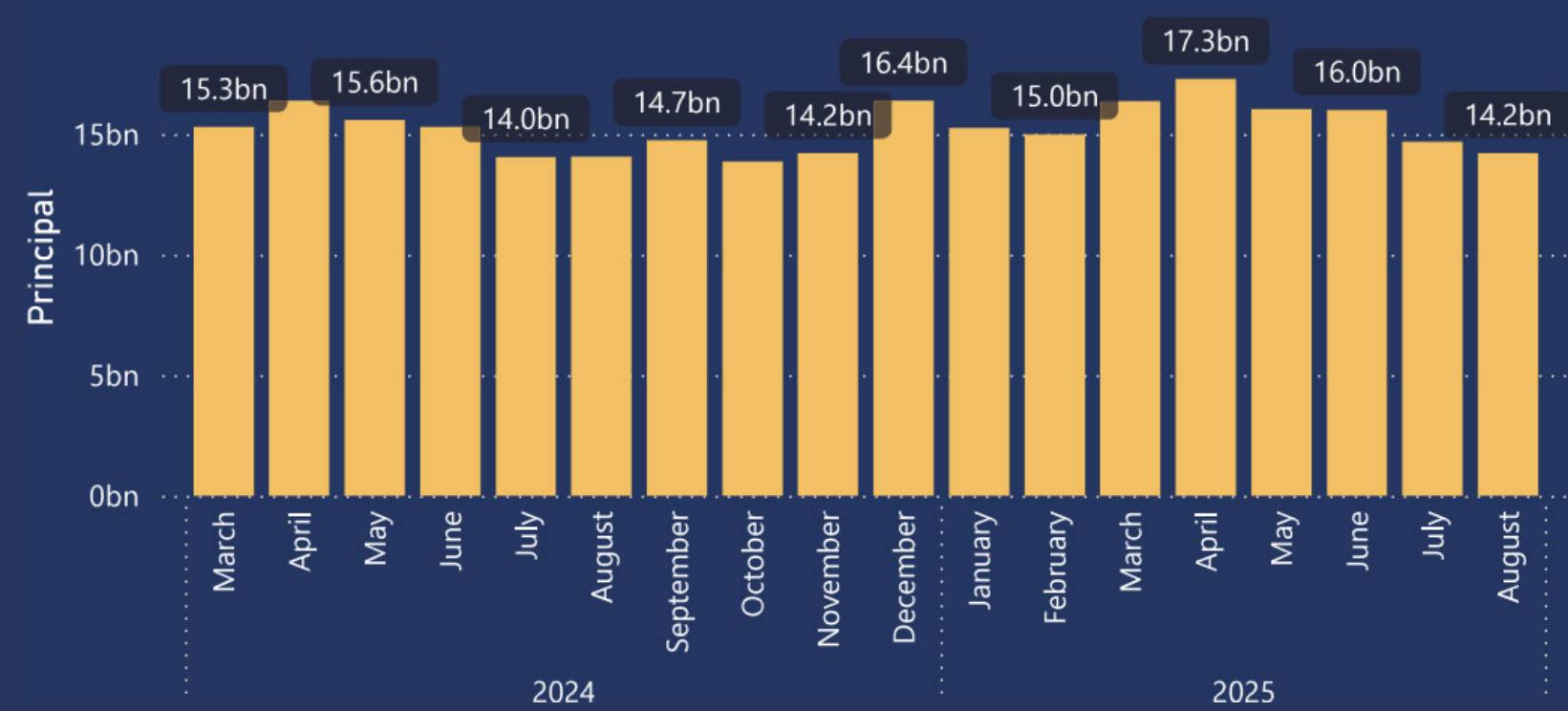
0.42
Unrealized Gain/Loss %

3.97
YTM%

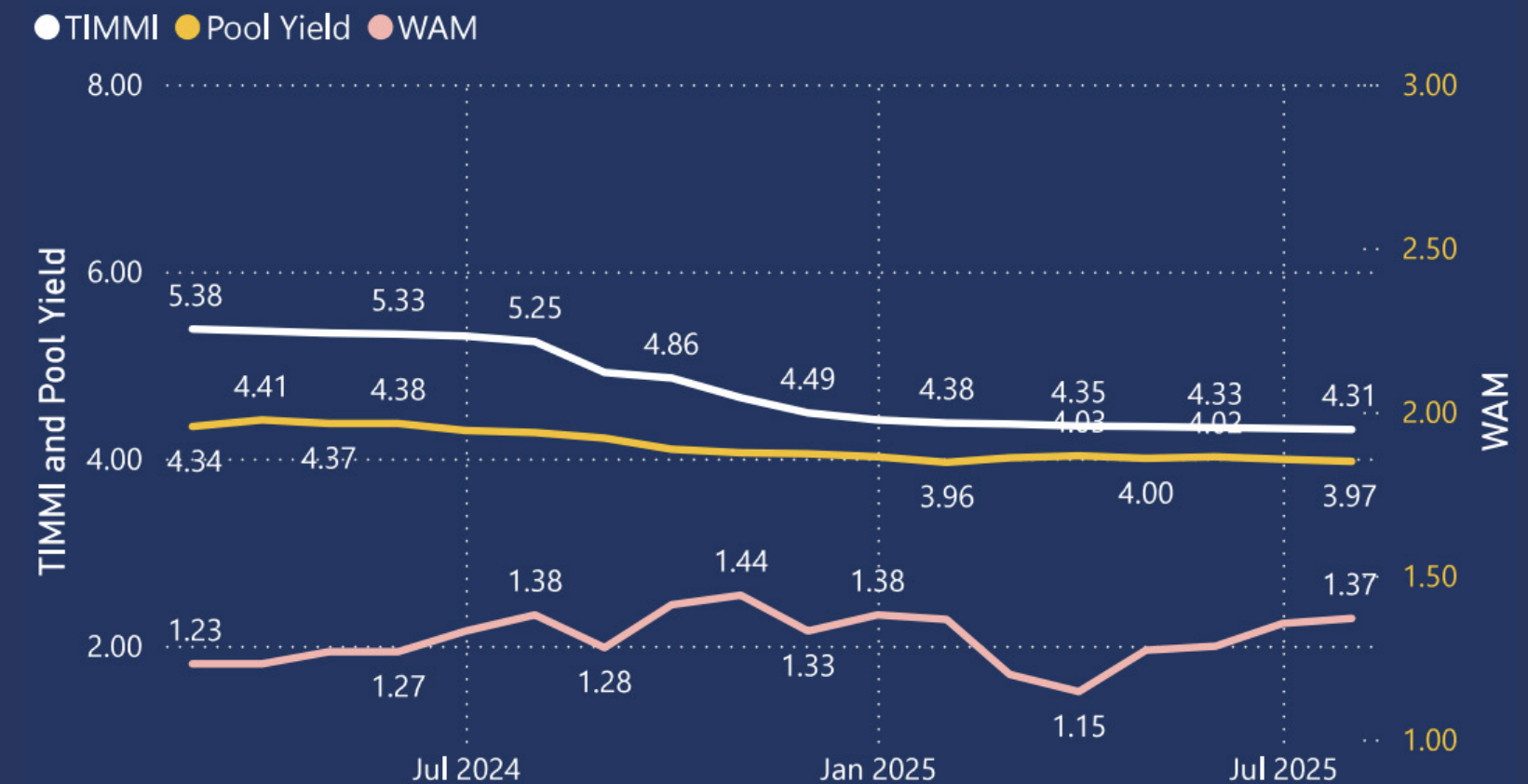
1.36
WAM (YRS)

Rated Aa -bf by Moody's Investor Services and AA Af/S1 by Fitch Ratings, two of the nation's most trusted bond credit rating services.

Historical Fund Size



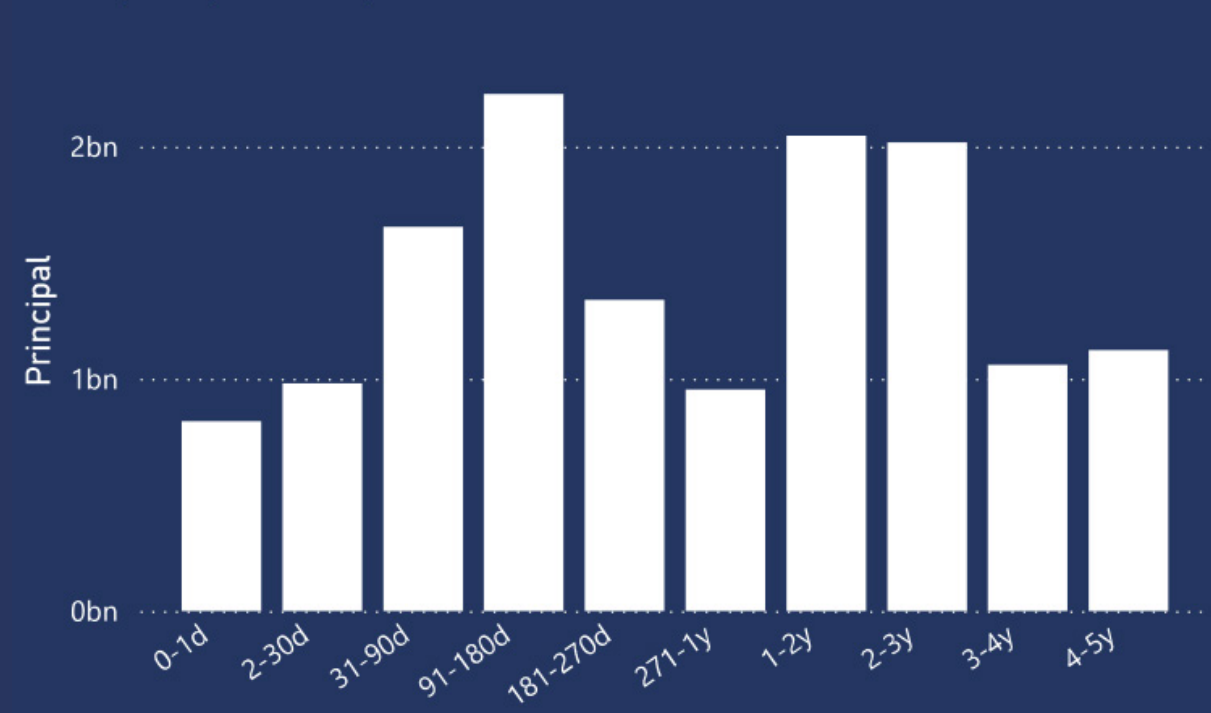
Purchase Yield vs TIMMI Index





- Federal Home Loan Banks**
2,424,932,028.09
- United States Department of The Treasury**
2,213,072,834.58
- Federal Home Loan Mortgage Corporation**
1,796,511,971.70
- Federal Farm Credit Banks Funding Corporat...**
1,648,473,404.35
- Federal National Mortgage Association**
1,510,178,301.80
- Royal Bank of Canada New York Branch**
538,925,000.00
- PNC**
485,000,000.00
- Private Export Funding Corporation**
482,656,390.28
- Svenska Handels AB Publ - New York Branch**
450,000,000.00
- Apple Inc.**
387,265,585.12

Principal by Maturity



Cash Flows

Month-Year	Projected Receipts	Projected Maturities	Projected Payments	Net Cash
Sep-25	2,707,166,272.20	977,903,980.44	2,157,922,063.08	1,527,148,189.56
Oct-25	2,235,729,242.14	778,699,015.54	3,438,856,072.99	-424,427,815.31
Nov-25	2,310,713,064.85	903,344,291.04	1,898,142,561.71	1,315,914,794.18
Dec-25	4,881,965,151.65	390,163,428.15	2,946,630,173.45	2,325,498,406.35
Jan-26	2,392,193,435.89	1,184,071,947.53	4,018,725,820.10	-442,460,436.68
Feb-26	2,261,460,049.45	655,575,725.37	2,651,870,781.06	265,164,993.76
Mar-26	3,870,232,060.80	466,974,178.66	2,705,207,128.96	1,631,999,110.50
Apr-26	4,581,850,351.16	218,576,159.65	3,818,208,852.95	982,217,657.85
May-26	1,418,410,086.58	712,461,139.07	2,906,956,488.14	-776,085,262.49
Jun-26	2,007,976,363.45	79,832,812.50	2,142,070,979.35	-54,261,803.40
Jul-26	962,081,118.65	320,300,309.52	2,457,489,509.58	-1,175,108,081.41
Aug-26	1,320,079,187.43	457,021,503.89	1,760,677,804.44	16,422,886.88
Total	30,949,856,384.26	7,144,924,491.36	32,902,758,235.82	5,192,022,639.80



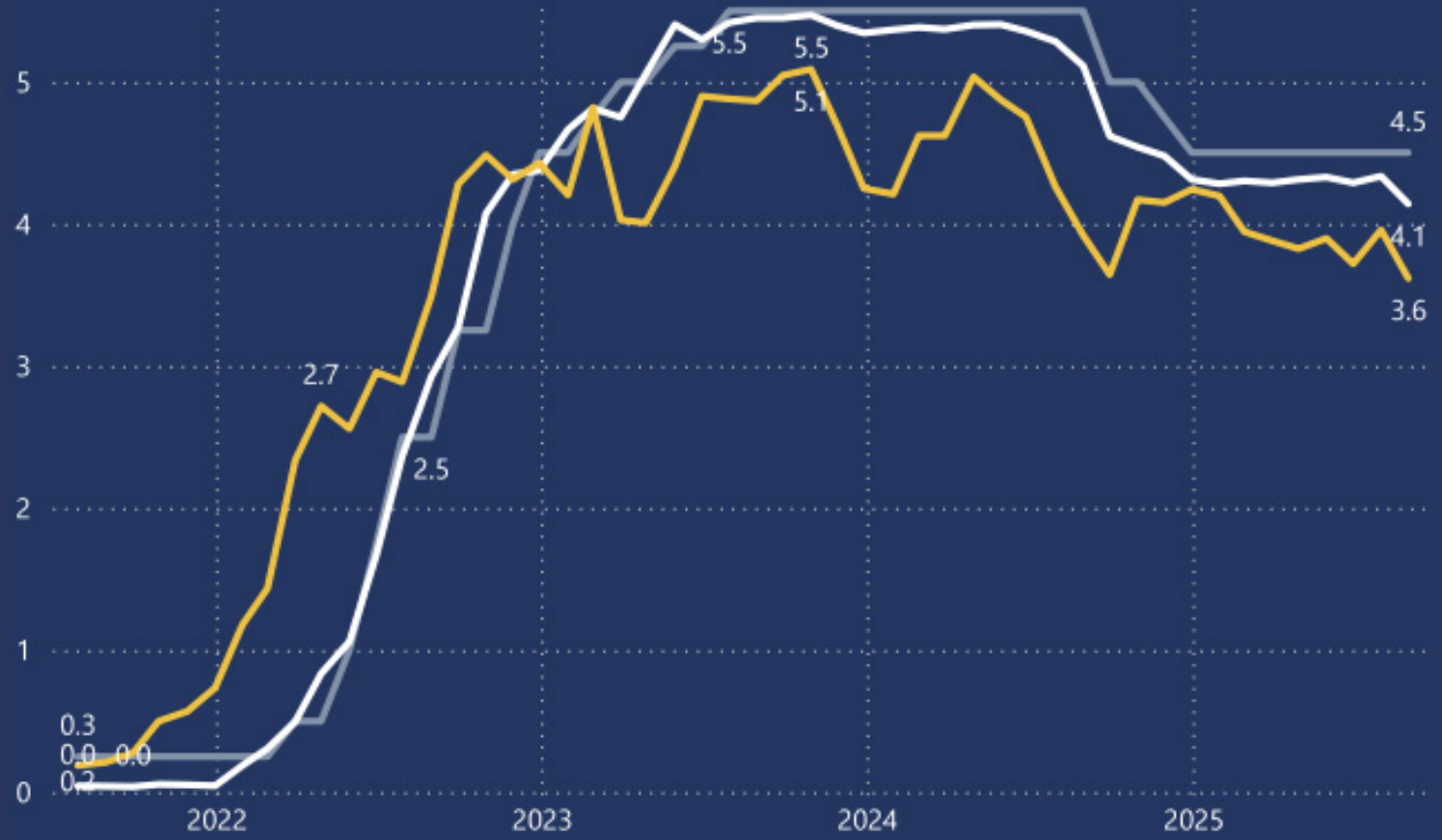
Holdings Summary

Category	Principal	WAM	YTM
Agency	7,457,087,155.94	2.16	3.87
CD	1,240,000,000.00	0.23	4.34
Corporate	538,631,170.51	1.38	4.20
CP	1,618,210,346.68	0.21	4.30
MM Fund	722,000,000.00	0.00	4.29
Muni	102,686,195.00	0.91	3.81
Mutual Fund	94,017,200.84	0.00	4.20
Non-US Gov	220,060,900.00	1.38	4.70
US Gov	2,213,072,834.58	0.67	3.62
Total	14,205,765,803.55	1.36	3.97



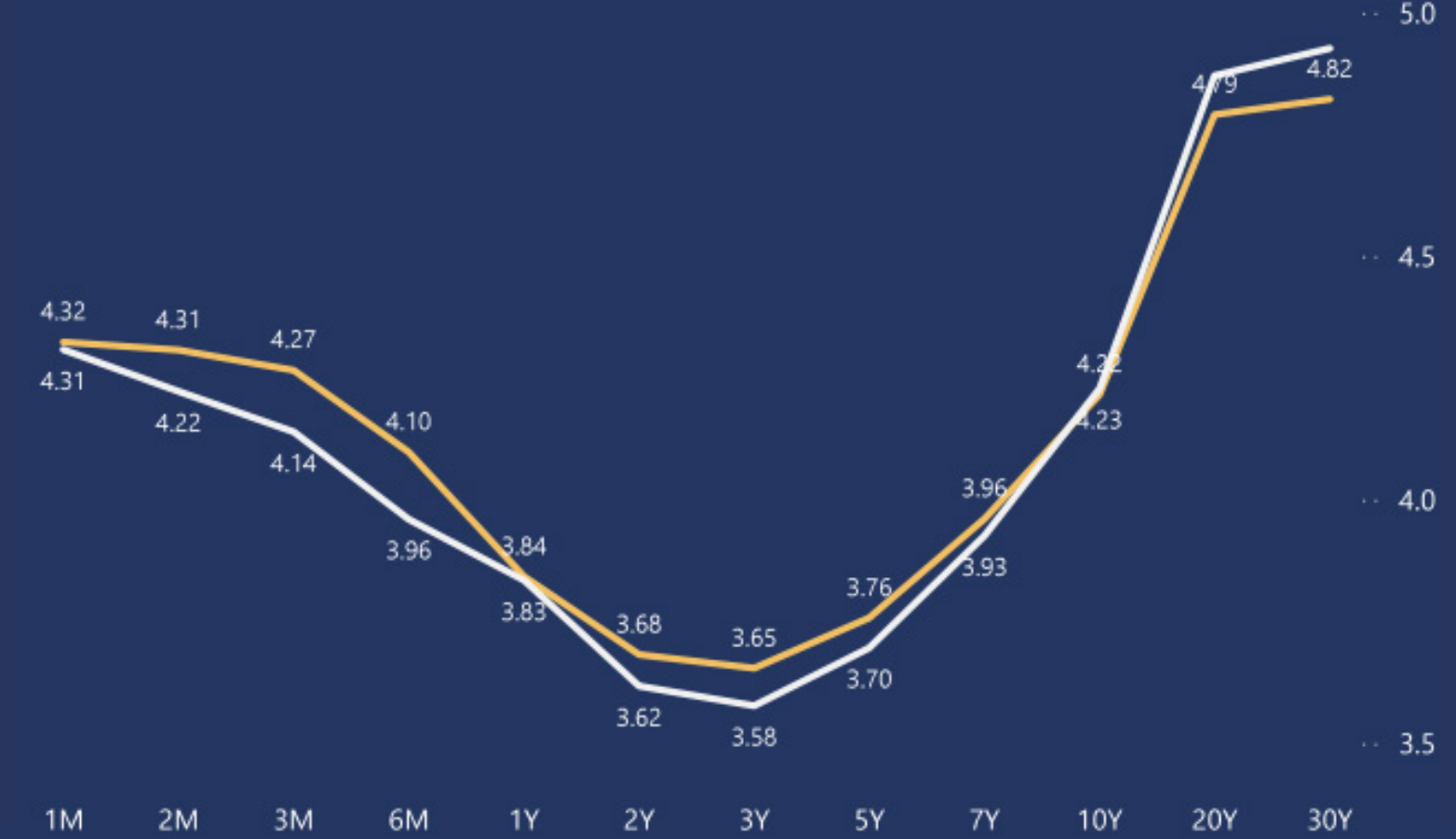
Treasury Rates

● FED TARGET RATE ● 3-MO UST ● 2-YR UST



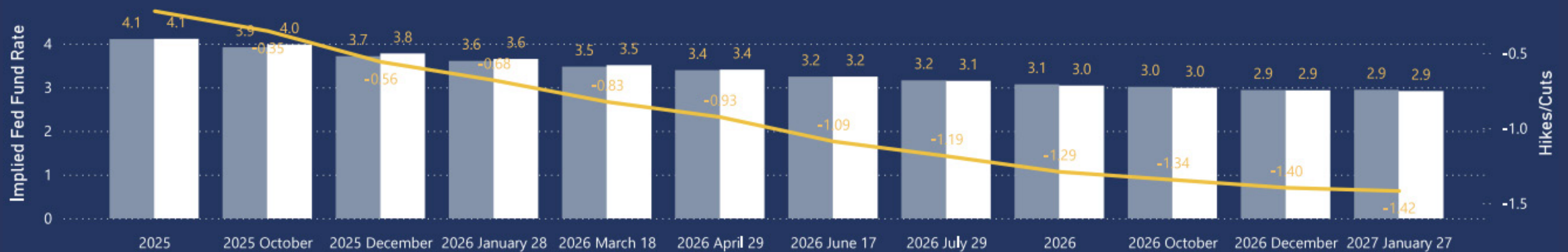
US Treasury Yield Curve

● Start of Month ● End of Month



Implied Fed Funds Rate and Rate Change

● Start of Month ● End of the Month ● Rate Cuts/Hikes

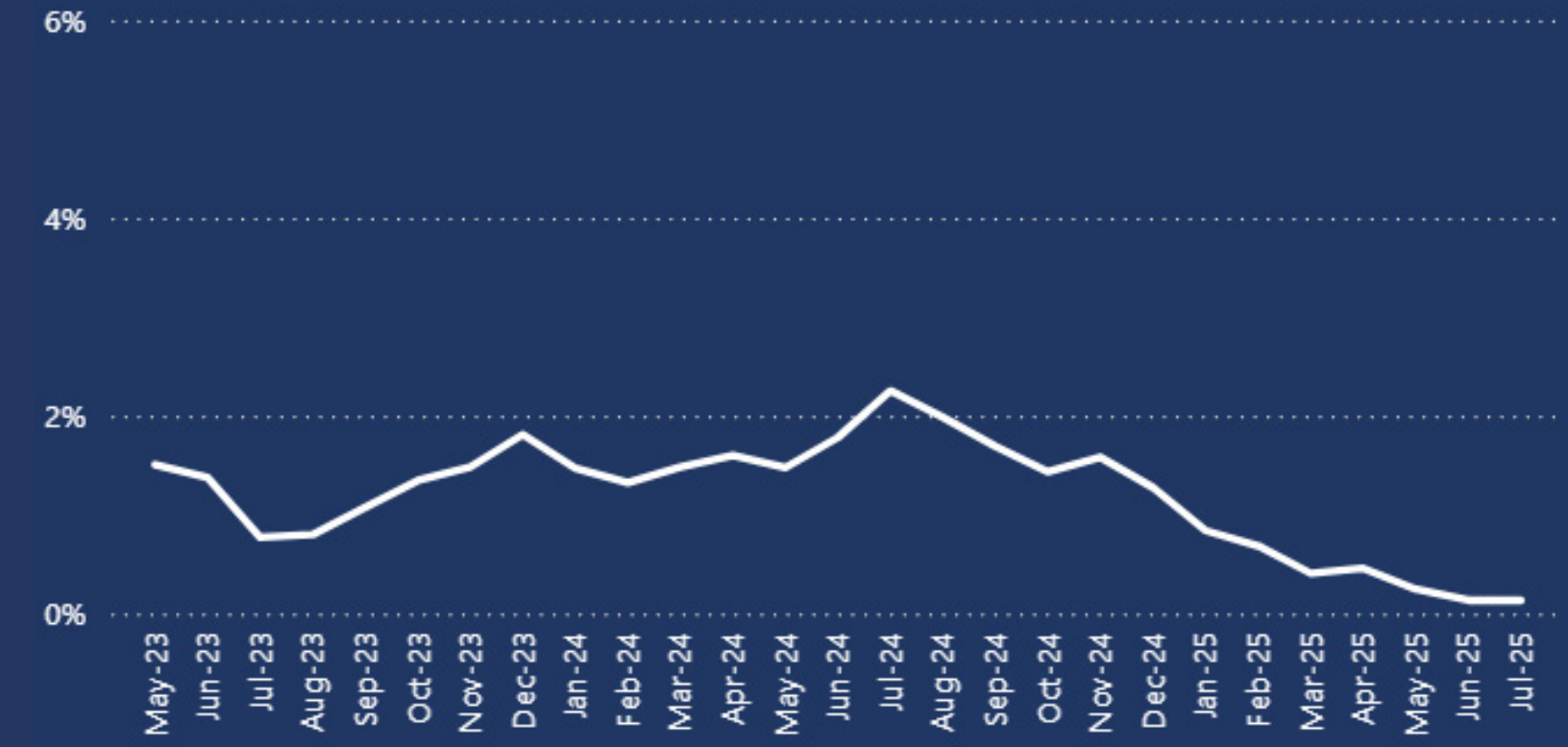


ECONOMICS

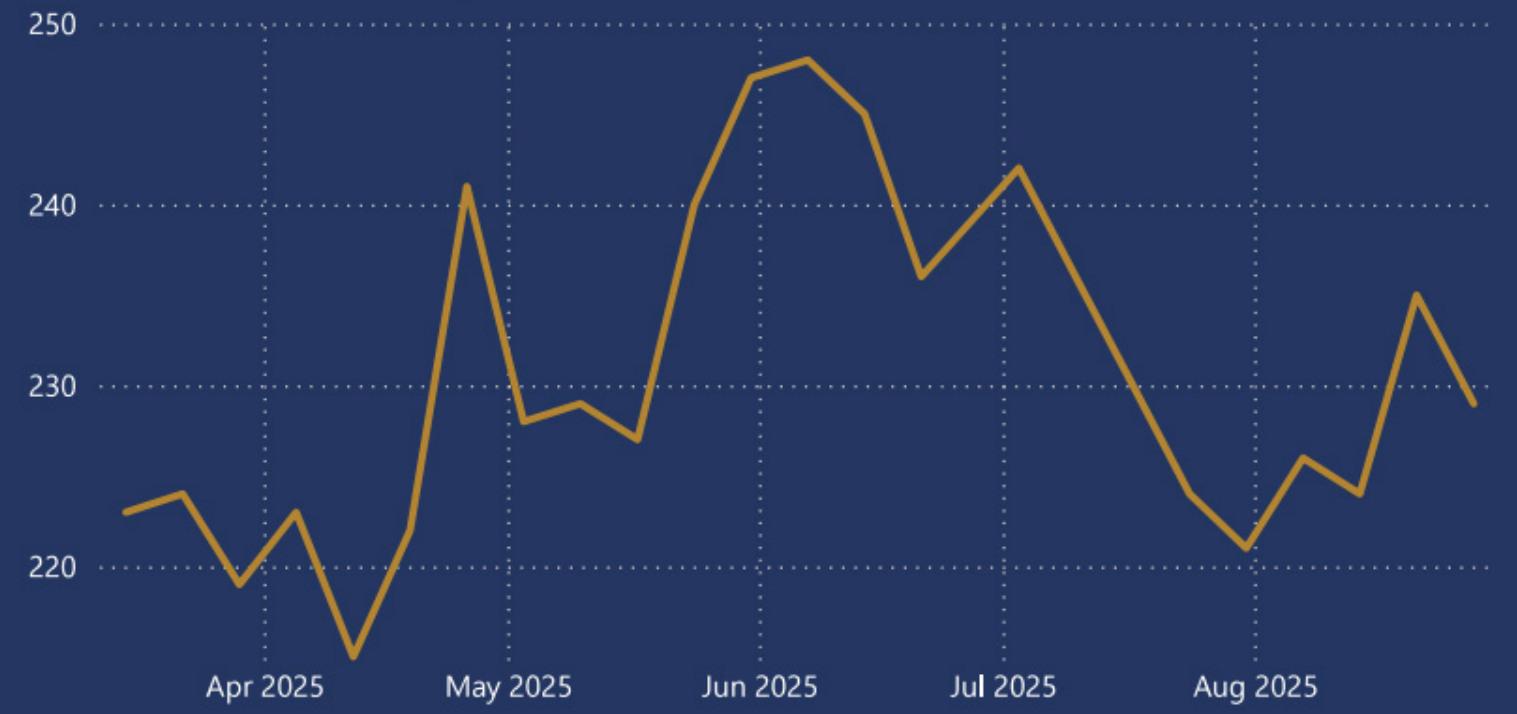
U.S. Unemployment Rates (%)

June			
2024	4.30	5.40	5.90
Year	United States	California	Riverside County
July			
2025	4.20	5.50	6.40
Year	United States	California	Riverside County

Riverside MSA Non Farm Payroll (%Change)



Initial Jobless Claims by Month-Year



COMPLIANCE STATEMENT

The Treasurer's Pooled Investment Fund was in full compliance with the County of Riverside Treasurer's Statement of Investment Policy. The County's Statement of Investment Policy is more restrictive than California State Government Code 53646. The County's Investment Policy is reviewed annually by the County of Riverside's Oversight Committee and approved by the Board of Supervisors.

Since its inception, the Treasurer's Pooled Investment Fund has been in full compliance with the Treasurer's Statement of Investment Policy.

Investment Category	Gov. Authorized % Limit	Gov. Code Maximum Maturity	Gov. Ratings	Co. Authorized % Limit	Co. Maximum Maturity	Co. Ratings	Pool Principal %
U.S. TREASURIES	NO LIMIT	5 YEARS	NA	100%	5 YEARS	NA	15.58%
REVERSE REPOS	20%	92 DAYS	NA	10%	60 DAYS	NA	
REPURCHASE AGREEMENTS (REPO)	NO LIMIT	1 YEARS	NA	40% max, 25% in term repo over 7 days	45 DAYS	NA	
NEGOTIABLE CERTIFICATE OF DEPOSITS & COLLATERALIZED TIME DEPOSITS (NCD & TCD)	30%	5 YEARS	NA	20%	2 YEAR	A1/P1/F1	8.73%
MUNICIPAL BONDS (MUNI)	NO LIMIT	5 YEARS	NA	15%	5 YEARS	AA-/Aa3/AA-	0.72%
MONEY MARKET MUTUAL FUNDS (MMF)	20%	60 DAYS (1)	AAA/Aaa (2)	20%	DAILY LIQUIDITY	AAA by 2 Of 3 RATINGS AGC.	5.08%
MEDIUM TERM NOTES (MTNO) CORPORATE NOTES	30%	5 YEARS	A	20%	4 YEARS	A/A2/A	3.79%
LOCAL AGENCY OBLIGATIONS (LAO)	NO LIMIT	5 YEARS	NA	2.5%	3 YEARS	INVESTMENT GRADE	
LOCAL AGENCY INVESTMENT FUND (LAIF)	NA	NA	NA	Max \$50 million	DAILY LIQUIDITY	NA	
INT'L BANK FOR RECONSTRUCTION AND DEVELOPMENT, INT'L FINANCE CORPORATION, AND INTER-AMERICAN DEVELOPMENT BANK	NA	NA	NA	20%	5 YEARS	AA/Aa/AA	1.55%
FEDERAL AGENCIES	NO LIMIT	5 YEARS	AAA	100%	5 YEARS	NA	52.49%
COMMERCIAL PAPER (CP)	40%	270 DAYS	A1/P1	40%	270 DAYS	A1/P1/F1	11.39%
CASH/DEPOSIT ACCOUNT	NA	NA	NA	NA	NA	NA	
CALTRUST SHORT TERM FUND	NA	NA	NA	1%	DAILY LIQUIDITY	NA	0.66%
Total							100.00%





INVESTMENT TEAM

*The sound investment of public funds, fair, efficient
tax collection, and exceptional public service*

Matthew Jennings
Treasurer-Tax Collector

Giovane Pizano

Assistant Treasurer-Tax Collector

John Byerly

Chief Investment Officer

Steve Faeth

Senior Investment Officer

Isela Licea

Investment Officer



The sound investment of public funds, fair, efficient tax collection, and exceptional public service

COUNTY OF RIVERSIDE
TREASURER-TAX COLLECTOR
CAPITAL MARKETS
COUNTY ADMINISTRATIVE CENTER

4080 LEMON STREET, 4TH FLOOR,
RIVERSIDE, CA 92501



<https://countytreasurer.org/>



<https://www.facebook.com/profile.php?id=61551938128471>



<https://instagram.com/rivcotte>



rcttc@rivco.org



SCAN QR CODE TO
Explore our Website



Jessica Roberson

Content Creator



Paola Vertiz

Managing Editor



Agency
AGCY BOND

Cusip	Description	Yield	Market Price	Final Maturity	Par Value	Book Value	Market Value	Principal	Net Unrealized Gain/Loss
3133ETVA2	FEDERAL FARM CREDIT BANKS FUNDING CORP	4.553	99.8553	08/26/2030	25,000,000.00	24,975,054.76	24,963,825.00	24,975,000.00	(11,175.00)
3133ETLF2	FEDERAL FARM CREDIT BANKS FUNDING CORP	4.390	100.5420	06/17/2030	25,000,000.00	25,000,000.00	25,135,500.00	25,000,000.00	135,500.00
3130B6SF4	FEDERAL HOME LOAN BANKS	4.125	100.3924	06/14/2030	10,000,000.00	10,000,000.00	10,039,240.00	10,000,000.00	39,240.00
3130B6LV6	FEDERAL HOME LOAN BANKS	5.000	100.0015	06/03/2030	15,000,000.00	15,000,000.00	15,000,225.00	15,000,000.00	225.00
3130B66X9	FEDERAL HOME LOAN BANKS	5.000	99.9808	05/06/2030	30,000,000.00	30,000,000.00	29,994,240.00	30,000,000.00	(5,760.00)
3133ETDZ7	FEDERAL FARM CREDIT BANKS FUNDING CORP	4.590	100.1179	04/22/2030	10,000,000.00	10,000,000.00	10,011,790.00	10,000,000.00	11,790.00
3136GAFZ7	FEDERAL NATIONAL MORTGAGE ASSOCIATION	5.000	100.0109	04/11/2030	25,000,000.00	25,000,000.00	25,002,725.00	25,000,000.00	2,725.00
3136GAFB0	FEDERAL NATIONAL MORTGAGE ASSOCIATION	4.556	99.9025	04/09/2030	25,000,000.00	24,942,394.58	24,975,625.00	24,937,500.00	38,125.00
3136GA3W7	FEDERAL NATIONAL MORTGAGE ASSOCIATION	5.000	100.0159	12/13/2029	10,000,000.00	10,000,000.00	10,001,590.00	10,000,000.00	1,590.00
3133ERJ28	FEDERAL FARM CREDIT BANKS FUNDING CORP	4.760	100.0567	12/10/2029	15,000,000.00	15,000,000.00	15,008,505.00	15,000,000.00	8,505.00
31424WRN4	FEDERAL AGRICULTURAL MORTGAGE CORP	4.653	100.5488	11/27/2029	15,000,000.00	14,992,742.33	15,082,320.00	14,991,450.00	90,870.00
31424WRG9	FEDERAL AGRICULTURAL MORTGAGE CORP	4.550	101.3133	11/26/2029	20,000,000.00	20,000,000.00	20,262,660.00	20,000,000.00	262,660.00
3130B3LE1	FEDERAL HOME LOAN BANKS	4.420	100.8094	11/05/2029	15,000,000.00	15,000,000.00	15,121,410.00	15,000,000.00	121,410.00
3133EK4C7	FEDERAL FARM CREDIT BANKS FUNDING CORP	4.347	93.5184	10/29/2029	15,000,000.00	13,788,172.50	14,027,760.00	13,549,950.00	477,810.00
3130B5VQ8	FEDERAL HOME LOAN BANKS	4.750	100.0484	10/29/2029	10,000,000.00	10,000,000.00	10,004,840.00	10,000,000.00	4,840.00
3133ERPS4	FEDERAL FARM CREDIT BANKS FUNDING CORP	3.732	100.1422	08/15/2029	10,000,000.00	10,006,414.35	10,014,220.00	10,008,100.00	6,120.00
3130B2HC2	FEDERAL HOME LOAN BANKS	4.200	99.8855	08/13/2029	20,000,000.00	20,000,000.00	19,977,100.00	20,000,000.00	(22,900.00)
3130B25S0	FEDERAL HOME LOAN BANKS	4.710	100.4683	07/30/2029	15,000,000.00	15,000,000.00	15,070,245.00	15,000,000.00	70,245.00
3130B6J49	FEDERAL HOME LOAN BANKS	4.150	100.2543	05/21/2029	15,000,000.00	15,000,000.00	15,038,145.00	15,000,000.00	38,145.00
3133ETEX1	FEDERAL FARM CREDIT BANKS FUNDING CORP	4.440	100.0408	04/30/2029	10,000,000.00	10,000,000.00	10,004,080.00	10,000,000.00	4,080.00
3130B0TF6	FEDERAL HOME LOAN BANKS	4.750	101.3656	04/09/2029	10,000,000.00	10,000,000.00	10,136,560.00	10,000,000.00	136,560.00
3133ETBK2	FEDERAL FARM CREDIT BANKS FUNDING CORP	4.580	100.1317	04/02/2029	25,000,000.00	25,000,000.00	25,032,925.00	25,000,000.00	32,925.00
3133ETBK2	FEDERAL FARM CREDIT BANKS FUNDING CORP	4.501	100.1317	04/02/2029	16,000,000.00	16,007,107.44	16,021,072.00	16,012,000.00	9,072.00
3133EP5U5	FEDERAL FARM CREDIT BANKS FUNDING CORP	4.238	101.4646	03/20/2029	25,000,000.00	24,909,662.35	25,366,150.00	24,873,750.00	492,400.00
3133ER6T3	FEDERAL FARM CREDIT BANKS FUNDING CORP	4.535	100.0611	03/12/2029	25,000,000.00	24,987,859.34	25,015,275.00	24,986,250.00	29,025.00
3133ER5D9	FEDERAL FARM CREDIT BANKS FUNDING CORP	4.490	100.6890	03/05/2029	10,000,000.00	10,000,000.00	10,068,900.00	10,000,000.00	68,900.00
3133ER5H0	FEDERAL FARM CREDIT BANKS FUNDING CORP	4.700	100.1709	03/05/2029	10,000,000.00	10,000,000.00	10,017,090.00	10,000,000.00	17,090.00
3133ER3L3	FEDERAL FARM CREDIT BANKS FUNDING CORP	4.731	100.1211	02/13/2029	10,000,000.00	9,986,925.47	10,012,110.00	9,985,000.00	27,110.00
3130AYRY4	FEDERAL HOME LOAN BANKS	4.625	100.2120	02/02/2029	10,000,000.00	10,000,000.00	10,021,200.00	10,000,000.00	21,200.00
3130B4ND9	FEDERAL HOME LOAN BANKS	5.000	100.2600	01/30/2029	24,780,000.00	24,780,000.00	24,844,428.00	24,780,000.00	64,428.00
3133ERF48	FEDERAL FARM CREDIT BANKS FUNDING CORP	4.785	100.1433	12/04/2028	10,375,000.00	10,370,344.39	10,389,867.38	10,369,293.75	20,573.63
3130B3LA9	FEDERAL HOME LOAN BANKS	4.428	100.3941	11/06/2028	15,000,000.00	15,000,000.00	15,059,115.00	15,000,000.00	59,115.00
3130AXQC5	FEDERAL HOME LOAN BANKS	5.210	101.4547	11/03/2028	25,000,000.00	25,000,000.00	25,363,675.00	25,000,000.00	363,675.00
3133EPYT6	FEDERAL FARM CREDIT BANKS FUNDING CORP	5.520	100.1750	10/20/2028	25,000,000.00	25,000,000.00	25,043,750.00	25,000,000.00	43,750.00
3130AXL48	FEDERAL HOME LOAN BANKS	5.300	101.4613	10/20/2028	40,000,000.00	40,000,000.00	40,584,520.00	40,000,000.00	584,520.00
3130B5VA3	FEDERAL HOME LOAN BANKS	4.000	99.8360	10/16/2028	10,000,000.00	10,000,000.00	9,983,600.00	10,000,000.00	(16,400.00)
3133EPXE0	FEDERAL FARM CREDIT BANKS FUNDING CORP	5.480	100.1058	10/02/2028	10,000,000.00	10,000,000.00	10,010,580.00	10,000,000.00	10,580.00
3133EPXE0	FEDERAL FARM CREDIT BANKS FUNDING CORP	5.539	100.1058	10/02/2028	25,000,000.00	24,960,583.93	25,026,450.00	24,936,250.00	90,200.00
3133EPWM3	FEDERAL FARM CREDIT BANKS FUNDING CORP	5.040	101.1494	09/22/2028	25,000,000.00	25,000,000.00	25,287,350.00	25,000,000.00	287,350.00
3130B2S30	FEDERAL HOME LOAN BANKS	4.650	100.0201	09/18/2028	25,000,000.00	25,000,000.00	25,005,025.00	25,000,000.00	5,025.00
3130B2U37	FEDERAL HOME LOAN BANKS	4.000	99.9931	09/18/2028	10,000,000.00	10,000,000.00	9,999,310.00	10,000,000.00	(690.00)
3130AWTR1	FEDERAL HOME LOAN BANKS	4.346	102.0622	09/08/2028	5,000,000.00	5,003,689.38	5,103,110.00	5,006,100.00	97,010.00
3134HAHE6	FEDERAL HOME LOAN MORTGAGE CORP	4.481	100.0735	08/28/2028	25,000,000.00	25,000,000.00	25,018,375.00	25,000,000.00	18,375.00
3133ETTD9	FEDERAL FARM CREDIT BANKS FUNDING CORP	3.857	99.9805	08/18/2028	9,375,000.00	9,368,045.73	9,373,171.88	9,367,968.75	5,203.13
3133ETTC1	FEDERAL FARM CREDIT BANKS FUNDING CORP	4.080	99.9044	08/14/2028	25,000,000.00	25,000,000.00	24,976,100.00	25,000,000.00	(23,900.00)
3133ETTC1	FEDERAL FARM CREDIT BANKS FUNDING CORP	4.080	99.9044	08/14/2028	25,000,000.00	25,000,000.00	24,976,100.00	25,000,000.00	(23,900.00)
3133ETTC1	FEDERAL FARM CREDIT BANKS FUNDING CORP	4.080	99.9044	08/14/2028	25,000,000.00	25,000,000.00	24,976,100.00	25,000,000.00	(23,900.00)
3134HA4S9	FEDERAL HOME LOAN MORTGAGE CORP	4.550	100.5685	07/28/2028	3,250,000.00	3,250,000.00	3,268,476.25	3,250,000.00	18,476.25
3133ETRC3	FEDERAL FARM CREDIT BANKS FUNDING CORP	4.230	99.9659	07/28/2028	25,000,000.00	25,000,000.00	24,991,475.00	25,000,000.00	(8,525.00)
3133ETRC3	FEDERAL FARM CREDIT BANKS FUNDING CORP	4.230	99.9659	07/28/2028	25,000,000.00	25,000,000.00	24,991,475.00	25,000,000.00	(8,525.00)
3130B23Z6	FEDERAL HOME LOAN BANKS	4.650	100.5901	07/24/2028	15,000,000.00	15,000,000.00	15,088,515.00	15,000,000.00	88,515.00
3133ETPR2	FEDERAL FARM CREDIT BANKS FUNDING CORP	4.000	100.2275	07/14/2028	15,000,000.00	15,000,000.00	15,034,125.00	15,000,000.00	34,125.00
3133EPNH4	FEDERAL FARM CREDIT BANKS FUNDING CORP	4.171	100.6255	06/21/2028	15,000,000.00	14,888,318.86	15,093,825.00	14,802,000.00	291,825.00
3130AWC24	FEDERAL HOME LOAN BANKS	3.987	100.8920	06/09/2028	10,000,000.00	10,003,048.70	10,089,200.00	10,005,460.00	83,740.00
3133ETJU2	FEDERAL FARM CREDIT BANKS FUNDING CORP	4.079	100.3612	06/02/2028	25,000,000.00	25,000,000.00	25,090,300.00	25,000,000.00	90,300.00
3134HBUB5	FEDERAL HOME LOAN MORTGAGE CORP	4.400	100.2048	05/26/2028	20,000,000.00	20,000,000.00	20,040,960.00	20,000,000.00	40,960.00
3130B6L38	FEDERAL HOME LOAN BANKS	4.600	100.0848	05/24/2028	20,000,000.00	20,000,000.00	20,016,960.00	20,000,000.00	16,960.00
3136GAHG7	FEDERAL NATIONAL MORTGAGE ASSOCIATION	4.440	100.2342	05/22/2028	20,000,000.00	20,000,000.00	20,046,840.00	20,000,000.00	46,840.00
3133EPJS5	FEDERAL FARM CREDIT BANKS FUNDING CORP	4.290	99.7927	05/16/2028	25,000,000.00	25,000,000.00	24,948,175.00	25,000,000.00	(51,825.00)
3133EPJS5	FEDERAL FARM CREDIT BANKS FUNDING CORP	4.290	99.7927	05/16/2028	25,000,000.00	25,000,000.00	24,948,175.00	25,000,000.00	(51,825.00)
3133EPGW9	FEDERAL FARM CREDIT BANKS FUNDING CORP	3.784	100.5927	04/25/2028	10,000,000.00	10,021,851.56	10,059,270.00	10,041,200.00	18,070.00
3133ETDF1	FEDERAL FARM CREDIT BANKS FUNDING CORP	4.577	100.0021	04/17/2028	25,000,000.00	24,983,392.86	25,000,525.00	24,981,250.00	19,275.00
3133ERWL1	FEDERAL FARM CREDIT BANKS FUNDING CORP	4.537	99.9648	04/07/2028	25,000,000.00	24,942,284.65	24,991,200.00	24,922,500.00	68,700.00
3130B0PN3	FEDERAL HOME LOAN BANKS	4.780	100.4759	04/06/2028	20,000,000.00	20,000,000.00	20,095,180.00	20,000,000.00	95,180.00
3136GAC31	FEDERAL NATIONAL MORTGAGE ASSOCIATION	4.630	100.2598	02/25/2028	20,000,000.00	20,000,000.00	20,051,960.00	20,000,000.00	51,960.00
3130B6J64	FEDERAL HOME LOAN BANKS	4.302	100.1112	02/23/2028	10,000,000.00	10,000,000.00	10,011,120.00	10,000,000.00	11,120.00
3133ER3X7	FEDERAL FARM CREDIT BANKS FUNDING CORP	4.530	99.8918	02/11/2028	10,000,000.00	10,000,000.00	9,989,180.00	10,000,000.00	(10,820.00)
3133ER3X7	FEDERAL FARM CREDIT BANKS FUNDING CORP	4.530	99.8918	02/11/2028	25,000,000.00	25,000,000.00	24,972,950.00	25,000,000.00	(27,050.00)
3130B4TP6	FEDERAL HOME LOAN BANKS	4.550	100.1928	02/10/2028	10,000,000.00	10,000,000.00	10,019,280.00	10,000,000.00	19,280.00

3130AYVC7	FEDERAL HOME LOAN BANKS	4.625	100.2315	02/09/2028	10,000,000.00	10,000,000.00	10,023,150.00	10,000,000.00	23,150.00
3134GYG97	FEDERAL HOME LOAN MORTGAGE CORP	4.180	99.8303	02/07/2028	25,000,000.00	25,000,000.00	24,957,575.00	25,000,000.00	(42,425.00)
3133ERZ20	FEDERAL FARM CREDIT BANKS FUNDING CORP	4.635	100.1974	01/28/2028	25,000,000.00	24,996,982.88	25,049,350.00	24,996,250.00	53,100.00
3133ERZ20	FEDERAL FARM CREDIT BANKS FUNDING CORP	4.630	100.1974	01/28/2028	6,750,000.00	6,750,000.00	6,763,324.50	6,750,000.00	13,324.50
3133ERW31	FEDERAL FARM CREDIT BANKS FUNDING CORP	4.429	100.7401	01/27/2028	25,000,000.00	25,000,000.00	25,185,025.00	25,000,000.00	185,025.00
3133ETEC7	FEDERAL FARM CREDIT BANKS FUNDING CORP	4.549	100.0031	01/24/2028	10,000,000.00	9,989,609.17	10,000,310.00	9,988,140.00	12,170.00
3133EN5N6	FEDERAL FARM CREDIT BANKS FUNDING CORP	4.000	100.7608	01/06/2028	25,000,000.00	25,000,000.00	25,190,200.00	25,000,000.00	190,200.00
3133EN5N6	FEDERAL FARM CREDIT BANKS FUNDING CORP	3.713	100.7608	01/06/2028	20,000,000.00	20,122,319.31	20,152,160.00	20,256,600.00	(104,440.00)
3133EN5N6	FEDERAL FARM CREDIT BANKS FUNDING CORP	3.757	100.7608	01/06/2028	18,000,000.00	18,092,720.49	18,136,944.00	18,194,400.00	(57,456.00)
3133EN5N6	FEDERAL FARM CREDIT BANKS FUNDING CORP	3.530	100.7608	01/06/2028	10,000,000.00	10,100,614.79	10,076,080.00	10,210,600.00	(134,520.00)
3134GYCF7	FEDERAL HOME LOAN MORTGAGE CORP	4.510	100.0226	12/30/2027	25,000,000.00	25,000,000.00	25,005,650.00	25,000,000.00	5,650.00
3130B42Y6	FEDERAL HOME LOAN BANKS	4.500	100.0036	12/23/2027	10,000,000.00	10,000,000.00	10,000,360.00	10,000,000.00	360.00
3133ERK26	FEDERAL FARM CREDIT BANKS FUNDING CORP	4.460	99.9691	12/16/2027	10,000,000.00	10,000,000.00	9,996,910.00	10,000,000.00	(3,090.00)
3134HAM91	FEDERAL HOME LOAN MORTGAGE CORP	4.700	100.0144	12/13/2027	25,000,000.00	25,000,000.00	25,003,600.00	25,000,000.00	3,600.00
3130ATUS4	FEDERAL HOME LOAN BANKS	3.796	101.2559	12/10/2027	25,000,000.00	25,232,745.61	25,313,975.00	25,510,250.00	(196,275.00)
3130ATUS4	FEDERAL HOME LOAN BANKS	4.002	101.2559	12/10/2027	50,000,000.00	50,252,198.56	50,627,950.00	50,548,350.00	79,600.00
3130ATUS4	FEDERAL HOME LOAN BANKS	4.036	101.2559	12/10/2027	15,000,000.00	15,065,147.26	15,188,385.00	15,141,570.00	46,815.00
3133ERE23	FEDERAL FARM CREDIT BANKS FUNDING CORP	4.356	100.4185	12/02/2027	10,000,000.00	9,992,474.89	10,041,850.00	9,990,000.00	51,850.00
3134HAF40	FEDERAL HOME LOAN MORTGAGE CORP	4.700	100.1070	11/26/2027	25,000,000.00	25,000,000.00	25,026,750.00	25,000,000.00	26,750.00
31422XQ70	FEDERAL AGRICULTURAL MORTGAGE CORP	4.050	100.7001	11/22/2027	12,000,000.00	12,000,000.00	12,084,012.00	12,000,000.00	84,012.00
3133ERZS3	FEDERAL FARM CREDIT BANKS FUNDING CORP	4.550	100.0149	11/12/2027	10,000,000.00	10,000,000.00	10,001,490.00	10,000,000.00	1,490.00
3133ERZS3	FEDERAL FARM CREDIT BANKS FUNDING CORP	4.613	100.0149	11/12/2027	15,000,000.00	14,980,602.02	15,002,235.00	14,973,750.00	28,485.00
3133ERZS3	FEDERAL FARM CREDIT BANKS FUNDING CORP	4.567	100.0149	11/12/2027	25,000,000.00	24,990,491.96	25,003,725.00	24,987,500.00	16,225.00
3135GAYP0	FEDERAL NATIONAL MORTGAGE ASSOCIATION	4.605	100.0404	11/03/2027	10,000,000.00	9,978,848.62	10,004,040.00	9,971,000.00	33,040.00
3135GAXB2	FEDERAL NATIONAL MORTGAGE ASSOCIATION	4.400	100.0323	10/28/2027	15,000,000.00	15,000,000.00	15,004,845.00	15,000,000.00	4,845.00
3133ERYJ4	FEDERAL FARM CREDIT BANKS FUNDING CORP	4.396	99.9189	10/28/2027	15,000,000.00	14,989,191.78	14,987,835.00	14,985,000.00	2,835.00
3133ERYJ4	FEDERAL FARM CREDIT BANKS FUNDING CORP	4.414	99.9189	10/28/2027	10,000,000.00	9,989,191.78	9,991,890.00	9,985,000.00	6,890.00
3133ENW63	FEDERAL FARM CREDIT BANKS FUNDING CORP	4.284	101.0225	10/27/2027	5,000,000.00	5,008,738.77	5,051,125.00	5,020,250.00	30,875.00
3133ENW63	FEDERAL FARM CREDIT BANKS FUNDING CORP	4.195	101.0225	10/27/2027	3,715,000.00	3,727,896.69	3,752,985.88	3,744,868.60	8,117.28
3133ENW63	FEDERAL FARM CREDIT BANKS FUNDING CORP	4.252	101.0225	10/27/2027	15,000,000.00	15,035,609.29	15,153,375.00	15,082,290.00	71,085.00
31422XM90	FEDERAL AGRICULTURAL MORTGAGE CORP	4.320	101.2036	10/21/2027	5,000,000.00	5,000,000.00	5,060,180.00	5,000,000.00	60,180.00
31422XM90	FEDERAL AGRICULTURAL MORTGAGE CORP	4.320	101.2036	10/21/2027	5,000,000.00	5,000,000.00	5,060,180.00	5,000,000.00	60,180.00
31422XM90	FEDERAL AGRICULTURAL MORTGAGE CORP	4.320	101.2036	10/21/2027	5,000,000.00	5,000,000.00	5,060,180.00	5,000,000.00	60,180.00
3133ERXY2	FEDERAL FARM CREDIT BANKS FUNDING CORP	4.000	99.9884	10/21/2027	20,000,000.00	20,000,000.00	19,997,680.00	20,000,000.00	(2,320.00)
3133ERXY2	FEDERAL FARM CREDIT BANKS FUNDING CORP	4.000	99.9884	10/21/2027	10,000,000.00	10,000,000.00	9,998,840.00	10,000,000.00	(1,160.00)
3130B3DA8	FEDERAL HOME LOAN BANKS	4.375	100.0215	10/15/2027	10,000,000.00	10,000,000.00	10,002,150.00	10,000,000.00	2,150.00
3133ENS50	FEDERAL FARM CREDIT BANKS FUNDING CORP	4.231	100.9016	10/14/2027	23,775,000.00	23,727,341.61	23,989,355.40	23,662,710.68	326,644.72
3130B0Q77	FEDERAL HOME LOAN BANKS	5.000	100.0791	10/08/2027	10,000,000.00	10,000,000.00	10,007,910.00	10,000,000.00	7,910.00
3134HAQA4	FEDERAL HOME LOAN MORTGAGE CORP	4.290	99.6396	10/08/2027	23,750,000.00	23,595,658.45	23,664,405.00	23,536,250.00	128,155.00
3130B5UE6	FEDERAL HOME LOAN BANKS	4.093	99.6637	10/08/2027	15,000,000.00	14,972,204.82	14,949,555.00	14,967,000.00	(17,445.00)
3133EPH81	FEDERAL FARM CREDIT BANKS FUNDING CORP	4.500	101.6178	10/04/2027	25,000,000.00	25,000,819.64	25,404,450.00	25,001,500.00	402,950.00
3130ATEF0	FEDERAL HOME LOAN BANKS	4.250	99.8949	09/30/2027	15,000,000.00	15,000,000.00	14,984,235.00	15,000,000.00	(15,765.00)
3130ATBV8	FEDERAL HOME LOAN BANKS	4.150	100.9389	09/29/2027	5,000,000.00	5,000,000.00	5,046,945.00	5,000,000.00	46,945.00
3130ATBV8	FEDERAL HOME LOAN BANKS	4.150	100.9389	09/29/2027	5,000,000.00	5,000,000.00	5,046,945.00	5,000,000.00	46,945.00
3130ATBV8	FEDERAL HOME LOAN BANKS	4.150	100.9389	09/29/2027	7,225,000.00	7,225,000.00	7,292,835.53	7,225,000.00	67,835.53
3133ENQ29	FEDERAL FARM CREDIT BANKS FUNDING CORP	4.122	100.6420	09/29/2027	15,000,000.00	14,966,006.02	15,096,300.00	14,918,325.00	177,975.00
3130AXEN4	FEDERAL HOME LOAN BANKS	4.779	102.2258	09/29/2027	15,000,000.00	15,005,852.16	15,333,870.00	15,011,250.00	322,620.00
3130ATET0	FEDERAL HOME LOAN BANKS	3.702	100.0480	09/27/2027	20,000,000.00	19,999,169.77	20,009,600.00	19,998,000.00	11,600.00
3133ENL99	FEDERAL FARM CREDIT BANKS FUNDING CORP	3.467	99.4162	09/15/2027	10,000,000.00	9,982,882.04	9,941,620.00	9,958,100.00	(16,480.00)
3133ENL99	FEDERAL FARM CREDIT BANKS FUNDING CORP	3.830	99.4162	09/15/2027	10,000,000.00	9,916,176.18	9,941,620.00	9,795,609.20	146,010.80
3130ATHW0	FEDERAL HOME LOAN BANKS	4.239	100.8692	09/10/2027	2,000,000.00	1,995,858.00	2,017,384.00	1,989,972.00	27,412.00
3130ATHW0	FEDERAL HOME LOAN BANKS	4.241	100.8692	09/10/2027	3,000,000.00	2,993,717.61	3,026,076.00	2,984,790.00	41,286.00
3133ER6M8	FEDERAL FARM CREDIT BANKS FUNDING CORP	4.510	100.0742	09/07/2027	25,000,000.00	25,000,000.00	25,018,550.00	25,000,000.00	18,550.00
3134HBAR2	FEDERAL HOME LOAN MORTGAGE CORP	4.378	99.9471	08/25/2027	25,000,000.00	24,940,312.84	24,986,775.00	24,925,000.00	61,775.00
3134HBAR2	FEDERAL HOME LOAN MORTGAGE CORP	4.378	99.9471	08/25/2027	25,000,000.00	24,940,312.84	24,986,775.00	24,925,000.00	61,775.00
3133ETTP2	FEDERAL FARM CREDIT BANKS FUNDING CORP	4.465	100.0077	08/18/2027	20,000,000.00	20,000,000.00	20,001,540.00	20,000,000.00	1,540.00
3133ERNP2	FEDERAL FARM CREDIT BANKS FUNDING CORP	3.830	100.5424	08/06/2027	5,000,000.00	5,015,342.17	5,027,120.00	5,023,600.00	3,520.00
3130B7DP6	FEDERAL HOME LOAN BANKS	4.497	99.9880	08/04/2027	15,000,000.00	15,000,000.00	14,998,200.00	15,000,000.00	(1,800.00)
3134HBZV6	FEDERAL HOME LOAN MORTGAGE CORP	4.060	99.9926	07/23/2027	25,000,000.00	25,000,000.00	24,998,150.00	25,000,000.00	(1,850.00)
3133ENB33	FEDERAL FARM CREDIT BANKS FUNDING CORP	3.075	98.8009	07/19/2027	10,000,000.00	9,995,667.03	9,880,090.00	9,988,500.00	(108,410.00)
3133ETPU5	FEDERAL FARM CREDIT BANKS FUNDING CORP	4.120	100.0365	07/14/2027	25,000,000.00	25,000,000.00	25,009,125.00	25,000,000.00	9,125.00
3130AUAP9	FEDERAL HOME LOAN BANKS	4.450	100.0180	06/30/2027	25,000,000.00	25,000,000.00	25,004,500.00	25,000,000.00	4,500.00
3133ETNS2	FEDERAL FARM CREDIT BANKS FUNDING CORP	4.506	99.9797	06/29/2027	10,000,000.00	10,000,000.00	9,997,970.00	10,000,000.00	(2,030.00)
3130ASDV8	FEDERAL HOME LOAN BANKS	3.300	99.2202	06/28/2027	10,000,000.00	10,000,000.00	9,922,020.00	10,000,000.00	(77,980.00)
3130B6SP2	FEDERAL HOME LOAN BANKS	4.425	100.0660	06/24/2027	10,000,000.00	10,000,000.00	10,006,600.00	10,000,000.00	6,600.00
3133EPMV4	FEDERAL FARM CREDIT BANKS FUNDING CORP	4.133	100.6465	06/15/2027	7,225,000.00	7,224,026.51	7,271,709.63	7,222,825.28	48,884.35
3133EPMV4	FEDERAL FARM CREDIT BANKS FUNDING CORP	4.133	100.6465	06/15/2027	15,000,000.00	14,997,985.63	15,096,975.00	14,995,500.00	101,475.00
3130ASGU7	FEDERAL HOME LOAN BANKS	3.095	99.5796	06/11/2027	10,000,000.00	10,066,376.81	9,957,960.00	10,183,200.00	(225,240.00)
3130AWBZ2	FEDERAL HOME LOAN BANKS	4.000	100.6426	06/11/2027	8,260,000.00	8,276,753.03	8,313,078.76	8,297,913.40	15,165.36
3130AWBZ2	FEDERAL HOME LOAN BANKS	4.055	100.6426	06/11/2027	10,000,000.00	10,011,373.89	10,064,260.00	10,025,600.00	38,660.00
3130AS3F4	FEDERAL HOME LOAN BANKS	3.770	99.5947	05/26/2027	10,000,000.00	10,000,000.00	9,959,470.00	10,000,000.00	(40,530.00)
3130B6JW7	FEDERAL HOME LOAN BANKS	4.369	99.9903	05/21/2027	20,000,000.00	20,000,000.00	19,998,060.00	20,000,000.00	(1,940.00)

3133ERDS7	FEDERAL FARM CREDIT BANKS FUNDING CORP	4.583	101.5825	05/06/2027	10,000,000.00	10,025,784.47	10,158,250.00	10,043,800.00	114,450.00
3130B65M4	FEDERAL HOME LOAN BANKS	4.270	99.9418	05/05/2027	25,000,000.00	25,000,000.00	24,985,450.00	25,000,000.00	(14,550.00)
3130ARSF9	FEDERAL HOME LOAN BANKS	3.000	98.7629	04/29/2027	10,000,000.00	10,000,000.00	9,876,290.00	10,000,000.00	(123,710.00)
3130ARPV7	FEDERAL HOME LOAN BANKS	3.500	99.3135	04/28/2027	10,000,000.00	10,000,000.00	9,931,350.00	10,000,000.00	(68,650.00)
3133ENV9D9	FEDERAL FARM CREDIT BANKS FUNDING CORP	2.913	98.5710	04/26/2027	10,000,000.00	9,994,178.31	9,857,100.00	9,982,400.00	(125,300.00)
3133EN6V7	FEDERAL FARM CREDIT BANKS FUNDING CORP	3.606	99.7592	04/26/2027	8,000,000.00	8,002,430.02	7,980,736.00	8,006,240.00	(25,504.00)
3133EN6V7	FEDERAL FARM CREDIT BANKS FUNDING CORP	3.623	99.7592	04/26/2027	2,000,000.00	2,000,106.70	1,995,184.00	2,000,274.00	(5,090.00)
3133EN6V7	FEDERAL FARM CREDIT BANKS FUNDING CORP	3.744	99.7592	04/26/2027	4,820,000.00	4,811,384.41	4,808,393.44	4,797,876.20	10,517.24
3130ARHX2	FEDERAL HOME LOAN BANKS	3.000	98.6858	03/25/2027	10,000,000.00	10,000,000.00	9,868,580.00	10,000,000.00	(131,420.00)
3130ARHX2	FEDERAL HOME LOAN BANKS	3.000	98.6858	03/25/2027	10,000,000.00	10,000,000.00	9,868,580.00	10,000,000.00	(131,420.00)
3130ARHX2	FEDERAL HOME LOAN BANKS	3.000	98.6858	03/25/2027	10,000,000.00	10,000,000.00	9,868,580.00	10,000,000.00	(131,420.00)
3134HBF8	FEDERAL HOME LOAN MORTGAGE CORP	4.280	100.0745	03/25/2027	25,000,000.00	25,000,000.00	25,018,625.00	25,000,000.00	18,625.00
3130AR6U0	FEDERAL HOME LOAN BANKS	2.500	97.9900	03/22/2027	5,000,000.00	5,000,000.00	4,899,500.00	5,000,000.00	(100,500.00)
3133ER4Y4	FEDERAL FARM CREDIT BANKS FUNDING CORP	4.490	100.0051	02/26/2027	10,000,000.00	10,000,000.00	10,000,510.00	10,000,000.00	510.00
3130AQRQ8	FEDERAL HOME LOAN BANKS	2.000	97.3482	02/25/2027	10,000,000.00	10,000,000.00	9,734,820.00	10,000,000.00	(265,180.00)
3130AQRH8	FEDERAL HOME LOAN BANKS	2.000	97.3482	02/25/2027	5,000,000.00	5,000,000.00	4,867,410.00	5,000,000.00	(132,590.00)
3130AQRH8	FEDERAL HOME LOAN BANKS	2.000	97.3482	02/25/2027	5,000,000.00	5,000,000.00	4,867,410.00	5,000,000.00	(132,590.00)
3130ALED2	FEDERAL HOME LOAN BANKS	2.050	95.9598	02/24/2027	15,000,000.00	14,782,889.90	14,393,970.00	14,275,500.00	118,470.00
3130ALED2	FEDERAL HOME LOAN BANKS	3.001	95.9598	02/24/2027	20,000,000.00	19,454,075.40	19,191,960.00	18,320,000.00	871,960.00
3130AL2X1	FEDERAL HOME LOAN BANKS	3.001	95.7665	02/17/2027	10,000,000.00	9,708,157.13	9,576,650.00	9,057,500.00	519,150.00
3130AKYH3	FEDERAL HOME LOAN BANKS	1.746	95.7873	02/10/2027	10,000,000.00	9,873,479.02	9,573,730.00	9,563,275.40	15,454.60
3130AQHS5	FEDERAL HOME LOAN BANKS	1.984	97.0448	01/28/2027	10,000,000.00	9,961,920.40	9,704,480.00	9,866,500.00	(162,020.00)
3130AQHS5	FEDERAL HOME LOAN BANKS	2.086	97.0448	01/28/2027	20,000,000.00	19,896,742.63	19,408,960.00	19,640,000.00	(231,040.00)
3130AQKM4	FEDERAL HOME LOAN BANKS	1.750	97.1124	01/28/2027	11,250,000.00	11,250,000.00	10,925,145.00	11,250,000.00	(324,855.00)
3133ENLZ1	FEDERAL FARM CREDIT BANKS FUNDING CORP	1.860	97.1619	01/26/2027	10,000,000.00	9,989,281.77	9,716,190.00	9,962,090.00	(245,900.00)
3130AYPN0	FEDERAL HOME LOAN BANKS	4.207	100.4463	01/15/2027	20,000,000.00	19,979,080.41	20,089,260.00	19,955,000.00	134,260.00
3133ENKG4	FEDERAL FARM CREDIT BANKS FUNDING CORP	1.908	96.8369	01/11/2027	10,000,000.00	9,943,106.23	9,683,690.00	9,795,000.00	(111,310.00)
3134HBXW6	FEDERAL HOME LOAN MORTGAGE CORP	4.428	99.9904	01/08/2027	10,000,000.00	10,000,000.00	9,999,040.00	10,000,000.00	(960.00)
3130AQAY9	FEDERAL HOME LOAN BANKS	1.500	96.9560	12/30/2026	25,000,000.00	25,000,000.00	24,239,000.00	25,000,000.00	(761,000.00)
3130AQF65	FEDERAL HOME LOAN BANKS	1.306	96.7975	12/21/2026	10,000,000.00	9,992,925.60	9,679,750.00	9,972,990.00	(293,240.00)
3133ERL66	FEDERAL FARM CREDIT BANKS FUNDING CORP	4.775	100.0679	12/18/2026	15,000,000.00	15,000,000.00	15,010,185.00	15,000,000.00	10,185.00
3133ERK75	FEDERAL FARM CREDIT BANKS FUNDING CORP	4.770	100.0805	12/16/2026	25,000,000.00	25,000,000.00	25,020,125.00	25,000,000.00	20,125.00
3130B46H9	FEDERAL HOME LOAN BANKS	4.759	100.0677	12/16/2026	25,000,000.00	25,000,000.00	25,016,925.00	25,000,000.00	16,925.00
3130B46H9	FEDERAL HOME LOAN BANKS	4.759	100.0677	12/16/2026	10,000,000.00	10,000,000.00	10,006,770.00	10,000,000.00	6,770.00
3133EN4G2	FEDERAL FARM CREDIT BANKS FUNDING CORP	3.923	100.1427	12/15/2026	25,000,000.00	25,004,926.76	25,035,675.00	25,015,250.00	20,425.00
3130ATVE4	FEDERAL HOME LOAN BANKS	3.986	100.8312	12/11/2026	5,000,000.00	5,030,033.94	5,041,560.00	5,095,300.00	(53,740.00)
3130B3ZF3	FEDERAL HOME LOAN BANKS	4.764	100.0676	12/11/2026	25,000,000.00	25,000,000.00	25,016,900.00	25,000,000.00	16,900.00
3130B3ZF3	FEDERAL HOME LOAN BANKS	4.764	100.0676	12/11/2026	25,000,000.00	25,000,000.00	25,016,900.00	25,000,000.00	16,900.00
3135G1AB7	FEDERAL NATIONAL MORTGAGE ASSOCIATION	4.758	100.0738	12/11/2026	5,000,000.00	5,000,000.00	5,003,690.00	5,000,000.00	3,690.00
3130APWW1	FEDERAL HOME LOAN BANKS	1.503	97.1460	11/24/2026	20,000,000.00	19,999,256.18	19,429,200.00	19,997,000.00	(567,800.00)
3133ENEM8	FEDERAL FARM CREDIT BANKS FUNDING CORP	1.430	97.0686	11/23/2026	10,000,000.00	10,000,000.00	9,706,860.00	10,000,000.00	(293,140.00)
3133ERZM6	FEDERAL FARM CREDIT BANKS FUNDING CORP	4.330	99.9724	11/05/2026	15,000,000.00	15,000,000.00	14,995,860.00	15,000,000.00	(4,140.00)
3133ERQ95	FEDERAL FARM CREDIT BANKS FUNDING CORP	4.502	100.0480	11/02/2026	25,000,000.00	25,000,000.00	25,012,000.00	25,000,000.00	12,000.00
3130ARUF6	FEDERAL HOME LOAN BANKS	3.125	99.1478	10/29/2026	10,000,000.00	10,000,000.00	9,914,780.00	10,000,000.00	(85,220.00)
3134GW6C5	FEDERAL HOME LOAN MORTGAGE CORP	3.122	96.5173	10/28/2026	15,000,000.00	14,625,375.23	14,477,595.00	13,566,000.00	911,595.00
3134GW4C7	FEDERAL HOME LOAN MORTGAGE CORP	3.046	96.5247	10/27/2026	20,000,000.00	19,517,306.57	19,304,940.00	18,124,000.00	1,180,940.00
3134GW4C7	FEDERAL HOME LOAN MORTGAGE CORP	3.092	96.5247	10/27/2026	20,000,000.00	19,505,824.22	19,304,940.00	18,196,200.00	1,108,740.00
3134GW4C7	FEDERAL HOME LOAN MORTGAGE CORP	3.488	96.5247	10/27/2026	5,000,000.00	4,826,235.00	4,826,235.00	4,482,650.00	343,585.00
3133EN7A2	FEDERAL FARM CREDIT BANKS FUNDING CORP	3.827	99.4421	10/26/2026	4,300,000.00	4,290,787.82	4,276,010.30	4,270,115.00	5,895.30
3133ENBK5	FEDERAL FARM CREDIT BANKS FUNDING CORP	1.249	96.9492	10/20/2026	10,000,000.00	9,987,933.70	9,694,920.00	9,947,500.00	(252,580.00)
3133ENBK5	FEDERAL FARM CREDIT BANKS FUNDING CORP	1.340	96.9492	10/20/2026	10,000,000.00	9,978,007.79	9,694,920.00	9,905,000.00	(210,080.00)
3133ENT67	FEDERAL FARM CREDIT BANKS FUNDING CORP	4.318	100.0100	10/19/2026	5,000,000.00	4,996,477.76	5,000,500.00	4,987,600.00	12,900.00
3133ENT67	FEDERAL FARM CREDIT BANKS FUNDING CORP	4.318	100.0100	10/19/2026	5,000,000.00	4,996,477.76	5,000,500.00	4,987,600.00	12,900.00
3130B3A29	FEDERAL HOME LOAN BANKS	4.011	100.1449	10/09/2026	10,000,000.00	9,998,831.73	10,014,490.00	9,997,900.00	16,590.00
3133ERWD9	FEDERAL FARM CREDIT BANKS FUNDING CORP	5.113	100.0931	10/02/2026	10,000,000.00	10,000,000.00	10,009,310.00	10,000,000.00	9,310.00
3130ANYN4	FEDERAL HOME LOAN BANKS	1.000	96.9332	09/30/2026	10,000,000.00	10,000,000.00	9,693,320.00	10,000,000.00	(306,680.00)
3130AP5M3	FEDERAL HOME LOAN BANKS	1.040	96.9884	09/28/2026	15,000,000.00	15,000,000.00	14,548,260.00	15,000,000.00	(451,740.00)
3130APAD7	FEDERAL HOME LOAN BANKS	1.035	96.9978	09/28/2026	15,000,000.00	15,000,000.00	14,549,670.00	15,000,000.00	(450,330.00)
3133EPWS0	FEDERAL FARM CREDIT BANKS FUNDING CORP	5.200	100.0616	09/25/2026	25,000,000.00	25,000,000.00	25,015,400.00	25,000,000.00	15,400.00
3130ATFH5	FEDERAL HOME LOAN BANKS	3.941	99.8483	09/11/2026	5,000,000.00	4,990,968.06	4,992,415.00	4,965,237.80	27,177.20
3130ATHV2	FEDERAL HOME LOAN BANKS	4.312	100.3458	09/11/2026	1,000,000.00	999,420.40	1,003,458.00	997,780.00	5,678.00
3130B7LT9	FEDERAL HOME LOAN BANKS	4.066	99.8549	08/28/2026	50,000,000.00	49,957,732.88	49,927,450.00	49,957,500.00	(30,050.00)
3130ANSC5	FEDERAL HOME LOAN BANKS	1.000	97.1877	08/26/2026	15,000,000.00	15,000,000.00	14,578,155.00	15,000,000.00	(421,845.00)
3130ANTS9	FEDERAL HOME LOAN BANKS	1.000	97.1877	08/26/2026	15,000,000.00	15,000,000.00	14,578,155.00	15,000,000.00	(421,845.00)
3130ANPF1	FEDERAL HOME LOAN BANKS	1.000	97.1950	08/25/2026	10,000,000.00	10,000,000.00	9,719,500.00	10,000,000.00	(280,500.00)
3133ENH45	FEDERAL FARM CREDIT BANKS FUNDING CORP	3.137	99.2236	08/24/2026	5,000,000.00	4,999,459.29	4,961,180.00	4,997,799.50	(36,619.50)
3133ENH45	FEDERAL FARM CREDIT BANKS FUNDING CORP	3.294	99.2236	08/24/2026	5,000,000.00	4,992,273.75	4,961,180.00	4,968,600.00	(7,420.00)
3130ANMH0	FEDERAL HOME LOAN BANKS	3.132	97.3253	08/20/2026	15,000,000.00	14,723,648.37	14,598,795.00	13,851,000.00	747,795.00
3130ANMH0	FEDERAL HOME LOAN BANKS	1.100	97.3253	08/20/2026	10,000,000.00	10,000,000.00	9,732,530.00	10,000,000.00	(267,470.00)
3130ANMH0	FEDERAL HOME LOAN BANKS	1.668	97.3253	08/20/2026	10,000,000.00	9,947,009.76	9,732,530.00	9,755,200.00	(22,670.00)
3130B7M50	FEDERAL HOME LOAN BANKS	4.073	99.8590	08/20/2026	50,000,000.00	49,966,190.48	49,929,500.00	49,966,000.00	(36,500.00)
3130ANE48	FEDERAL HOME LOAN BANKS	1.000	97.2534	08/17/2026	10,000,000.00	10,000,000.00	9,725,340.00	10,000,000.00	(274,660.00)

3130ANFD7	FEDERAL HOME LOAN BANKS	1.000	97.3411	08/05/2026	10,000,000.00	10,000,000.00	9,734,110.00	10,000,000.00	(265,890.00)
3133END80	FEDERAL FARM CREDIT BANKS FUNDING CORP	2.873	99.1559	08/03/2026	10,000,000.00	10,011,012.18	9,915,590.00	10,047,600.00	(132,010.00)
3130ANAJ9	FEDERAL HOME LOAN BANKS	1.000	97.3926	07/27/2026	15,000,000.00	15,000,000.00	14,608,890.00	15,000,000.00	(391,110.00)
3130ANAJ9	FEDERAL HOME LOAN BANKS	1.000	97.3926	07/27/2026	10,000,000.00	10,000,000.00	9,739,260.00	10,000,000.00	(260,740.00)
3133ENC99	FEDERAL FARM CREDIT BANKS FUNDING CORP	3.629	99.8326	07/27/2026	20,000,000.00	20,000,000.00	19,966,520.00	20,060,000.00	(93,480.00)
3130ANBX7	FEDERAL HOME LOAN BANKS	1.000	97.4294	07/22/2026	15,000,000.00	15,000,000.00	14,614,410.00	15,000,000.00	(385,590.00)
3130AN5K2	FEDERAL HOME LOAN BANKS	4.366	97.8655	07/20/2026	2,375,000.00	2,319,789.36	2,324,305.63	2,143,081.25	181,224.38
3130AN3R9	FEDERAL HOME LOAN BANKS	1.130	97.5647	07/20/2026	10,000,000.00	10,000,000.00	9,756,470.00	10,000,000.00	(243,530.00)
3133ENB66	FEDERAL FARM CREDIT BANKS FUNDING CORP	3.174	99.2824	07/20/2026	10,000,000.00	9,998,004.11	9,928,240.00	9,991,000.00	(62,760.00)
3133EMQ62	FEDERAL FARM CREDIT BANKS FUNDING CORP	0.990	97.4875	07/13/2026	10,000,000.00	10,000,000.00	9,748,750.00	10,000,000.00	(251,250.00)
3133EMQ62	FEDERAL FARM CREDIT BANKS FUNDING CORP	0.990	97.4875	07/13/2026	10,000,000.00	10,000,000.00	9,748,750.00	10,000,000.00	(251,250.00)
3133ETPE1	FEDERAL FARM CREDIT BANKS FUNDING CORP	4.367	99.9886	07/09/2026	25,000,000.00	25,000,000.00	24,997,150.00	25,000,000.00	(2,850.00)
3130AN3B4	FEDERAL HOME LOAN BANKS	1.020	97.5720	07/06/2026	15,000,000.00	15,000,000.00	14,635,800.00	15,000,000.00	(364,200.00)
3130ASDK2	FEDERAL HOME LOAN BANKS	3.250	99.3923	06/29/2026	5,250,000.00	5,250,000.00	5,218,095.75	5,250,000.00	(31,904.25)
3130AMWT5	FEDERAL HOME LOAN BANKS	1.050	97.6695	06/26/2026	15,000,000.00	15,000,000.00	14,650,425.00	15,000,000.00	(349,575.00)
3130AMT69	FEDERAL HOME LOAN BANKS	1.070	97.6855	06/26/2026	10,000,000.00	10,000,000.00	9,768,550.00	10,000,000.00	(231,450.00)
31424WXD9	FEDERAL AGRICULTURAL MORTGAGE CORP	4.354	100.0138	06/24/2026	15,000,000.00	15,000,000.00	15,002,070.00	15,000,000.00	2,070.00
3130AMMZ2	FEDERAL HOME LOAN BANKS	1.000	97.7403	06/10/2026	5,000,000.00	5,000,000.00	4,887,015.00	5,000,000.00	(112,985.00)
3130AMS52	FEDERAL HOME LOAN BANKS	1.000	97.7626	06/08/2026	15,000,000.00	15,000,000.00	14,664,390.00	15,000,000.00	(335,610.00)
3133ETJQ1	FEDERAL FARM CREDIT BANKS FUNDING CORP	4.329	99.9981	05/28/2026	16,975,000.00	16,975,000.00	16,974,677.48	16,975,000.00	(322.53)
3130AMJN3	FEDERAL HOME LOAN BANKS	1.030	97.8756	05/26/2026	5,000,000.00	5,000,000.00	4,893,780.00	5,000,000.00	(106,220.00)
3130AMKB7	FEDERAL HOME LOAN BANKS	1.050	97.8899	05/26/2026	15,000,000.00	15,000,000.00	14,683,485.00	15,000,000.00	(316,515.00)
3130AMME9	FEDERAL HOME LOAN BANKS	1.000	97.8541	05/26/2026	10,000,000.00	10,000,000.00	9,785,410.00	10,000,000.00	(214,590.00)
3130B7HM9	FEDERAL HOME LOAN BANKS	4.365	99.9984	05/20/2026	25,000,000.00	25,000,000.00	24,999,600.00	25,000,000.00	(400.00)
3133EMZS4	FEDERAL FARM CREDIT BANKS FUNDING CORP	0.900	97.8437	05/18/2026	5,000,000.00	5,000,000.00	4,892,185.00	5,000,000.00	(107,815.00)
3130B7H80	FEDERAL HOME LOAN BANKS	4.187	99.9679	05/14/2026	25,000,000.00	25,000,000.00	24,991,975.00	25,000,000.00	(8,025.00)
3133ER3N9	FEDERAL FARM CREDIT BANKS FUNDING CORP	4.403	99.9994	05/11/2026	25,000,000.00	25,000,000.00	24,999,850.00	25,000,000.00	(150.00)
3130B5W46	FEDERAL HOME LOAN BANKS	4.328	99.9691	05/11/2026	50,000,000.00	50,000,000.00	49,984,550.00	50,000,000.00	(15,450.00)
3130B6Y26	FEDERAL HOME LOAN BANKS	4.349	99.9633	05/08/2026	15,000,000.00	15,000,000.00	14,994,495.00	15,000,000.00	(5,505.00)
3130B6Y26	FEDERAL HOME LOAN BANKS	4.349	99.9633	05/08/2026	25,000,000.00	25,000,000.00	24,990,825.00	25,000,000.00	(9,175.00)
3133ETDW4	FEDERAL FARM CREDIT BANKS FUNDING CORP	4.001	99.9816	05/01/2026	50,000,000.00	50,000,000.00	49,990,800.00	50,000,000.00	(9,200.00)
3130B5R83	FEDERAL HOME LOAN BANKS	4.323	100.0008	04/27/2026	15,000,000.00	15,000,000.00	15,000,120.00	15,000,000.00	120.00
3130B5KG2	FEDERAL HOME LOAN BANKS	4.303	99.9889	04/17/2026	25,000,000.00	25,000,000.00	24,997,225.00	25,000,000.00	(2,775.00)
3133ENUL2	FEDERAL FARM CREDIT BANKS FUNDING CORP	3.110	99.4360	04/13/2026	10,000,000.00	10,000,000.00	9,943,600.00	10,000,000.00	(56,400.00)
3130B5GK8	FEDERAL HOME LOAN BANKS	4.353	99.9775	04/06/2026	25,000,000.00	25,000,000.00	24,994,375.00	25,000,000.00	(5,625.00)
3130ALKL7	FEDERAL HOME LOAN BANKS	0.850	98.2379	03/25/2026	10,000,000.00	10,000,000.00	9,823,790.00	10,000,000.00	(176,210.00)
3130ALGJ7	FEDERAL HOME LOAN BANKS	1.000	98.3398	03/23/2026	9,750,000.00	9,750,000.00	9,588,130.50	9,750,000.00	(161,869.50)
3130ALGJ7	FEDERAL HOME LOAN BANKS	1.000	98.3398	03/23/2026	14,625,000.00	14,625,000.00	14,382,195.75	14,625,000.00	(242,804.25)
3130ALGJ7	FEDERAL HOME LOAN BANKS	1.000	98.3398	03/23/2026	19,500,000.00	19,500,000.00	19,176,261.00	19,500,000.00	(323,739.00)
3130ALGJ7	FEDERAL HOME LOAN BANKS	1.000	98.3398	03/23/2026	9,750,000.00	9,750,000.00	9,588,130.50	9,750,000.00	(161,869.50)
3130ALGJ7	FEDERAL HOME LOAN BANKS	1.016	98.3398	03/23/2026	8,921,250.00	8,920,455.31	8,773,139.41	8,914,559.06	(141,419.65)
3130ALGJ7	FEDERAL HOME LOAN BANKS	1.000	98.3398	03/23/2026	9,750,000.00	9,750,000.00	9,588,130.50	9,750,000.00	(161,869.50)
3130ALGJ7	FEDERAL HOME LOAN BANKS	3.010	98.3398	03/23/2026	19,500,000.00	19,293,634.07	19,176,261.00	18,092,685.00	1,083,576.00
3130ALGJ7	FEDERAL HOME LOAN BANKS	1.000	98.3398	03/23/2026	19,500,000.00	19,500,000.00	19,176,261.00	19,500,000.00	(323,739.00)
3130ALGJ7	FEDERAL HOME LOAN BANKS	1.000	98.3398	03/23/2026	14,625,000.00	14,625,000.00	14,382,195.75	14,625,000.00	(242,804.25)
3130ALH56	FEDERAL HOME LOAN BANKS	0.750	98.2406	03/18/2026	10,000,000.00	10,000,000.00	9,824,060.00	10,000,000.00	(175,940.00)
3130ALH56	FEDERAL HOME LOAN BANKS	0.750	98.2406	03/18/2026	10,000,000.00	10,000,000.00	9,824,060.00	10,000,000.00	(175,940.00)
3130ALHG2	FEDERAL HOME LOAN BANKS	0.750	98.2406	03/18/2026	10,000,000.00	10,000,000.00	9,824,060.00	10,000,000.00	(175,940.00)
3130ALFW9	FEDERAL HOME LOAN BANKS	0.790	98.2647	03/18/2026	15,000,000.00	15,000,000.00	14,739,705.00	15,000,000.00	(260,295.00)
3130B5LA4	FEDERAL HOME LOAN BANKS	4.300	99.9927	03/17/2026	25,000,000.00	25,000,000.00	24,998,175.00	25,000,000.00	(1,825.00)
3130ALEH3	FEDERAL HOME LOAN BANKS	0.700	98.2331	03/16/2026	25,000,000.00	25,000,000.00	24,558,275.00	25,000,000.00	(441,725.00)
3130B5GL6	FEDERAL HOME LOAN BANKS	4.335	99.9775	03/06/2026	15,000,000.00	15,000,000.00	14,996,625.00	15,000,000.00	(3,375.00)
3130ALHH0	FEDERAL HOME LOAN BANKS	3.040	98.4525	03/05/2026	10,500,000.00	10,395,242.97	10,337,512.50	9,707,880.00	629,632.50
3130ALEY6	FEDERAL HOME LOAN BANKS	3.157	98.3807	03/04/2026	16,160,000.00	15,977,837.61	15,898,321.12	14,879,966.40	1,018,354.72
3130ALGR9	FEDERAL HOME LOAN BANKS	0.850	98.4762	02/26/2026	10,000,000.00	10,000,000.00	9,847,620.00	10,000,000.00	(152,380.00)
3130AL6K5	FEDERAL HOME LOAN BANKS	0.580	98.3598	02/25/2026	6,000,000.00	6,000,000.00	5,901,588.00	6,000,000.00	(98,412.00)
3130ALEM2	FEDERAL HOME LOAN BANKS	0.790	98.4560	02/25/2026	10,000,000.00	10,000,000.00	9,845,600.00	10,000,000.00	(154,400.00)
3130ALEM2	FEDERAL HOME LOAN BANKS	0.790	98.4560	02/25/2026	15,000,000.00	15,000,000.00	14,768,400.00	15,000,000.00	(231,600.00)
3130ALCV4	FEDERAL HOME LOAN BANKS	2.112	98.4455	02/24/2026	25,000,000.00	24,841,849.59	24,611,375.00	23,715,250.00	896,125.00
3130ALBX1	FEDERAL HOME LOAN BANKS	0.580	98.3748	02/23/2026	10,000,000.00	10,000,000.00	9,837,480.00	10,000,000.00	(162,520.00)
3130AL2G8	FEDERAL HOME LOAN BANKS	0.615	98.4280	02/18/2026	5,000,000.00	4,999,646.56	4,921,400.00	4,996,250.00	(74,850.00)
3130B6ZE9	FEDERAL HOME LOAN BANKS	4.324	99.9812	02/11/2026	50,000,000.00	50,000,000.00	49,990,600.00	50,000,000.00	(9,400.00)
3133ER2H3	FEDERAL FARM CREDIT BANKS FUNDING CORP	4.090	100.0174	02/03/2026	12,250,000.00	12,251,491.20	12,252,131.50	12,252,982.39	(850.89)
3130B4QU8	FEDERAL HOME LOAN BANKS	4.218	100.0067	01/23/2026	25,000,000.00	24,991,000.00	25,001,675.00	24,977,500.00	24,175.00
3134GXHL1	FEDERAL HOME LOAN MORTGAGE CORP	0.700	98.8913	12/30/2025	10,000,000.00	10,000,000.00	9,889,130.00	10,000,000.00	(110,870.00)
3133EMLR1	FEDERAL FARM CREDIT BANKS FUNDING CORP	0.506	98.8916	12/23/2025	12,430,000.00	12,429,762.98	12,292,225.88	12,426,271.00	(134,045.12)
3133ER5L1	FEDERAL FARM CREDIT BANKS FUNDING CORP	4.207	99.9795	11/28/2025	10,000,000.00	9,998,142.86	9,997,950.00	9,994,800.00	3,150.00
3135GA3Z2	FEDERAL NATIONAL MORTGAGE ASSOCIATION	0.600	99.1839	11/25/2025	15,000,000.00	15,000,000.00	14,877,585.00	15,000,000.00	(122,415.00)
3130B3TW3	FEDERAL HOME LOAN BANKS	4.218	100.0073	11/21/2025	3,250,000.00	3,250,206.28	3,250,237.25	3,250,845.00	(607.75)
3130B3S46	FEDERAL HOME LOAN BANKS	4.191	100.0278	11/19/2025	4,675,000.00	4,676,568.48	4,676,299.65	4,681,545.00	(5,245.35)
3135GA4P3	FEDERAL NATIONAL MORTGAGE ASSOCIATION	0.650	99.2624	11/18/2025	20,000,000.00	20,000,000.00	19,852,480.00	20,000,000.00	(147,520.00)
3135GA2Z3	FEDERAL NATIONAL MORTGAGE ASSOCIATION	0.560	99.2536	11/17/2025	5,000,000.00	5,000,000.00	4,962,680.00	5,000,000.00	(37,320.00)

3135GA2Z3	FEDERAL NATIONAL MORTGAGE ASSOCIATION	0.560	99.2536	11/17/2025	5,000,000.00	5,000,000.00	4,962,680.00	5,000,000.00	(37,320.00)
3135GA2Z3	FEDERAL NATIONAL MORTGAGE ASSOCIATION	0.560	99.2536	11/17/2025	10,000,000.00	10,000,000.00	9,925,360.00	10,000,000.00	(74,640.00)
3134GXBM5	FEDERAL HOME LOAN MORTGAGE CORP	0.600	99.3105	11/12/2025	5,000,000.00	5,000,000.00	4,965,525.00	5,000,000.00	(34,475.00)
3134GXBM5	FEDERAL HOME LOAN MORTGAGE CORP	0.600	99.3105	11/12/2025	5,000,000.00	5,000,000.00	4,965,525.00	5,000,000.00	(34,475.00)
3135G06G3	FEDERAL NATIONAL MORTGAGE ASSOCIATION	0.573	99.3417	11/07/2025	14,000,000.00	13,998,099.69	13,907,838.00	13,949,880.00	(42,042.00)
3135GA2N0	FEDERAL NATIONAL MORTGAGE ASSOCIATION	0.550	99.3803	11/04/2025	10,000,000.00	10,000,000.00	9,938,030.00	10,000,000.00	(61,970.00)
3135G06C2	FEDERAL NATIONAL MORTGAGE ASSOCIATION	0.600	99.4360	10/29/2025	10,000,000.00	10,000,000.00	9,943,600.00	10,000,000.00	(56,400.00)
3135G06C2	FEDERAL NATIONAL MORTGAGE ASSOCIATION	0.604	99.4360	10/29/2025	10,000,000.00	9,999,934.24	9,943,600.00	9,998,000.00	(54,400.00)
3136G46N8	FEDERAL NATIONAL MORTGAGE ASSOCIATION	0.600	99.4360	10/29/2025	5,000,000.00	5,000,000.00	4,971,800.00	5,000,000.00	(28,200.00)
3134GW3Z7	FEDERAL HOME LOAN MORTGAGE CORP	0.600	99.4459	10/28/2025	10,000,000.00	10,000,000.00	9,944,590.00	10,000,000.00	(55,410.00)
3134GW3Y0	FEDERAL HOME LOAN MORTGAGE CORP	0.550	99.4382	10/28/2025	10,000,000.00	10,000,000.00	9,943,820.00	10,000,000.00	(56,180.00)
3136G46S7	FEDERAL NATIONAL MORTGAGE ASSOCIATION	0.560	99.4398	10/28/2025	5,000,000.00	5,000,000.00	4,971,990.00	5,000,000.00	(28,010.00)
3136G45C3	FEDERAL NATIONAL MORTGAGE ASSOCIATION	0.540	99.4467	10/27/2025	10,000,000.00	10,000,000.00	9,944,670.00	10,000,000.00	(55,330.00)
3134GW3X2	FEDERAL HOME LOAN MORTGAGE CORP	0.625	99.4594	10/27/2025	10,000,000.00	10,000,000.00	9,945,940.00	10,000,000.00	(54,060.00)
3134GWZV1	FEDERAL HOME LOAN MORTGAGE CORP	1.238	99.5116	10/22/2025	15,000,000.00	14,987,534.23	14,926,740.00	14,667,187.50	259,552.50
3135G06A6	FEDERAL NATIONAL MORTGAGE ASSOCIATION	0.580	99.5219	10/20/2025	10,000,000.00	10,000,000.00	9,952,190.00	10,000,000.00	(47,810.00)
3135G06A6	FEDERAL NATIONAL MORTGAGE ASSOCIATION	0.587	99.5219	10/20/2025	10,000,000.00	9,999,901.32	9,952,190.00	9,996,500.00	(44,310.00)
3134GWTG1	FEDERAL HOME LOAN MORTGAGE CORP	0.600	99.7059	09/30/2025	5,000,000.00	5,000,000.00	4,985,295.00	5,000,000.00	(14,705.00)
3137EAEX3	FEDERAL HOME LOAN MORTGAGE CORP	0.497	99.7664	09/23/2025	10,000,000.00	9,999,208.00	9,976,640.00	9,941,100.00	35,540.00
3130B03E7	FEDERAL HOME LOAN BANKS	4.903	100.0034	09/19/2025	10,000,000.00	10,000,249.26	10,000,340.00	10,004,200.00	(3,860.00)
3134GWL38	FEDERAL HOME LOAN MORTGAGE CORP	0.540	99.8610	09/15/2025	10,000,000.00	10,000,000.00	9,986,100.00	10,000,000.00	(13,900.00)
3134GWL38	FEDERAL HOME LOAN MORTGAGE CORP	0.540	99.8610	09/15/2025	15,000,000.00	15,000,000.00	14,979,150.00	15,000,000.00	(20,850.00)
---	---	3.579	99.5935	06/30/2027	4,575,636,250.00	4,570,406,479.78	4,556,838,796.08	4,557,686,247.16	(847,451.08)

Agency
AGCY DISC

Cusip	Description	Yield	Market Price	Final Maturity	Par Value	Book Value	Market Value	Principal	Net Unrealized Gain/Loss
313385XG6	FEDERAL HOME LOAN BANKS	3.891	97.1957	05/26/2026	50,000,000.00	48,598,958.33	48,597,850.00	48,515,625.00	82,225.00
313385TA4	FEDERAL HOME LOAN BANKS	4.148	98.1831	02/13/2026	5,000,000.00	4,907,106.25	4,909,155.00	4,877,625.00	31,530.00
313313SW9	FEDERAL FARM CREDIT BANKS FUNDING CORP	3.939	98.2006	02/09/2026	15,000,000.00	14,742,595.83	14,730,090.00	14,516,775.00	213,315.00
313385SL1	FEDERAL HOME LOAN BANKS	4.201	98.3248	01/30/2026	20,000,000.00	19,655,750.00	19,664,960.00	19,444,250.00	220,710.00
313397SA0	FEDERAL HOME LOAN MORTGAGE CORP	4.298	98.4298	01/20/2026	25,000,000.00	24,587,881.95	24,607,450.00	24,461,076.39	146,373.61
313385RU2	FEDERAL HOME LOAN BANKS	4.219	98.4941	01/14/2026	20,000,000.00	19,690,227.78	19,698,820.00	19,477,683.33	221,136.67
313385RU2	FEDERAL HOME LOAN BANKS	4.129	98.4941	01/14/2026	50,000,000.00	49,240,791.67	49,247,050.00	48,908,291.67	338,758.33
313385RP3	FEDERAL HOME LOAN BANKS	4.192	98.5480	01/09/2026	50,000,000.00	49,257,500.00	49,274,000.00	48,931,250.00	342,750.00
313385RG3	FEDERAL HOME LOAN BANKS	4.011	98.6236	01/02/2026	50,000,000.00	49,328,125.00	49,311,800.00	48,640,125.00	671,675.00
313385RG3	FEDERAL HOME LOAN BANKS	4.230	98.6236	01/02/2026	50,000,000.00	49,290,798.61	49,311,800.00	48,865,277.78	446,522.22
---	---	4.115	98.3166	02/01/2026	335,000,000.00	329,299,735.42	329,352,975.00	326,637,979.17	2,714,995.83

Agency CMO
FNMA CMO

Cusip	Description	Yield	Market Price	Final Maturity	Par Value	Book Value	Market Value	Principal	Net Unrealized Gain/Loss
3136B2HA3	FNA 2018-M10 A2	5.208	98.3285	07/25/2028	9,467,500.98	9,161,571.54	9,309,255.11	9,000,043.15	309,211.96
3136AW7J0	FNA 2017-M8 A2	3.448	98.2129	05/25/2027	10,272,691.80	10,227,357.96	10,089,104.93	10,144,283.15	(55,178.22)
---	---	4.279	98.2675	12/13/2027	19,740,192.78	19,388,929.50	19,398,360.04	19,144,326.30	254,033.74

Agency MBS
FHLMC

Cusip	Description	Yield	Market Price	Final Maturity	Par Value	Book Value	Market Value	Principal	Net Unrealized Gain/Loss
3132XFX9	FH WN1594	4.201	99.4396	07/01/2030	25,000,000.00	24,754,320.85	24,859,902.25	24,752,929.69	106,972.56
3132XK2A4	FH WN5268	4.194	100.0492	06/01/2030	35,293,000.00	35,184,711.79	35,310,358.86	35,184,088.01	126,270.85
3132XKZ91	FH WN5267	4.195	100.0462	06/01/2030	28,034,000.00	27,946,895.50	28,046,962.08	27,946,393.75	100,568.33
3132XFXA1	FH WN1572	4.119	99.5284	05/01/2030	23,506,000.00	23,360,114.26	23,395,149.23	23,359,087.50	36,061.73
3132XFWN4	FH WN1552	4.315	100.5671	04/01/2030	17,369,000.00	17,267,693.76	17,467,491.61	17,263,157.66	204,333.95
3132XKZH3	FH WN5243	4.362	99.5197	04/01/2030	15,000,000.00	14,763,235.48	14,927,962.05	14,753,906.25	174,055.80
3132XKZH3	FH WN5243	4.206	99.5197	04/01/2030	5,548,000.00	5,494,572.72	5,521,355.56	5,494,253.75	27,101.81
3142FEDK3	FH WR1005	4.277	100.2090	04/01/2030	10,000,000.00	9,976,604.86	10,020,896.30	9,976,171.88	44,724.42
3132XFWR5	FH WN1555	4.114	100.1035	04/01/2030	16,156,000.00	16,139,081.68	16,172,722.11	16,138,960.47	33,761.64
3132XKZQ3	FH WN5250	4.130	99.0973	04/01/2030	50,000,000.00	49,468,650.43	49,548,644.00	49,464,843.75	83,800.25
3132XKZQ3	FH WN5250	4.130	99.0973	04/01/2030	50,000,000.00	49,468,650.43	49,548,644.00	49,464,843.75	83,800.25
3132XFWD6	FH WN1543	4.368	100.9860	03/01/2030	14,314,000.00	14,314,000.00	14,455,141.48	14,314,000.00	141,141.48
3132XKY84	FH WN5234	4.070	99.4355	03/01/2030	11,200,000.00	11,154,723.47	11,136,776.90	11,154,062.50	(17,285.60)
3132XKY35	FH WN5229	4.133	99.9138	02/01/2030	7,300,000.00	7,293,188.07	7,293,707.98	7,293,152.34	(1,444.36)
3132XKV38	FH WN5133	4.382	100.5996	11/01/2029	6,250,000.00	6,199,405.10	6,287,477.94	6,190,673.83	96,804.11
3132XFUU0	FH WN1494	4.669	99.8019	11/01/2029	11,000,000.00	10,718,760.26	10,978,204.16	10,679,453.13	298,751.03
3142FFGV3	FH WR2011	4.378	99.9897	11/01/2029	25,000,000.00	24,852,866.15	24,997,435.50	24,838,867.19	158,568.31
3142FFGV3	FH WR2011	4.218	99.9897	11/01/2029	15,000,000.00	15,000,000.00	14,998,461.30	15,000,000.00	(1,538.70)
3132XFJ58	FH WN1183	4.059	97.3776	10/01/2029	7,470,000.00	7,323,032.82	7,274,107.24	7,290,253.13	(16,145.89)
3132XFUA4	FH WN1476	4.332	100.0293	10/01/2029	25,000,000.00	24,789,603.94	25,007,315.75	24,777,343.75	229,972.00

3132XKV87	FH WN5138	4.719	99.4989	10/01/2029	15,000,000.00	14,598,492.34	14,924,838.60	14,541,210.94	383,627.66
3132XKV87	FH WN5138	4.239	99.4989	10/01/2029	23,833,000.00	23,592,795.39	23,713,578.56	23,584,429.26	129,149.30
3132XFRX8	FH WN1401	4.241	99.2931	09/01/2029	17,875,000.00	17,651,253.09	17,748,637.87	17,603,383.79	145,254.08
3132XFR91	FH WN1411	4.474	100.1901	09/01/2029	20,000,000.00	19,707,280.58	20,038,014.00	19,647,656.25	390,357.75
3132XFR91	FH WN1411	4.633	100.1901	09/01/2029	15,000,000.00	14,695,601.11	15,028,510.50	14,636,718.75	391,791.75
3132XFR91	FH WN1411	4.370	100.1901	09/01/2029	11,500,000.00	11,372,823.21	11,521,858.05	11,349,960.94	171,897.11
3132XKUQ8	FH WN5090	4.392	99.7073	09/01/2029	20,000,000.00	19,658,963.55	19,941,458.20	19,597,656.25	343,801.95
3132XKUQ8	FH WN5090	4.352	99.7073	09/01/2029	32,000,000.00	31,499,901.51	31,906,333.12	31,410,000.00	496,333.12
3132XKTE7	FH WN5048	4.513	99.4322	08/01/2029	11,495,000.00	11,282,617.17	11,429,732.19	11,266,896.09	162,836.10
3132XKSS7	FH WN5028	3.886	99.5212	07/01/2029	24,971,000.00	24,971,000.00	24,851,451.09	24,971,000.00	(119,548.91)
3132XKR25	FH WN5004	4.439	99.9377	06/01/2029	22,870,000.00	22,733,911.59	22,855,759.77	22,696,688.28	159,071.49
3132WW2J0	FH WA3276	4.668	101.8362	02/01/2029	14,643,789.08	14,616,511.87	14,912,676.58	14,607,179.62	305,496.96
3132XGZ8	FH WN2575	4.428	101.2124	02/01/2029	33,705,000.00	33,889,007.66	34,113,653.58	33,947,254.69	166,398.89
3132XGYU4	FH WN2522	4.779	101.2817	12/01/2028	10,000,000.00	9,921,170.80	10,128,174.10	9,884,375.00	243,799.10
3132XGX35	FH WN2497	4.611	101.2614	10/01/2028	28,340,000.00	28,242,032.46	28,697,478.49	28,187,229.69	510,248.80
3137FJYH6	FHMS K-W07 A2	5.264	98.9529	09/25/2028	16,627,402.00	15,920,992.73	16,453,289.82	15,471,927.46	981,362.36
3137FGZH1	FHMS K-W06 A2	5.290	99.0170	06/25/2028	25,000,000.00	24,118,531.64	24,754,254.50	23,507,812.50	1,246,442.00
3132XFLR7	FH WN1235	4.690	100.0505	01/01/2028	20,000,000.00	19,880,678.33	20,010,093.40	19,760,937.50	249,155.90
3132XFLR7	FH WN1235	4.333	100.0505	01/01/2028	10,000,000.00	9,976,312.87	10,005,046.70	9,953,125.00	51,921.70
3132XGRH1	FH WN2287	3.945	98.6455	11/01/2027	24,316,175.75	24,220,994.28	23,986,818.74	24,107,208.61	(120,389.87)
3132XGRH1	FH WN2287	4.073	98.6455	11/01/2027	24,316,175.75	24,185,038.92	23,986,818.74	24,045,468.33	(58,649.58)
3132XGQ74	FH WN2277	4.062	99.1580	11/01/2027	9,726,470.30	9,675,733.60	9,644,571.57	9,615,527.75	29,043.82
3137FBBX3	FHMS K-068 A2	4.548	98.6253	08/25/2027	9,525,000.00	9,300,495.60	9,394,058.68	9,120,187.50	273,871.18
3137F2LJ3	FHMS K-066 A2	3.111	98.4911	06/25/2027	11,095,000.00	11,091,224.05	10,927,589.32	11,084,598.44	(157,009.12)
3137BQXY1	FHMS K-064 A2	3.154	98.6135	03/25/2027	1,000,000.00	1,000,553.34	986,134.89	1,001,760.00	(15,625.11)
3137BXSX3	FHMS K-IR2 A2	4.545	98.3847	03/25/2027	15,000,000.00	14,698,848.20	14,757,708.15	14,389,453.20	368,254.95
3137BYLD0	FHMS K-L01 A2E	4.184	98.5901	02/25/2027	15,000,000.00	14,825,265.47	14,788,521.15	14,494,950.00	293,571.15
3137BTUM1	FHMS K-061 A2	4.501	99.0192	11/25/2026	8,629,238.79	8,523,213.21	8,544,600.28	8,272,764.94	271,835.35
3137BTUM1	FHMS K-061 A2	4.561	99.0192	11/25/2026	8,149,836.64	8,043,374.81	8,069,900.27	7,844,380.76	225,519.51
3132XDAU7	FH WA4418	4.107	97.3538	11/01/2026	14,054,191.87	13,704,462.23	13,682,289.98	13,560,648.18	121,641.81
3137FQXJ7	FHMS K-737 A2	4.358	98.3029	10/25/2026	2,035,000.00	1,995,257.36	2,000,463.49	1,986,748.23	13,715.26
3137FQXJ7	FHMS K-737 A2	4.358	98.3029	10/25/2026	50,000,000.00	49,023,522.60	49,151,437.00	48,814,453.13	336,983.87
3137FQXJ7	FHMS K-737 A2	4.358	98.3029	10/25/2026	50,000,000.00	49,023,522.60	49,151,437.00	48,814,453.13	336,983.87
3137FQXJ7	FHMS K-737 A2	4.358	98.3029	10/25/2026	50,000,000.00	49,023,522.60	49,151,437.00	48,814,453.13	336,983.87
3137BSRE5	FHMS K-059 A2	4.148	98.9209	09/25/2026	12,000,000.00	11,870,334.65	11,870,505.24	11,810,625.00	59,880.24
3137BSP72	FHMS K-058 A2	4.465	98.5461	08/25/2026	15,000,000.00	14,742,406.54	14,781,909.75	14,589,843.75	192,066.00
3137BSP72	FHMS K-058 A2	4.142	98.5461	08/25/2026	20,975,000.00	20,673,536.30	20,670,037.13	20,521,907.23	148,129.90
3137BSP72	FHMS K-058 A2	4.251	98.5461	08/25/2026	42,473,000.00	41,822,082.43	41,855,470.19	41,490,811.88	364,658.31
3137FQ3P6	FHMS K-C06 A2	4.291	98.4124	08/25/2026	10,908,783.96	10,733,400.95	10,735,591.42	10,716,175.84	19,415.58
3137BRQJ7	FHMS K-057 A2	4.657	98.6410	07/25/2026	13,809,850.20	13,589,779.95	13,622,180.55	13,183,551.91	438,628.64
3137FNWX4	FHMS K-736 A2	3.655	98.4410	07/25/2026	8,896,007.50	8,804,377.66	8,757,322.75	8,454,682.13	302,640.62
3137FNWX4	FHMS K-736 A2	4.170	98.4410	07/25/2026	42,825,380.11	42,212,262.53	42,157,751.70	41,858,463.53	299,288.17
3137BQYS0	FHMS K-056 A2	4.186	98.8279	05/25/2026	17,379,316.62	17,189,204.04	17,175,617.82	17,057,527.71	118,090.11
3137FMU67	FHMS K-735 A2	3.518	99.0460	05/25/2026	14,300,839.05	14,242,367.08	14,164,411.91	13,965,104.51	199,307.40
3137BPW21	FHMS K-055 A2	4.420	99.0658	03/25/2026	47,208,912.00	46,781,620.31	46,767,882.10	46,344,988.90	422,893.19
3137BPW21	FHMS K-055 A2	4.420	99.0658	03/25/2026	1,411,546.47	1,398,770.45	1,398,359.67	1,385,715.17	12,644.51
3137BPW21	FHMS K-055 A2	4.460	99.0658	03/25/2026	9,441,782.40	9,354,698.95	9,353,576.42	9,263,332.71	90,243.70
3137BP4K2	FHMS K-IR1 A2	4.641	98.8672	03/25/2026	22,370,000.00	22,153,125.61	22,116,583.69	21,817,740.62	298,843.07
3137BNGT5	FHMS K-054 A2	4.286	99.2631	01/25/2026	8,671,316.35	8,621,861.09	8,607,417.85	8,554,458.36	52,959.49
3137BM7C4	FHMS K-051 A2	4.877	99.6915	09/25/2025	2,552,561.34	2,552,345.69	2,544,685.44	2,491,638.89	53,046.56

--- --- 4.319 99.3186 06/18/2028 1,354,371,576.17 1,338,879,192.57 1,345,086,645.31 1,331,437,507.80 13,649,137.51

Agency MBS
FNMA

Cusip	Description	Yield	Market Price	Final Maturity	Par Value	Book Value	Market Value	Principal	Net Unrealized Gain/Loss
3140Q0CZ3	FN BZ4587	4.250	100.7147	08/01/2030	9,750,000.00	9,717,319.88	9,819,679.35	9,716,865.23	102,814.12
3140Q0AY8	FN BZ4522	4.192	100.2205	08/01/2030	20,933,850.00	20,889,123.82	20,980,018.56	20,888,874.93	91,143.63
3140NYUL3	FN BZ4186	4.200	100.3156	08/01/2030	10,601,000.00	10,592,763.80	10,634,456.44	10,592,717.97	41,738.47
3140NYN64	FN BZ4012	4.074	99.7393	07/01/2030	8,345,000.00	8,323,245.01	8,323,245.67	8,301,971.09	21,274.58
3140NYMU2	FN BZ3970	4.106	99.6798	05/01/2030	18,485,000.00	18,417,599.76	18,425,812.88	18,417,125.39	6,687.49
3140NYKT7	FN BZ3905	4.067	99.8873	05/01/2030	10,000,000.00	9,979,829.46	9,988,730.30	9,979,687.50	9,042.80
3140NXY72	FN BZ3433	4.213	100.5638	04/01/2030	12,855,000.00	12,855,000.00	12,927,481.25	12,855,000.00	72,481.25
3140NX7M9	FN BZ3599	4.344	100.2678	04/01/2030	35,880,000.00	35,540,726.44	35,976,083.41	35,514,192.21	461,891.20
3140NXWN9	FN BZ3352	4.382	101.4756	03/01/2030	41,362,000.00	41,310,322.63	41,972,330.64	41,305,450.37	666,880.27
3140NWVP7	FN BZ2421	1.440	101.5342	12/01/2029	31,354,000.00	31,354,000.00	31,835,022.41	31,354,000.00	481,022.41
3140NWVP7	FN BZ2421	4.498	101.5342	12/01/2029	20,000,000.00	19,904,594.98	20,306,833.20	19,889,062.50	417,770.70
3140NW2N4	FN BZ2580	4.589	101.5737	12/01/2029	30,144,000.00	29,908,677.54	30,618,364.67	29,870,820.00	747,544.67
3140NWPY5	FN BZ2238	4.376	101.2499	11/01/2029	9,870,000.00	9,870,000.00	9,993,365.72	9,842,240.63	151,125.09
3140NWHV0	FN BZ2043	4.334	98.9722	11/01/2029	20,000,000.00	19,586,226.13	19,794,447.40	19,566,406.25	228,041.15
3140NWG90	FN BZ2023	4.497	99.8663	10/01/2029	15,000,000.00	14,699,927.33	14,979,945.75	14,640,234.38	339,711.37

3140NWEX9	FN BZ1949	4.468	99.9087	10/01/2029	3,444,000.00	3,389,668.45	3,440,857.14	3,380,097.66	60,759.48
3140NWKR5	FN BZ2103	4.517	100.2852	10/01/2029	15,000,000.00	14,745,257.70	15,042,776.40	14,711,132.81	331,643.59
3140HVB60	FN BL3660	4.458	95.2676	08/01/2029	24,516,963.00	23,066,685.11	23,356,727.15	22,667,656.14	689,071.01
3140HUNU6	FN BL3102	4.474	95.0925	08/01/2029	21,900,915.25	20,550,783.45	20,826,137.91	20,173,651.66	652,486.25
3140HUNU6	FN BL3102	4.139	95.0925	08/01/2029	4,775,275.57	4,529,964.05	4,540,931.11	4,464,696.12	76,235.00
3140HUNU6	FN BL3102	4.396	95.0925	08/01/2029	24,353,817.76	22,907,037.07	23,158,665.35	22,513,011.61	645,653.75
3138L5YU8	FN AM5222	4.323	100.5023	07/01/2029	28,156,839.23	28,156,839.23	28,298,282.86	28,156,839.23	141,443.62
3140NVFJ1	FN BZ1068	4.555	102.1026	06/01/2029	10,000,000.00	10,000,000.00	10,210,258.80	10,000,000.00	210,258.80
3140NVFJ1	FN BZ1068	4.555	102.1026	06/01/2029	15,000,000.00	15,000,000.00	15,315,388.20	15,000,000.00	315,388.20
3140NVE37	FN BZ1053	4.596	102.1982	06/01/2029	15,770,000.00	15,770,000.00	16,116,659.45	15,770,000.00	346,659.45
3140NU4W6	FN BZ0836	4.606	102.2266	05/01/2029	16,365,000.00	16,365,000.00	16,729,378.02	16,365,000.00	364,378.02
3140NU6F1	FN BZ0869	4.623	102.2042	04/01/2029	32,230,000.00	32,200,630.70	32,940,399.80	32,189,712.50	750,687.30
3140NUPT0	FN BZ0433	4.580	100.8718	03/01/2029	25,000,000.00	24,723,514.46	25,217,958.75	24,609,375.00	608,583.75
3140NUPT0	FN BZ0433	4.612	100.8718	03/01/2029	25,681,000.00	25,362,752.66	25,904,895.95	25,236,598.32	668,297.63
3140NURK7	FN BZ0489	4.552	102.0193	02/01/2029	25,000,000.00	25,000,000.00	25,504,833.25	25,000,000.00	504,833.25
3140NURK7	FN BZ0489	4.636	102.0193	02/01/2029	16,000,000.00	15,957,436.39	16,323,093.28	15,942,500.00	380,593.28
3140NUNR6	FN BZ0399	4.670	102.0258	02/01/2029	15,000,000.00	14,956,165.65	15,303,869.70	14,936,718.75	367,150.95
3140LLKK6	FN BS9297	5.110	101.4101	10/01/2028	21,050,000.00	20,646,197.62	21,346,826.68	20,402,054.69	944,771.99
3140LLZT1	FN BS9753	5.092	103.1451	10/01/2028	20,000,000.00	19,966,671.30	20,629,010.20	19,946,875.00	682,135.20
3136B3XY1	FNA 2019-M1 A2	4.441	98.9228	09/25/2028	12,370,026.00	12,174,648.66	12,236,770.27	12,152,584.19	84,186.08
3140LLB83	FN BS9062	5.049	101.5319	09/01/2028	20,000,000.00	19,682,504.18	20,306,378.20	19,481,250.00	825,128.20
3140LLMH1	FN BS9359	5.051	102.4220	08/01/2028	15,874,000.00	15,768,962.62	16,258,473.36	15,699,758.05	558,715.31
3136BQDE6	FNA 2023-M6 A2	4.724	100.2148	07/25/2028	23,873,646.25	23,566,503.06	23,924,936.15	23,380,319.73	544,616.42
3140LKKW2	FN BS8408	4.658	101.2540	06/01/2028	12,003,000.00	11,922,668.83	12,153,514.38	11,878,750.20	274,764.18
3140LKYO0	FN BS8818	4.526	99.8268	06/01/2028	25,000,000.00	24,644,342.55	24,956,700.75	24,363,281.25	593,419.50
3140LKU84	FN BS8706	4.510	100.2778	06/01/2028	25,000,000.00	24,707,247.06	25,069,460.00	24,478,515.63	590,944.37
3140LKJP9	FN BS8369	4.649	99.8988	05/01/2028	16,850,000.00	16,732,440.13	16,832,944.60	16,657,804.69	175,139.91
3140LKJM6	FN BS8367	4.651	100.6580	05/01/2028	14,563,000.00	14,398,418.92	14,658,827.31	14,304,734.30	354,093.01
3140LKJC8	FN BS8358	4.074	100.3288	04/01/2028	24,459,000.00	24,459,000.00	24,539,417.28	24,459,000.00	80,417.28
3140LBU27	FN BS1500	4.591	93.0678	03/01/2028	29,612,500.00	27,246,365.77	27,559,690.13	26,109,896.48	1,449,793.65
3140LBU27	FN BS1500	3.741	93.0678	03/01/2028	20,000,000.00	18,764,057.57	18,613,551.80	18,286,718.75	326,833.05
3140LBP64	FN BS1344	4.165	93.0044	03/01/2028	20,000,000.00	18,594,587.62	18,600,877.40	18,017,968.75	582,908.65
3140LHSB7	FN BS6813	4.363	100.7968	02/01/2028	19,478,000.00	19,469,041.77	19,633,197.00	19,459,739.38	173,457.62
3140LJS23	FN BS7736	4.416	100.3331	02/01/2028	20,000,000.00	19,867,791.13	20,066,610.40	19,731,250.00	335,360.40
3140LJS23	FN BS7736	4.071	100.3331	02/01/2028	15,000,000.00	15,000,000.00	15,049,957.80	15,000,000.00	49,957.80
3140LJS23	FN BS7736	4.078	100.3331	02/01/2028	10,000,000.00	10,000,000.00	10,033,305.20	10,000,000.00	33,305.20
3140LHVX5	FN BS6929	4.280	100.3697	11/01/2027	31,100,000.00	31,054,482.19	31,214,974.83	30,996,738.28	218,236.55
3140LH4A5	FN BS7116	4.363	99.7415	11/01/2027	20,210,000.00	20,210,000.00	20,157,752.30	20,210,000.00	(52,247.70)
3136BML55	FNA 2022-M11 A2	4.554	97.8341	10/25/2027	20,795,006.10	20,369,448.77	20,344,616.84	19,812,650.01	531,966.82
3138LKZ34	FN AN7061	6.197	97.2775	10/01/2027	12,800,000.00	12,355,356.01	12,451,518.21	12,028,000.00	423,518.21
3136AY6X6	FNA 2017-M15 A2	4.609	97.9230	09/25/2027	12,931,457.59	12,687,699.33	12,662,876.78	12,408,642.74	254,234.04
3138LHUZ5	FN AN5099	3.076	98.4212	04/01/2027	23,172,633.50	23,165,243.13	22,806,773.07	23,150,909.14	(344,136.07)
3140HV2G8	FN BL4374	4.291	97.5236	10/01/2026	21,300,000.00	20,763,442.08	20,772,532.55	19,947,117.19	825,415.36
3136AS4R4	FNA 2016-M7 A2	4.574	98.5881	09/25/2026	14,125,111.82	13,919,473.60	13,925,679.93	13,820,856.91	104,823.02
3138LEVL2	FN AN2418	5.290	97.8747	09/01/2026	15,000,000.00	14,632,047.69	14,681,206.95	14,354,328.92	326,878.03
3138LETC5	FN AN2346	4.438	98.3075	08/01/2026	8,227,628.50	8,100,252.73	8,088,375.39	8,046,042.21	42,333.19
3138LENE7	FN AN2188	3.543	98.3948	07/01/2026	9,602,274.80	9,564,473.70	9,448,139.85	9,417,731.08	30,408.78
3138LD5W9	FN AN1760	4.176	98.5509	06/01/2026	15,000,000.00	14,920,823.63	14,782,631.55	14,582,812.50	199,819.05
3136AR5S3	FNA 2016-M5 A2	4.816	98.8391	04/25/2026	12,375,753.08	12,239,288.68	12,232,086.18	12,151,925.96	80,160.22
3140HSZG9	FN BL1642	4.103	99.3503	03/01/2026	9,421,999.70	9,377,910.97	9,360,784.03	9,335,508.69	25,275.34
3138LCW35	FN AN0665	5.458	99.2739	02/01/2026	14,377,646.03	14,262,054.30	14,273,256.26	13,879,482.99	393,773.28
3140HSW31	FN BL1565	3.958	99.3884	02/01/2026	9,000,000.00	8,962,696.62	8,944,953.75	8,928,281.25	16,672.50
3138LCH81	FN AN0254	3.738	99.3842	12/01/2025	7,062,830.83	7,052,951.40	7,019,341.31	6,929,299.18	90,042.12
3138LCHR9	FEDERAL NATIONAL MORTGAGE ASSOCIATION	2.939	99.3842	12/01/2025	13,504,456.35	13,503,540.78	13,421,302.39	13,491,795.92	(70,493.53)
3140JAVC9	FN BM6010	4.860	99.6985	09/01/2025	1,056,548.62	1,056,478.28	1,053,363.59	1,026,833.19	26,530.40
---	---	4.370	99.7195	09/26/2028	1,248,970,179.96	1,231,395,833.50	1,244,919,545.44	1,222,181,095.49	22,738,449.95

CD

CD	Cusip	Description	Yield	Market Price	Final Maturity	Par Value	Book Value	Market Value	Principal	Net Unrealized Gain/Loss
	78015JEG8	Royal Bank of Canada New York Branch	4.310	100.0000	03/19/2026	25,000,000.00	25,000,000.00	25,000,000.00	25,000,000.00	0.00
	78015JKY2	Royal Bank of Canada New York Branch	4.180	100.0000	02/09/2026	50,000,000.00	50,000,000.00	50,000,000.00	50,000,000.00	0.00
	78015JLG0	Royal Bank of Canada New York Branch	4.190	100.0000	01/30/2026	50,000,000.00	50,000,000.00	50,000,000.00	50,000,000.00	0.00
	78015JLG0	Royal Bank of Canada New York Branch	4.190	100.0000	01/30/2026	25,000,000.00	25,000,000.00	25,000,000.00	25,000,000.00	0.00
	78015JEQ6	Royal Bank of Canada New York Branch	4.310	100.0000	01/21/2026	25,000,000.00	25,000,000.00	25,000,000.00	25,000,000.00	0.00
	78015JEC7	Royal Bank of Canada New York Branch	4.270	100.0000	01/16/2026	25,000,000.00	25,000,000.00	25,000,000.00	25,000,000.00	0.00
	78015JKL0	Royal Bank of Canada New York Branch	4.230	100.0000	01/15/2026	50,000,000.00	50,000,000.00	50,000,000.00	50,000,000.00	0.00
	78015JNG8	Royal Bank of Canada New York Branch	4.180	100.0000	01/06/2026	50,000,000.00	50,000,000.00	50,000,000.00	50,000,000.00	0.00
	78015JNG8	Royal Bank of Canada New York Branch	4.180	100.0000	01/06/2026	50,000,000.00	50,000,000.00	50,000,000.00	50,000,000.00	0.00
	78015JNG8	Royal Bank of Canada New York Branch	4.180	100.0000	01/06/2026	50,000,000.00	50,000,000.00	50,000,000.00	50,000,000.00	0.00

06051WVS0	Bank of America, National Association	4.430	100.0000	12/04/2025	50,000,000.00	50,000,000.00	50,000,000.00	50,000,000.00	0.00
21684X3P9	Coöperatieve Rabobank U.A., New York Branch	4.400	100.0000	12/01/2025	50,000,000.00	50,000,000.00	50,000,000.00	50,000,000.00	0.00
86959TQT6	Svenska Handels AB Publ - New York Branch	4.270	100.0000	11/20/2025	50,000,000.00	50,000,000.00	50,000,000.00	50,000,000.00	0.00
21684X2S4	Coöperatieve Rabobank U.A., New York Branch	4.300	100.0000	11/19/2025	25,000,000.00	25,000,000.00	25,000,000.00	25,000,000.00	0.00
86959TLZ7	Svenska Handels AB Publ - New York Branch	4.360	100.0000	11/18/2025	50,000,000.00	50,000,000.00	50,000,000.00	50,000,000.00	0.00
06418NFU1	Bank of Nova Scotia, Houston Branch	4.440	100.0000	11/10/2025	50,000,000.00	50,000,000.00	50,000,000.00	50,000,000.00	0.00
06053RCD3	Bank of America, National Association	4.510	100.0000	11/10/2025	50,000,000.00	50,000,000.00	50,000,000.00	50,000,000.00	0.00
06053RCD3	Bank of America, National Association	4.510	100.0000	11/10/2025	50,000,000.00	50,000,000.00	50,000,000.00	50,000,000.00	0.00
86959TLU8	Svenska Handels AB Publ - New York Branch	4.280	100.0000	10/31/2025	50,000,000.00	50,000,000.00	50,000,000.00	50,000,000.00	0.00
86959TMC7	Svenska Handels AB Publ - New York Branch	4.370	100.0000	10/31/2025	50,000,000.00	50,000,000.00	50,000,000.00	50,000,000.00	0.00
86959TQB5	Svenska Handels AB Publ - New York Branch	4.350	100.0000	10/24/2025	50,000,000.00	50,000,000.00	50,000,000.00	50,000,000.00	0.00
06051WUQ5	Bank of America, National Association	4.400	100.0000	10/08/2025	50,000,000.00	50,000,000.00	50,000,000.00	50,000,000.00	0.00
86959TPQ3	Svenska Handels AB Publ - New York Branch	4.375	100.0000	09/25/2025	50,000,000.00	50,000,000.00	50,000,000.00	50,000,000.00	0.00
86959TPP5	Svenska Handels AB Publ - New York Branch	4.380	100.0000	09/24/2025	50,000,000.00	50,000,000.00	50,000,000.00	50,000,000.00	0.00
86959TMB9	Svenska Handels AB Publ - New York Branch	4.400	100.0000	09/19/2025	50,000,000.00	50,000,000.00	50,000,000.00	50,000,000.00	0.00
78015JB48	Royal Bank of Canada New York Branch	4.490	100.0000	09/18/2025	40,000,000.00	40,000,000.00	40,000,000.00	40,000,000.00	0.00
06418NEY4	Bank of Nova Scotia, Houston Branch	4.430	100.0000	09/09/2025	25,000,000.00	25,000,000.00	25,000,000.00	25,000,000.00	0.00
86959TPB6	Svenska Handels AB Publ - New York Branch	4.400	100.0000	09/02/2025	50,000,000.00	50,000,000.00	50,000,000.00	50,000,000.00	0.00
---	---	4.335	100.0000	11/22/2025	1,240,000,000.00	1,240,000,000.00	1,240,000,000.00	1,240,000,000.00	0.00

CP

CP	Cusip	Description	Yield	Market Price	Final Maturity	Par Value	Book Value	Market Value	Principal	Net Unrealized Gain/Loss
	7426M3E88	Private Export Funding Corporation	4.091	97.2320	05/08/2026	50,000,000.00	48,616,013.89	48,616,013.89	48,516,763.89	99,250.00
	7426M3DH9	Private Export Funding Corporation	4.218	97.3869	04/17/2026	25,000,000.00	24,346,736.11	24,346,736.11	24,238,805.56	107,930.55
	7426M5CX0	Private Export Funding Corporation	4.063	97.6570	03/31/2026	50,000,000.00	48,828,500.00	48,828,500.00	48,735,000.00	93,500.00
	7426M3AW9	Private Export Funding Corporation	4.226	98.2065	01/30/2026	25,000,000.00	24,564,375.00	24,551,625.00	24,256,875.00	294,750.00
	7426M3AW9	Private Export Funding Corporation	4.339	98.2065	01/30/2026	25,000,000.00	24,551,625.00	24,551,625.00	24,314,250.00	237,375.00
	7426M5AV6	Private Export Funding Corporation	4.235	98.2562	01/29/2026	25,000,000.00	24,564,055.55	24,564,055.55	24,377,631.94	186,423.61
	7426M3AU3	Private Export Funding Corporation	4.305	98.2425	01/28/2026	25,000,000.00	24,560,631.95	24,560,631.95	24,330,763.89	229,868.06
	7426M3AM1	Private Export Funding Corporation	4.190	98.3720	01/21/2026	50,000,000.00	49,186,000.00	49,186,000.00	48,564,194.44	621,805.56
	7426M5AL8	Private Export Funding Corporation	4.278	98.3356	01/20/2026	25,000,000.00	24,583,909.72	24,583,909.72	24,487,888.89	96,020.83
	63763QA80	National Securities Clearing Corporation	4.143	98.5153	01/08/2026	50,000,000.00	49,257,666.67	49,257,666.67	49,240,666.67	17,000.00
	63763QA72	National Securities Clearing Corporation	4.352	98.4581	01/07/2026	50,000,000.00	49,229,027.78	49,229,027.78	49,057,041.67	171,986.11
	7426M2ZW4	Private Export Funding Corporation	4.224	98.6072	12/30/2025	25,000,000.00	24,651,791.67	24,651,791.67	24,326,416.67	325,375.00
	46651VGU4	J.P. Morgan Securities LLC	4.361	100.0000	12/23/2025	50,000,000.00	50,000,000.00	50,000,000.00	50,000,000.00	0.00
	78015CZ88	Royal Bank of Canada New York Branch	4.394	98.8056	12/08/2025	50,000,000.00	49,402,777.78	49,402,777.78	48,925,000.00	477,777.78
	78015MBY5	Royal Bank of Canada New York Branch	4.450	100.0000	12/08/2025	50,000,000.00	50,000,000.00	50,000,000.00	50,000,000.00	0.00
	7426M2YU9	Private Export Funding Corporation	4.230	98.9550	11/28/2025	20,000,000.00	19,791,000.00	19,791,000.00	19,763,133.33	27,866.67
	63763PYL7	National Securities Clearing Corporation	4.201	99.0524	11/20/2025	50,000,000.00	49,526,222.23	49,526,222.23	49,514,666.67	11,555.56
	63763PYL7	National Securities Clearing Corporation	4.201	99.0524	11/20/2025	10,000,000.00	9,905,244.44	9,905,244.44	9,902,933.33	2,311.12
	63763PYD5	National Securities Clearing Corporation	4.363	99.1021	11/13/2025	25,000,000.00	24,775,520.83	24,775,520.83	24,697,701.39	77,819.44
	63763PYA1	National Securities Clearing Corporation	4.251	99.1580	11/10/2025	25,000,000.00	24,789,500.00	24,789,500.00	24,760,263.89	29,236.11
	63763PY78	National Securities Clearing Corporation	4.238	99.1950	11/07/2025	15,000,000.00	14,879,250.00	14,879,250.00	14,865,250.00	14,000.00
	7426M2XX4	Private Export Funding Corporation	4.283	99.2818	10/31/2025	25,000,000.00	24,820,458.33	24,820,458.33	24,339,750.00	480,708.33
	7426M2XX4	Private Export Funding Corporation	4.282	99.2818	10/31/2025	25,000,000.00	24,820,458.33	24,820,458.33	24,345,541.67	474,916.66
	63763PXW4	National Securities Clearing Corporation	4.347	99.2714	10/30/2025	23,300,000.00	23,130,233.61	23,130,233.61	23,049,525.00	80,708.61
	7426M2XV8	Private Export Funding Corporation	4.278	99.3050	10/29/2025	25,000,000.00	24,826,250.00	24,826,250.00	24,368,708.33	457,541.67
	03785DXV3	Apple Inc.	4.373	99.2833	10/29/2025	50,000,000.00	49,641,666.67	49,641,666.67	49,163,888.89	477,777.78
	77119LXV6	Roche Holdings, Inc.	4.228	99.3017	10/29/2025	30,000,000.00	29,790,500.00	29,790,500.00	29,731,141.67	59,358.33
	7426M2XQ9	Private Export Funding Corporation	4.319	99.3522	10/24/2025	25,000,000.00	24,838,055.56	24,838,055.56	24,540,666.67	297,388.89
	63763PXE4	National Securities Clearing Corporation	4.331	99.4663	10/14/2025	25,000,000.00	24,865,625.00	24,866,562.50	24,820,833.33	45,729.17
	63763PXE4	National Securities Clearing Corporation	4.331	99.4663	10/14/2025	50,000,000.00	49,731,250.00	49,733,125.00	49,641,666.67	91,458.33
	63763PXE4	National Securities Clearing Corporation	4.297	99.4663	10/14/2025	25,000,000.00	24,866,562.50	24,866,562.50	24,842,840.28	23,722.22
	7426M2XA4	Private Export Funding Corporation	4.323	99.5160	10/10/2025	50,000,000.00	49,757,986.11	49,757,986.11	49,150,000.00	607,986.11
	24422LXA6	John Deere Capital Corporation	4.286	99.5148	10/10/2025	25,000,000.00	24,878,708.33	24,878,708.33	24,849,125.00	29,583.33
	77119LWW5	Roche Holdings, Inc.	4.368	99.6280	09/30/2025	50,000,000.00	49,814,000.00	49,814,000.00	49,448,000.00	366,000.00
	03785DWH5	Apple Inc.	4.277	99.7895	09/17/2025	40,000,000.00	39,915,800.00	39,915,800.00	39,373,177.78	542,622.22
	82619TWG8	Siemens Capital Company LLC	4.328	99.7965	09/16/2025	50,000,000.00	49,898,236.11	49,898,236.11	49,796,472.22	101,763.89
	82619TWG8	Siemens Capital Company LLC	4.328	99.7965	09/16/2025	50,000,000.00	49,898,236.11	49,898,236.11	49,796,472.22	101,763.89
	46590DWC0	J.P. Morgan Securities LLC	4.482	99.8426	09/12/2025	50,000,000.00	49,921,277.78	49,921,277.78	48,371,055.56	1,550,222.22
	82619TWC7	Siemens Capital Company LLC	4.315	99.8447	09/12/2025	29,550,000.00	29,504,115.42	29,504,115.42	29,444,112.50	60,002.92
	63763PWA3	National Securities Clearing Corporation	4.388	99.8674	09/10/2025	23,000,000.00	22,969,499.44	22,969,499.44	22,747,677.22	221,822.22
	77119LW39	Roche Holdings, Inc.	4.354	99.9520	09/03/2025	50,000,000.00	49,976,000.00	49,976,000.00	49,610,000.00	366,000.00
	22533TW28	Credit Agricole Corporate And Investment Bank, New	4.302	99.9642	09/02/2025	50,000,000.00	49,982,083.33	49,982,083.33	49,976,111.11	5,972.22
	22533TW28	Credit Agricole Corporate And Investment Bank, New	4.302	99.9642	09/02/2025	50,000,000.00	49,982,083.33	49,982,083.33	49,976,111.11	5,972.22
	22533TW28	Credit Agricole Corporate And Investment Bank, New	4.302	99.9642	09/02/2025	50,000,000.00	49,982,083.33	49,982,083.33	49,976,111.11	5,972.22
	---	---	4.296	99.2100	11/13/2025	1,640,850,000.00	1,627,803,101.26	1,627,793,163.77	1,618,210,346.68	9,582,817.09

Corporate
CORP

Cusip	Description	Yield	Market Price	Final Maturity	Par Value	Book Value	Market Value	Principal	Net Unrealized Gain/Loss
037833EC0	APPLE INC	3.934	94.1588	02/08/2028	10,000,000.00	9,381,870.77	9,415,880.00	9,122,700.00	293,180.00
037833EC0	APPLE INC	3.693	94.1588	02/08/2028	5,000,000.00	4,716,175.20	4,707,940.00	4,609,900.00	98,040.00
037833EC0	APPLE INC	4.235	94.1588	02/08/2028	50,000,000.00	46,551,524.62	47,079,400.00	45,917,500.00	1,161,900.00
037833DK3	APPLE INC	4.252	98.3949	11/13/2027	11,148,000.00	10,861,868.00	10,969,063.45	10,755,590.40	213,473.05
037833DK3	APPLE INC	4.070	98.3949	11/13/2027	8,275,000.00	8,091,567.80	8,142,177.98	8,057,615.75	84,562.23
037833DB3	APPLE INC	4.444	98.4172	09/12/2027	4,296,000.00	4,171,290.81	4,228,002.91	4,104,656.16	123,346.75
037833DB3	APPLE INC	3.620	98.4172	09/12/2027	25,000,000.00	24,655,574.26	24,604,300.00	24,497,500.00	106,800.00
037833DB3	APPLE INC	3.618	98.4172	09/12/2027	10,000,000.00	9,862,517.38	9,841,720.00	9,800,900.00	40,820.00
037833DB3	APPLE INC	4.322	98.4172	09/12/2027	8,635,000.00	8,401,933.55	8,498,325.22	8,308,769.70	189,555.52
931142EX7	WALMART INC	4.404	100.2619	09/09/2027	20,000,000.00	19,829,330.99	20,052,380.00	19,738,000.00	314,380.00
931142EX7	WALMART INC	4.326	100.2619	09/09/2027	3,770,000.00	3,743,307.47	3,779,873.63	3,729,095.50	50,778.13
594918CQ5	MICROSOFT CORP	3.994	99.5867	06/15/2027	6,441,000.00	6,376,613.15	6,414,379.35	6,339,103.38	75,275.97
594918CQ5	MICROSOFT CORP	3.718	99.5867	06/15/2027	5,000,000.00	4,973,003.87	4,979,335.00	4,958,350.00	20,985.00
037833CR9	APPLE INC	3.677	98.9578	05/11/2027	20,000,000.00	19,846,503.43	19,791,560.00	19,761,200.00	30,360.00
037833CR9	APPLE INC	3.647	98.9578	05/11/2027	10,411,000.00	10,336,120.17	10,302,496.56	10,295,958.45	6,538.11
931142CH4	WALMART INC	3.581	103.1086	04/05/2027	3,351,000.00	3,467,419.72	3,455,169.19	3,536,712.42	(81,543.23)
771196BV3	ROCHE HOLDINGS INC	4.559	97.6559	03/10/2027	5,000,000.00	4,839,986.96	4,882,795.00	4,726,800.00	155,995.00
771196BV3	ROCHE HOLDINGS INC	4.326	97.6559	03/10/2027	25,000,000.00	24,280,297.37	24,413,975.00	23,772,500.00	641,475.00
771196BV3	ROCHE HOLDINGS INC	4.213	97.6559	03/10/2027	20,000,000.00	19,455,377.78	19,531,180.00	19,084,800.00	446,380.00
771196BV3	ROCHE HOLDINGS INC	4.128	97.6559	03/10/2027	5,710,000.00	5,561,281.36	5,576,151.89	5,461,957.60	114,194.29
771196BV3	ROCHE HOLDINGS INC	3.870	97.6559	03/10/2027	6,000,000.00	5,864,995.31	5,859,354.00	5,785,980.00	73,374.00
037833CJ7	APPLE INC	4.528	99.3113	02/09/2027	4,700,000.00	4,626,215.19	4,667,631.10	4,537,897.00	129,734.10
037833CJ7	APPLE INC	4.797	99.3113	02/09/2027	5,000,000.00	4,902,811.36	4,965,565.00	4,824,950.00	140,615.00
037833CJ7	APPLE INC	3.970	99.3113	02/09/2027	5,000,000.00	4,957,718.98	4,965,565.00	4,927,850.00	37,715.00
037833CJ7	APPLE INC	4.004	99.3113	02/09/2027	10,000,000.00	9,910,861.18	9,931,130.00	9,847,890.00	83,240.00
037833CJ7	APPLE INC	3.748	99.3113	02/09/2027	10,000,000.00	9,945,346.32	9,931,130.00	9,908,600.00	22,530.00
771196BL5	ROCHE HOLDINGS INC	4.335	97.9056	01/28/2027	3,000,000.00	2,922,784.96	2,937,168.00	2,837,190.00	99,978.00
771196BL5	ROCHE HOLDINGS INC	4.325	97.9056	01/28/2027	3,000,000.00	2,923,183.35	2,937,168.00	2,838,030.00	99,138.00
771196BL5	ROCHE HOLDINGS INC	4.903	97.9056	01/28/2027	5,000,000.00	4,834,209.09	4,895,280.00	4,696,050.00	199,230.00
771196BL5	ROCHE HOLDINGS INC	3.876	97.9056	01/28/2027	24,000,000.00	23,517,540.00	23,497,344.00	23,192,160.00	305,184.00
771196BL5	ROCHE HOLDINGS INC	3.865	97.9056	01/28/2027	10,000,000.00	9,800,424.13	9,790,560.00	9,666,600.00	123,960.00
594918CG7	MICROSOFT CORP	4.560	99.4076	09/15/2026	14,108,000.00	13,949,133.34	14,024,424.21	13,685,606.48	338,817.73
037833DN7	APPLE INC	5.003	98.1822	09/11/2026	10,557,000.00	10,256,691.74	10,365,094.85	9,891,064.44	474,030.41
037833DN7	APPLE INC	4.211	98.1822	09/11/2026	15,000,000.00	14,679,654.14	14,727,330.00	14,538,600.00	188,730.00
594918BR4	MICROSOFT CORP	4.070	98.5185	08/08/2026	20,000,000.00	19,701,310.10	19,703,700.00	19,370,400.00	333,300.00
594918BR4	MICROSOFT CORP	4.510	98.5185	08/08/2026	11,846,000.00	11,624,172.44	11,670,501.51	11,367,421.60	303,079.91
037833BZ2	APPLE INC	4.875	98.5608	08/04/2026	34,000,000.00	33,281,129.99	33,510,672.00	32,335,360.00	1,175,312.00
037833BZ2	APPLE INC	5.028	98.5608	08/04/2026	16,000,000.00	15,641,075.10	15,769,728.00	15,169,920.00	599,808.00
037833BY5	APPLE INC	4.398	99.5338	02/23/2026	5,000,000.00	4,973,170.53	4,976,690.00	4,928,000.00	48,690.00
037833BY5	APPLE INC	4.412	99.5338	02/23/2026	10,000,000.00	9,946,877.51	9,953,380.00	9,763,800.00	189,580.00
037833BY5	APPLE INC	4.381	99.5338	02/23/2026	15,000,000.00	14,920,738.00	14,930,070.00	14,785,500.00	144,570.00
037833BY5	APPLE INC	4.411	99.5338	02/23/2026	436,000.00	433,684.84	433,967.37	425,706.04	8,261.33
037833BY5	APPLE INC	4.276	99.5338	02/23/2026	7,691,000.00	7,653,876.69	7,655,144.56	7,611,090.51	44,054.05
771196BJ0	ROCHE HOLDINGS INC	4.882	99.7527	11/10/2025	3,300,000.00	3,288,386.14	3,291,839.10	3,200,637.00	91,202.10
931142EW9	WALMART INC	4.019	99.9864	09/09/2025	1,984,000.00	1,983,936.67	1,983,730.18	1,981,758.08	1,972.10
931142EW9	WALMART INC	4.044	99.9864	09/09/2025	50,000,000.00	49,998,055.56	49,993,200.00	49,933,500.00	59,700.00
---	---	4.207	98.3066	01/13/2027	557,659,000.00	545,941,547.29	548,033,472.04	538,631,170.51	9,402,301.53

MM Fund
MMFUND

Cusip	Description	Yield	Market Price	Final Maturity	Par Value	Book Value	Market Value	Principal	Net Unrealized Gain/Loss
949921126	ALLSPRING:GOVT MM SEL	4.230	1.0000	08/29/2025	1,000,000.00	1,000,000.00	1,000,000.00	1,000,000.00	0.00
949921126	ALLSPRING:GOVT MM SEL	4.230	1.0000	08/29/2025	110,000,000.00	110,000,000.00	110,000,000.00	110,000,000.00	0.00
608919718	FEDERATED HRMS GV O PRMR	4.210	1.0000	08/29/2025	1,000,000.00	1,000,000.00	1,000,000.00	1,000,000.00	0.00
608919718	FEDERATED HRMS GV O PRMR	4.210	1.0000	08/29/2025	100,000,000.00	100,000,000.00	100,000,000.00	100,000,000.00	0.00
31607A703	FIDELITY IMM:GOVT INSTL	4.240	1.0000	08/29/2025	9,000,000.00	9,000,000.00	9,000,000.00	9,000,000.00	0.00
31607A703	FIDELITY IMM:GOVT INSTL	4.240	1.0000	08/29/2025	15,000,000.00	15,000,000.00	15,000,000.00	15,000,000.00	0.00
69347S	PNC BANK DEPOSIT	4.330	1.0000	08/29/2025	100,000,000.00	100,000,000.00	100,000,000.00	100,000,000.00	0.00
69347S	PNC BANK DEPOSIT	4.330	1.0000	08/29/2025	35,000,000.00	35,000,000.00	35,000,000.00	35,000,000.00	0.00
69347S	PNC BANK DEPOSIT	4.330	1.0000	08/29/2025	150,000,000.00	150,000,000.00	150,000,000.00	150,000,000.00	0.00
69347S	PNC BANK DEPOSIT	4.330	1.0000	08/29/2025	200,000,000.00	200,000,000.00	200,000,000.00	200,000,000.00	0.00
4812CA538	JPMORGAN:US GVT MM EMPWR	4.180	1.0000	08/29/2025	1,000,000.00	1,000,000.00	1,000,000.00	1,000,000.00	0.00
---	---	4.295	1.0000	08/29/2025	722,000,000.00	722,000,000.00	722,000,000.00	722,000,000.00	0.00

Muni

MUNI										
Cusip	Description	Yield	Market Price	Final Maturity	Par Value	Book Value	Market Value	Principal	Net Unrealized Gain/Loss	
60412AR54	MINNESOTA ST	4.051	100.4940	08/01/2028	1,250,000.00	1,250,000.00	1,256,175.47	1,250,000.00	6,175.47	
419792M29	HAWAII ST	4.513	102.3373	10/01/2027	5,000,000.00	5,046,398.19	5,116,863.45	5,084,150.00	32,713.45	
13063D3N6	CALIFORNIA STATE	4.847	101.4293	03/01/2027	9,300,000.00	9,300,000.00	9,432,927.58	9,300,000.00	132,927.58	
13063DRD2	CALIFORNIA STATE	4.259	98.0441	10/01/2026	5,500,000.00	5,391,949.39	5,392,424.74	5,336,155.00	56,269.74	
13063EBN5	CALIFORNIA STATE	5.096	101.5027	09/01/2026	30,000,000.00	30,114,041.22	30,450,818.28	30,269,100.00	181,718.28	
93974EYC4	WASHINGTON STATE	3.370	99.5372	08/01/2026	20,825,000.00	20,825,000.00	20,728,614.52	20,825,000.00	(96,385.48)	
13063DMA3	CALIFORNIA STATE	4.011	99.0999	04/01/2026	13,500,000.00	13,395,219.85	13,378,491.97	13,335,975.00	42,516.97	
419792A89	HAWAII ST	1.033	99.8746	10/01/2025	12,775,000.00	12,793,776.61	12,758,977.71	13,625,815.00	(866,837.29)	
419792D45	HAWAII ST	1.033	99.7283	10/01/2025	3,660,000.00	3,660,000.00	3,650,056.34	3,660,000.00	(9,943.66)	
--	--	3.834	100.3549	07/29/2026	101,810,000.00	101,776,385.27	102,165,350.06	102,686,195.00	(520,844.94)	

Mutual Fund

Open-End Fund									
Cusip	Description	Yield	Market Price	Final Maturity	Par Value	Book Value	Market Value	Principal	Net Unrealized Gain/Loss
CLTRSF	CALTRUST	4.200	1.0086	---	93,213,169.12	94,017,200.84	94,017,200.84	94,017,200.84	(0.00)
CLTRSF	CALTRUST	4.200	1.0086	---	93,213,169.12	94,017,200.84	94,017,200.84	94,017,200.84	(0.00)

Non-US Gov

SUPRANATIONAL									
Cusip	Description	Yield	Market Price	Final Maturity	Par Value	Book Value	Market Value	Principal	Net Unrealized Gain/Loss
459058KD4	INTERNATIONAL BANK FOR RECONSTRUCTION AND DEVELOPM	4.630	99.9182	11/22/2028	10,000,000.00	10,000,000.00	9,991,820.00	10,000,000.00	(8,180.00)
459058LG6	INTERNATIONAL BANK FOR RECONSTRUCTION AND DEVELOPM	5.590	100.0831	05/15/2028	10,000,000.00	10,012,272.26	10,008,310.00	10,017,000.00	(8,690.00)
459058LG6	INTERNATIONAL BANK FOR RECONSTRUCTION AND DEVELOPM	5.584	100.0831	05/15/2028	10,000,000.00	10,011,711.84	10,008,310.00	10,016,200.00	(7,890.00)
459058LG6	INTERNATIONAL BANK FOR RECONSTRUCTION AND DEVELOPM	5.601	100.0831	05/15/2028	10,000,000.00	10,010,283.85	10,008,310.00	10,014,100.00	(5,790.00)
459058LG6	INTERNATIONAL BANK FOR RECONSTRUCTION AND DEVELOPM	5.096	100.0831	05/15/2028	5,000,000.00	5,004,468.37	5,004,155.00	5,006,000.00	(1,845.00)
459058LG6	INTERNATIONAL BANK FOR RECONSTRUCTION AND DEVELOPM	4.919	100.0831	05/15/2028	10,000,000.00	10,005,221.92	10,008,310.00	10,006,600.00	1,710.00
45950VTK2	INTERNATIONAL FINANCE CORP	4.841	101.5179	03/23/2027	15,000,000.00	15,000,000.00	15,227,691.75	15,000,000.00	227,691.75
45950VSW7	INTERNATIONAL FINANCE CORP	4.430	100.8290	02/22/2027	50,000,000.00	50,000,000.00	50,414,500.00	50,000,000.00	414,500.00
45950VRX6	INTERNATIONAL FINANCE CORP	4.077	100.2091	02/01/2027	25,000,000.00	24,975,024.19	25,052,275.00	24,930,500.00	121,775.00
45950VSY3	INTERNATIONAL FINANCE CORPORATION	4.644	100.1075	02/26/2026	25,000,000.00	25,000,000.00	25,026,871.75	25,000,000.00	26,871.75
459058JJ3	INTERNATIONAL BANK FOR RECONSTRUCTION AND DEVELOPM	4.750	100.0125	09/18/2025	25,000,000.00	25,002,315.41	25,003,125.00	25,034,000.00	(30,875.00)
459058JJ3	INTERNATIONAL BANK FOR RECONSTRUCTION AND DEVELOPM	4.607	100.0125	09/18/2025	25,000,000.00	25,002,549.63	25,003,125.00	25,036,500.00	(33,375.00)
--	--	4.704	100.3440	01/14/2027	220,000,000.00	220,023,847.48	220,756,803.50	220,060,900.00	695,903.50

US Gov

T-BILL									
Cusip	Description	Yield	Market Price	Final Maturity	Par Value	Book Value	Market Value	Principal	Net Unrealized Gain/Loss
912797QN0	UNITED STATES TREASURY	4.094	97.3612	05/14/2026	50,000,000.00	48,595,245.19	48,680,611.00	48,338,344.50	342,266.50
912797PV3	UNITED STATES TREASURY	4.135	97.9073	03/19/2026	10,000,000.00	9,779,123.34	9,790,725.00	9,600,004.45	190,720.55
912797PM3	UNITED STATES TREASURY	3.899	98.1749	02/19/2026	25,000,000.00	24,549,479.16	24,543,715.25	24,177,083.33	366,631.92
912797PM3	UNITED STATES TREASURY	3.988	98.1749	02/19/2026	35,000,000.00	34,355,251.82	34,361,201.35	33,826,036.56	535,164.79
912797PM3	UNITED STATES TREASURY	4.048	98.1749	02/19/2026	50,000,000.00	49,065,079.17	49,087,430.50	48,319,304.17	768,126.33
912797PM3	UNITED STATES TREASURY	4.018	98.1749	02/19/2026	15,000,000.00	14,721,542.08	14,726,229.15	14,502,638.75	223,590.40
912797PD3	UNITED STATES TREASURY	4.008	98.4597	01/22/2026	15,000,000.00	14,766,737.29	14,768,954.10	14,546,344.25	222,609.85
912797RH2	UNITED STATES TREASURY	4.298	98.6080	01/08/2026	50,000,000.00	49,244,930.40	49,304,000.00	48,950,972.00	353,028.00
912797RA7	UNITED STATES TREASURY	4.240	98.6529	01/02/2026	50,000,000.00	49,289,062.50	49,326,458.50	48,959,187.50	367,271.00
912797RA7	UNITED STATES TREASURY	4.287	98.6529	01/02/2026	25,000,000.00	24,640,625.00	24,663,229.25	24,473,875.00	189,354.25
912797NU7	UNITED STATES TREASURY	4.257	98.7190	12/26/2025	50,000,000.00	49,326,252.71	49,359,514.00	48,949,411.00	410,103.00
912797MH7	UNITED STATES TREASURY	4.177	99.9765	09/04/2025	25,000,000.00	24,986,084.73	24,994,132.00	24,101,073.06	893,058.94
912797QM2	UNITED STATES TREASURY	4.292	99.9883	09/02/2025	50,000,000.00	49,982,604.17	49,994,153.00	49,309,965.28	684,187.72
--	UNITED STATES TREASURY	4.160	98.5837	01/11/2026	450,000,000.00	443,302,017.55	443,600,353.10	438,054,239.85	5,546,113.25

US Gov

US GOV									
Cusip	Description	Yield	Market Price	Final Maturity	Par Value	Book Value	Market Value	Principal	Net Unrealized Gain/Loss
91282CKX8	UNITED STATES TREASURY	4.045	102.1875	06/30/2029	25,000,000.00	25,179,212.42	25,546,875.00	25,189,453.13	357,421.87
91282CKT7	UNITED STATES TREASURY	3.980	103.0234	05/31/2029	20,000,000.00	20,357,258.89	20,604,687.40	20,381,250.00	223,437.40
91282CJF9	UNITED STATES TREASURY	4.010	103.7813	10/31/2028	10,000,000.00	10,252,893.34	10,378,125.00	10,282,812.50	95,312.50
91282CCY5	UNITED STATES TREASURY	3.548	93.2188	09/30/2028	7,000,000.00	6,541,023.27	6,525,312.50	6,405,000.00	120,312.50
912810FB9	UNITED STATES TREASURY	4.003	105.0586	11/15/2027	15,000,000.00	15,631,854.40	15,758,789.10	16,425,000.00	(666,210.90)

91282CFH9	UNITED STATES TREASURY	3.269	99.0430	08/31/2027	5,000,000.00	4,986,786.03	4,952,148.45	4,966,992.19	(14,843.74)
912810FA1	UNITED STATES TREASURY	3.247	104.9219	08/15/2027	15,000,000.00	15,842,052.34	15,738,281.25	17,133,984.38	(1,395,703.13)
912810FA1	UNITED STATES TREASURY	3.483	104.9219	08/15/2027	15,000,000.00	15,773,936.58	15,738,281.25	16,957,031.25	(1,218,750.00)
91282CEW7	UNITED STATES TREASURY	3.109	99.2930	06/30/2027	15,000,000.00	15,035,595.46	14,893,945.35	15,094,335.94	(200,390.59)
91282CEW7	UNITED STATES TREASURY	3.213	99.2930	06/30/2027	15,000,000.00	15,009,301.51	14,893,945.35	15,024,609.38	(130,664.03)
91282ZS2	UNITED STATES TREASURY	2.845	94.7031	05/31/2027	20,000,000.00	19,240,236.09	18,940,625.00	17,828,906.25	1,111,718.75
91282CEF4	UNITED STATES TREASURY	2.502	98.1641	03/31/2027	25,000,000.00	24,999,381.76	24,541,015.50	24,998,046.88	(457,031.38)
91282CEF4	UNITED STATES TREASURY	2.503	98.1641	03/31/2027	25,000,000.00	24,998,763.52	24,541,015.50	24,996,093.75	(455,078.25)
912810EZ7	UNITED STATES TREASURY	3.048	104.1445	02/15/2027	15,000,000.00	15,726,921.44	15,621,679.65	17,248,828.13	(1,627,148.48)
912810EY0	UNITED STATES TREASURY	4.205	103.2148	11/15/2026	25,000,000.00	25,631,303.27	25,803,711.00	27,136,718.75	(1,333,007.75)
91282CDG3	UNITED STATES TREASURY	2.884	96.9375	10/31/2026	10,000,000.00	9,808,611.93	9,693,750.00	9,258,203.13	435,546.87
91282CCZ2	UNITED STATES TREASURY	0.982	96.8789	09/30/2026	20,000,000.00	19,977,409.70	19,375,781.20	19,895,833.60	(520,052.40)
91282CCZ2	UNITED STATES TREASURY	2.540	96.8789	09/30/2026	15,000,000.00	14,745,682.47	14,531,835.90	13,943,554.69	588,281.21
91282CCW9	UNITED STATES TREASURY	0.832	96.9688	08/31/2026	25,000,000.00	24,980,039.62	24,242,187.50	24,900,416.25	(658,228.75)
91282CCW9	UNITED STATES TREASURY	0.902	96.9688	08/31/2026	25,000,000.00	24,962,909.05	24,242,187.50	24,817,382.81	(575,195.31)
91282CLH2	UNITED STATES TREASURY	3.947	99.8789	08/31/2026	50,000,000.00	49,903,449.68	49,939,453.00	49,898,437.50	41,015.50
912828Y95	UNITED STATES TREASURY	3.911	98.1992	07/31/2026	50,000,000.00	49,091,047.81	49,099,609.50	49,044,921.88	54,687.62
91282CCJ8	UNITED STATES TREASURY	0.882	97.5352	06/30/2026	20,000,000.00	19,998,861.76	19,507,031.20	19,993,166.80	(486,135.60)
91282CCJ8	UNITED STATES TREASURY	0.906	97.5352	06/30/2026	35,000,000.00	34,991,118.15	34,137,304.60	34,946,679.69	(809,375.09)
91282CKY6	UNITED STATES TREASURY	4.101	100.5469	06/30/2026	50,000,000.00	50,211,584.95	50,273,437.50	50,251,953.13	21,484.37
912828R36	UNITED STATES TREASURY	4.147	98.3984	05/15/2026	50,000,000.00	49,132,918.08	49,199,218.50	48,880,859.38	318,359.12
912828R36	UNITED STATES TREASURY	4.056	98.3984	05/15/2026	25,000,000.00	24,581,137.86	24,599,609.25	24,485,351.56	114,257.69
91282CHB0	UNITED STATES TREASURY	4.172	99.7734	05/15/2026	50,000,000.00	49,811,220.97	49,886,718.50	49,751,953.13	134,765.37
91282CBW0	UNITED STATES TREASURY	4.063	97.8945	04/30/2026	50,000,000.00	48,924,322.84	48,947,265.50	48,654,296.88	292,968.62
91282CBW0	UNITED STATES TREASURY	4.063	97.8945	04/30/2026	50,000,000.00	48,924,322.84	48,947,265.50	48,654,296.88	292,968.62
91282CBW0	UNITED STATES TREASURY	4.055	97.8945	04/30/2026	50,000,000.00	48,926,628.47	48,947,265.50	48,666,015.63	281,249.87
91282CBT7	UNITED STATES TREASURY	0.715	98.1641	03/31/2026	25,000,000.00	25,005,021.31	24,541,015.50	25,039,062.50	(498,047.00)
91282CKH3	UNITED STATES TREASURY	4.125	100.2656	03/31/2026	10,000,000.00	10,021,138.09	10,026,562.50	10,036,718.75	(10,156.25)
91282CKH3	UNITED STATES TREASURY	4.107	100.2656	03/31/2026	10,000,000.00	10,022,142.77	10,026,562.50	10,038,671.88	(12,109.38)
91282CBQ3	UNITED STATES TREASURY	0.591	98.2734	02/28/2026	20,000,000.00	19,991,070.13	19,654,687.40	19,910,508.60	(255,821.20)
91282CKB6	UNITED STATES TREASURY	4.212	100.2656	02/28/2026	50,000,000.00	50,099,763.71	50,132,812.50	50,201,171.87	(68,359.37)
91282CKB6	UNITED STATES TREASURY	4.212	100.2656	02/28/2026	5,000,000.00	5,009,976.37	5,013,281.25	5,020,117.19	(6,835.94)
912828P46	UNITED STATES TREASURY	0.799	98.9063	02/15/2026	10,000,000.00	10,037,412.57	9,890,625.00	10,401,560.00	(510,935.00)
912828P46	UNITED STATES TREASURY	0.670	98.9063	02/15/2026	10,000,000.00	10,043,417.78	9,890,625.00	10,466,015.63	(575,390.63)
912828P46	UNITED STATES TREASURY	4.307	98.9063	02/15/2026	50,000,000.00	49,398,361.76	49,453,125.00	48,714,843.75	738,281.25
91282CGL9	UNITED STATES TREASURY	4.282	99.9414	02/15/2026	50,000,000.00	49,936,660.67	49,970,703.00	49,861,328.10	109,374.90
91282CGL9	UNITED STATES TREASURY	4.062	99.9414	02/15/2026	15,000,000.00	14,995,439.71	14,991,210.90	14,991,796.88	(585.98)
91282CBH3	UNITED STATES TREASURY	0.593	98.4727	01/31/2026	10,000,000.00	9,990,952.81	9,847,265.60	9,894,140.63	(46,875.03)
91282CBH3	UNITED STATES TREASURY	2.447	98.4727	01/31/2026	15,000,000.00	14,875,719.75	14,770,898.40	13,862,109.38	908,789.02
91282CBH3	UNITED STATES TREASURY	0.586	98.4727	01/31/2026	10,000,000.00	9,991,244.17	9,847,265.60	9,897,265.63	(50,000.03)
91282CJV4	UNITED STATES TREASURY	4.277	100.0352	01/31/2026	50,000,000.00	49,993,897.19	50,017,578.00	49,986,328.13	31,249.87
91282CJV4	UNITED STATES TREASURY	4.277	100.0352	01/31/2026	20,000,000.00	19,997,558.88	20,007,031.20	19,994,531.25	12,499.95
91282CGE5	UNITED STATES TREASURY	4.028	99.8945	01/15/2026	15,000,000.00	14,991,235.52	14,984,179.65	14,981,835.94	2,343.71
91282CBC4	UNITED STATES TREASURY	0.700	98.7695	12/31/2025	25,000,000.00	24,973,088.91	24,692,382.75	24,652,343.75	40,039.00
91282CBC4	UNITED STATES TREASURY	4.127	98.7695	12/31/2025	50,000,000.00	49,385,522.96	49,384,765.50	48,531,250.00	853,515.50
91282CBC4	UNITED STATES TREASURY	4.127	98.7695	12/31/2025	50,000,000.00	49,385,522.96	49,384,765.50	48,531,250.00	853,515.50
91282CBC4	UNITED STATES TREASURY	4.298	98.7695	12/31/2025	25,000,000.00	24,678,509.88	24,692,382.75	24,555,664.06	136,718.69
91282CJL6	UNITED STATES TREASURY	4.409	100.1406	11/30/2025	25,000,000.00	25,028,346.43	25,035,156.25	25,115,234.38	(80,078.13)
91282CFW6	UNITED STATES TREASURY	4.339	100.0313	11/15/2025	10,000,000.00	10,003,278.27	10,003,125.00	10,015,625.00	(12,500.00)
91282CFW6	UNITED STATES TREASURY	4.353	100.0313	11/15/2025	15,000,000.00	15,004,475.43	15,004,687.50	15,021,679.69	(16,992.19)
9128285J5	UNITED STATES TREASURY	4.254	99.7773	10/31/2025	25,000,000.00	24,948,000.92	24,944,336.00	24,857,421.88	86,914.12
91282CJE2	UNITED STATES TREASURY	4.330	100.1016	10/31/2025	50,000,000.00	50,055,072.77	50,050,781.00	50,324,218.75	(273,437.75)
91282CJE2	UNITED STATES TREASURY	4.192	100.1016	10/31/2025	50,000,000.00	50,066,282.89	50,050,781.00	50,406,250.00	(355,469.00)
91282CJE2	UNITED STATES TREASURY	4.343	100.1016	10/31/2025	50,000,000.00	50,053,969.36	50,050,781.00	50,312,500.00	(261,719.00)
91282CJE2	UNITED STATES TREASURY	4.402	100.1016	10/31/2025	25,000,000.00	25,024,527.49	25,025,390.50	25,139,648.44	(114,257.94)
91282CFP1	UNITED STATES TREASURY	4.202	99.9922	10/15/2025	25,000,000.00	25,001,476.88	24,998,046.75	25,011,718.75	(13,672.00)
91282CFP1	UNITED STATES TREASURY	4.177	99.9922	10/15/2025	25,000,000.00	25,002,221.41	24,998,046.75	25,017,578.13	(19,531.38)
91282CFP1	UNITED STATES TREASURY	4.299	99.9922	10/15/2025	5,000,000.00	4,999,691.96	4,999,609.35	4,997,656.25	1,953.10
91282CAM3	UNITED STATES TREASURY	3.950	99.6719	09/30/2025	25,000,000.00	24,923,755.79	24,917,968.75	24,070,312.50	847,656.25
91282CAM3	UNITED STATES TREASURY	0.815	99.6719	09/30/2025	25,000,000.00	24,988,230.45	24,917,968.75	24,445,312.50	472,656.25
91282CAM3	UNITED STATES TREASURY	0.950	99.6719	09/30/2025	25,000,000.00	24,985,451.12	24,917,968.75	24,323,242.19	594,726.56
91282CJB8	UNITED STATES TREASURY	4.352	100.0352	09/30/2025	50,000,000.00	50,026,477.69	50,017,578.00	50,279,296.88	(261,718.88)
---	UNITED STATES TREASURY	3.488	99.4153	05/26/2026	1,782,000,000.00	1,777,112,703.23	1,771,200,308.80	1,775,018,594.73	(3,818,285.93)

Summary										
Cusip	Description	Yield	Market Price	Final Maturity	Par Value	Book Value	Market Value	Principal	Net Unrealized Gain/Loss	
---	---	3.968	93.8117	01/10/2027	14,341,250,368.03	14,261,346,973.69	14,265,162,973.98	14,205,765,803.53	59,397,170.45	