

**SUBMITTAL TO THE BOARD OF SUPERVISORS
COUNTY OF RIVERSIDE, STATE OF CALIFORNIA**



ITEM: 2.10
(ID # 29605)

MEETING DATE:
Tuesday, January 13, 2026

FROM : TREASURER-TAX COLLECTOR

SUBJECT: TREASURER-TAX COLLECTOR: Receive and File the Treasurer's Monthly Disclosure Report on Investments dated November 2025, All Districts. [\$0]

RECOMMENDED MOTION: That the Board of Supervisors:


1. Receives and files the 'Monthly Disclosure Report on Investments' dated November 2025.

ACTION:Consent

MINUTES OF THE BOARD OF SUPERVISORS

On motion of Supervisor Medina, seconded by Supervisor Gutierrez and duly carried by unanimous vote, IT WAS ORDERED that the above matter is received and filed as recommended.

Ayes: Medina, Spiegel, Washington, Perez, and Gutierrez
Nays: None
Absent: None
Date: January 13, 2026
xc: Treasurer

Kimberly A. Rector
Clerk of the Board
By: 
Deputy

**SUBMITTAL TO THE BOARD OF SUPERVISORS COUNTY OF RIVERSIDE,
STATE OF CALIFORNIA**

| FINANCIAL DATA | Current Fiscal Year: | Next Fiscal Year: | Total Cost: | Ongoing Cost |
|----------------------------|-----------------------------|--------------------------|---------------------------|---------------------|
| COST | \$ 0 | \$ 0 | \$ 0 | \$ 0 |
| NET COUNTY COST | \$ 0 | \$ 0 | \$ 0 | \$ 0 |
| SOURCE OF FUNDS: NA | | | Budget Adjustment: | No |
| | | | For Fiscal Year: | 2025-2026 |

C.E.O. RECOMMENDATION: Approve

BACKGROUND:

Summary

The County Treasurer -Tax Collector is submitting the above noted report to the County Board of Supervisors in keeping with Section 53607 of the California Government Code, which requires a quarterly report on the status of investments. The practice has been to provide the Board with a monthly report. The report gives various statistics on the portfolio as to overall composition, liquidity, credit quality on the various securities and provides several trends on earnings performance, average weighted maturity, and the portfolio's 'paper loss or gain'.



County of Riverside

TREASURER-TAX COLLECTOR'S
POOLED INVESTMENT FUND
NOVEMBER 2025 REPORT

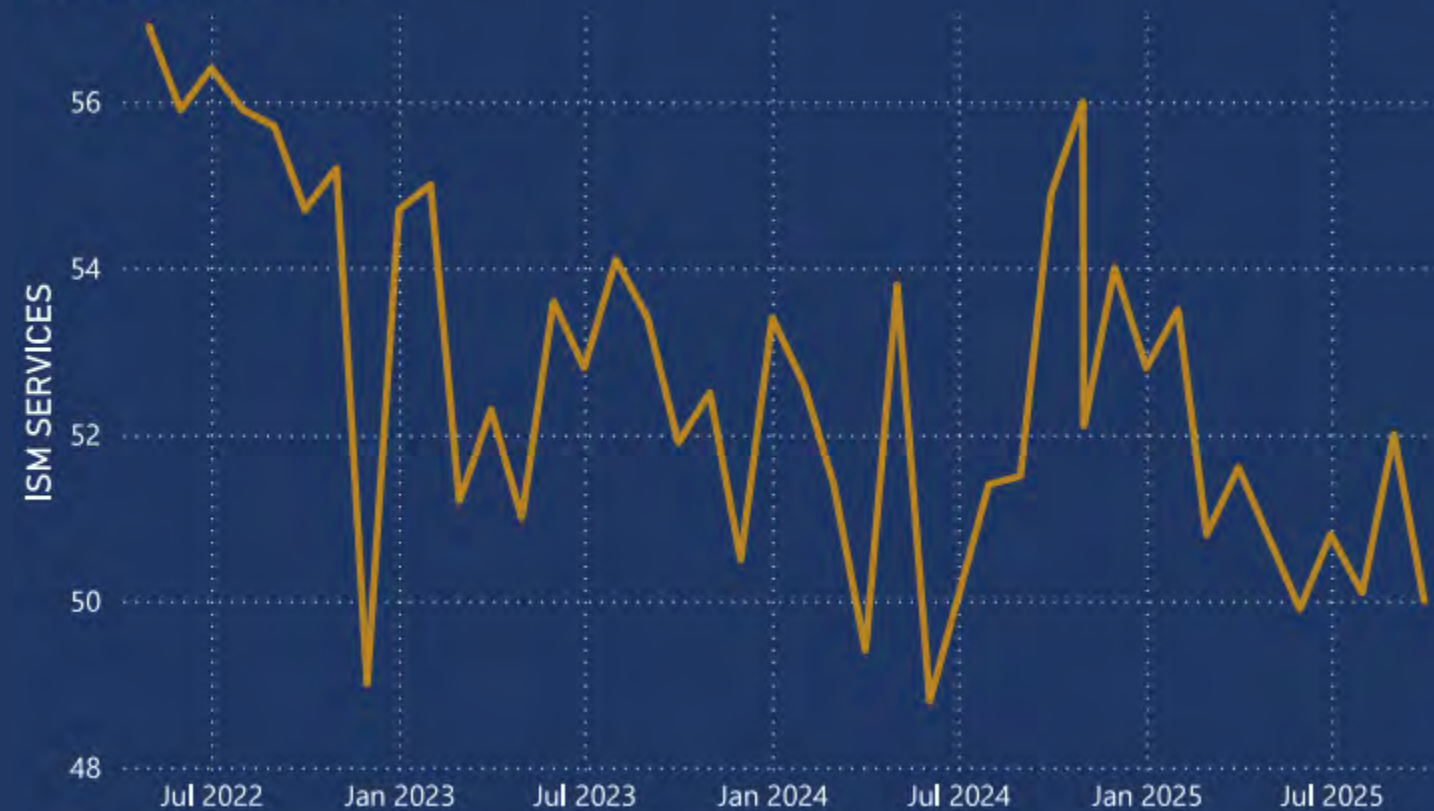


U.S. Government Shutdown Ends

The recent U.S. federal government shutdown ended on November 12, 2025, after six long weeks that left us without the most closely watched economic data from key government statistical agencies. Once the backlog of releases began to clear, the picture that emerged was an economy that had mostly muddled along with no sharp downturn and no real acceleration. The labor market eased a bit, and inflation barely budged, holding near 3% as it has for most of 2025.

In November, the Fed delivered its third straight interest-rate cut, lowering the federal funds rate to a 3.50%–3.75% range in a 9–3 vote, while keeping its outlook for 2026 unchanged at just one cut next year. What made the month notable was how quickly expectations shifted leading up to the meeting. Through much of the month, the odds of a December cut were basically a coin flip. By November 20, markets had become even more doubtful a cut was coming, pricing only a 34.9% chance of a cut. Labor market softness led Fed officials to express concerns, driving market expectations to shoot to the 90–100% range we typically see when a move is all but locked in. Interest rate levels determine the earnings investors like the Treasurer’s Pooled Investment Fund can generate.

Services Index (ISM)



The bond market recalibrated its view of the Fed’s path ahead with many now expecting just one or two 25-basis-point cuts next year. But the stubbornness of the 10-year Treasury yield highlights the difficulty the Fed has in making a difference in long-term rates. Even as the Fed Funds Rate moved lower, the 10-year held near 4.15%. That matters because the 10-year drives mortgage rates. While the Fed’s cuts have helped consumer borrowers, especially in areas like auto loans, mortgage rates haven’t budged much. Here in Riverside County, the median time to sell a home is longer than average and prices remain within the range registered since the Fed easing began in September of 2024.

Riverside County Median Home Price



Across markets, the month’s moves were modest but directionally consistent with the broader narrative. In intermediate bonds, the 2-year Treasury yield slipped from 3.57% to 3.50%, while the 5-year eased from 3.69% to 3.60%. Equities were little changed, with the Dow Jones Industrial Average inching from 47,500 to 47,700 by month-end.



INVESTMENT RESULTS

Objective

The Fund seeks to safeguard the principal of the funds under the Treasurer's control, meet the liquidity needs of the depositors, and to maximize a return on the funds within the given parameters. The Fund invests exclusively in high-quality, short-term securities maturing within 5 years. The Fund is comprised of contributions from the county, schools, special districts, and other discretionary depositors throughout the County of Riverside. The Fund is in full compliance with the Treasurer-Tax Collector Statement of Policy and California Government Code.

\$ 15.04bn
Market Value

\$ 14.95bn
Principal

\$ 86.79M
Unrealized Gain/Loss

0.58
Unrealized Gain/Loss %

3.89
YTM %

1.46
WAM (Yrs)

Rated AA Af/S1 by Fitch Ratings, one of the nation's most trusted bond credit rating services.

Historical Fund Size



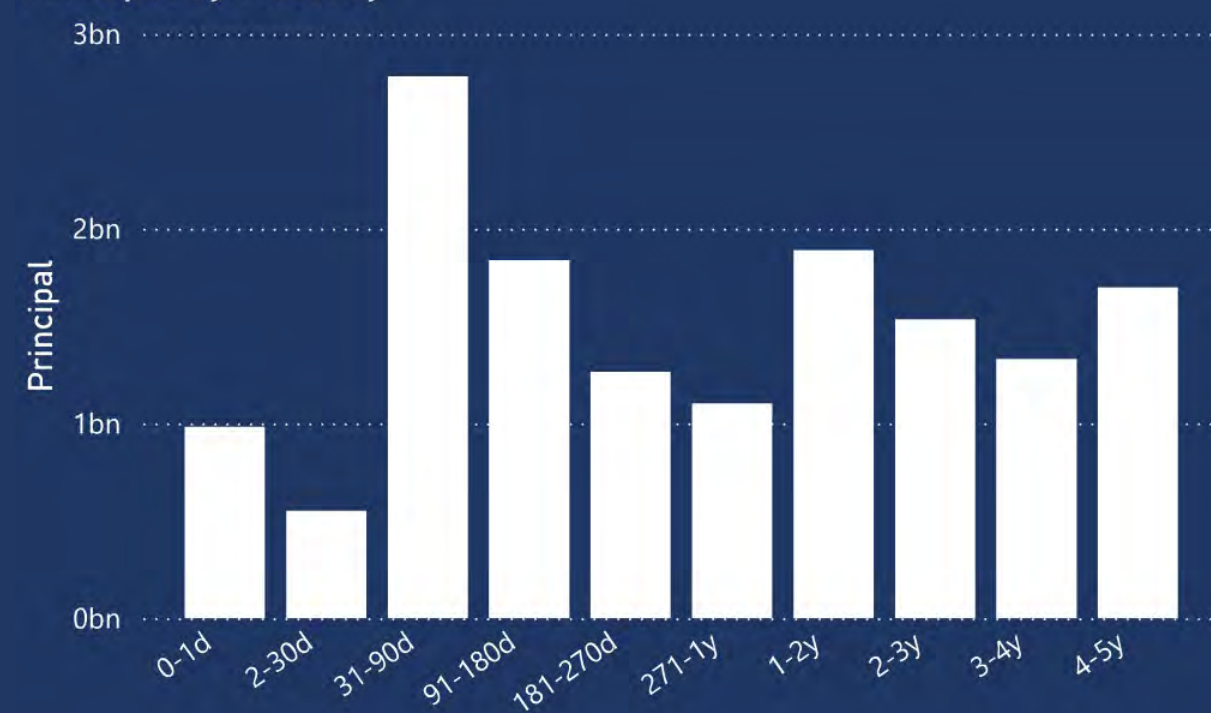
Purchase Yield vs TIMMI Index





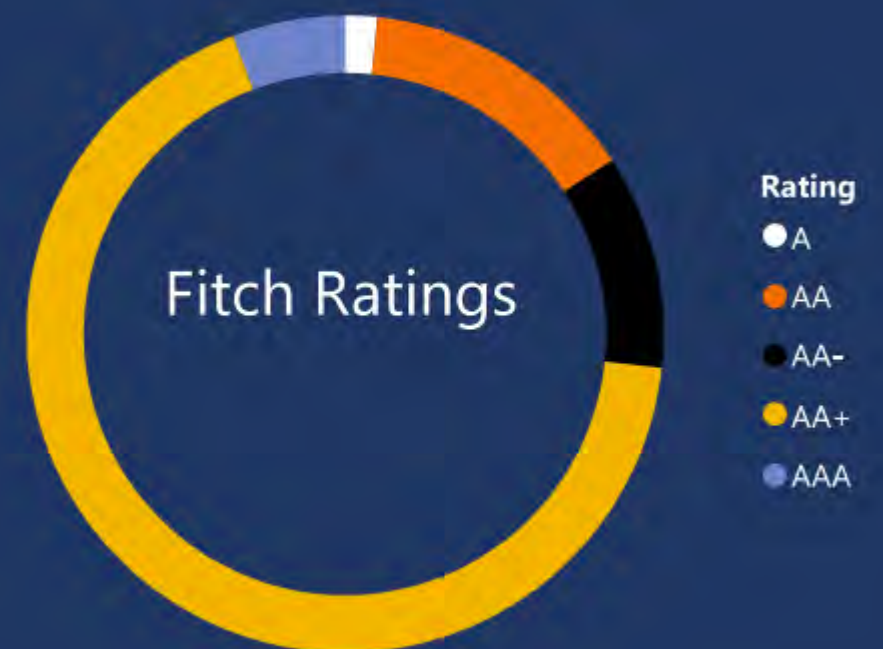
| | |
|---|------------------|
| Federal Home Loan Banks | 2,502,562,368.39 |
| Federal Home Loan Mortgage Corporation | 2,213,667,870.03 |
| Federal National Mortgage Association | 1,765,304,705.87 |
| United States | 1,613,416,824.21 |
| Federal Farm Credit Banks Funding Corporat... | 1,551,144,103.39 |
| Royal Bank of Canada New York Branch | 548,925,000.00 |
| Private Export Funding Corporation | 540,784,612.50 |
| National Securities Clearing Corporation | 515,483,988.89 |
| Toronto-Dominion Bank - New York Branch | 500,000,000.00 |
| J.P. Morgan Securities LLC | 375,000,000.00 |

Principal by Maturity



Cash Flows

| Month-Year | Projected Receipts | Projected Maturities | Projected Payments | Net Cash |
|--------------|--------------------------|-------------------------|--------------------------|-------------------------|
| Dec-25 | 4,881,965,151.65 | 1,387,260,183.79 | 2,946,630,173.45 | 3,322,595,161.99 |
| Jan-26 | 2,392,193,435.89 | 1,648,135,253.63 | 4,018,725,820.10 | 21,602,869.42 |
| Feb-26 | 2,261,460,049.45 | 1,131,782,279.74 | 2,651,870,781.06 | 741,371,548.13 |
| Mar-26 | 3,870,232,060.80 | 515,448,366.87 | 2,705,207,128.96 | 1,680,473,298.71 |
| Apr-26 | 4,581,850,351.16 | 153,343,977.54 | 3,818,208,852.95 | 916,985,475.74 |
| May-26 | 1,418,410,086.58 | 1,166,451,424.98 | 2,906,956,488.14 | -322,094,976.58 |
| Jun-26 | 2,007,976,363.45 | 202,218,088.54 | 2,142,070,979.35 | 68,123,472.64 |
| Jul-26 | 962,081,118.65 | 496,795,887.96 | 2,457,489,509.58 | -998,612,502.97 |
| Aug-26 | 1,320,079,187.43 | 613,292,897.61 | 1,760,677,804.44 | 172,694,280.60 |
| Sep-26 | 1,801,447,468.42 | 317,156,587.65 | 1,581,578,414.83 | 537,025,641.24 |
| Oct-26 | 2,061,594,726.18 | 561,752,098.73 | 1,891,493,182.82 | 731,853,642.09 |
| Nov-26 | 1,881,779,558.41 | 120,922,434.05 | 1,627,499,466.46 | 375,202,526.01 |
| Total | 29,441,069,558.07 | 8,314,559,481.09 | 30,508,408,602.15 | 7,247,220,437.01 |



Holdings Summary

| Category | Principal | WAM | YTM |
|--------------|--------------------------|-------------|-------------|
| Agency | 8,082,670,497.68 | 2.34 | 3.90 |
| CD | 1,560,000,000.00 | 0.23 | 3.94 |
| Corporate | 491,441,355.43 | 1.26 | 4.21 |
| CP | 1,936,409,941.76 | 0.26 | 4.04 |
| MM Fund | 768,191,008.78 | 0.00 | 3.89 |
| Muni | 85,400,380.00 | 0.82 | 4.38 |
| Mutual Fund | 143,000,000.00 | 0.00 | 4.04 |
| Non-US Gov | 178,448,240.00 | 1.67 | 4.66 |
| US Gov | 1,708,318,386.72 | 0.66 | 3.45 |
| Total | 14,953,879,810.37 | 1.46 | 3.89 |



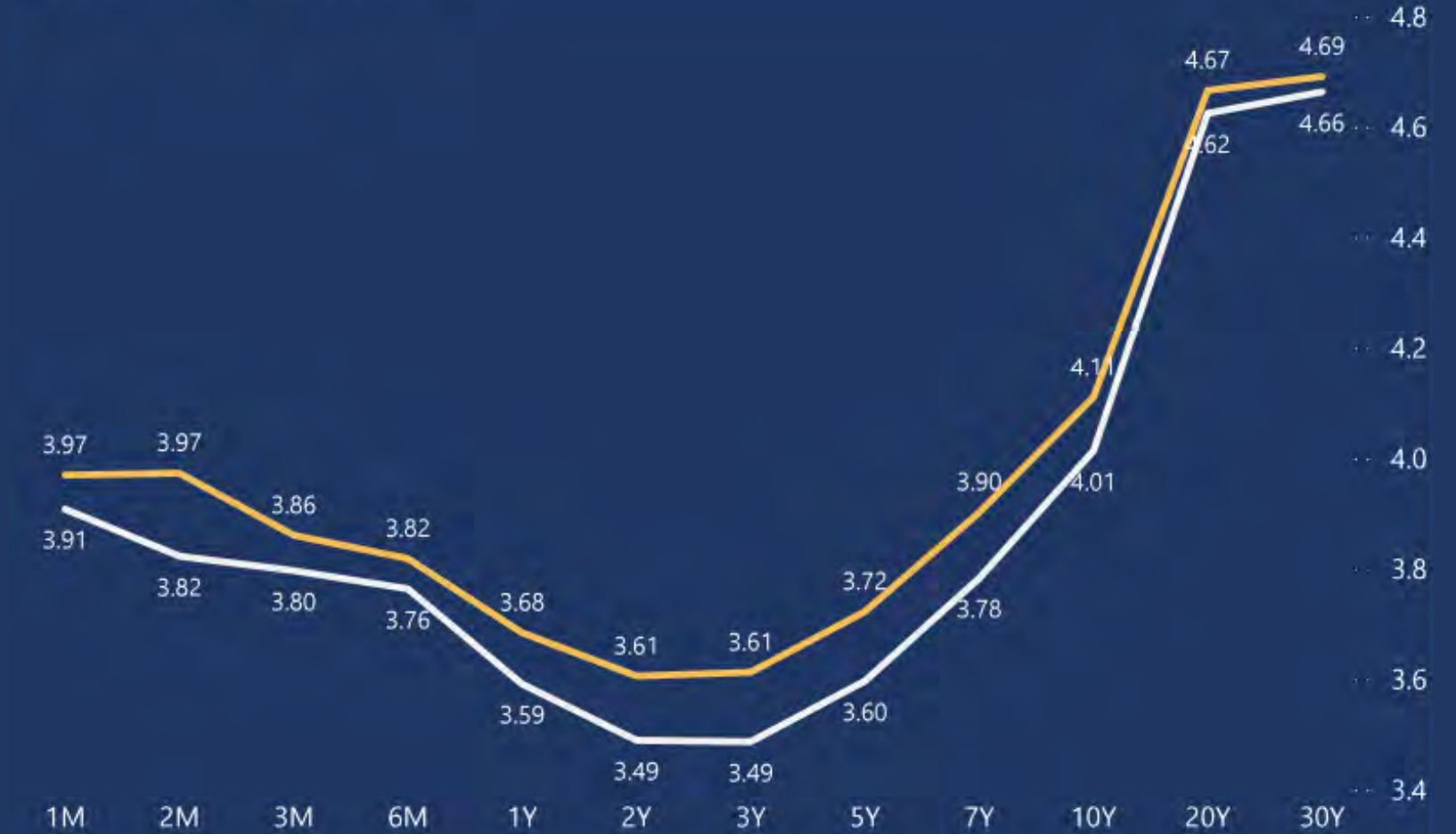
Treasury Rates

● FED TARGET RATE ● 3-MO UST ● 2-YR UST



US Treasury Yield Curve

● Start of Month ● End of Month



Implied Fed Funds Rate and Rate Change

● Start of Month ● End of the Month ● Rate Cuts/Hikes



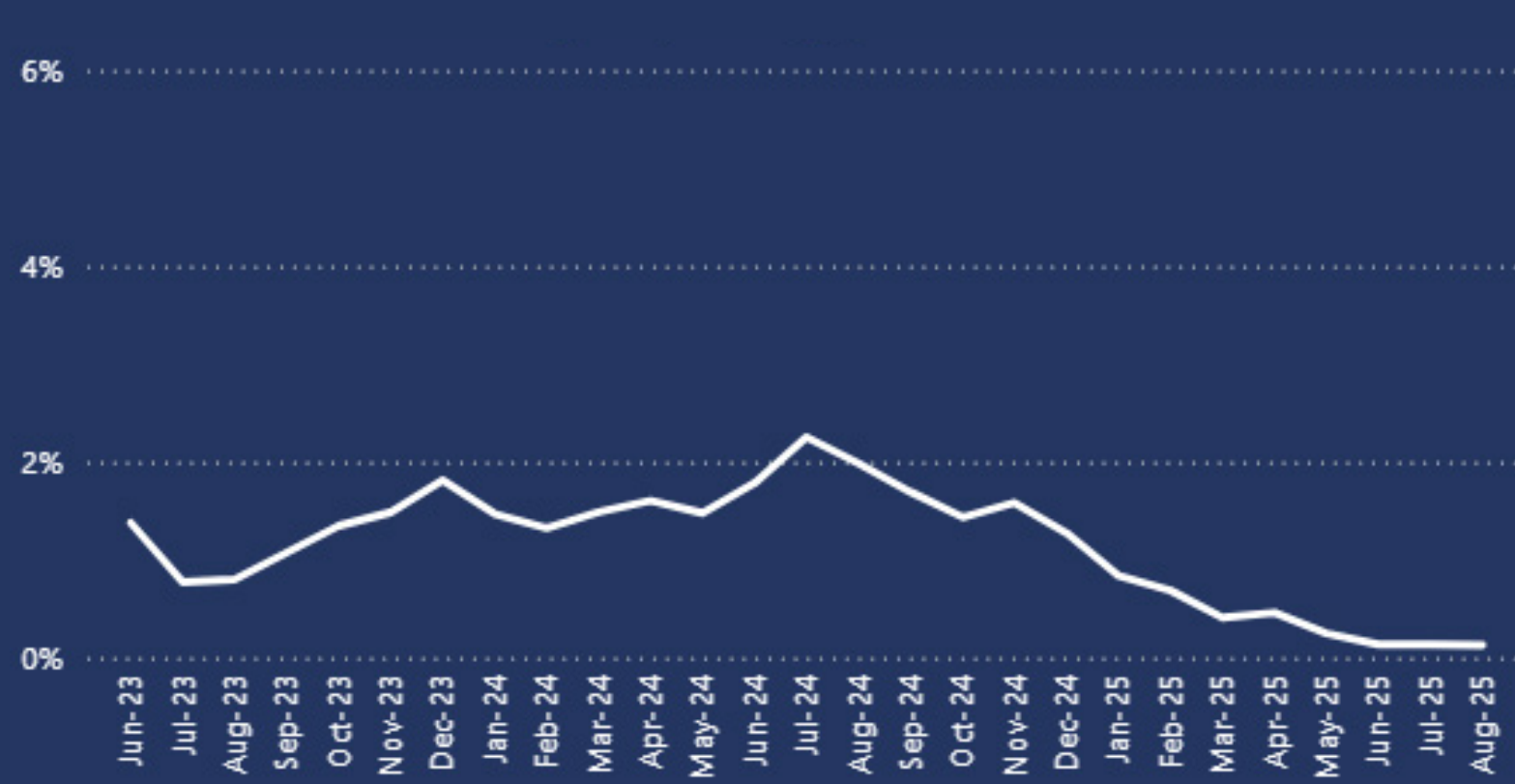


ECONOMICS

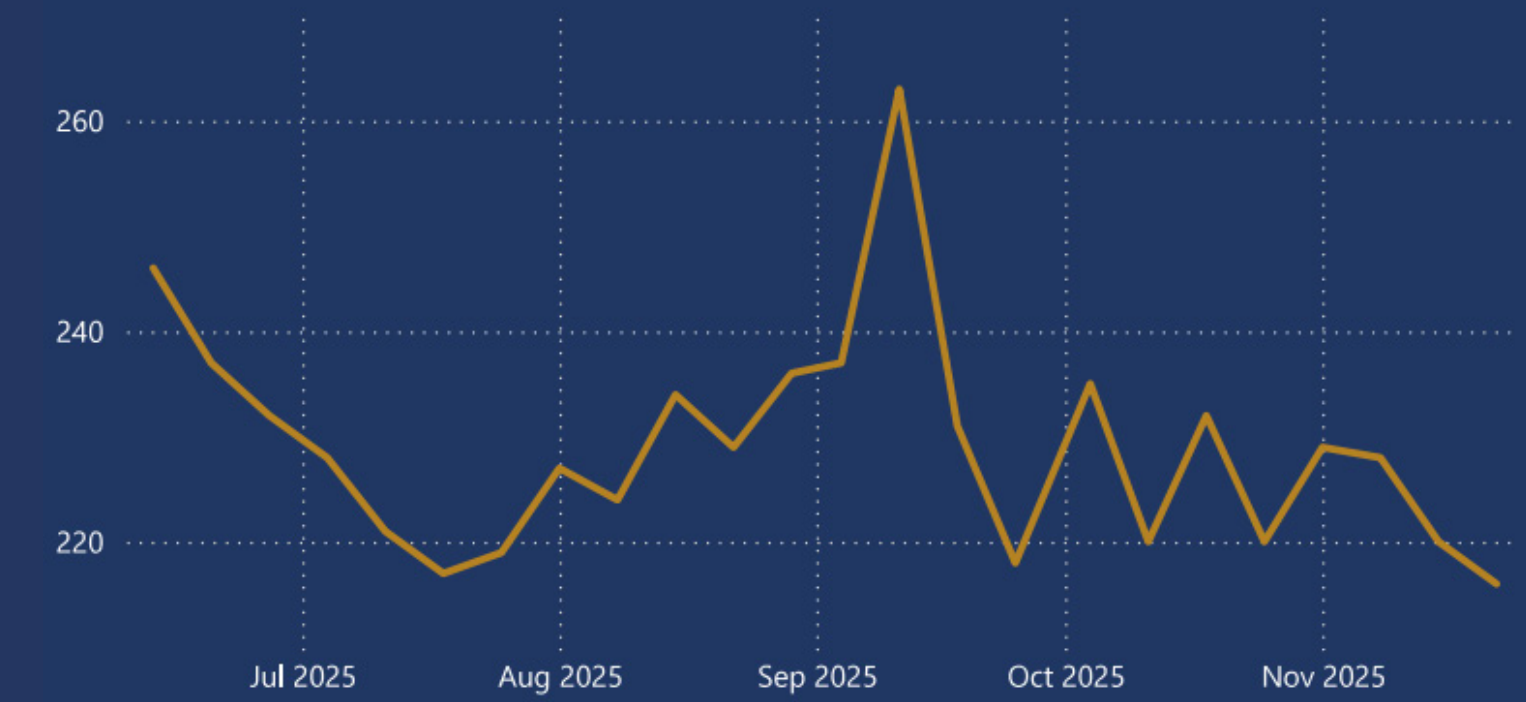
U.S. Unemployment Rates (%)

| Month | 2024 | 2025 |
|--------|------------------|------------------|
| August | 4.20 | 4.30 |
| Year | 5.40 | 6.10 |
| | United States | United States |
| | California | California |
| | Riverside County | Riverside County |

Riverside MSA Nonfarm Payroll (%Change)



U.S. Initial Jobless Claims by Month-Year



COMPLIANCE STATEMENT

The Treasurer's Pooled Investment Fund was in full compliance with the County of Riverside Treasurer's Statement of Investment Policy. The County's Statement of Investment Policy is more restrictive than California State Government Code 53646. The County's Investment Policy is reviewed annually by the County of Riverside's Oversight Committee and approved by the Board of Supervisors.

Since its inception, the Treasurer's Pooled Investment Fund has been in full compliance with the Treasurer's Statement of Investment Policy.

| Investment Category | Gov. Authorized % Limit | Gov. Code Maximum Maturity | Gov. Ratings | Co. Authorized % Limit | Co. Maximum Maturity | Co. Ratings | Pool Principal % |
|---|-------------------------|----------------------------|--------------|---------------------------------------|----------------------|----------------------------|------------------|
| U.S. TREASURIES | NO LIMIT | 5 YEARS | NA | 100% | 5 YEARS | NA | 11.42% |
| REVERSE REPOS | 20% | 92 DAYS | NA | 10% | 60 DAYS | NA | |
| REPURCHASE AGREEMENTS (REPO) | NO LIMIT | 1 YEARS | NA | 40% max, 25% in term repo over 7 days | 45 DAYS | NA | |
| NEGOTIABLE CERTIFICATE OF DEPOSITS & COLLATERALIZED TIME DEPOSITS (NCD & TCD) | 30% | 5 YEARS | NA | 20% | 2 YEAR | A1/P1/F1 | 10.43% |
| MUNICIPAL BONDS (MUNI) | NO LIMIT | 5 YEARS | NA | 15% | 5 YEARS | AA-/Aa3/AA- | 0.57% |
| MONEY MARKET MUTUAL FUNDS (MMF) | 20% | 60 DAYS (1) | AAA/Aaa (2) | 20% | DAILY LIQUIDITY | AAA by 2 Of 3 RATINGS AGC. | 5.14% |
| MEDIUM TERM NOTES (MTNO) CORPORATE NOTES | 30% | 5 YEARS | A | 20% | 4 YEARS | A/A2/A | 3.29% |
| LOCAL AGENCY OBLIGATIONS (LAO) | NO LIMIT | 5 YEARS | NA | 2.5% | 3 YEARS | INVESTMENT GRADE | |
| LOCAL AGENCY INVESTMENT FUND (LAIF) | NA | NA | NA | Max \$50 million | DAILY LIQUIDITY | NA | |
| INT'L BANK FOR RECONSTRUCTION AND DEVELOPMENT, INT'L FINANCE CORPORATION, AND INTER-AMERICAN DEVELOPMENT BANK | NA | NA | NA | 20% | 5 YEARS | AA/Aa/AA | 1.19% |
| FEDERAL AGENCIES | NO LIMIT | 5 YEARS | AAA | 100% | 5 YEARS | NA | 54.05% |
| COMMERCIAL PAPER (CP) | 40% | 270 DAYS | A1/P1 | 40% | 270 DAYS | A1/P1/F1 | 12.95% |
| CASH/DEPOSIT ACCOUNT | NA | NA | NA | 20% | NA | NA | |
| CALTRUST SHORT TERM FUND | NA | NA | NA | 1% | DAILY LIQUIDITY | NA | 0.96% |
| Total | | | | | | | 100.00% |





Matthew Jennings
Treasurer-Tax Collector

Giovane Pizano

Assistant Treasurer-Tax Collector

John Byerly

Chief Investment Officer

Steve Faeth

Senior Investment Officer

Isela Licea

Investment Officer

INVESTMENT TEAM

*The sound investment of public funds, fair, efficient
tax collection, and exceptional public service*



The sound investment of public funds, fair, efficient tax collection, and exceptional public service

COUNTY OF RIVERSIDE
TREASURER-TAX COLLECTOR
CAPITAL MARKETS
COUNTY ADMINISTRATIVE CENTER
4080 LEMON STREET, 4TH FLOOR,
RIVERSIDE, CA 92501



<https://countytreasurer.org/>



<https://www.facebook.com/profile.php?id=61551938128471>



<https://instagram.com/rivcotte>



rcttc@rivco.org



SCAN QR CODE TO
Explore our Website



Jessica Roberson

Content Creator



Paola Vertiz

Managing Editor



Agency
AGCY BOND

| Cusip | Description | Yield | Market Price | Final Maturity | Par Value | Book Value | Market Value | Principal | Net Unrealized Gain/Loss |
|-----------|--|-------|--------------|----------------|---------------|---------------|---------------|---------------|--------------------------|
| 3136GC4L6 | FEDERAL NATIONAL MORTGAGE ASSOCIATION | 4.240 | 99.9752 | 11/13/2030 | 25,000,000.00 | 25,000,000.00 | 24,993,800.00 | 25,000,000.00 | (6,200.00) |
| 3130B8BF8 | FEDERAL HOME LOAN BANKS | 4.045 | 99.6347 | 11/06/2030 | 25,000,000.00 | 24,895,204.68 | 24,908,675.00 | 24,893,750.00 | 14,925.00 |
| 3130B8JU7 | FEDERAL HOME LOAN BANKS | 4.410 | 99.9719 | 11/04/2030 | 20,000,000.00 | 20,000,000.00 | 19,994,380.00 | 20,000,000.00 | (5,620.00) |
| 3130B7SY1 | FEDERAL HOME LOAN BANKS | 3.750 | 99.4055 | 09/30/2030 | 25,000,000.00 | 25,000,000.00 | 24,851,375.00 | 25,000,000.00 | (148,625.00) |
| 3133ETVA2 | FEDERAL FARM CREDIT BANKS FUNDING CORP | 4.553 | 100.0053 | 08/26/2030 | 25,000,000.00 | 24,976,328.04 | 25,001,325.00 | 24,975,000.00 | 26,325.00 |
| 3134HBA50 | FEDERAL HOME LOAN MORTGAGE CORP | 4.476 | 100.0900 | 07/23/2030 | 10,000,000.00 | 10,003,382.98 | 10,009,000.00 | 10,009,000.00 | 0.00 |
| 3133ETLF2 | FEDERAL FARM CREDIT BANKS FUNDING CORP | 4.390 | 100.7376 | 06/17/2030 | 25,000,000.00 | 25,000,000.00 | 25,184,400.00 | 25,000,000.00 | 184,400.00 |
| 3130B6SF4 | FEDERAL HOME LOAN BANKS | 4.125 | 100.6733 | 06/14/2030 | 10,000,000.00 | 10,000,000.00 | 10,067,330.00 | 10,000,000.00 | 67,330.00 |
| 3133ETDZ7 | FEDERAL FARM CREDIT BANKS FUNDING CORP | 4.590 | 100.1759 | 04/22/2030 | 10,000,000.00 | 10,000,000.00 | 10,017,590.00 | 10,000,000.00 | 17,590.00 |
| 3130B85U2 | FEDERAL HOME LOAN BANKS | 4.000 | 99.7687 | 04/16/2030 | 15,000,000.00 | 15,000,000.00 | 14,965,305.00 | 15,000,000.00 | (34,695.00) |
| 3133ERJ28 | FEDERAL FARM CREDIT BANKS FUNDING CORP | 4.760 | 100.0173 | 12/10/2029 | 15,000,000.00 | 15,000,000.00 | 15,002,595.00 | 15,000,000.00 | 2,595.00 |
| 31424WRN4 | FEDERAL AGRICULTURAL MORTGAGE CORP | 4.653 | 100.6968 | 11/27/2029 | 15,000,000.00 | 14,993,177.79 | 15,104,520.00 | 14,991,450.00 | 113,070.00 |
| 31424WRG9 | FEDERAL AGRICULTURAL MORTGAGE CORP | 4.550 | 101.3691 | 11/26/2029 | 20,000,000.00 | 20,000,000.00 | 20,273,820.00 | 20,000,000.00 | 273,820.00 |
| 3130B3LE1 | FEDERAL HOME LOAN BANKS | 4.420 | 100.8744 | 11/05/2029 | 15,000,000.00 | 15,000,000.00 | 15,131,160.00 | 15,000,000.00 | 131,160.00 |
| 3133EK4C7 | FEDERAL FARM CREDIT BANKS FUNDING CORP | 4.347 | 94.3858 | 10/29/2029 | 15,000,000.00 | 13,862,268.46 | 14,157,870.00 | 13,549,950.00 | 607,920.00 |
| 3130B7RM8 | FEDERAL HOME LOAN BANKS | 4.100 | 99.8510 | 09/26/2029 | 15,000,000.00 | 15,000,000.00 | 14,977,650.00 | 15,000,000.00 | (22,350.00) |
| 3133ETZB6 | FEDERAL FARM CREDIT BANKS FUNDING CORP | 4.010 | 99.8330 | 09/24/2029 | 50,000,000.00 | 50,000,000.00 | 49,916,500.00 | 50,000,000.00 | (83,500.00) |
| 3133ETXW2 | FEDERAL FARM CREDIT BANKS FUNDING CORP | 4.190 | 99.9101 | 09/17/2029 | 25,000,000.00 | 25,000,000.00 | 24,977,525.00 | 25,000,000.00 | (22,475.00) |
| 3133ETXW2 | FEDERAL FARM CREDIT BANKS FUNDING CORP | 4.190 | 99.9101 | 09/17/2029 | 25,000,000.00 | 25,000,000.00 | 24,977,525.00 | 25,000,000.00 | (22,475.00) |
| 3134HCAM1 | FEDERAL HOME LOAN MORTGAGE CORP | 4.152 | 100.0811 | 08/24/2029 | 20,000,000.00 | 20,000,000.00 | 20,016,220.00 | 20,000,000.00 | 16,220.00 |
| 3133ERPS4 | FEDERAL FARM CREDIT BANKS FUNDING CORP | 3.732 | 100.5184 | 08/15/2029 | 10,000,000.00 | 10,006,001.81 | 10,051,840.00 | 10,008,100.00 | 43,740.00 |
| 3130B2HC2 | FEDERAL HOME LOAN BANKS | 4.200 | 100.1210 | 08/13/2029 | 20,000,000.00 | 20,000,000.00 | 20,024,200.00 | 20,000,000.00 | 24,200.00 |
| 3130B25S0 | FEDERAL HOME LOAN BANKS | 4.710 | 100.5138 | 07/30/2029 | 15,000,000.00 | 15,000,000.00 | 15,077,070.00 | 15,000,000.00 | 77,070.00 |
| 3130B6J49 | FEDERAL HOME LOAN BANKS | 4.150 | 100.4988 | 05/21/2029 | 15,000,000.00 | 15,000,000.00 | 15,074,820.00 | 15,000,000.00 | 74,820.00 |
| 3133ETEX1 | FEDERAL FARM CREDIT BANKS FUNDING CORP | 4.440 | 100.1569 | 04/30/2029 | 10,000,000.00 | 10,000,000.00 | 10,015,690.00 | 10,000,000.00 | 15,690.00 |
| 3136GAZA0 | FEDERAL NATIONAL MORTGAGE ASSOCIATION | 4.000 | 99.8791 | 04/24/2029 | 25,000,000.00 | 25,000,000.00 | 24,969,775.00 | 25,000,000.00 | (30,225.00) |
| 3130B0TF6 | FEDERAL HOME LOAN BANKS | 4.750 | 101.3880 | 04/09/2029 | 10,000,000.00 | 10,000,000.00 | 10,138,800.00 | 10,000,000.00 | 138,800.00 |
| 3133ETBK2 | FEDERAL FARM CREDIT BANKS FUNDING CORP | 4.580 | 100.1901 | 04/02/2029 | 25,000,000.00 | 25,000,000.00 | 25,047,525.00 | 25,000,000.00 | 47,525.00 |
| 3133ETBK2 | FEDERAL FARM CREDIT BANKS FUNDING CORP | 4.501 | 100.1901 | 04/02/2029 | 16,000,000.00 | 16,004,033.06 | 16,030,416.00 | 16,012,000.00 | 18,416.00 |
| 3133ER6T3 | FEDERAL FARM CREDIT BANKS FUNDING CORP | 4.535 | 100.1189 | 03/12/2029 | 25,000,000.00 | 24,988,734.60 | 25,029,725.00 | 24,986,250.00 | 43,475.00 |
| 3130B7QH0 | FEDERAL HOME LOAN BANKS | 4.000 | 99.8280 | 03/12/2029 | 25,000,000.00 | 25,000,000.00 | 24,957,000.00 | 25,000,000.00 | (43,000.00) |
| 3133ER5D9 | FEDERAL FARM CREDIT BANKS FUNDING CORP | 4.490 | 100.7326 | 03/05/2029 | 10,000,000.00 | 10,000,000.00 | 10,073,260.00 | 10,000,000.00 | 73,260.00 |
| 3133ER5H0 | FEDERAL FARM CREDIT BANKS FUNDING CORP | 4.700 | 100.1731 | 03/05/2029 | 10,000,000.00 | 10,000,000.00 | 10,017,310.00 | 10,000,000.00 | 17,310.00 |
| 3133ER3L3 | FEDERAL FARM CREDIT BANKS FUNDING CORP | 4.731 | 100.1089 | 02/13/2029 | 10,000,000.00 | 9,987,888.20 | 10,010,890.00 | 9,985,000.00 | 25,890.00 |
| 3133ETP92 | FEDERAL FARM CREDIT BANKS FUNDING CORP | 4.031 | 99.9923 | 02/05/2029 | 20,000,000.00 | 19,970,432.57 | 19,998,460.00 | 19,970,000.00 | 28,460.00 |
| 3130AYRY4 | FEDERAL HOME LOAN BANKS | 4.625 | 100.1102 | 02/02/2029 | 10,000,000.00 | 10,000,000.00 | 10,011,020.00 | 10,000,000.00 | 11,020.00 |
| 3130B4ND9 | FEDERAL HOME LOAN BANKS | 5.000 | 100.1424 | 01/30/2029 | 24,780,000.00 | 24,780,000.00 | 24,815,286.72 | 24,780,000.00 | 35,286.72 |
| 3133ERF48 | FEDERAL FARM CREDIT BANKS FUNDING CORP | 4.785 | 100.0071 | 12/04/2028 | 10,375,000.00 | 10,370,707.62 | 10,375,736.63 | 10,369,293.75 | 6,442.88 |
| 3130B8NM0 | FEDERAL HOME LOAN BANKS | 3.875 | 99.9013 | 11/20/2028 | 15,000,000.00 | 15,000,000.00 | 14,985,195.00 | 15,000,000.00 | (14,805.00) |
| 3133ETR82 | FEDERAL FARM CREDIT BANKS FUNDING CORP | 3.876 | 99.8147 | 11/10/2028 | 10,000,000.00 | 9,990,055.50 | 9,981,470.00 | 9,990,000.00 | (8,530.00) |
| 3130B3LA9 | FEDERAL HOME LOAN BANKS | 4.428 | 100.4418 | 11/06/2028 | 15,000,000.00 | 15,000,000.00 | 15,066,270.00 | 15,000,000.00 | 66,270.00 |
| 3130AXQC5 | FEDERAL HOME LOAN BANKS | 5.210 | 101.2954 | 11/03/2028 | 25,000,000.00 | 25,000,000.00 | 25,323,850.00 | 25,000,000.00 | 323,850.00 |
| 3133ETN29 | FEDERAL FARM CREDIT BANKS FUNDING CORP | 4.468 | 100.0386 | 10/27/2028 | 25,000,000.00 | 25,000,000.00 | 25,009,650.00 | 25,000,000.00 | 9,650.00 |
| 3130AXL48 | FEDERAL HOME LOAN BANKS | 5.300 | 101.3323 | 10/20/2028 | 40,000,000.00 | 40,000,000.00 | 40,532,920.00 | 40,000,000.00 | 532,920.00 |
| 3133ETJ40 | FEDERAL FARM CREDIT BANKS FUNDING CORP | 4.513 | 100.0382 | 10/20/2028 | 15,000,000.00 | 15,000,000.00 | 15,005,730.00 | 15,000,000.00 | 5,730.00 |
| 3134HBZ61 | FEDERAL HOME LOAN MORTGAGE CORP | 4.000 | 99.8906 | 10/20/2028 | 23,000,000.00 | 23,000,000.00 | 22,974,838.00 | 23,000,000.00 | (25,162.00) |
| 3134HBY39 | FEDERAL HOME LOAN MORTGAGE CORP | 4.000 | 99.8851 | 10/17/2028 | 25,000,000.00 | 25,000,000.00 | 24,971,275.00 | 25,000,000.00 | (28,725.00) |
| 3130B5VA3 | FEDERAL HOME LOAN BANKS | 4.000 | 100.0873 | 10/16/2028 | 10,000,000.00 | 10,000,000.00 | 10,008,730.00 | 10,000,000.00 | 8,730.00 |
| 3133ETH42 | FEDERAL FARM CREDIT BANKS FUNDING CORP | 3.840 | 99.8055 | 10/16/2028 | 25,000,000.00 | 25,000,000.00 | 24,951,375.00 | 25,000,000.00 | (48,625.00) |
| 3133ETF28 | FEDERAL FARM CREDIT BANKS FUNDING CORP | 4.360 | 100.0379 | 10/13/2028 | 25,000,000.00 | 25,000,000.00 | 25,009,475.00 | 25,000,000.00 | 9,475.00 |
| 3133ETF28 | FEDERAL FARM CREDIT BANKS FUNDING CORP | 4.360 | 100.0379 | 10/13/2028 | 25,000,000.00 | 25,000,000.00 | 25,009,475.00 | 25,000,000.00 | 9,475.00 |
| 3133EPWM3 | FEDERAL FARM CREDIT BANKS FUNDING CORP | 5.040 | 101.0015 | 09/22/2028 | 25,000,000.00 | 25,000,000.00 | 25,250,375.00 | 25,000,000.00 | 250,375.00 |
| 3136GAT58 | FEDERAL NATIONAL MORTGAGE ASSOCIATION | 4.000 | 99.8869 | 09/12/2028 | 15,000,000.00 | 15,000,000.00 | 14,983,035.00 | 15,000,000.00 | (16,965.00) |
| 3133ETXG7 | FEDERAL FARM CREDIT BANKS FUNDING CORP | 4.626 | 100.0649 | 09/11/2028 | 10,000,000.00 | 10,000,000.00 | 10,006,490.00 | 10,000,000.00 | 6,490.00 |
| 3130AWTR1 | FEDERAL HOME LOAN BANKS | 4.346 | 102.1803 | 09/08/2028 | 5,000,000.00 | 5,003,378.87 | 5,109,015.00 | 5,006,100.00 | 102,915.00 |

| | | | | | | | | | |
|-----------|--|-------|----------|------------|---------------|---------------|---------------|---------------|--------------|
| 3133ETTD9 | FEDERAL FARM CREDIT BANKS FUNDING CORP | 3.857 | 100.1626 | 08/18/2028 | 9,375,000.00 | 9,368,642.36 | 9,390,243.75 | 9,367,968.75 | 22,275.00 |
| 3133ETTC1 | FEDERAL FARM CREDIT BANKS FUNDING CORP | 4.080 | 100.0895 | 08/14/2028 | 25,000,000.00 | 25,000,000.00 | 25,022,375.00 | 25,000,000.00 | 22,375.00 |
| 3133ETTC1 | FEDERAL FARM CREDIT BANKS FUNDING CORP | 4.080 | 100.0895 | 08/14/2028 | 25,000,000.00 | 25,000,000.00 | 25,022,375.00 | 25,000,000.00 | 22,375.00 |
| 3133ETTC1 | FEDERAL FARM CREDIT BANKS FUNDING CORP | 4.080 | 100.0895 | 08/14/2028 | 25,000,000.00 | 25,000,000.00 | 25,022,375.00 | 25,000,000.00 | 22,375.00 |
| 3134HA4S9 | FEDERAL HOME LOAN MORTGAGE CORP | 4.550 | 100.5085 | 07/28/2028 | 3,250,000.00 | 3,250,000.00 | 3,266,526.25 | 3,250,000.00 | 16,526.25 |
| 3133ETRC3 | FEDERAL FARM CREDIT BANKS FUNDING CORP | 4.230 | 100.2197 | 07/28/2028 | 25,000,000.00 | 25,000,000.00 | 25,054,925.00 | 25,000,000.00 | 54,925.00 |
| 3133ETRC3 | FEDERAL FARM CREDIT BANKS FUNDING CORP | 4.230 | 100.2197 | 07/28/2028 | 25,000,000.00 | 25,000,000.00 | 25,054,925.00 | 25,000,000.00 | 54,925.00 |
| 3130B23Z6 | FEDERAL HOME LOAN BANKS | 4.650 | 100.5539 | 07/24/2028 | 15,000,000.00 | 15,000,000.00 | 15,083,085.00 | 15,000,000.00 | 83,085.00 |
| 3133ETPR2 | FEDERAL FARM CREDIT BANKS FUNDING CORP | 4.000 | 100.4652 | 07/14/2028 | 15,000,000.00 | 15,000,000.00 | 15,069,780.00 | 15,000,000.00 | 69,780.00 |
| 3130AWC24 | FEDERAL HOME LOAN BANKS | 3.987 | 101.0485 | 06/09/2028 | 10,000,000.00 | 10,002,769.09 | 10,104,850.00 | 10,005,460.00 | 99,390.00 |
| 3133ETJU2 | FEDERAL FARM CREDIT BANKS FUNDING CORP | 4.079 | 100.5274 | 06/02/2028 | 25,000,000.00 | 25,000,000.00 | 25,131,850.00 | 25,000,000.00 | 131,850.00 |
| 3134HBUB5 | FEDERAL HOME LOAN MORTGAGE CORP | 4.400 | 100.2747 | 05/26/2028 | 20,000,000.00 | 20,000,000.00 | 20,054,940.00 | 20,000,000.00 | 54,940.00 |
| 3136GAHG7 | FEDERAL NATIONAL MORTGAGE ASSOCIATION | 4.440 | 100.2863 | 05/22/2028 | 20,000,000.00 | 20,000,000.00 | 20,057,260.00 | 20,000,000.00 | 57,260.00 |
| 3133EPGW9 | FEDERAL FARM CREDIT BANKS FUNDING CORP | 3.784 | 100.7127 | 04/25/2028 | 10,000,000.00 | 10,019,754.35 | 10,071,270.00 | 10,041,200.00 | 30,070.00 |
| 3130B0PN3 | FEDERAL HOME LOAN BANKS | 4.780 | 100.3201 | 04/06/2028 | 20,000,000.00 | 20,000,000.00 | 20,064,020.00 | 20,000,000.00 | 64,020.00 |
| 3136GAC31 | FEDERAL NATIONAL MORTGAGE ASSOCIATION | 4.630 | 100.1598 | 02/25/2028 | 20,000,000.00 | 20,000,000.00 | 20,031,960.00 | 20,000,000.00 | 31,960.00 |
| 3130B6J64 | FEDERAL HOME LOAN BANKS | 4.302 | 100.0839 | 02/23/2028 | 10,000,000.00 | 10,000,000.00 | 10,008,390.00 | 10,000,000.00 | 8,390.00 |
| 3133ER3X7 | FEDERAL FARM CREDIT BANKS FUNDING CORP | 4.530 | 99.9770 | 02/11/2028 | 10,000,000.00 | 10,000,000.00 | 9,997,700.00 | 10,000,000.00 | (2,300.00) |
| 3133ER3X7 | FEDERAL FARM CREDIT BANKS FUNDING CORP | 4.530 | 99.9770 | 02/11/2028 | 25,000,000.00 | 25,000,000.00 | 24,994,250.00 | 25,000,000.00 | (5,750.00) |
| 3130B4TP6 | FEDERAL HOME LOAN BANKS | 4.550 | 100.1118 | 02/10/2028 | 10,000,000.00 | 10,000,000.00 | 10,011,180.00 | 10,000,000.00 | 11,180.00 |
| 3130AYVC7 | FEDERAL HOME LOAN BANKS | 4.625 | 100.1256 | 02/09/2028 | 10,000,000.00 | 10,000,000.00 | 10,012,560.00 | 10,000,000.00 | 12,560.00 |
| 3133ERZ20 | FEDERAL FARM CREDIT BANKS FUNDING CORP | 4.635 | 100.1113 | 01/28/2028 | 25,000,000.00 | 24,997,301.37 | 25,027,825.00 | 24,996,250.00 | 31,575.00 |
| 3133ERZ20 | FEDERAL FARM CREDIT BANKS FUNDING CORP | 4.630 | 100.1113 | 01/28/2028 | 6,750,000.00 | 6,750,000.00 | 6,757,512.75 | 6,750,000.00 | 7,512.75 |
| 3133ERW31 | FEDERAL FARM CREDIT BANKS FUNDING CORP | 4.429 | 100.8249 | 01/27/2028 | 25,000,000.00 | 25,000,000.00 | 25,206,225.00 | 25,000,000.00 | 206,225.00 |
| 3133EN5N6 | FEDERAL FARM CREDIT BANKS FUNDING CORP | 4.000 | 100.8762 | 01/06/2028 | 25,000,000.00 | 25,000,000.00 | 25,219,050.00 | 25,000,000.00 | 219,050.00 |
| 3133EN5N6 | FEDERAL FARM CREDIT BANKS FUNDING CORP | 3.713 | 100.8762 | 01/06/2028 | 20,000,000.00 | 20,109,076.36 | 20,175,240.00 | 20,256,600.00 | (81,360.00) |
| 3133EN5N6 | FEDERAL FARM CREDIT BANKS FUNDING CORP | 3.757 | 100.8762 | 01/06/2028 | 18,000,000.00 | 18,082,682.07 | 18,157,716.00 | 18,194,400.00 | (36,684.00) |
| 3133EN5N6 | FEDERAL FARM CREDIT BANKS FUNDING CORP | 3.530 | 100.8762 | 01/06/2028 | 10,000,000.00 | 10,089,721.69 | 10,087,620.00 | 10,210,600.00 | (122,980.00) |
| 3130B42Y6 | FEDERAL HOME LOAN BANKS | 4.500 | 100.0383 | 12/23/2027 | 10,000,000.00 | 10,000,000.00 | 10,003,830.00 | 10,000,000.00 | 3,830.00 |
| 3133ERK26 | FEDERAL FARM CREDIT BANKS FUNDING CORP | 4.460 | 100.0244 | 12/16/2027 | 10,000,000.00 | 10,000,000.00 | 10,002,440.00 | 10,000,000.00 | 2,440.00 |
| 3130ATUS4 | FEDERAL HOME LOAN BANKS | 3.796 | 101.3331 | 12/10/2027 | 25,000,000.00 | 25,206,729.58 | 25,333,275.00 | 25,510,250.00 | (176,975.00) |
| 3130ATUS4 | FEDERAL HOME LOAN BANKS | 4.002 | 101.3331 | 12/10/2027 | 50,000,000.00 | 50,224,008.10 | 50,666,550.00 | 50,548,350.00 | 118,200.00 |
| 3130ATUS4 | FEDERAL HOME LOAN BANKS | 4.036 | 101.3331 | 12/10/2027 | 15,000,000.00 | 15,057,865.17 | 15,199,965.00 | 15,141,570.00 | 58,395.00 |
| 3133ERE23 | FEDERAL FARM CREDIT BANKS FUNDING CORP | 4.356 | 100.5725 | 12/02/2027 | 10,000,000.00 | 9,993,324.20 | 10,057,250.00 | 9,990,000.00 | 67,250.00 |
| 3133ETS40 | FEDERAL FARM CREDIT BANKS FUNDING CORP | 4.054 | 100.0263 | 11/10/2027 | 15,000,000.00 | 15,000,000.00 | 15,003,945.00 | 15,000,000.00 | 3,945.00 |
| 3133ENW63 | FEDERAL FARM CREDIT BANKS FUNDING CORP | 4.284 | 101.0544 | 10/27/2027 | 5,000,000.00 | 5,007,707.42 | 5,052,720.00 | 5,020,250.00 | 32,470.00 |
| 3133ENW63 | FEDERAL FARM CREDIT BANKS FUNDING CORP | 4.195 | 101.0544 | 10/27/2027 | 3,715,000.00 | 3,726,374.62 | 3,754,170.96 | 3,744,868.60 | 9,302.36 |
| 3133ENW63 | FEDERAL FARM CREDIT BANKS FUNDING CORP | 4.252 | 101.0544 | 10/27/2027 | 15,000,000.00 | 15,031,406.67 | 15,158,160.00 | 15,082,290.00 | 75,870.00 |
| 3133ERXY2 | FEDERAL FARM CREDIT BANKS FUNDING CORP | 4.000 | 100.1035 | 10/21/2027 | 20,000,000.00 | 20,000,000.00 | 20,020,700.00 | 20,000,000.00 | 20,700.00 |
| 3133ERXY2 | FEDERAL FARM CREDIT BANKS FUNDING CORP | 4.000 | 100.1035 | 10/21/2027 | 10,000,000.00 | 10,000,000.00 | 10,010,350.00 | 10,000,000.00 | 10,350.00 |
| 3134HAQA4 | FEDERAL HOME LOAN MORTGAGE CORP | 4.290 | 99.9605 | 10/08/2027 | 23,750,000.00 | 23,614,323.94 | 23,740,618.75 | 23,536,250.00 | 204,368.75 |
| 3130B82H4 | FEDERAL HOME LOAN BANKS | 4.050 | 99.9874 | 10/08/2027 | 15,000,000.00 | 15,000,000.00 | 14,998,110.00 | 15,000,000.00 | (1,890.00) |
| 3133EPH81 | FEDERAL FARM CREDIT BANKS FUNDING CORP | 4.500 | 101.6189 | 10/04/2027 | 25,000,000.00 | 25,000,720.00 | 25,404,725.00 | 25,001,500.00 | 403,225.00 |
| 3130AXEN4 | FEDERAL HOME LOAN BANKS | 4.779 | 102.1328 | 09/29/2027 | 15,000,000.00 | 15,005,136.04 | 15,319,920.00 | 15,011,250.00 | 308,670.00 |
| 3133ENL99 | FEDERAL FARM CREDIT BANKS FUNDING CORP | 3.467 | 99.6419 | 09/15/2027 | 10,000,000.00 | 9,985,016.05 | 9,964,190.00 | 9,958,100.00 | 6,090.00 |
| 3133ENL99 | FEDERAL FARM CREDIT BANKS FUNDING CORP | 3.830 | 99.6419 | 09/15/2027 | 10,000,000.00 | 9,926,626.06 | 9,964,190.00 | 9,795,609.20 | 168,580.80 |
| 3130ATHW0 | FEDERAL HOME LOAN BANKS | 4.239 | 100.9053 | 09/10/2027 | 2,000,000.00 | 1,996,377.85 | 2,018,106.00 | 1,989,972.00 | 28,134.00 |
| 3130ATHW0 | FEDERAL HOME LOAN BANKS | 4.241 | 100.9053 | 09/10/2027 | 3,000,000.00 | 2,994,506.09 | 3,027,159.00 | 2,984,790.00 | 42,369.00 |
| 3133ER6M8 | FEDERAL FARM CREDIT BANKS FUNDING CORP | 4.510 | 100.1079 | 09/07/2027 | 25,000,000.00 | 25,000,000.00 | 25,026,975.00 | 25,000,000.00 | 26,975.00 |
| 3134HBAR2 | FEDERAL HOME LOAN MORTGAGE CORP | 4.378 | 100.0705 | 08/25/2027 | 25,000,000.00 | 24,947,969.26 | 25,017,625.00 | 24,925,000.00 | 92,625.00 |
| 3134HBAR2 | FEDERAL HOME LOAN MORTGAGE CORP | 4.378 | 100.0705 | 08/25/2027 | 25,000,000.00 | 24,947,969.26 | 25,017,625.00 | 24,925,000.00 | 92,625.00 |
| 3133ETTP2 | FEDERAL FARM CREDIT BANKS FUNDING CORP | 4.465 | 100.0572 | 08/18/2027 | 20,000,000.00 | 20,000,000.00 | 20,011,440.00 | 20,000,000.00 | 11,440.00 |
| 3133ERNP2 | FEDERAL FARM CREDIT BANKS FUNDING CORP | 3.830 | 100.6566 | 08/06/2027 | 5,000,000.00 | 5,013,321.18 | 5,032,830.00 | 5,023,600.00 | 9,230.00 |
| 3130B7DP6 | FEDERAL HOME LOAN BANKS | 4.497 | 100.0385 | 08/04/2027 | 15,000,000.00 | 15,000,000.00 | 15,005,775.00 | 15,000,000.00 | 5,775.00 |
| 3134HBZV6 | FEDERAL HOME LOAN MORTGAGE CORP | 4.060 | 100.1231 | 07/23/2027 | 25,000,000.00 | 25,000,000.00 | 25,030,775.00 | 25,000,000.00 | 30,775.00 |
| 3133ENB33 | FEDERAL FARM CREDIT BANKS FUNDING CORP | 3.075 | 99.1460 | 07/19/2027 | 10,000,000.00 | 9,996,252.74 | 9,914,600.00 | 9,988,500.00 | (73,900.00) |
| 3133ETPU5 | FEDERAL FARM CREDIT BANKS FUNDING CORP | 4.120 | 100.1701 | 07/14/2027 | 25,000,000.00 | 25,000,000.00 | 25,042,525.00 | 25,000,000.00 | 42,525.00 |
| 3133ETNS2 | FEDERAL FARM CREDIT BANKS FUNDING CORP | 4.506 | 100.0285 | 06/29/2027 | 10,000,000.00 | 10,000,000.00 | 10,002,850.00 | 10,000,000.00 | 2,850.00 |

| | | | | | | | | | |
|-----------|--|-------|----------|------------|---------------|---------------|---------------|---------------|--------------|
| 3130ASDV8 | FEDERAL HOME LOAN BANKS | 3.300 | 99.5407 | 06/28/2027 | 10,000,000.00 | 10,000,000.00 | 9,954,070.00 | 10,000,000.00 | (45,930.00) |
| 3130B6SP2 | FEDERAL HOME LOAN BANKS | 4.425 | 100.0347 | 06/24/2027 | 10,000,000.00 | 10,000,000.00 | 10,003,470.00 | 10,000,000.00 | 3,470.00 |
| 3130ASGU7 | FEDERAL HOME LOAN BANKS | 3.095 | 99.8498 | 06/11/2027 | 10,000,000.00 | 10,056,879.82 | 9,984,980.00 | 10,183,200.00 | (198,220.00) |
| 3130AWBZ2 | FEDERAL HOME LOAN BANKS | 4.000 | 100.7707 | 06/11/2027 | 8,260,000.00 | 8,274,356.06 | 8,323,659.82 | 8,297,913.40 | 25,746.42 |
| 3130AWBZ2 | FEDERAL HOME LOAN BANKS | 4.055 | 100.7707 | 06/11/2027 | 10,000,000.00 | 10,009,746.55 | 10,077,070.00 | 10,025,600.00 | 51,470.00 |
| 3130AS3F4 | FEDERAL HOME LOAN BANKS | 3.770 | 99.9095 | 05/26/2027 | 10,000,000.00 | 10,000,000.00 | 9,990,950.00 | 10,000,000.00 | (9,050.00) |
| 3130B6JW7 | FEDERAL HOME LOAN BANKS | 4.369 | 100.0122 | 05/21/2027 | 20,000,000.00 | 20,000,000.00 | 20,002,440.00 | 20,000,000.00 | 2,440.00 |
| 3133ERDS7 | FEDERAL FARM CREDIT BANKS FUNDING CORP | 4.583 | 101.5852 | 05/06/2027 | 10,000,000.00 | 10,021,879.00 | 10,158,520.00 | 10,043,800.00 | 114,720.00 |
| 3130ARSP9 | FEDERAL HOME LOAN BANKS | 3.000 | 99.1362 | 04/29/2027 | 10,000,000.00 | 10,000,000.00 | 9,913,620.00 | 10,000,000.00 | (86,380.00) |
| 3130ARPV7 | FEDERAL HOME LOAN BANKS | 3.500 | 99.6639 | 04/28/2027 | 10,000,000.00 | 10,000,000.00 | 9,966,390.00 | 10,000,000.00 | (33,610.00) |
| 3133ENV9 | FEDERAL FARM CREDIT BANKS FUNDING CORP | 2.913 | 98.9716 | 04/26/2027 | 10,000,000.00 | 9,995,074.70 | 9,897,160.00 | 9,982,400.00 | (85,240.00) |
| 3133EN6V7 | FEDERAL FARM CREDIT BANKS FUNDING CORP | 3.606 | 99.9879 | 04/26/2027 | 8,000,000.00 | 8,002,055.86 | 7,999,032.00 | 8,006,240.00 | (7,208.00) |
| 3133EN6V7 | FEDERAL FARM CREDIT BANKS FUNDING CORP | 3.623 | 99.9879 | 04/26/2027 | 2,000,000.00 | 2,000,090.27 | 1,999,758.00 | 2,000,274.00 | (516.00) |
| 3133EN6V7 | FEDERAL FARM CREDIT BANKS FUNDING CORP | 3.744 | 99.9879 | 04/26/2027 | 4,820,000.00 | 4,812,710.99 | 4,819,416.78 | 4,797,876.20 | 21,540.58 |
| 3130B5U71 | FEDERAL HOME LOAN BANKS | 4.035 | 100.0371 | 04/08/2027 | 10,000,000.00 | 10,000,000.00 | 10,003,710.00 | 10,000,000.00 | 3,710.00 |
| 3130ARHX2 | FEDERAL HOME LOAN BANKS | 3.000 | 99.1136 | 03/25/2027 | 10,000,000.00 | 10,000,000.00 | 9,911,360.00 | 10,000,000.00 | (88,640.00) |
| 3130ARHX2 | FEDERAL HOME LOAN BANKS | 3.000 | 99.1136 | 03/25/2027 | 10,000,000.00 | 10,000,000.00 | 9,911,360.00 | 10,000,000.00 | (88,640.00) |
| 3130ARHX2 | FEDERAL HOME LOAN BANKS | 3.000 | 99.1136 | 03/25/2027 | 10,000,000.00 | 10,000,000.00 | 9,911,360.00 | 10,000,000.00 | (88,640.00) |
| 3134HBF8 | FEDERAL HOME LOAN MORTGAGE CORP | 4.280 | 100.1275 | 03/25/2027 | 25,000,000.00 | 25,000,000.00 | 25,031,875.00 | 25,000,000.00 | 31,875.00 |
| 3130AR6U0 | FEDERAL HOME LOAN BANKS | 2.500 | 98.5071 | 03/22/2027 | 5,000,000.00 | 5,000,000.00 | 4,925,355.00 | 5,000,000.00 | (74,645.00) |
| 3134HBN64 | FEDERAL HOME LOAN MORTGAGE CORP | 4.515 | 100.0492 | 03/16/2027 | 10,000,000.00 | 10,000,000.00 | 10,004,920.00 | 10,000,000.00 | 4,920.00 |
| 3130AQRQ8 | FEDERAL HOME LOAN BANKS | 2.000 | 97.9754 | 02/25/2027 | 10,000,000.00 | 10,000,000.00 | 9,797,540.00 | 10,000,000.00 | (202,460.00) |
| 3130AQRH8 | FEDERAL HOME LOAN BANKS | 2.000 | 97.9754 | 02/25/2027 | 5,000,000.00 | 5,000,000.00 | 4,898,770.00 | 5,000,000.00 | (101,230.00) |
| 3130AQRH8 | FEDERAL HOME LOAN BANKS | 2.000 | 97.9754 | 02/25/2027 | 5,000,000.00 | 5,000,000.00 | 4,898,770.00 | 5,000,000.00 | (101,230.00) |
| 3130ALED2 | FEDERAL HOME LOAN BANKS | 2.050 | 96.8008 | 02/24/2027 | 15,000,000.00 | 14,820,074.50 | 14,520,120.00 | 14,275,500.00 | 244,620.00 |
| 3130ALED2 | FEDERAL HOME LOAN BANKS | 3.001 | 96.8008 | 02/24/2027 | 20,000,000.00 | 19,547,576.30 | 19,360,160.00 | 18,320,000.00 | 1,040,160.00 |
| 3130AL2X1 | FEDERAL HOME LOAN BANKS | 3.001 | 96.6348 | 02/17/2027 | 10,000,000.00 | 9,758,794.05 | 9,663,480.00 | 9,057,500.00 | 605,980.00 |
| 3130AKYH3 | FEDERAL HOME LOAN BANKS | 1.746 | 96.6598 | 02/10/2027 | 10,000,000.00 | 9,895,721.84 | 9,665,980.00 | 9,563,275.40 | 102,704.60 |
| 3130AQHS5 | FEDERAL HOME LOAN BANKS | 1.984 | 97.7505 | 01/28/2027 | 10,000,000.00 | 9,968,783.58 | 9,775,050.00 | 9,866,500.00 | (91,450.00) |
| 3130AQHS5 | FEDERAL HOME LOAN BANKS | 2.086 | 97.7505 | 01/28/2027 | 20,000,000.00 | 19,915,352.97 | 19,550,100.00 | 19,640,000.00 | (89,900.00) |
| 3130AQKM4 | FEDERAL HOME LOAN BANKS | 1.750 | 97.8066 | 01/28/2027 | 11,250,000.00 | 11,250,000.00 | 11,003,242.50 | 11,250,000.00 | (246,757.50) |
| 3133ENLZ1 | FEDERAL FARM CREDIT BANKS FUNDING CORP | 1.860 | 97.8490 | 01/26/2027 | 10,000,000.00 | 9,991,221.06 | 9,784,900.00 | 9,962,090.00 | (177,190.00) |
| 3130B8Q96 | FEDERAL HOME LOAN BANKS | 3.977 | 99.9827 | 01/25/2027 | 25,000,000.00 | 25,000,000.00 | 24,995,675.00 | 25,000,000.00 | (4,325.00) |
| 3130B8Q96 | FEDERAL HOME LOAN BANKS | 3.977 | 99.9827 | 01/25/2027 | 50,000,000.00 | 50,000,000.00 | 49,991,350.00 | 50,000,000.00 | (8,650.00) |
| 3133ETY35 | FEDERAL FARM CREDIT BANKS FUNDING CORP | 3.976 | 99.9993 | 01/20/2027 | 50,000,000.00 | 50,000,000.00 | 49,999,650.00 | 50,000,000.00 | (350.00) |
| 3130B8PY2 | FEDERAL HOME LOAN BANKS | 3.954 | 99.9555 | 01/20/2027 | 25,000,000.00 | 25,000,000.00 | 24,988,875.00 | 25,000,000.00 | (11,125.00) |
| 3130AYPN0 | FEDERAL HOME LOAN BANKS | 4.207 | 100.5339 | 01/15/2027 | 20,000,000.00 | 19,982,948.24 | 20,106,780.00 | 19,955,000.00 | 151,780.00 |
| 3130B8L34 | FEDERAL HOME LOAN BANKS | 3.987 | 100.0100 | 01/12/2027 | 50,000,000.00 | 50,000,000.00 | 50,005,000.00 | 50,000,000.00 | 5,000.00 |
| 3133ENKG4 | FEDERAL FARM CREDIT BANKS FUNDING CORP | 1.908 | 97.5807 | 01/11/2027 | 10,000,000.00 | 9,953,709.68 | 9,758,070.00 | 9,795,000.00 | (36,930.00) |
| 3134HBXW6 | FEDERAL HOME LOAN MORTGAGE CORP | 4.428 | 100.0409 | 01/08/2027 | 10,000,000.00 | 10,000,000.00 | 10,004,090.00 | 10,000,000.00 | 4,090.00 |
| 3130AQAY9 | FEDERAL HOME LOAN BANKS | 1.500 | 97.6585 | 12/30/2026 | 25,000,000.00 | 25,000,000.00 | 24,414,625.00 | 25,000,000.00 | (585,375.00) |
| 3130AQF65 | FEDERAL HOME LOAN BANKS | 1.306 | 97.5241 | 12/21/2026 | 10,000,000.00 | 9,994,302.00 | 9,752,410.00 | 9,972,990.00 | (220,580.00) |
| 3133ERL66 | FEDERAL FARM CREDIT BANKS FUNDING CORP | 4.775 | 100.1069 | 12/18/2026 | 15,000,000.00 | 15,000,000.00 | 15,016,035.00 | 15,000,000.00 | 16,035.00 |
| 3133ERK75 | FEDERAL FARM CREDIT BANKS FUNDING CORP | 4.770 | 100.1168 | 12/16/2026 | 25,000,000.00 | 25,000,000.00 | 25,029,200.00 | 25,000,000.00 | 29,200.00 |
| 3130B46H9 | FEDERAL HOME LOAN BANKS | 4.759 | 100.1066 | 12/16/2026 | 25,000,000.00 | 25,000,000.00 | 25,026,650.00 | 25,000,000.00 | 26,650.00 |
| 3130B46H9 | FEDERAL HOME LOAN BANKS | 4.759 | 100.1066 | 12/16/2026 | 10,000,000.00 | 10,000,000.00 | 10,010,660.00 | 10,000,000.00 | 10,660.00 |
| 3133EN4G2 | FEDERAL FARM CREDIT BANKS FUNDING CORP | 3.923 | 100.2694 | 12/15/2026 | 25,000,000.00 | 25,003,956.02 | 25,067,350.00 | 25,015,250.00 | 52,100.00 |
| 3130ATVE4 | FEDERAL HOME LOAN BANKS | 3.986 | 100.8266 | 12/11/2026 | 5,000,000.00 | 5,024,065.66 | 5,041,330.00 | 5,095,300.00 | (53,970.00) |
| 3130B3ZF3 | FEDERAL HOME LOAN BANKS | 4.764 | 100.1055 | 12/11/2026 | 25,000,000.00 | 25,000,000.00 | 25,026,375.00 | 25,000,000.00 | 26,375.00 |
| 3130B3ZF3 | FEDERAL HOME LOAN BANKS | 4.764 | 100.1055 | 12/11/2026 | 25,000,000.00 | 25,000,000.00 | 25,026,375.00 | 25,000,000.00 | 26,375.00 |
| 3135G1AB7 | FEDERAL NATIONAL MORTGAGE ASSOCIATION | 4.758 | 100.1105 | 12/11/2026 | 5,000,000.00 | 5,000,000.00 | 5,005,525.00 | 5,000,000.00 | 5,525.00 |
| 3130APWW1 | FEDERAL HOME LOAN BANKS | 1.503 | 97.8462 | 11/24/2026 | 20,000,000.00 | 19,999,409.57 | 19,569,240.00 | 19,997,000.00 | (427,760.00) |
| 3133ENEM8 | FEDERAL FARM CREDIT BANKS FUNDING CORP | 1.430 | 97.7943 | 11/23/2026 | 10,000,000.00 | 10,000,000.00 | 9,779,430.00 | 10,000,000.00 | (220,570.00) |
| 3133ERQ95 | FEDERAL FARM CREDIT BANKS FUNDING CORP | 4.502 | 100.0936 | 11/02/2026 | 25,000,000.00 | 25,000,000.00 | 25,023,400.00 | 25,000,000.00 | 23,400.00 |
| 3130ARUF6 | FEDERAL HOME LOAN BANKS | 3.125 | 99.4944 | 10/29/2026 | 10,000,000.00 | 10,000,000.00 | 9,949,440.00 | 10,000,000.00 | (50,560.00) |
| 3134GW6C5 | FEDERAL HOME LOAN MORTGAGE CORP | 3.122 | 97.3581 | 10/28/2026 | 15,000,000.00 | 14,707,545.29 | 14,603,715.00 | 13,566,000.00 | 1,037,715.00 |
| 3134GW4C7 | FEDERAL HOME LOAN MORTGAGE CORP | 3.092 | 97.3653 | 10/27/2026 | 20,000,000.00 | 19,614,472.80 | 19,473,060.00 | 18,196,200.00 | 1,276,860.00 |
| 3134GW4C7 | FEDERAL HOME LOAN MORTGAGE CORP | 3.488 | 97.3653 | 10/27/2026 | 5,000,000.00 | 4,887,901.84 | 4,868,265.00 | 4,482,650.00 | 385,615.00 |

| | | | | | | | | | |
|-----------|--|-------|----------|------------|---------------|---------------|---------------|---------------|--------------|
| 3134GW4C7 | FEDERAL HOME LOAN MORTGAGE CORP | 3.046 | 97.3653 | 10/27/2026 | 20,000,000.00 | 19,623,430.66 | 19,473,060.00 | 18,124,000.00 | 1,349,060.00 |
| 3133ETL62 | FEDERAL FARM CREDIT BANKS FUNDING CORP | 3.603 | 99.8192 | 10/27/2026 | 25,000,000.00 | 24,977,397.26 | 24,954,800.00 | 24,975,000.00 | (20,200.00) |
| 3133EN7A2 | FEDERAL FARM CREDIT BANKS FUNDING CORP | 3.827 | 99.6670 | 10/26/2026 | 4,300,000.00 | 4,292,817.99 | 4,285,681.00 | 4,270,115.00 | 15,566.00 |
| 3130B8BV3 | FEDERAL HOME LOAN BANKS | 3.800 | 99.9302 | 10/23/2026 | 25,000,000.00 | 25,000,000.00 | 24,982,550.00 | 25,000,000.00 | (17,450.00) |
| 3133ENBK5 | FEDERAL FARM CREDIT BANKS FUNDING CORP | 1.249 | 97.7263 | 10/20/2026 | 10,000,000.00 | 9,990,631.22 | 9,772,630.00 | 9,947,500.00 | (174,870.00) |
| 3133ENBK5 | FEDERAL FARM CREDIT BANKS FUNDING CORP | 1.340 | 97.7263 | 10/20/2026 | 10,000,000.00 | 9,982,924.32 | 9,772,630.00 | 9,905,000.00 | (132,370.00) |
| 3133ENT67 | FEDERAL FARM CREDIT BANKS FUNDING CORP | 4.318 | 100.4771 | 10/19/2026 | 5,000,000.00 | 4,997,267.08 | 5,023,855.00 | 4,987,600.00 | 36,255.00 |
| 3133ENT67 | FEDERAL FARM CREDIT BANKS FUNDING CORP | 4.318 | 100.4771 | 10/19/2026 | 5,000,000.00 | 4,997,267.08 | 5,023,855.00 | 4,987,600.00 | 36,255.00 |
| 3130B3A29 | FEDERAL HOME LOAN BANKS | 4.011 | 100.2700 | 10/09/2026 | 10,000,000.00 | 9,999,100.00 | 10,027,000.00 | 9,997,900.00 | 29,100.00 |
| 3133ERWD9 | FEDERAL FARM CREDIT BANKS FUNDING CORP | 5.113 | 100.1138 | 10/02/2026 | 10,000,000.00 | 10,000,000.00 | 10,011,380.00 | 10,000,000.00 | 11,380.00 |
| 3130ANYN4 | FEDERAL HOME LOAN BANKS | 1.000 | 97.7393 | 09/30/2026 | 10,000,000.00 | 10,000,000.00 | 9,773,930.00 | 10,000,000.00 | (226,070.00) |
| 3130AP5M3 | FEDERAL HOME LOAN BANKS | 1.040 | 97.7926 | 09/28/2026 | 15,000,000.00 | 15,000,000.00 | 14,668,890.00 | 15,000,000.00 | (331,110.00) |
| 3130APAD7 | FEDERAL HOME LOAN BANKS | 1.035 | 97.8003 | 09/28/2026 | 15,000,000.00 | 15,000,000.00 | 14,670,045.00 | 15,000,000.00 | (329,955.00) |
| 3130ATFH5 | FEDERAL HOME LOAN BANKS | 3.941 | 100.0235 | 09/11/2026 | 5,000,000.00 | 4,993,196.10 | 5,001,175.00 | 4,965,237.80 | 35,937.20 |
| 3130ATHV2 | FEDERAL HOME LOAN BANKS | 4.312 | 100.4028 | 09/11/2026 | 1,000,000.00 | 999,563.38 | 1,004,028.00 | 997,780.00 | 6,248.00 |
| 3130B7LT9 | FEDERAL HOME LOAN BANKS | 4.066 | 99.9839 | 08/28/2026 | 50,000,000.00 | 49,968,561.64 | 49,991,950.00 | 49,957,500.00 | 34,450.00 |
| 3130ANSC5 | FEDERAL HOME LOAN BANKS | 1.000 | 97.9915 | 08/26/2026 | 15,000,000.00 | 15,000,000.00 | 14,698,725.00 | 15,000,000.00 | (301,275.00) |
| 3130ANTS9 | FEDERAL HOME LOAN BANKS | 1.000 | 97.9915 | 08/26/2026 | 15,000,000.00 | 15,000,000.00 | 14,698,725.00 | 15,000,000.00 | (301,275.00) |
| 3130ANPFI | FEDERAL HOME LOAN BANKS | 1.000 | 97.9983 | 08/25/2026 | 10,000,000.00 | 10,000,000.00 | 9,799,830.00 | 10,000,000.00 | (200,170.00) |
| 3133ENH45 | FEDERAL FARM CREDIT BANKS FUNDING CORP | 3.137 | 99.5619 | 08/24/2026 | 5,000,000.00 | 4,999,599.36 | 4,978,095.00 | 4,997,799.50 | (19,704.50) |
| 3133ENH45 | FEDERAL FARM CREDIT BANKS FUNDING CORP | 3.294 | 99.5619 | 08/24/2026 | 5,000,000.00 | 4,994,275.26 | 4,978,095.00 | 4,968,600.00 | 9,495.00 |
| 3130ANMH0 | FEDERAL HOME LOAN BANKS | 3.132 | 98.1028 | 08/20/2026 | 15,000,000.00 | 14,796,044.72 | 14,715,420.00 | 13,851,000.00 | 864,420.00 |
| 3130ANMH0 | FEDERAL HOME LOAN BANKS | 1.100 | 98.1028 | 08/20/2026 | 10,000,000.00 | 10,000,000.00 | 9,810,280.00 | 10,000,000.00 | (189,720.00) |
| 3130ANMH0 | FEDERAL HOME LOAN BANKS | 1.668 | 98.1028 | 08/20/2026 | 10,000,000.00 | 9,960,891.71 | 9,810,280.00 | 9,755,200.00 | 55,080.00 |
| 3130B7M50 | FEDERAL HOME LOAN BANKS | 4.073 | 99.9904 | 08/20/2026 | 50,000,000.00 | 49,975,047.62 | 49,995,200.00 | 49,966,000.00 | 29,200.00 |
| 3130ANE48 | FEDERAL HOME LOAN BANKS | 1.000 | 98.0532 | 08/17/2026 | 10,000,000.00 | 10,000,000.00 | 9,805,320.00 | 10,000,000.00 | (194,680.00) |
| 3130ANFD7 | FEDERAL HOME LOAN BANKS | 1.000 | 98.1422 | 08/05/2026 | 10,000,000.00 | 10,000,000.00 | 9,814,220.00 | 10,000,000.00 | (185,780.00) |
| 3133END80 | FEDERAL FARM CREDIT BANKS FUNDING CORP | 2.873 | 99.5144 | 08/03/2026 | 10,000,000.00 | 10,007,982.20 | 9,951,440.00 | 10,047,600.00 | (96,160.00) |
| 3130ANAJ9 | FEDERAL HOME LOAN BANKS | 1.000 | 98.2067 | 07/27/2026 | 15,000,000.00 | 15,000,000.00 | 14,731,005.00 | 15,000,000.00 | (268,995.00) |
| 3130ANAJ9 | FEDERAL HOME LOAN BANKS | 1.000 | 98.2067 | 07/27/2026 | 10,000,000.00 | 10,000,000.00 | 9,820,670.00 | 10,000,000.00 | (179,330.00) |
| 3130ANBX7 | FEDERAL HOME LOAN BANKS | 1.000 | 98.2472 | 07/22/2026 | 15,000,000.00 | 15,000,000.00 | 14,737,080.00 | 15,000,000.00 | (262,920.00) |
| 3130AN5K2 | FEDERAL HOME LOAN BANKS | 4.366 | 98.6013 | 07/20/2026 | 2,375,000.00 | 2,335,636.86 | 2,341,780.88 | 2,143,081.25 | 198,699.63 |
| 3130AN3R9 | FEDERAL HOME LOAN BANKS | 1.130 | 98.3482 | 07/20/2026 | 10,000,000.00 | 10,000,000.00 | 9,834,820.00 | 10,000,000.00 | (165,180.00) |
| 3133ENB66 | FEDERAL FARM CREDIT BANKS FUNDING CORP | 3.174 | 99.6275 | 07/20/2026 | 10,000,000.00 | 9,998,577.00 | 9,962,750.00 | 9,991,000.00 | (28,250.00) |
| 3130B83W0 | FEDERAL HOME LOAN BANKS | 4.145 | 100.0033 | 07/15/2026 | 25,000,000.00 | 25,000,000.00 | 25,000,825.00 | 25,000,000.00 | 825.00 |
| 3133EMQ62 | FEDERAL FARM CREDIT BANKS FUNDING CORP | 0.990 | 98.3027 | 07/13/2026 | 10,000,000.00 | 10,000,000.00 | 9,830,270.00 | 10,000,000.00 | (169,730.00) |
| 3133EMQ62 | FEDERAL FARM CREDIT BANKS FUNDING CORP | 0.990 | 98.3027 | 07/13/2026 | 10,000,000.00 | 10,000,000.00 | 9,830,270.00 | 10,000,000.00 | (169,730.00) |
| 3133ETPE1 | FEDERAL FARM CREDIT BANKS FUNDING CORP | 4.367 | 100.0185 | 07/09/2026 | 25,000,000.00 | 25,000,000.00 | 25,004,625.00 | 25,000,000.00 | 4,625.00 |
| 3130AN3B4 | FEDERAL HOME LOAN BANKS | 1.020 | 98.3795 | 07/06/2026 | 15,000,000.00 | 15,000,000.00 | 14,756,925.00 | 15,000,000.00 | (243,075.00) |
| 3130ASDK2 | FEDERAL HOME LOAN BANKS | 3.250 | 99.7129 | 06/29/2026 | 5,250,000.00 | 5,250,000.00 | 5,234,927.25 | 5,250,000.00 | (15,072.75) |
| 3130AMWT5 | FEDERAL HOME LOAN BANKS | 1.050 | 98.4693 | 06/26/2026 | 15,000,000.00 | 15,000,000.00 | 14,770,395.00 | 15,000,000.00 | (229,605.00) |
| 3130AMT69 | FEDERAL HOME LOAN BANKS | 1.070 | 98.4806 | 06/26/2026 | 10,000,000.00 | 10,000,000.00 | 9,848,060.00 | 10,000,000.00 | (151,940.00) |
| 31424WXD9 | FEDERAL AGRICULTURAL MORTGAGE CORP | 4.354 | 100.0317 | 06/24/2026 | 15,000,000.00 | 15,000,000.00 | 15,004,755.00 | 15,000,000.00 | 4,755.00 |
| 3130AMMZ2 | FEDERAL HOME LOAN BANKS | 1.000 | 98.5404 | 06/10/2026 | 5,000,000.00 | 5,000,000.00 | 4,927,020.00 | 5,000,000.00 | (72,980.00) |
| 3130AMS52 | FEDERAL HOME LOAN BANKS | 1.000 | 98.5583 | 06/08/2026 | 15,000,000.00 | 15,000,000.00 | 14,783,745.00 | 15,000,000.00 | (216,255.00) |
| 3130AMJN3 | FEDERAL HOME LOAN BANKS | 1.030 | 98.6486 | 05/26/2026 | 5,000,000.00 | 5,000,000.00 | 4,932,430.00 | 5,000,000.00 | (67,570.00) |
| 3130AMKB7 | FEDERAL HOME LOAN BANKS | 1.050 | 98.6582 | 05/26/2026 | 15,000,000.00 | 15,000,000.00 | 14,798,730.00 | 15,000,000.00 | (201,270.00) |
| 3130AMME9 | FEDERAL HOME LOAN BANKS | 1.000 | 98.6343 | 05/26/2026 | 10,000,000.00 | 10,000,000.00 | 9,863,430.00 | 10,000,000.00 | (136,570.00) |
| 3130B7HM9 | FEDERAL HOME LOAN BANKS | 4.365 | 100.0178 | 05/20/2026 | 25,000,000.00 | 25,000,000.00 | 25,004,450.00 | 25,000,000.00 | 4,450.00 |
| 3133EMZS4 | FEDERAL FARM CREDIT BANKS FUNDING CORP | 0.900 | 98.6496 | 05/18/2026 | 5,000,000.00 | 5,000,000.00 | 4,932,480.00 | 5,000,000.00 | (67,520.00) |
| 3133ER3N9 | FEDERAL FARM CREDIT BANKS FUNDING CORP | 4.403 | 100.0251 | 05/11/2026 | 25,000,000.00 | 25,000,000.00 | 25,006,275.00 | 25,000,000.00 | 6,275.00 |
| 3130B6Y26 | FEDERAL HOME LOAN BANKS | 4.349 | 99.9979 | 05/08/2026 | 15,000,000.00 | 15,000,000.00 | 14,999,685.00 | 15,000,000.00 | (315.00) |
| 3130B6Y26 | FEDERAL HOME LOAN BANKS | 4.349 | 99.9979 | 05/08/2026 | 25,000,000.00 | 25,000,000.00 | 24,999,475.00 | 25,000,000.00 | (525.00) |
| 3133ETDW4 | FEDERAL FARM CREDIT BANKS FUNDING CORP | 4.001 | 100.0960 | 05/01/2026 | 50,000,000.00 | 50,000,000.00 | 50,048,000.00 | 50,000,000.00 | 48,000.00 |
| 3133ENUL2 | FEDERAL FARM CREDIT BANKS FUNDING CORP | 3.110 | 99.7342 | 04/13/2026 | 10,000,000.00 | 10,000,000.00 | 9,973,420.00 | 10,000,000.00 | (26,580.00) |
| 3130ALKL7 | FEDERAL HOME LOAN BANKS | 0.850 | 99.0805 | 03/25/2026 | 10,000,000.00 | 10,000,000.00 | 9,908,050.00 | 10,000,000.00 | (91,950.00) |
| 3130ALGJ7 | FEDERAL HOME LOAN BANKS | 1.000 | 99.1315 | 03/23/2026 | 9,750,000.00 | 9,750,000.00 | 9,665,321.25 | 9,750,000.00 | (84,678.75) |
| 3130ALGJ7 | FEDERAL HOME LOAN BANKS | 1.000 | 99.1315 | 03/23/2026 | 14,625,000.00 | 14,625,000.00 | 14,497,981.88 | 14,625,000.00 | (127,018.13) |

| | | | | | | | | | |
|-----------|--|--------------|----------------|-------------------|-------------------------|-------------------------|-------------------------|-------------------------|---------------------|
| 3130ALGJ7 | FEDERAL HOME LOAN BANKS | 1.000 | 99.1315 | 03/23/2026 | 19,500,000.00 | 19,500,000.00 | 19,330,642.50 | 19,500,000.00 | (169,357.50) |
| 3130ALGJ7 | FEDERAL HOME LOAN BANKS | 1.000 | 99.1315 | 03/23/2026 | 9,750,000.00 | 9,750,000.00 | 9,665,321.25 | 9,750,000.00 | (84,678.75) |
| 3130ALGJ7 | FEDERAL HOME LOAN BANKS | 1.016 | 99.1315 | 03/23/2026 | 8,921,250.00 | 8,920,815.83 | 8,843,768.94 | 8,914,559.06 | (70,790.12) |
| 3130ALGJ7 | FEDERAL HOME LOAN BANKS | 1.000 | 99.1315 | 03/23/2026 | 9,750,000.00 | 9,750,000.00 | 9,665,321.25 | 9,750,000.00 | (84,678.75) |
| 3130ALGJ7 | FEDERAL HOME LOAN BANKS | 3.010 | 99.1315 | 03/23/2026 | 19,500,000.00 | 19,387,253.73 | 19,330,642.50 | 18,092,685.00 | 1,237,957.50 |
| 3130ALGJ7 | FEDERAL HOME LOAN BANKS | 1.000 | 99.1315 | 03/23/2026 | 19,500,000.00 | 19,500,000.00 | 19,330,642.50 | 19,500,000.00 | (169,357.50) |
| 3130ALGJ7 | FEDERAL HOME LOAN BANKS | 1.000 | 99.1315 | 03/23/2026 | 14,625,000.00 | 14,625,000.00 | 14,497,981.88 | 14,625,000.00 | (127,018.13) |
| 3130ALH56 | FEDERAL HOME LOAN BANKS | 0.750 | 99.1003 | 03/18/2026 | 10,000,000.00 | 10,000,000.00 | 9,910,030.00 | 10,000,000.00 | (89,970.00) |
| 3130ALH56 | FEDERAL HOME LOAN BANKS | 0.750 | 99.1003 | 03/18/2026 | 10,000,000.00 | 10,000,000.00 | 9,910,030.00 | 10,000,000.00 | (89,970.00) |
| 3130ALHG2 | FEDERAL HOME LOAN BANKS | 0.750 | 99.1003 | 03/18/2026 | 10,000,000.00 | 10,000,000.00 | 9,910,030.00 | 10,000,000.00 | (89,970.00) |
| 3130ALFW9 | FEDERAL HOME LOAN BANKS | 0.790 | 99.1083 | 03/18/2026 | 15,000,000.00 | 15,000,000.00 | 14,866,245.00 | 15,000,000.00 | (133,755.00) |
| 3130ALEH3 | FEDERAL HOME LOAN BANKS | 0.700 | 99.1018 | 03/16/2026 | 25,000,000.00 | 25,000,000.00 | 24,775,450.00 | 25,000,000.00 | (224,550.00) |
| 3130ALHH0 | FEDERAL HOME LOAN BANKS | 3.040 | 99.2585 | 03/05/2026 | 10,500,000.00 | 10,447,341.39 | 10,422,142.50 | 9,707,880.00 | 714,262.50 |
| 3130ALEY6 | FEDERAL HOME LOAN BANKS | 3.157 | 99.2257 | 03/04/2026 | 16,160,000.00 | 16,068,918.80 | 16,034,873.12 | 14,879,966.40 | 1,154,906.72 |
| 3130ALGR9 | FEDERAL HOME LOAN BANKS | 0.850 | 99.2994 | 02/26/2026 | 10,000,000.00 | 10,000,000.00 | 9,929,940.00 | 10,000,000.00 | (70,060.00) |
| 3130AL6K5 | FEDERAL HOME LOAN BANKS | 0.580 | 99.2457 | 02/25/2026 | 6,000,000.00 | 6,000,000.00 | 5,954,742.00 | 6,000,000.00 | (45,258.00) |
| 3130ALEM2 | FEDERAL HOME LOAN BANKS | 0.790 | 99.2938 | 02/25/2026 | 10,000,000.00 | 10,000,000.00 | 9,929,380.00 | 10,000,000.00 | (70,620.00) |
| 3130ALEM2 | FEDERAL HOME LOAN BANKS | 0.790 | 99.2938 | 02/25/2026 | 15,000,000.00 | 15,000,000.00 | 14,894,070.00 | 15,000,000.00 | (105,930.00) |
| 3130ALCV4 | FEDERAL HOME LOAN BANKS | 2.112 | 99.2931 | 02/24/2026 | 25,000,000.00 | 24,924,478.73 | 24,823,275.00 | 23,715,250.00 | 1,108,025.00 |
| 3130ALBX1 | FEDERAL HOME LOAN BANKS | 0.580 | 99.2635 | 02/23/2026 | 10,000,000.00 | 10,000,000.00 | 9,926,350.00 | 10,000,000.00 | (73,650.00) |
| 3130AL2G8 | FEDERAL HOME LOAN BANKS | 0.615 | 99.3122 | 02/18/2026 | 5,000,000.00 | 4,999,837.66 | 4,965,610.00 | 4,996,250.00 | (30,640.00) |
| 3130B6ZE9 | FEDERAL HOME LOAN BANKS | 4.324 | 100.0032 | 02/11/2026 | 50,000,000.00 | 50,000,000.00 | 50,001,600.00 | 50,000,000.00 | 1,600.00 |
| 3133ER2H3 | FEDERAL FARM CREDIT BANKS FUNDING CORP | 4.090 | 100.0389 | 02/03/2026 | 12,250,000.00 | 12,250,607.88 | 12,254,765.25 | 12,252,982.39 | 1,782.86 |
| 3130B4QU8 | FEDERAL HOME LOAN BANKS | 4.218 | 100.0203 | 01/23/2026 | 25,000,000.00 | 24,996,732.88 | 25,005,075.00 | 24,977,500.00 | 27,575.00 |
| 3134GXHL1 | FEDERAL HOME LOAN MORTGAGE CORP | 0.700 | 99.7368 | 12/30/2025 | 10,000,000.00 | 10,000,000.00 | 9,973,680.00 | 10,000,000.00 | (26,320.00) |
| 3133EMLR1 | FEDERAL FARM CREDIT BANKS FUNDING CORP | 0.506 | 99.7884 | 12/23/2025 | 12,430,000.00 | 12,429,953.00 | 12,403,698.12 | 12,426,271.00 | (22,572.88) |
| --- | --- | 3.601 | 99.7636 | 09/20/2027 | 4,079,511,250.00 | 4,075,731,955.70 | 4,069,727,191.96 | 4,062,671,938.70 | 7,055,253.26 |

Agency
AGCY DISC

| Cusip | Description | Yield | Market Price | Final Maturity | Par Value | Book Value | Market Value | Principal | Net Unrealized Gain/Loss |
|-----------|--|--------------|----------------|-------------------|-----------------------|-----------------------|-----------------------|-----------------------|--------------------------|
| 313385E36 | FEDERAL HOME LOAN BANKS | 3.625 | 97.3254 | 09/02/2026 | 50,000,000.00 | 48,663,194.45 | 48,662,700.00 | 48,634,027.78 | 28,672.22 |
| 313385ZB5 | FEDERAL HOME LOAN BANKS | 3.737 | 97.8157 | 07/08/2026 | 15,000,000.00 | 14,670,131.25 | 14,672,355.00 | 14,653,562.50 | 18,792.50 |
| 313385YZ3 | FEDERAL HOME LOAN BANKS | 3.737 | 97.8332 | 07/06/2026 | 15,000,000.00 | 14,673,143.75 | 14,674,980.00 | 14,656,575.00 | 18,405.00 |
| 313385YE0 | FEDERAL HOME LOAN BANKS | 3.708 | 98.0055 | 06/17/2026 | 50,000,000.00 | 49,012,750.00 | 49,002,750.00 | 48,987,819.44 | 14,930.56 |
| 313385XX9 | FEDERAL HOME LOAN BANKS | 3.793 | 98.0718 | 06/10/2026 | 25,000,000.00 | 24,513,215.28 | 24,517,950.00 | 24,477,534.72 | 40,415.28 |
| 313385XG6 | FEDERAL HOME LOAN BANKS | 3.891 | 98.2148 | 05/26/2026 | 50,000,000.00 | 49,083,333.33 | 49,107,400.00 | 48,515,625.00 | 591,775.00 |
| 313385WV4 | FEDERAL HOME LOAN BANKS | 3.687 | 98.3204 | 05/15/2026 | 50,000,000.00 | 49,181,875.00 | 49,160,200.00 | 48,983,541.67 | 176,658.33 |
| 313385WV4 | FEDERAL HOME LOAN BANKS | 3.687 | 98.3204 | 05/15/2026 | 50,000,000.00 | 49,181,875.00 | 49,160,200.00 | 48,983,541.67 | 176,658.33 |
| 313385WT9 | FEDERAL HOME LOAN BANKS | 3.873 | 98.3397 | 05/13/2026 | 25,000,000.00 | 24,576,652.78 | 24,584,925.00 | 24,348,097.22 | 236,827.78 |
| 313385WT9 | FEDERAL HOME LOAN BANKS | 3.780 | 98.3397 | 05/13/2026 | 25,000,000.00 | 24,585,708.33 | 24,584,925.00 | 24,539,958.33 | 44,966.67 |
| 313385WF9 | FEDERAL HOME LOAN BANKS | 3.887 | 98.4559 | 05/01/2026 | 25,000,000.00 | 24,606,246.53 | 24,613,975.00 | 24,376,774.31 | 237,200.69 |
| 313385TF3 | FEDERAL HOME LOAN BANKS | 3.855 | 99.1668 | 02/18/2026 | 50,000,000.00 | 49,587,993.05 | 49,583,400.00 | 49,384,597.22 | 198,802.78 |
| 313385TF3 | FEDERAL HOME LOAN BANKS | 3.855 | 99.1668 | 02/18/2026 | 668,000.00 | 662,495.59 | 662,434.22 | 659,778.22 | 2,656.00 |
| 313385TA4 | FEDERAL HOME LOAN BANKS | 4.148 | 99.2179 | 02/13/2026 | 5,000,000.00 | 4,958,837.50 | 4,960,895.00 | 4,877,625.00 | 83,270.00 |
| 313313SW9 | FEDERAL FARM CREDIT BANKS FUNDING CORP | 3.939 | 99.2520 | 02/09/2026 | 15,000,000.00 | 14,889,458.33 | 14,887,800.00 | 14,516,775.00 | 371,025.00 |
| 313385SL1 | FEDERAL HOME LOAN BANKS | 4.201 | 99.3620 | 01/30/2026 | 20,000,000.00 | 19,865,000.00 | 19,872,400.00 | 19,444,250.00 | 428,150.00 |
| 313397SA0 | FEDERAL HOME LOAN MORTGAGE CORP | 4.298 | 99.4663 | 01/20/2026 | 25,000,000.00 | 24,855,902.78 | 24,866,575.00 | 24,461,076.39 | 405,498.61 |
| --- | --- | 3.818 | 98.3709 | 05/11/2026 | 495,668,000.00 | 487,567,812.95 | 487,575,864.22 | 484,501,159.47 | 3,074,704.75 |

Agency CMO
FNMA CMO

| Cusip | Description | Yield | Market Price | Final Maturity | Par Value | Book Value | Market Value | Principal | Net Unrealized Gain/Loss |
|-----------|-----------------|-------|--------------|----------------|--------------|--------------|--------------|--------------|--------------------------|
| 3136B2HA3 | FNA 2018-M10 A2 | 5.208 | 99.0316 | 07/25/2028 | 9,438,932.18 | 9,161,305.80 | 9,347,521.12 | 8,972,884.93 | 374,636.19 |

| | | | | | | | | | |
|-----------|----------------|--------------|----------------|-------------------|----------------------|----------------------|----------------------|----------------------|-------------------|
| 3136AW7J0 | FNA 2017-M8 A2 | 3.448 | 98.7659 | 05/25/2027 | 9,558,752.10 | 9,523,010.68 | 9,440,790.50 | 9,439,267.69 | 1,522.81 |
| --- | --- | 4.311 | 98.8962 | 12/20/2027 | 18,997,684.28 | 18,684,316.48 | 18,788,311.62 | 18,412,152.62 | 376,159.00 |

Agency MBS

| FHLMC | | Yield | Market Price | Final Maturity | Par Value | Book Value | Market Value | Principal | Net Unrealized Gain/Loss |
|-----------|-------------|-------|--------------|----------------|---------------|---------------|---------------|---------------|--------------------------|
| Cusip | Description | | | | | | | | |
| 3132XFYS1 | FH WN1620 | 3.906 | 99.7290 | 08/01/2030 | 25,580,000.00 | 25,542,772.49 | 25,510,672.57 | 25,542,029.69 | (31,357.12) |
| 3132XFZP6 | FH WN1649 | 4.072 | 99.6303 | 08/01/2030 | 30,000,000.00 | 29,773,108.70 | 29,889,081.60 | 29,770,312.50 | 118,769.10 |
| 3132XFXY9 | FH WN1594 | 4.201 | 99.8597 | 07/01/2030 | 25,000,000.00 | 24,767,258.66 | 24,964,926.75 | 24,752,929.69 | 211,997.06 |
| 3132XFXY9 | FH WN1594 | 4.075 | 99.8597 | 07/01/2030 | 25,000,000.00 | 24,894,235.13 | 24,964,926.75 | 24,888,671.88 | 76,254.87 |
| 3132XFXY9 | FH WN1594 | 4.075 | 99.8597 | 07/01/2030 | 25,000,000.00 | 24,894,235.13 | 24,964,926.75 | 24,888,671.88 | 76,254.87 |
| 3132XFXY9 | FH WN1594 | 4.069 | 99.8597 | 07/01/2030 | 29,955,000.00 | 29,835,783.24 | 29,912,975.23 | 29,829,797.46 | 83,177.77 |
| 3132XFYY8 | FH WN1626 | 4.000 | 100.0171 | 07/01/2030 | 25,000,000.00 | 24,917,349.50 | 25,004,286.25 | 24,916,015.63 | 88,270.62 |
| 3132XK2A4 | FH WN5268 | 4.194 | 100.4211 | 06/01/2030 | 35,293,000.00 | 35,190,512.94 | 35,441,602.59 | 35,184,088.01 | 257,514.58 |
| 3132XKZ91 | FH WN5267 | 4.195 | 100.4200 | 06/01/2030 | 28,034,000.00 | 27,951,561.82 | 28,151,747.85 | 27,946,393.75 | 205,354.10 |
| 3132XHSP2 | FH WN3217 | 3.949 | 96.1859 | 06/01/2030 | 48,778,030.50 | 46,999,262.64 | 46,917,589.59 | 46,912,651.91 | 4,937.68 |
| 3132XHSP2 | FH WN3217 | 3.933 | 96.1859 | 06/01/2030 | 29,266,818.30 | 28,217,128.34 | 28,150,553.75 | 28,164,739.67 | (14,185.92) |
| 3132XHSP2 | FH WN3217 | 3.948 | 96.1859 | 06/01/2030 | 14,184,651.27 | 13,667,469.84 | 13,643,635.05 | 13,643,861.44 | (226.38) |
| 3132XFXA1 | FH WN1572 | 4.119 | 99.9293 | 05/01/2030 | 23,506,000.00 | 23,368,071.67 | 23,489,374.91 | 23,359,087.50 | 130,287.41 |
| 3132XFWN4 | FH WN1552 | 4.315 | 100.9116 | 04/01/2030 | 17,369,000.00 | 17,273,318.52 | 17,527,333.37 | 17,263,157.66 | 264,175.71 |
| 3132XKZH3 | FH WN5243 | 4.362 | 99.9070 | 04/01/2030 | 15,000,000.00 | 14,776,381.21 | 14,986,045.05 | 14,753,906.25 | 232,138.80 |
| 3132XKZH3 | FH WN5243 | 4.206 | 99.9070 | 04/01/2030 | 5,548,000.00 | 5,497,539.13 | 5,542,838.53 | 5,494,253.75 | 48,584.78 |
| 3142FEDK3 | FH WR1005 | 4.277 | 100.7215 | 04/01/2030 | 10,000,000.00 | 9,977,903.82 | 10,072,149.30 | 9,976,171.88 | 95,977.42 |
| 3132XFWR5 | FH WN1555 | 4.114 | 100.4697 | 04/01/2030 | 16,156,000.00 | 16,140,021.02 | 16,231,885.38 | 16,138,960.47 | 92,924.91 |
| 3132XKZQ3 | FH WN5250 | 4.130 | 99.5052 | 04/01/2030 | 50,000,000.00 | 49,498,152.23 | 49,752,606.50 | 49,464,843.75 | 287,762.75 |
| 3132XKZQ3 | FH WN5250 | 4.130 | 99.5052 | 04/01/2030 | 50,000,000.00 | 49,498,152.23 | 49,752,606.50 | 49,464,843.75 | 287,762.75 |
| 3132XKZQ3 | FH WN5250 | 4.061 | 99.5052 | 04/01/2030 | 25,000,000.00 | 24,814,054.32 | 24,876,303.25 | 24,803,710.94 | 72,592.31 |
| 3132XKZQ3 | FH WN5250 | 4.053 | 99.5052 | 04/01/2030 | 23,341,000.00 | 23,174,768.93 | 23,225,511.77 | 23,165,452.50 | 59,569.27 |
| 3132XDCY7 | FH WA4486 | 4.082 | 99.6915 | 04/01/2030 | 14,725,325.81 | 14,605,212.99 | 14,679,896.26 | 14,600,505.66 | 79,390.60 |
| 3132XFWD6 | FH WN1543 | 4.368 | 101.2997 | 03/01/2030 | 14,314,000.00 | 14,314,000.00 | 14,500,040.92 | 14,314,000.00 | 186,040.92 |
| 3132XKY84 | FH WN5234 | 4.070 | 99.8128 | 03/01/2030 | 11,200,000.00 | 11,157,284.73 | 11,157,032.70 | 11,154,062.50 | 24,970.20 |
| 3132XK3D7 | FH WN5295 | 3.966 | 100.0008 | 03/01/2030 | 21,840,000.00 | 21,840,000.00 | 21,840,181.27 | 21,840,000.00 | 181.27 |
| 3132XK3G0 | FH WN5298 | 3.946 | 99.8854 | 03/01/2030 | 11,410,000.00 | 11,377,976.28 | 11,396,924.48 | 11,376,572.27 | 20,352.21 |
| 3132XFYA0 | FH WN1604 | 4.013 | 99.6764 | 03/01/2030 | 28,850,000.00 | 28,628,110.79 | 28,756,639.96 | 28,619,384.01 | 137,255.95 |
| 3132XDCS0 | FH WA4480 | 4.039 | 100.2028 | 03/01/2030 | 19,706,164.64 | 19,647,690.11 | 19,746,134.06 | 19,645,352.64 | 100,781.42 |
| 3132XKY35 | FH WN5229 | 4.133 | 100.2654 | 02/01/2030 | 7,300,000.00 | 7,295,465.00 | 7,319,374.35 | 7,295,152.34 | 24,222.01 |
| 3132XK2Q9 | FH WN5282 | 4.015 | 100.1067 | 02/01/2030 | 25,770,000.00 | 25,770,000.00 | 25,797,494.53 | 25,770,000.00 | 27,494.53 |
| 3132XK2K2 | FH WN5277 | 3.972 | 99.8845 | 01/01/2030 | 33,000,000.00 | 32,922,144.21 | 32,961,885.00 | 32,917,500.00 | 44,385.00 |
| 3132XK2K2 | FH WN5277 | 3.990 | 99.8845 | 01/01/2030 | 31,114,000.00 | 31,018,499.30 | 31,078,063.33 | 31,013,122.58 | 64,940.75 |
| 3132XF29 | FH WN1596 | 3.965 | 100.0604 | 01/01/2030 | 52,288,000.00 | 52,288,000.00 | 52,319,601.82 | 52,288,000.00 | 31,601.82 |
| 3132XK2S5 | FH WN5284 | 3.943 | 99.9369 | 12/01/2029 | 10,875,000.00 | 10,863,289.81 | 10,868,135.16 | 10,862,680.66 | 5,454.50 |
| 3132XDCU5 | FH WA4482 | 4.027 | 100.1961 | 12/01/2029 | 15,291,575.95 | 15,256,049.29 | 15,324,541.66 | 15,254,541.66 | 67,015.87 |
| 3132XKV38 | FH WN5133 | 4.382 | 100.8924 | 11/01/2029 | 6,250,000.00 | 6,202,492.59 | 6,305,772.69 | 6,190,673.83 | 115,098.86 |
| 3132XFUU0 | FH WN1494 | 4.669 | 100.1440 | 11/01/2029 | 11,000,000.00 | 10,735,922.53 | 11,015,844.51 | 10,679,453.13 | 336,391.38 |
| 3142FFGV3 | FH WR2011 | 4.378 | 100.3158 | 11/01/2029 | 25,000,000.00 | 24,861,844.79 | 25,078,944.25 | 24,838,867.19 | 240,077.06 |
| 3142FFGV3 | FH WR2011 | 4.218 | 100.3158 | 11/01/2029 | 15,000,000.00 | 15,000,000.00 | 15,047,366.55 | 15,000,000.00 | 47,366.55 |
| 3132XFJ58 | FH WN1183 | 4.059 | 98.0410 | 10/01/2029 | 7,470,000.00 | 7,332,187.50 | 7,323,662.25 | 7,290,253.13 | 33,409.12 |
| 3132XFUA4 | FH WN1476 | 4.332 | 100.3489 | 10/01/2029 | 25,000,000.00 | 24,802,709.65 | 25,087,231.00 | 24,777,343.75 | 309,887.25 |
| 3132XKV87 | FH WN5138 | 4.719 | 99.8485 | 10/01/2029 | 15,000,000.00 | 14,623,502.53 | 14,977,273.50 | 14,541,210.94 | 436,062.56 |
| 3132XKV87 | FH WN5138 | 4.239 | 99.8485 | 10/01/2029 | 23,833,000.00 | 23,607,757.91 | 23,796,890.62 | 23,584,429.26 | 212,461.36 |
| 3132XFRX8 | FH WN1401 | 4.241 | 99.6473 | 09/01/2029 | 17,875,000.00 | 17,665,476.23 | 17,811,959.34 | 17,603,383.79 | 208,575.55 |
| 3132XFR91 | FH WN1411 | 4.474 | 100.4941 | 09/01/2029 | 20,000,000.00 | 19,725,888.17 | 20,098,817.00 | 19,647,656.25 | 451,160.75 |
| 3132XFR91 | FH WN1411 | 4.633 | 100.4941 | 09/01/2029 | 15,000,000.00 | 14,714,951.14 | 15,074,112.75 | 14,636,718.75 | 437,394.00 |
| 3132XFR91 | FH WN1411 | 4.370 | 100.4941 | 09/01/2029 | 11,500,000.00 | 11,380,907.58 | 11,556,819.78 | 11,349,960.94 | 206,858.84 |
| 3132XKUQ8 | FH WN5090 | 4.392 | 100.0360 | 09/01/2029 | 20,000,000.00 | 19,680,642.56 | 20,007,190.20 | 19,597,656.25 | 409,533.95 |
| 3132XKUQ8 | FH WN5090 | 4.352 | 100.0360 | 09/01/2029 | 32,000,000.00 | 31,531,691.77 | 32,011,504.32 | 31,410,000.00 | 601,504.32 |

| | | | | | | | | | |
|-----------|----------------|-------|----------|------------|------------------|------------------|------------------|------------------|---------------|
| 3132XKTE7 | FH WN5048 | 4.513 | 99.7680 | 08/01/2029 | 11,495,000.00 | 11,296,410.19 | 11,468,331.49 | 11,266,896.09 | 201,435.40 |
| 3132XKSS7 | FH WN5028 | 3.886 | 99.8440 | 07/01/2029 | 24,971,000.00 | 24,971,000.00 | 24,932,033.75 | 24,971,000.00 | (38,966.25) |
| 3132XKR25 | FH WN5004 | 4.439 | 100.2268 | 06/01/2029 | 22,870,000.00 | 22,743,142.97 | 22,921,876.48 | 22,696,688.28 | 225,188.20 |
| 3132WW2J0 | FH WA3276 | 4.668 | 101.9678 | 02/01/2029 | 14,615,066.93 | 14,589,867.04 | 14,902,664.70 | 14,578,529.27 | 324,135.43 |
| 3132XG2H8 | FH WN2575 | 4.428 | 101.3858 | 02/01/2029 | 33,705,000.00 | 33,875,328.43 | 34,172,084.90 | 33,947,254.69 | 224,830.21 |
| 3132XGYU4 | FH WN2522 | 4.779 | 101.4336 | 12/01/2028 | 10,000,000.00 | 9,927,336.58 | 10,143,360.60 | 9,884,375.00 | 258,985.60 |
| 3132XGX35 | FH WN2497 | 4.611 | 101.3824 | 10/01/2028 | 28,340,000.00 | 28,250,109.57 | 28,731,784.06 | 28,187,229.69 | 544,554.37 |
| 3137FJYH6 | FHMS K-W07 A2 | 5.264 | 99.3321 | 09/25/2028 | 16,627,402.00 | 15,980,825.21 | 16,516,352.57 | 15,471,927.46 | 1,044,425.11 |
| 3137FGZH1 | FHMS K-W06 A2 | 5.290 | 99.2982 | 06/25/2028 | 24,545,067.00 | 23,759,643.77 | 24,372,819.29 | 23,080,033.31 | 1,292,785.98 |
| 3132XFLR7 | FH WN1235 | 4.690 | 100.1523 | 01/01/2028 | 20,000,000.00 | 19,893,672.38 | 20,030,450.60 | 19,760,937.50 | 269,513.10 |
| 3132XFLR7 | FH WN1235 | 4.333 | 100.1523 | 01/01/2028 | 10,000,000.00 | 9,978,892.38 | 10,015,225.30 | 9,953,125.00 | 62,100.30 |
| 3132XGRH1 | FH WN2287 | 3.945 | 98.9451 | 11/01/2027 | 24,216,112.75 | 24,132,439.54 | 23,960,667.15 | 24,008,005.53 | (47,338.38) |
| 3132XGRH1 | FH WN2287 | 4.073 | 98.9451 | 11/01/2027 | 24,216,112.75 | 24,100,831.50 | 23,960,667.15 | 23,946,519.31 | 14,147.84 |
| 3132XGQ74 | FH WN2277 | 4.062 | 99.4054 | 11/01/2027 | 9,686,445.10 | 9,641,842.90 | 9,628,852.69 | 9,575,959.09 | 52,893.61 |
| 3137FBBX3 | FHMS K-068 A2 | 4.548 | 98.9883 | 08/25/2027 | 9,525,000.00 | 9,330,280.06 | 9,428,634.43 | 9,120,187.50 | 308,446.93 |
| 3137F2LJ3 | FHMS K-066 A2 | 3.111 | 98.9384 | 06/25/2027 | 11,095,000.00 | 11,091,772.74 | 10,977,213.37 | 11,084,598.44 | (107,385.07) |
| 3137BXQY1 | FHMS K-064 A2 | 3.154 | 99.1763 | 03/25/2027 | 1,000,000.00 | 1,000,459.44 | 991,763.24 | 1,001,760.00 | (9,996.76) |
| 3137BXSU3 | FHMS K-IR2 A2 | 4.545 | 98.7937 | 03/25/2027 | 15,000,000.00 | 14,749,956.08 | 14,819,055.30 | 14,389,453.20 | 429,602.10 |
| 3137BYLDO | FHMS K-L01 A2E | 4.184 | 98.9784 | 02/25/2027 | 15,000,000.00 | 14,856,516.07 | 14,846,763.45 | 14,494,950.00 | 351,813.45 |
| 3137BTUM1 | FHMS K-061 A2 | 4.501 | 99.3223 | 11/25/2026 | 8,593,865.82 | 8,511,218.69 | 8,535,622.01 | 8,238,853.22 | 296,768.79 |
| 3137BTUM1 | FHMS K-061 A2 | 4.561 | 99.3223 | 11/25/2026 | 8,116,428.83 | 8,033,441.65 | 8,061,420.79 | 7,812,225.08 | 249,195.71 |
| 3132XDAU7 | FH WA4418 | 4.107 | 98.0434 | 11/01/2026 | 13,970,021.74 | 13,697,924.16 | 13,696,688.35 | 13,479,433.87 | 217,254.48 |
| 3137FQXJ7 | FHMS K-737 A2 | 4.358 | 98.8239 | 10/25/2026 | 2,035,000.00 | 2,004,567.35 | 2,011,065.75 | 1,986,748.23 | 24,317.52 |
| 3137FQXJ7 | FHMS K-737 A2 | 4.358 | 98.8239 | 10/25/2026 | 50,000,000.00 | 49,252,269.19 | 49,411,935.00 | 48,814,453.13 | 597,481.87 |
| 3137FQXJ7 | FHMS K-737 A2 | 4.358 | 98.8239 | 10/25/2026 | 50,000,000.00 | 49,252,269.19 | 49,411,935.00 | 48,814,453.13 | 597,481.87 |
| 3137FQXJ7 | FHMS K-737 A2 | 4.358 | 98.8239 | 10/25/2026 | 50,000,000.00 | 49,252,269.19 | 49,411,935.00 | 48,814,453.13 | 597,481.87 |
| 3137BSRE5 | FHMS K-059 A2 | 4.148 | 99.2533 | 09/25/2026 | 11,947,745.76 | 11,851,359.94 | 11,858,529.08 | 11,759,195.40 | 99,333.68 |
| 3137BSP72 | FHMS K-058 A2 | 4.465 | 98.9784 | 08/25/2026 | 15,000,000.00 | 14,813,704.73 | 14,846,758.20 | 14,589,843.75 | 256,914.45 |
| 3137BSP72 | FHMS K-058 A2 | 4.142 | 98.9784 | 08/25/2026 | 20,975,000.00 | 20,756,977.14 | 20,760,716.88 | 20,521,907.23 | 238,809.65 |
| 3137BSP72 | FHMS K-058 A2 | 4.251 | 98.9784 | 08/25/2026 | 42,473,000.00 | 42,002,247.11 | 42,039,090.74 | 41,490,811.88 | 548,278.86 |
| 3137FQ3P6 | FHMS K-C06 A2 | 4.291 | 98.9049 | 08/25/2026 | 10,639,322.52 | 10,515,616.13 | 10,522,813.96 | 10,451,472.07 | 71,341.89 |
| 3137BRQJ7 | FHMS K-057 A2 | 4.657 | 99.0857 | 07/25/2026 | 13,732,489.80 | 13,580,379.83 | 13,606,932.14 | 13,109,699.93 | 497,232.21 |
| 3137FNWX4 | FHMS K-736 A2 | 3.655 | 98.9820 | 07/25/2026 | 8,852,965.50 | 8,789,583.40 | 8,762,838.42 | 8,413,775.41 | 349,063.00 |
| 3137FNWX4 | FHMS K-736 A2 | 4.170 | 98.9820 | 07/25/2026 | 42,618,175.92 | 42,194,070.89 | 42,184,304.13 | 41,655,937.63 | 528,366.51 |
| 3137BQYS0 | FHMS K-056 A2 | 4.186 | 99.2518 | 05/25/2026 | 15,900,696.00 | 15,793,054.09 | 15,781,720.63 | 15,606,284.68 | 175,435.96 |
| 3137FMU67 | FHMS K-735 A2 | 3.518 | 99.3434 | 05/25/2026 | 11,500,519.35 | 11,471,419.50 | 11,425,008.21 | 11,230,526.69 | 194,481.52 |
| 3137BPW21 | FHMS K-055 A2 | 4.420 | 99.4850 | 03/25/2026 | 46,728,791.50 | 46,520,785.23 | 46,488,135.89 | 45,873,654.61 | 614,481.28 |
| 3137BPW21 | FHMS K-055 A2 | 4.420 | 99.4850 | 03/25/2026 | 1,397,190.87 | 1,390,971.48 | 1,389,995.26 | 1,371,622.27 | 18,372.99 |
| 3137BPW21 | FHMS K-055 A2 | 4.460 | 99.4850 | 03/25/2026 | 9,345,758.30 | 9,303,365.94 | 9,297,627.18 | 9,169,123.47 | 128,503.71 |
| 3137BP4K2 | FHMS K-IR1 A2 | 4.641 | 99.4430 | 03/25/2026 | 22,370,000.00 | 22,263,340.46 | 22,245,403.35 | 21,817,740.62 | 427,662.73 |
| 3137BNGT5 | FHMS K-054 A2 | 4.286 | 99.6421 | 01/25/2026 | 5,400,301.90 | 5,392,601.99 | 5,380,971.73 | 5,327,525.36 | 53,446.37 |
| --- | --- | 4.226 | 99.5748 | 01/04/2029 | 1,908,128,046.79 | 1,890,332,503.11 | 1,899,883,977.63 | 1,880,192,693.63 | 19,691,284.00 |

Agency MBS
FNMA

| Cusip | Description | Yield | Market Price | Final Maturity | Par Value | Book Value | Market Value | Principal | Net Unrealized Gain/Loss |
|-----------|-------------|-------|--------------|----------------|---------------|---------------|---------------|---------------|--------------------------|
| 3140Q1CP3 | FN BZ5477 | 4.055 | 99.6829 | 11/01/2030 | 8,909,000.00 | 8,858,472.20 | 8,880,747.33 | 8,858,190.86 | 22,556.47 |
| 3140Q1CN8 | FN BZ5476 | 4.055 | 99.6829 | 11/01/2030 | 13,860,000.00 | 13,781,392.37 | 13,816,046.48 | 13,780,954.69 | 35,091.79 |
| 3140Q1GR5 | FN BZ5607 | 3.972 | 99.2537 | 11/01/2030 | 38,220,000.00 | 37,981,788.17 | 37,934,776.75 | 37,981,125.00 | (46,348.25) |
| 3140Q1D72 | FN BZ5525 | 3.987 | 99.3751 | 11/01/2030 | 24,750,000.00 | 24,606,347.19 | 24,595,335.27 | 24,605,947.27 | (10,612.00) |
| 3140Q0U42 | FN BZ5102 | 4.031 | 99.5423 | 10/01/2030 | 47,851,000.00 | 47,515,991.84 | 47,631,979.75 | 47,507,070.94 | 124,908.81 |
| 3140Q03R1 | FN BZ5307 | 3.870 | 99.3890 | 10/01/2030 | 25,000,000.00 | 24,932,932.58 | 24,847,248.75 | 24,931,640.63 | (84,391.88) |
| 3140Q0UZ3 | FN BZ5099 | 3.848 | 99.5230 | 10/01/2030 | 32,630,000.00 | 32,630,000.00 | 32,474,369.58 | 32,630,000.00 | (155,630.42) |
| 3140Q0XF4 | FN BZ5177 | 3.987 | 100.2327 | 10/01/2030 | 6,580,000.00 | 6,580,000.00 | 6,595,308.76 | 6,580,000.00 | 15,308.76 |
| 3140Q0L91 | FN BZ4851 | 3.978 | 99.9203 | 09/01/2030 | 25,000,000.00 | 25,000,000.00 | 24,980,070.50 | 25,000,000.00 | (19,929.50) |
| 3140Q0MF6 | FN BZ4857 | 3.996 | 99.8997 | 09/01/2030 | 10,526,000.00 | 10,524,421.72 | 10,515,442.42 | 10,524,355.31 | (8,912.89) |

| | | | | | | | | | |
|------------|----------------|-------|----------|------------|---------------|---------------|---------------|---------------|--------------|
| 3140Q0P30 | FN BZ4941 | 3.972 | 99.8560 | 09/01/2030 | 7,485,000.00 | 7,470,088.15 | 7,474,219.13 | 7,469,503.71 | 4,715.42 |
| 3140Q0FN7 | FN BZ4672 | 3.975 | 100.2905 | 09/01/2030 | 32,175,000.00 | 32,175,000.00 | 32,268,480.60 | 32,175,000.00 | 93,480.60 |
| 3140Q0FZ0 | FN BZ4683 | 4.107 | 100.5751 | 09/01/2030 | 13,509,000.00 | 13,503,392.47 | 13,586,695.66 | 13,503,195.32 | 83,500.34 |
| 3140Q0HM7 | FN BZ4735 | 4.062 | 100.4652 | 09/01/2030 | 16,530,000.00 | 16,529,364.19 | 16,606,892.60 | 16,529,354.30 | 77,538.30 |
| 3140Q0SN3 | FN BZ5024 | 4.052 | 100.3781 | 09/01/2030 | 6,050,000.00 | 6,050,000.00 | 6,072,875.53 | 6,050,000.00 | 22,875.53 |
| 3140Q0CZ3 | FN BZ4587 | 4.250 | 101.0323 | 08/01/2030 | 9,750,000.00 | 9,719,011.17 | 9,850,648.47 | 9,716,865.23 | 133,783.24 |
| 3140Q0AY8 | FN BZ4522 | 4.192 | 100.7691 | 08/01/2030 | 20,933,850.00 | 20,891,438.53 | 21,094,843.03 | 20,888,874.93 | 205,968.10 |
| 3140NYUL3 | FN BZ4186 | 4.200 | 100.9022 | 08/01/2030 | 10,601,000.00 | 10,593,190.05 | 10,696,637.35 | 10,592,717.97 | 103,919.38 |
| 3140NY4W8 | FN BZ4436 | 3.922 | 100.0583 | 08/01/2030 | 8,283,000.00 | 8,283,000.00 | 8,287,825.18 | 8,283,000.00 | 4,825.18 |
| 3140NYN64 | FN BZ4012 | 4.074 | 100.1712 | 07/01/2030 | 8,345,000.00 | 8,304,783.59 | 8,359,284.22 | 8,301,971.09 | 57,313.13 |
| 3140NY3N9 | FN BZ4404 | 4.069 | 100.5155 | 07/01/2030 | 7,048,000.00 | 7,041,203.44 | 7,084,331.88 | 7,040,841.88 | 43,490.00 |
| 3140NYN49 | FN BZ4010 | 4.104 | 100.2130 | 07/01/2030 | 12,805,000.00 | 12,756,285.59 | 12,832,277.98 | 12,754,480.27 | 77,797.71 |
| 3140NYNY3 | FN BZ4006 | 4.104 | 100.0472 | 07/01/2030 | 18,760,000.00 | 18,688,630.82 | 18,768,845.34 | 18,685,985.94 | 82,859.40 |
| 3140NYMU2 | FN BZ3970 | 4.106 | 100.1802 | 05/01/2030 | 18,485,000.00 | 18,421,276.14 | 18,518,312.00 | 18,417,125.39 | 101,186.61 |
| 3140NYKT7 | FN BZ3905 | 4.067 | 100.4969 | 05/01/2030 | 10,000,000.00 | 9,980,929.67 | 10,049,692.90 | 9,979,687.50 | 70,005.40 |
| 3140NXY72 | FN BZ3433 | 4.213 | 100.9299 | 04/01/2030 | 12,855,000.00 | 12,855,000.00 | 12,974,543.92 | 12,855,000.00 | 119,543.92 |
| 3140NX7M9 | FN BZ3599 | 4.344 | 100.7222 | 04/01/2030 | 35,880,000.00 | 35,559,563.72 | 36,139,133.97 | 35,514,192.21 | 624,941.76 |
| 3140NXWN9 | FN BZ3352 | 4.382 | 101.8279 | 03/01/2030 | 41,362,000.00 | 41,313,245.98 | 42,118,071.30 | 41,305,450.37 | 812,620.93 |
| 3140HXL65 | FN BL5748 | 3.918 | 94.7050 | 02/01/2030 | 12,874,678.31 | 12,262,502.52 | 12,192,957.78 | 12,235,973.56 | (43,015.78) |
| 3140NWVP7 | FN BZ2421 | 1.440 | 101.8824 | 12/01/2029 | 31,354,000.00 | 31,354,000.00 | 31,944,215.22 | 31,354,000.00 | 590,215.22 |
| 3140NWVP7 | FN BZ2421 | 4.498 | 101.8824 | 12/01/2029 | 20,000,000.00 | 19,910,304.54 | 20,376,484.80 | 19,889,062.50 | 487,422.30 |
| 3140NW2N4 | FN BZ2580 | 4.589 | 101.8842 | 12/01/2029 | 30,144,000.00 | 29,922,760.54 | 30,711,965.71 | 29,870,820.00 | 841,145.71 |
| 3140NWPY5 | FN BZ2238 | 4.376 | 101.4215 | 11/01/2029 | 9,870,000.00 | 9,847,770.76 | 10,010,303.73 | 9,842,240.63 | 168,063.10 |
| 3140NWHV0 | FN BZ2043 | 4.334 | 99.4114 | 11/01/2029 | 20,000,000.00 | 19,611,476.11 | 19,882,284.00 | 19,566,406.25 | 315,877.75 |
| 3140LHHC7 | FN BS6526 | 3.976 | 98.6198 | 10/01/2029 | 25,000,000.00 | 24,581,316.79 | 24,654,953.00 | 24,573,242.19 | 81,710.81 |
| 3140NWG41 | FN BZ2018 | 3.891 | 99.3159 | 10/01/2029 | 57,415,000.00 | 57,042,030.50 | 57,022,230.30 | 57,029,242.97 | (7,012.67) |
| 3140NWG90 | FN BZ2023 | 4.497 | 100.2507 | 10/01/2029 | 15,000,000.00 | 14,718,619.07 | 15,037,597.50 | 14,640,234.38 | 397,363.12 |
| 3140NWEX9 | FN BZ1949 | 4.468 | 100.2526 | 10/01/2029 | 3,444,000.00 | 3,393,052.80 | 3,452,698.89 | 3,380,097.66 | 72,601.23 |
| 3140NWKR5 | FN BZ2103 | 4.517 | 100.6468 | 10/01/2029 | 15,000,000.00 | 14,761,125.77 | 15,097,015.95 | 14,711,132.81 | 385,883.14 |
| 3140HVB60 | FN BL3660 | 4.458 | 95.8404 | 08/01/2029 | 24,395,339.50 | 23,045,975.93 | 23,380,579.98 | 22,555,206.66 | 825,373.32 |
| 3140HUNU6 | FN BL3102 | 4.474 | 95.6985 | 08/01/2029 | 21,758,614.25 | 20,504,368.34 | 20,822,666.59 | 20,042,573.54 | 780,093.05 |
| 3140HUNU6 | FN BL3102 | 4.139 | 95.6985 | 08/01/2029 | 4,744,248.25 | 4,516,358.68 | 4,540,174.23 | 4,435,686.79 | 104,487.43 |
| 3140HUNU6 | FN BL3102 | 4.396 | 95.6985 | 08/01/2029 | 24,195,579.05 | 22,851,548.22 | 23,154,805.25 | 22,366,733.52 | 788,071.73 |
| 3138L5YU8 | FN AM5222 | 4.323 | 100.7902 | 07/01/2029 | 28,032,749.82 | 28,032,749.83 | 28,254,270.78 | 28,032,749.83 | 221,520.95 |
| 3140NVFJ1 | FN BZ1068 | 4.555 | 102.3469 | 06/01/2029 | 10,000,000.00 | 10,000,000.00 | 10,234,689.40 | 10,000,000.00 | 234,689.40 |
| 3140NVFJ1 | FN BZ1068 | 4.555 | 102.3469 | 06/01/2029 | 15,000,000.00 | 15,000,000.00 | 15,352,034.10 | 15,000,000.00 | 352,034.10 |
| 3140NVE37 | FN BZ1053 | 4.596 | 102.3009 | 06/01/2029 | 15,770,000.00 | 15,770,000.00 | 16,132,844.52 | 15,770,000.00 | 362,844.52 |
| 3140NU4W6 | FN BZ0836 | 4.606 | 102.4477 | 05/01/2029 | 16,365,000.00 | 16,365,000.00 | 16,765,574.12 | 16,365,000.00 | 400,574.12 |
| 3140NU6F1 | FN BZ0869 | 4.623 | 102.2264 | 04/01/2029 | 32,230,000.00 | 32,202,715.70 | 32,947,561.31 | 32,189,712.50 | 757,848.81 |
| 3140NUPT0 | FN BZ0433 | 4.580 | 101.0912 | 03/01/2029 | 25,000,000.00 | 24,743,618.57 | 25,272,808.75 | 24,609,375.00 | 663,433.75 |
| 3140NUPT0 | FN BZ0433 | 4.612 | 101.0912 | 03/01/2029 | 25,681,000.00 | 25,385,893.40 | 25,961,240.06 | 25,236,598.32 | 724,641.74 |
| 3140NURK7 | FN BZ0489 | 4.552 | 102.4577 | 02/01/2029 | 25,000,000.00 | 25,000,000.00 | 25,614,434.25 | 25,000,000.00 | 614,434.25 |
| 3140NURK7 | FN BZ0489 | 4.636 | 102.4577 | 02/01/2029 | 16,000,000.00 | 15,960,600.59 | 16,393,237.92 | 15,942,500.00 | 450,737.92 |
| 3140NUNR6 | FN BZ0399 | 4.670 | 102.0625 | 02/01/2029 | 15,000,000.00 | 14,959,424.31 | 15,309,380.40 | 14,936,718.75 | 372,661.65 |
| 3140LLKK6 | FN BS9297 | 5.110 | 101.5357 | 10/01/2028 | 21,050,000.00 | 20,679,489.84 | 21,373,272.01 | 20,402,054.69 | 971,217.32 |
| 3140LLZT1 | FN BS9753 | 5.092 | 103.1379 | 10/01/2028 | 20,000,000.00 | 19,969,419.15 | 20,627,570.20 | 19,946,875.00 | 680,695.20 |
| 3136B3XY1 | FNA 2019-M1 A2 | 4.441 | 99.2513 | 09/25/2028 | 10,612,797.45 | 10,459,372.08 | 10,533,335.72 | 10,426,244.42 | 107,091.31 |
| 3140LLB83 | FN BS9062 | 5.049 | 101.5952 | 09/01/2028 | 20,000,000.00 | 19,709,395.90 | 20,319,046.60 | 19,481,250.00 | 837,796.60 |
| 3140LLMH1 | FN BS9359 | 5.051 | 102.3093 | 08/01/2028 | 15,874,000.00 | 15,778,117.71 | 16,240,583.84 | 15,699,758.05 | 540,825.79 |
| 3136BQDE6 | FNA 2023-M6 A2 | 4.724 | 100.3913 | 07/25/2028 | 23,866,404.50 | 23,586,917.85 | 23,959,797.56 | 23,373,227.63 | 586,569.93 |
| 3140LLKKW2 | FN BS8408 | 4.658 | 101.2298 | 06/01/2028 | 12,003,000.00 | 11,930,095.07 | 12,150,610.97 | 11,878,750.20 | 271,860.77 |
| 3140LKYQ0 | FN BS8818 | 4.526 | 99.9266 | 06/01/2028 | 25,000,000.00 | 24,677,221.42 | 24,981,650.25 | 24,363,281.25 | 618,369.00 |
| 3140LKU84 | FN BS8706 | 4.510 | 100.3385 | 06/01/2028 | 25,000,000.00 | 24,734,310.70 | 25,084,625.25 | 24,478,515.63 | 606,109.62 |
| 3140LKJP9 | FN BS8369 | 4.649 | 99.8935 | 05/01/2028 | 16,850,000.00 | 16,743,653.54 | 16,657,804.69 | 16,657,804.69 | 174,250.40 |
| 3140LKJM6 | FN BS8367 | 4.651 | 100.6850 | 05/01/2028 | 14,563,000.00 | 14,414,117.42 | 14,662,753.49 | 14,304,734.30 | 358,019.19 |
| 3140LKCJ8 | FN BS8358 | 4.074 | 100.4771 | 04/01/2028 | 24,459,000.00 | 24,459,000.00 | 24,575,696.09 | 24,459,000.00 | 116,696.09 |
| 3140LBU27 | FN BS1500 | 4.591 | 93.8556 | 03/01/2028 | 29,612,500.00 | 27,487,121.22 | 27,792,979.48 | 26,109,896.48 | 1,683,083.00 |
| 3140LBU27 | FN BS1500 | 3.741 | 93.8556 | 03/01/2028 | 20,000,000.00 | 18,889,815.39 | 18,771,113.20 | 18,286,718.75 | 484,394.45 |

| | | | | | | | | | |
|-----------|---------------------------------------|--------------|----------------|-------------------|-------------------------|-------------------------|-------------------------|-------------------------|----------------------|
| 3140LBP64 | FN BS1344 | 4.165 | 93.8305 | 03/01/2028 | 20,000,000.00 | 18,737,589.10 | 18,766,102.40 | 18,017,968.75 | 748,133.65 |
| 3140LHSB7 | FN BS6813 | 4.363 | 100.8135 | 02/01/2028 | 19,478,000.00 | 19,469,983.14 | 19,636,460.35 | 19,459,739.38 | 176,720.97 |
| 3140LJS23 | FN BS7736 | 4.416 | 100.4767 | 02/01/2028 | 20,000,000.00 | 19,881,684.27 | 20,095,336.20 | 19,731,250.00 | 364,086.20 |
| 3140LJS23 | FN BS7736 | 4.071 | 100.4767 | 02/01/2028 | 15,000,000.00 | 15,000,000.00 | 15,071,502.15 | 15,000,000.00 | 71,502.15 |
| 3140LJS23 | FN BS7736 | 4.078 | 100.4767 | 02/01/2028 | 10,000,000.00 | 10,000,000.00 | 10,047,668.10 | 10,000,000.00 | 47,668.10 |
| 3140LHVX5 | FN BS6929 | 4.280 | 100.4966 | 11/01/2027 | 31,100,000.00 | 31,059,820.34 | 31,254,429.23 | 30,996,738.28 | 257,690.95 |
| 3136BML55 | FNA 2022-M11 A2 | 4.554 | 98.2251 | 10/25/2027 | 20,695,401.60 | 20,323,571.94 | 20,328,081.81 | 19,717,750.83 | 610,330.99 |
| 3138LKZ34 | FN AN7061 | 6.197 | 97.7763 | 10/01/2027 | 12,800,000.00 | 12,409,623.58 | 12,515,371.39 | 12,028,000.00 | 487,371.39 |
| 3136AY6X6 | FNA 2017-M15 A2 | 4.609 | 98.6281 | 09/25/2027 | 12,861,793.61 | 12,650,150.97 | 12,685,337.01 | 12,341,795.25 | 343,541.76 |
| 3138LHUZ5 | FN AN5099 | 3.076 | 98.7980 | 04/01/2027 | 23,057,861.25 | 23,051,688.66 | 22,780,704.37 | 23,036,244.49 | (255,540.12) |
| 3140HV2G8 | FN BL4374 | 4.291 | 98.1652 | 10/01/2026 | 21,300,000.00 | 20,889,134.49 | 20,909,178.65 | 19,947,117.19 | 962,061.46 |
| 3136AS4R4 | FNA 2016-M7 A2 | 4.574 | 99.0468 | 09/25/2026 | 13,741,400.03 | 13,592,042.40 | 13,610,419.89 | 13,445,410.27 | 165,009.62 |
| 3138LEVL2 | FN AN2418 | 5.290 | 98.4499 | 09/01/2026 | 15,000,000.00 | 14,725,289.01 | 14,767,483.20 | 14,354,328.92 | 413,154.28 |
| 3138LETC5 | FN AN2346 | 4.438 | 98.7829 | 08/01/2026 | 8,168,848.70 | 8,077,386.85 | 8,069,424.42 | 7,988,559.70 | 80,864.72 |
| 3138LENE7 | FN AN2188 | 3.543 | 98.8778 | 07/01/2026 | 9,553,068.90 | 9,526,928.68 | 9,445,859.87 | 9,369,470.85 | 76,389.02 |
| 3138LD5W9 | FN AN1760 | 4.176 | 99.0836 | 06/01/2026 | 15,000,000.00 | 14,947,599.64 | 14,862,544.20 | 14,582,812.50 | 279,731.70 |
| 3136AR5S3 | FNA 2016-M5 A2 | 4.816 | 99.3055 | 04/25/2026 | 12,139,294.39 | 12,063,608.87 | 12,054,990.63 | 11,919,743.85 | 135,246.78 |
| 3138LCW35 | FN AN0665 | 5.458 | 99.5797 | 02/01/2026 | 14,307,830.61 | 14,261,818.44 | 14,247,698.66 | 13,812,086.57 | 435,612.09 |
| 3140HSW31 | FN BL1565 | 3.958 | 99.6282 | 02/01/2026 | 9,900,000.00 | 8,985,078.65 | 8,966,541.78 | 8,928,281.25 | 38,260.53 |
| 3138LCH81 | FN AN0254 | 3.738 | 99.7220 | 12/01/2025 | 7,024,167.29 | 7,024,167.29 | 7,004,638.70 | 6,891,366.63 | 113,272.07 |
| 3138LCHR9 | FEDERAL NATIONAL MORTGAGE ASSOCIATION | 2.939 | 99.7220 | 12/01/2025 | 13,430,529.90 | 13,430,529.90 | 13,393,190.34 | 13,417,938.78 | (24,748.44) |
| --- | --- | 4.264 | 99.9080 | 04/02/2029 | 1,666,005,957.41 | 1,647,915,706.08 | 1,663,991,998.30 | 1,636,892,553.23 | 27,099,445.07 |

CD
CD

| Cusip | Description | Yield | Market Price | Final Maturity | Par Value | Book Value | Market Value | Principal | Net Unrealized Gain/Loss |
|------------|---|-------|--------------|----------------|----------------|----------------|----------------|----------------|--------------------------|
| PPGYBN2W3R | Altura Credit Union | 4.020 | 100.0000 | 09/04/2026 | 25,000,000.00 | 25,000,000.00 | 25,000,000.00 | 25,000,000.00 | 0.00 |
| 46651VGYW0 | J.P. Morgan Securities LLC | 0.000 | 100.0000 | 07/07/2026 | 50,000,000.00 | 50,000,000.00 | 50,000,000.00 | 50,000,000.00 | 0.00 |
| 78015JNU7 | Royal Bank of Canada New York Branch | 3.920 | 100.0000 | 05/19/2026 | 50,000,000.00 | 50,000,000.00 | 50,000,000.00 | 50,000,000.00 | 0.00 |
| 06051WWL4 | Bank of America, National Association | 3.950 | 100.0000 | 05/15/2026 | 50,000,000.00 | 50,000,000.00 | 50,000,000.00 | 50,000,000.00 | 0.00 |
| 89115DDH6 | Toronto-Dominion Bank - New York Branch | 3.980 | 100.0000 | 05/13/2026 | 50,000,000.00 | 50,000,000.00 | 50,000,000.00 | 50,000,000.00 | 0.00 |
| 89115DCV6 | Toronto-Dominion Bank - New York Branch | 3.980 | 100.0000 | 05/12/2026 | 50,000,000.00 | 50,000,000.00 | 50,000,000.00 | 50,000,000.00 | 0.00 |
| 89115DCC6 | Toronto-Dominion Bank - New York Branch | 3.950 | 100.0000 | 05/11/2026 | 50,000,000.00 | 50,000,000.00 | 50,000,000.00 | 50,000,000.00 | 0.00 |
| 89115DBH8 | Toronto-Dominion Bank - New York Branch | 3.950 | 100.0000 | 05/06/2026 | 50,000,000.00 | 50,000,000.00 | 50,000,000.00 | 50,000,000.00 | 0.00 |
| 78015JEG8 | Royal Bank of Canada New York Branch | 4.310 | 100.0000 | 03/19/2026 | 25,000,000.00 | 25,000,000.00 | 25,000,000.00 | 25,000,000.00 | 0.00 |
| 89115DAZ9 | Toronto-Dominion Bank - New York Branch | 4.010 | 100.0000 | 02/25/2026 | 50,000,000.00 | 50,000,000.00 | 50,000,000.00 | 50,000,000.00 | 0.00 |
| 89115D7H3 | Toronto-Dominion Bank - New York Branch | 3.990 | 100.0000 | 02/18/2026 | 50,000,000.00 | 50,000,000.00 | 50,000,000.00 | 50,000,000.00 | 0.00 |
| 21684X4Q6 | Coöperatieve Rabobank U.A., New York Branch | 4.020 | 100.0000 | 02/13/2026 | 50,000,000.00 | 50,000,000.00 | 50,000,000.00 | 50,000,000.00 | 0.00 |
| 89115DDM5 | Toronto-Dominion Bank - New York Branch | 4.060 | 100.0000 | 02/13/2026 | 50,000,000.00 | 50,000,000.00 | 50,000,000.00 | 50,000,000.00 | 0.00 |
| 89115DAV8 | Toronto-Dominion Bank - New York Branch | 4.010 | 100.0000 | 02/11/2026 | 50,000,000.00 | 50,000,000.00 | 50,000,000.00 | 50,000,000.00 | 0.00 |
| 78015JKY2 | Royal Bank of Canada New York Branch | 4.180 | 100.0000 | 02/09/2026 | 50,000,000.00 | 50,000,000.00 | 50,000,000.00 | 50,000,000.00 | 0.00 |
| 89115D6Z4 | Toronto-Dominion Bank - New York Branch | 3.990 | 100.0000 | 02/04/2026 | 50,000,000.00 | 50,000,000.00 | 50,000,000.00 | 50,000,000.00 | 0.00 |
| 78015JLG0 | Royal Bank of Canada New York Branch | 4.190 | 100.0000 | 01/30/2026 | 50,000,000.00 | 50,000,000.00 | 50,000,000.00 | 50,000,000.00 | 0.00 |
| 78015JLG0 | Royal Bank of Canada New York Branch | 4.190 | 100.0000 | 01/30/2026 | 25,000,000.00 | 25,000,000.00 | 25,000,000.00 | 25,000,000.00 | 0.00 |
| 86959TSD9 | Svenska Handelsbanken AB (publ) | 3.820 | 100.0000 | 01/30/2026 | 65,000,000.00 | 65,000,000.00 | 65,000,000.00 | 65,000,000.00 | 0.00 |
| 78015JEQ6 | Royal Bank of Canada New York Branch | 4.310 | 100.0000 | 01/21/2026 | 25,000,000.00 | 25,000,000.00 | 25,000,000.00 | 25,000,000.00 | 0.00 |
| 78015JEC7 | Royal Bank of Canada New York Branch | 4.270 | 100.0000 | 01/16/2026 | 25,000,000.00 | 25,000,000.00 | 25,000,000.00 | 25,000,000.00 | 0.00 |
| 86959TQW9 | Svenska Handelsbanken AB (publ) | 4.100 | 100.0000 | 01/16/2026 | 100,000,000.00 | 100,000,000.00 | 100,000,000.00 | 100,000,000.00 | 0.00 |
| 78015JKL0 | Royal Bank of Canada New York Branch | 4.230 | 100.0000 | 01/15/2026 | 50,000,000.00 | 50,000,000.00 | 50,000,000.00 | 50,000,000.00 | 0.00 |
| 86959TRH1 | Svenska Handelsbanken AB (publ) | 3.970 | 100.0000 | 01/15/2026 | 50,000,000.00 | 50,000,000.00 | 50,000,000.00 | 50,000,000.00 | 0.00 |
| 86959TRM0 | Svenska Handelsbanken AB (publ) | 3.940 | 100.0000 | 01/15/2026 | 50,000,000.00 | 50,000,000.00 | 50,000,000.00 | 50,000,000.00 | 0.00 |
| 89115DDDS5 | Toronto-Dominion Bank - New York Branch | 4.010 | 100.0000 | 01/15/2026 | 50,000,000.00 | 50,000,000.00 | 50,000,000.00 | 50,000,000.00 | 0.00 |
| 78015JNG8 | Royal Bank of Canada New York Branch | 4.180 | 100.0000 | 01/06/2026 | 50,000,000.00 | 50,000,000.00 | 50,000,000.00 | 50,000,000.00 | 0.00 |
| 78015JNG8 | Royal Bank of Canada New York Branch | 4.180 | 100.0000 | 01/06/2026 | 50,000,000.00 | 50,000,000.00 | 50,000,000.00 | 50,000,000.00 | 0.00 |
| 78015JNG8 | Royal Bank of Canada New York Branch | 4.180 | 100.0000 | 01/06/2026 | 50,000,000.00 | 50,000,000.00 | 50,000,000.00 | 50,000,000.00 | 0.00 |
| 86959TRD0 | Svenska Handelsbanken AB (publ) | 4.010 | 100.0000 | 12/30/2025 | 70,000,000.00 | 70,000,000.00 | 70,000,000.00 | 70,000,000.00 | 0.00 |

| | | | | | | | | | |
|-----------|---|--------------|-----------------|-------------------|-------------------------|-------------------------|-------------------------|-------------------------|-------------|
| 06051WVS0 | Bank of America, National Association | 4.430 | 100.0000 | 12/04/2025 | 50,000,000.00 | 50,000,000.00 | 50,000,000.00 | 50,000,000.00 | 0.00 |
| 21684X3P9 | Coöperatieve Rabobank U.A., New York Branch | 4.400 | 100.0000 | 12/01/2025 | 50,000,000.00 | 50,000,000.00 | 50,000,000.00 | 50,000,000.00 | 0.00 |
| --- | --- | 3.943 | 100.0000 | 02/21/2026 | 1,560,000,000.00 | 1,560,000,000.00 | 1,560,000,000.00 | 1,560,000,000.00 | 0.00 |

CP

| CP | Cusip | Description | Yield | Market Price | Final Maturity | Par Value | Book Value | Market Value | Principal | Net Unrealized Gain/Loss |
|----|-----------|---|-------|--------------|----------------|---------------|---------------|---------------|---------------|--------------------------|
| | 46656HKE1 | J.P. Morgan Securities LLC | 4.254 | 100.0000 | 08/10/2026 | 50,000,000.00 | 50,000,000.00 | 50,000,000.00 | 50,000,000.00 | 0.00 |
| | 46656HKE1 | J.P. Morgan Securities LLC | 4.254 | 100.0000 | 08/10/2026 | 50,000,000.00 | 50,000,000.00 | 50,000,000.00 | 50,000,000.00 | 0.00 |
| | 7426M3GX1 | Private Export Funding Corporation | 3.791 | 97.5195 | 07/31/2026 | 50,000,000.00 | 48,759,750.00 | 48,759,750.00 | 48,667,500.00 | 92,250.00 |
| | 7426M3GV5 | Private Export Funding Corporation | 3.787 | 97.5400 | 07/29/2026 | 30,000,000.00 | 29,262,000.00 | 29,262,000.00 | 29,228,175.00 | 33,825.00 |
| | 7426M3G29 | Private Export Funding Corporation | 3.772 | 97.8286 | 07/02/2026 | 50,000,000.00 | 48,914,291.67 | 48,914,291.67 | 48,644,138.89 | 270,152.78 |
| | 7426M3EV7 | Private Export Funding Corporation | 3.812 | 98.1553 | 05/29/2026 | 25,000,000.00 | 24,538,826.39 | 24,538,826.39 | 24,332,715.28 | 206,111.11 |
| | 7426M5EV2 | Private Export Funding Corporation | 3.799 | 98.1553 | 05/29/2026 | 25,000,000.00 | 24,538,826.39 | 24,538,826.39 | 24,415,159.72 | 123,666.67 |
| | 21687BEJ6 | Coöperatieve Rabobank U.A., New York Branch | 3.937 | 98.1987 | 05/18/2026 | 25,000,000.00 | 24,549,666.67 | 24,549,666.67 | 24,512,138.89 | 37,527.78 |
| | 46651VGV2 | J.P. Morgan Securities LLC | 4.016 | 100.0000 | 05/11/2026 | 25,000,000.00 | 25,000,000.00 | 25,000,000.00 | 25,000,000.00 | 0.00 |
| | 46651VGV2 | J.P. Morgan Securities LLC | 4.016 | 100.0000 | 05/11/2026 | 50,000,000.00 | 50,000,000.00 | 50,000,000.00 | 50,000,000.00 | 0.00 |
| | 46651VGV2 | J.P. Morgan Securities LLC | 4.016 | 100.0000 | 05/11/2026 | 50,000,000.00 | 50,000,000.00 | 50,000,000.00 | 50,000,000.00 | 0.00 |
| | 46651VGV2 | J.P. Morgan Securities LLC | 4.016 | 100.0000 | 05/11/2026 | 50,000,000.00 | 50,000,000.00 | 50,000,000.00 | 50,000,000.00 | 0.00 |
| | 46651VGV2 | J.P. Morgan Securities LLC | 4.016 | 100.0000 | 05/11/2026 | 50,000,000.00 | 50,000,000.00 | 50,000,000.00 | 50,000,000.00 | 0.00 |
| | 7426M3E88 | Private Export Funding Corporation | 4.091 | 98.2576 | 05/08/2026 | 50,000,000.00 | 49,128,805.56 | 49,128,805.56 | 48,516,763.89 | 612,041.67 |
| | 7426M3DH9 | Private Export Funding Corporation | 4.218 | 98.4435 | 04/17/2026 | 25,000,000.00 | 24,610,881.95 | 24,610,881.95 | 24,238,805.56 | 372,076.39 |
| | 7426M5CX0 | Private Export Funding Corporation | 4.063 | 98.6800 | 03/31/2026 | 50,000,000.00 | 49,340,000.00 | 49,340,000.00 | 48,735,000.00 | 605,000.00 |
| | 21687BCG4 | Coöperatieve Rabobank U.A., New York Branch | 3.903 | 98.8800 | 03/16/2026 | 50,000,000.00 | 49,440,000.00 | 49,440,000.00 | 49,194,666.66 | 245,333.34 |
| | 21687BCG4 | Coöperatieve Rabobank U.A., New York Branch | 3.903 | 98.8800 | 03/16/2026 | 50,000,000.00 | 49,440,000.00 | 49,440,000.00 | 49,194,666.67 | 245,333.33 |
| | 63763QB48 | National Securities Clearing Corporation | 3.893 | 99.3049 | 02/04/2026 | 27,000,000.00 | 26,812,312.50 | 26,812,312.50 | 26,702,587.50 | 109,725.00 |
| | 89233HB29 | Toyota Motor Credit Corporation | 3.989 | 99.3087 | 02/02/2026 | 50,000,000.00 | 49,654,375.00 | 49,654,375.00 | 49,517,222.22 | 137,152.78 |
| | 7426M3AW9 | Private Export Funding Corporation | 4.226 | 99.2967 | 01/30/2026 | 25,000,000.00 | 24,829,166.67 | 24,824,166.67 | 24,256,875.00 | 567,291.67 |
| | 7426M3AW9 | Private Export Funding Corporation | 4.339 | 99.2967 | 01/30/2026 | 25,000,000.00 | 24,824,166.67 | 24,824,166.67 | 24,314,250.00 | 509,916.67 |
| | 7426M5AV6 | Private Export Funding Corporation | 4.235 | 99.3231 | 01/29/2026 | 25,000,000.00 | 24,830,784.72 | 24,830,784.72 | 24,377,631.94 | 453,152.78 |
| | 63763QAV9 | National Securities Clearing Corporation | 4.064 | 99.3444 | 01/29/2026 | 35,000,000.00 | 34,770,555.56 | 34,770,555.56 | 34,451,666.67 | 318,888.89 |
| | 7426M3AU3 | Private Export Funding Corporation | 4.305 | 99.3249 | 01/28/2026 | 25,000,000.00 | 24,831,236.11 | 24,831,236.11 | 24,330,763.89 | 500,472.22 |
| | 63763QAU1 | National Securities Clearing Corporation | 4.097 | 99.3507 | 01/28/2026 | 50,000,000.00 | 49,675,361.11 | 49,675,361.11 | 49,182,805.55 | 492,555.56 |
| | 63763QAU1 | National Securities Clearing Corporation | 4.097 | 99.3507 | 01/28/2026 | 25,000,000.00 | 24,837,680.55 | 24,837,680.55 | 24,591,402.78 | 246,277.77 |
| | 47816GAP4 | Johnson & Johnson | 3.856 | 99.4361 | 01/23/2026 | 50,000,000.00 | 49,718,069.44 | 49,718,069.44 | 49,664,875.00 | 53,194.44 |
| | 7426M3AM1 | Private Export Funding Corporation | 4.190 | 99.4234 | 01/21/2026 | 50,000,000.00 | 49,711,708.33 | 49,711,708.33 | 48,564,194.44 | 1,147,513.89 |
| | 63763QAM9 | National Securities Clearing Corporation | 3.976 | 99.4489 | 01/21/2026 | 25,000,000.00 | 24,860,458.33 | 24,862,229.16 | 24,772,902.78 | 89,326.38 |
| | 63763QAM9 | National Securities Clearing Corporation | 3.923 | 99.4489 | 01/21/2026 | 50,000,000.00 | 49,724,458.33 | 49,724,458.33 | 49,583,986.11 | 140,472.22 |
| | 63763QAM9 | National Securities Clearing Corporation | 3.923 | 99.4489 | 01/21/2026 | 15,000,000.00 | 14,917,337.50 | 14,917,337.50 | 14,875,195.83 | 42,141.67 |
| | 7426M5AL8 | Private Export Funding Corporation | 4.278 | 99.4181 | 01/20/2026 | 25,000,000.00 | 24,854,513.89 | 24,854,513.89 | 24,487,888.89 | 366,625.00 |
| | 63763QAL1 | National Securities Clearing Corporation | 3.972 | 99.4583 | 01/20/2026 | 30,000,000.00 | 29,836,250.00 | 29,837,500.00 | 29,679,050.00 | 158,450.00 |
| | 63763QAL1 | National Securities Clearing Corporation | 3.926 | 99.4583 | 01/20/2026 | 50,000,000.00 | 49,729,166.67 | 49,729,166.67 | 49,675,000.00 | 54,166.67 |
| | 63763QAG2 | National Securities Clearing Corporation | 3.983 | 99.4966 | 01/16/2026 | 20,000,000.00 | 19,899,311.11 | 19,899,311.11 | 19,785,488.89 | 113,822.22 |
| | 7426M3AF6 | Private Export Funding Corporation | 3.962 | 99.5112 | 01/15/2026 | 50,000,000.00 | 49,755,625.00 | 49,755,625.00 | 49,348,333.33 | 407,291.67 |
| | 63763QAE7 | National Securities Clearing Corporation | 4.091 | 99.5074 | 01/14/2026 | 50,000,000.00 | 49,753,722.22 | 49,753,722.22 | 49,255,569.44 | 498,152.78 |
| | 63763QAD9 | National Securities Clearing Corporation | 3.973 | 99.5294 | 01/13/2026 | 45,000,000.00 | 44,788,225.00 | 44,788,225.00 | 44,630,625.00 | 157,600.00 |
| | 63763QA80 | National Securities Clearing Corporation | 4.143 | 99.5693 | 01/08/2026 | 50,000,000.00 | 49,784,666.67 | 49,784,666.67 | 49,240,666.67 | 544,000.00 |
| | 63763QA72 | National Securities Clearing Corporation | 4.352 | 99.5611 | 01/07/2026 | 50,000,000.00 | 49,780,569.45 | 49,780,569.45 | 49,057,041.67 | 723,527.78 |
| | 7426M2ZW4 | Private Export Funding Corporation | 4.224 | 99.6689 | 12/30/2025 | 25,000,000.00 | 24,917,229.17 | 24,917,229.17 | 24,326,416.67 | 590,812.50 |
| | 82619TZQ3 | Siemens Capital Company LLC | 3.913 | 99.7508 | 12/24/2025 | 50,000,000.00 | 49,875,416.67 | 49,875,416.67 | 49,837,500.00 | 37,916.67 |
| | 82619TZN0 | Siemens Capital Company LLC | 3.912 | 99.7725 | 12/22/2025 | 25,000,000.00 | 24,943,125.00 | 24,943,125.00 | 24,924,166.67 | 18,958.33 |
| | 82619TZN0 | Siemens Capital Company LLC | 3.912 | 99.7725 | 12/22/2025 | 50,000,000.00 | 49,886,250.00 | 49,886,250.00 | 49,848,333.33 | 37,916.67 |
| | 82619TZN0 | Siemens Capital Company LLC | 3.912 | 99.7725 | 12/22/2025 | 50,000,000.00 | 49,886,250.00 | 49,886,250.00 | 49,848,333.33 | 37,916.67 |
| | 6698M4ZG0 | Novartis Finance Corporation | 3.921 | 99.8371 | 12/16/2025 | 11,350,000.00 | 11,331,508.96 | 11,331,508.96 | 11,319,181.60 | 12,327.36 |
| | 24422LZA4 | John Deere Capital Corporation | 3.908 | 99.9025 | 12/10/2025 | 19,550,000.00 | 19,530,938.75 | 19,530,938.75 | 19,509,759.58 | 21,179.17 |
| | 78015CZ88 | Royal Bank of Canada New York Branch | 4.394 | 99.9164 | 12/08/2025 | 50,000,000.00 | 49,958,194.44 | 49,958,194.44 | 48,925,000.00 | 1,033,194.44 |

| | | | | | | | | | |
|-----------|--------------------------------------|--------------|----------------|-------------------|-------------------------|-------------------------|-------------------------|-------------------------|----------------------|
| 78015MBY5 | Royal Bank of Canada New York Branch | 4.450 | 100.0000 | 12/08/2025 | 50,000,000.00 | 50,000,000.00 | 50,000,000.00 | 50,000,000.00 | 0.00 |
| 6698M4Z21 | Novartis Finance Corporation | 3.915 | 99.9891 | 12/02/2025 | 28,880,000.00 | 28,876,863.31 | 28,876,863.31 | 28,845,496.42 | 31,366.89 |
| --- | --- | 4.041 | 99.3482 | 03/03/2026 | 1,961,780,000.00 | 1,948,908,545.74 | 1,948,906,566.56 | 1,936,409,941.76 | 12,496,624.80 |

**Corporate
CORP**

| Cusip | Description | Yield | Market Price | Final Maturity | Par Value | Book Value | Market Value | Principal | Net Unrealized Gain/Loss |
|-----------|--------------------|--------------|----------------|-------------------|-----------------------|-----------------------|-----------------------|-----------------------|--------------------------|
| 037833EC0 | APPLE INC | 3.934 | 94.8128 | 02/08/2028 | 10,000,000.00 | 9,446,316.98 | 9,481,280.00 | 9,122,700.00 | 358,580.00 |
| 037833EC0 | APPLE INC | 3.693 | 94.8128 | 02/08/2028 | 5,000,000.00 | 4,745,766.80 | 4,740,640.00 | 4,609,900.00 | 130,740.00 |
| 037833EC0 | APPLE INC | 4.235 | 94.8128 | 02/08/2028 | 50,000,000.00 | 46,911,062.97 | 47,406,400.00 | 45,917,500.00 | 1,488,900.00 |
| 037833DK3 | APPLE INC | 4.252 | 98.8862 | 11/13/2027 | 11,148,000.00 | 10,894,924.24 | 11,023,833.58 | 10,755,590.40 | 268,243.18 |
| 037833DK3 | APPLE INC | 4.070 | 98.8862 | 11/13/2027 | 8,275,000.00 | 8,112,759.34 | 8,182,833.05 | 8,057,615.75 | 125,217.30 |
| 037833DB3 | APPLE INC | 4.444 | 98.6391 | 09/12/2027 | 4,296,000.00 | 4,186,900.44 | 4,237,535.74 | 4,104,656.16 | 132,879.58 |
| 037833DB3 | APPLE INC | 3.620 | 98.6391 | 09/12/2027 | 25,000,000.00 | 24,698,685.42 | 24,659,775.00 | 24,497,500.00 | 162,275.00 |
| 037833DB3 | APPLE INC | 3.618 | 98.6391 | 09/12/2027 | 10,000,000.00 | 9,879,725.84 | 9,863,910.00 | 9,800,900.00 | 63,010.00 |
| 037833DB3 | APPLE INC | 4.322 | 98.6391 | 09/12/2027 | 8,635,000.00 | 8,431,106.06 | 8,517,486.29 | 8,308,769.70 | 208,716.59 |
| 931142EX7 | WALMART INC | 4.404 | 100.5246 | 09/09/2027 | 20,000,000.00 | 19,850,779.93 | 20,104,920.00 | 19,738,000.00 | 366,920.00 |
| 931142EX7 | WALMART INC | 4.326 | 100.5246 | 09/09/2027 | 3,770,000.00 | 3,746,662.07 | 3,789,777.42 | 3,729,095.50 | 60,681.92 |
| 594918CQ5 | MICROSOFT CORP | 3.994 | 99.7292 | 06/15/2027 | 6,441,000.00 | 6,385,769.08 | 6,423,557.77 | 6,339,103.38 | 84,454.39 |
| 594918CQ5 | MICROSOFT CORP | 3.718 | 99.7292 | 06/15/2027 | 5,000,000.00 | 4,976,842.77 | 4,986,460.00 | 4,958,350.00 | 28,110.00 |
| 037833CR9 | APPLE INC | 3.677 | 99.3126 | 05/11/2027 | 20,000,000.00 | 19,869,565.11 | 19,862,520.00 | 19,761,200.00 | 101,320.00 |
| 037833CR9 | APPLE INC | 3.647 | 99.3126 | 05/11/2027 | 10,411,000.00 | 10,347,370.29 | 10,339,434.79 | 10,295,958.45 | 43,476.34 |
| 931142CH4 | WALMART INC | 3.581 | 102.9635 | 04/05/2027 | 3,351,000.00 | 3,448,848.48 | 3,450,306.89 | 3,536,712.42 | (86,405.54) |
| 771196BV3 | ROCHE HOLDINGS INC | 4.559 | 98.1883 | 03/10/2027 | 5,000,000.00 | 4,866,703.68 | 4,909,415.00 | 4,726,800.00 | 182,615.00 |
| 771196BV3 | ROCHE HOLDINGS INC | 4.326 | 98.1883 | 03/10/2027 | 25,000,000.00 | 24,400,463.16 | 24,547,075.00 | 23,772,500.00 | 774,575.00 |
| 771196BV3 | ROCHE HOLDINGS INC | 4.213 | 98.1883 | 03/10/2027 | 20,000,000.00 | 19,546,311.11 | 19,637,660.00 | 19,084,800.00 | 552,860.00 |
| 771196BV3 | ROCHE HOLDINGS INC | 4.128 | 98.1883 | 03/10/2027 | 5,710,000.00 | 5,586,112.30 | 5,606,551.93 | 5,461,957.60 | 144,594.33 |
| 771196BV3 | ROCHE HOLDINGS INC | 3.870 | 98.1883 | 03/10/2027 | 6,000,000.00 | 5,887,536.49 | 5,891,298.00 | 5,785,980.00 | 105,318.00 |
| 037833CJ7 | APPLE INC | 4.528 | 99.5698 | 02/09/2027 | 4,700,000.00 | 4,639,211.38 | 4,679,780.60 | 4,537,897.00 | 141,883.60 |
| 037833CJ7 | APPLE INC | 4.797 | 99.5698 | 02/09/2027 | 5,000,000.00 | 4,919,929.81 | 4,978,490.00 | 4,824,950.00 | 153,540.00 |
| 037833CJ7 | APPLE INC | 3.970 | 99.5698 | 02/09/2027 | 5,000,000.00 | 4,965,166.20 | 4,978,490.00 | 4,927,850.00 | 50,640.00 |
| 037833CJ7 | APPLE INC | 4.004 | 99.5698 | 02/09/2027 | 10,000,000.00 | 9,926,561.76 | 9,956,980.00 | 9,847,890.00 | 109,090.00 |
| 037833CJ7 | APPLE INC | 3.748 | 99.5698 | 02/09/2027 | 10,000,000.00 | 9,954,972.82 | 9,956,980.00 | 9,908,600.00 | 48,380.00 |
| 771196BL5 | ROCHE HOLDINGS INC | 4.335 | 98.3937 | 01/28/2027 | 3,000,000.00 | 2,936,701.63 | 2,951,811.00 | 2,837,190.00 | 114,621.00 |
| 771196BL5 | ROCHE HOLDINGS INC | 4.325 | 98.3937 | 01/28/2027 | 3,000,000.00 | 2,937,028.21 | 2,951,811.00 | 2,838,030.00 | 113,781.00 |
| 771196BL5 | ROCHE HOLDINGS INC | 4.903 | 98.3937 | 01/28/2027 | 5,000,000.00 | 4,864,090.01 | 4,919,685.00 | 4,696,050.00 | 223,635.00 |
| 771196BL5 | ROCHE HOLDINGS INC | 3.876 | 98.3937 | 01/28/2027 | 24,000,000.00 | 23,604,495.00 | 23,614,488.00 | 23,192,160.00 | 422,328.00 |
| 771196BL5 | ROCHE HOLDINGS INC | 3.865 | 98.3937 | 01/28/2027 | 10,000,000.00 | 9,836,394.20 | 9,839,370.00 | 9,666,600.00 | 172,770.00 |
| 594918CG7 | MICROSOFT CORP | 4.560 | 99.3839 | 09/15/2026 | 14,108,000.00 | 13,987,911.81 | 14,021,080.61 | 13,685,606.48 | 335,474.13 |
| 037833DN7 | APPLE INC | 4.211 | 98.6673 | 09/11/2026 | 15,000,000.00 | 14,758,678.45 | 14,800,095.00 | 14,538,600.00 | 261,495.00 |
| 037833DN7 | APPLE INC | 5.003 | 98.6673 | 09/11/2026 | 10,557,000.00 | 10,330,773.09 | 10,416,306.86 | 9,891,064.44 | 525,242.42 |
| 594918BR4 | MICROSOFT CORP | 4.070 | 99.0062 | 08/08/2026 | 20,000,000.00 | 19,782,295.99 | 19,801,240.00 | 19,370,400.00 | 430,840.00 |
| 594918BR4 | MICROSOFT CORP | 4.510 | 99.0062 | 08/08/2026 | 11,846,000.00 | 11,684,318.11 | 11,728,274.45 | 11,367,421.60 | 360,852.85 |
| 037833BZ2 | APPLE INC | 4.875 | 99.0896 | 08/04/2026 | 34,000,000.00 | 33,478,342.11 | 33,690,464.00 | 32,335,360.00 | 1,355,104.00 |
| 037833BZ2 | APPLE INC | 5.028 | 99.0896 | 08/04/2026 | 16,000,000.00 | 15,739,541.22 | 15,854,336.00 | 15,169,920.00 | 684,416.00 |
| 037833BZ2 | APPLE INC | 3.812 | 99.0896 | 08/04/2026 | 8,000,000.00 | 7,927,840.00 | 7,927,168.00 | 7,926,080.00 | 1,088.00 |
| 037833BY5 | APPLE INC | 4.398 | 99.8150 | 02/23/2026 | 5,000,000.00 | 4,987,267.37 | 4,990,750.00 | 4,928,000.00 | 62,750.00 |
| 037833BY5 | APPLE INC | 4.412 | 99.8150 | 02/23/2026 | 10,000,000.00 | 9,974,789.33 | 9,981,500.00 | 9,763,800.00 | 217,700.00 |
| 037833BY5 | APPLE INC | 4.381 | 99.8150 | 02/23/2026 | 15,000,000.00 | 14,962,384.13 | 14,972,250.00 | 14,785,500.00 | 186,750.00 |
| 037833BY5 | APPLE INC | 4.411 | 99.8150 | 02/23/2026 | 436,000.00 | 434,901.28 | 435,193.40 | 425,706.04 | 9,487.36 |
| 037833BY5 | APPLE INC | 4.276 | 99.8150 | 02/23/2026 | 7,691,000.00 | 7,673,382.16 | 7,676,771.65 | 7,611,090.51 | 65,681.14 |
| --- | --- | 4.214 | 98.5396 | 03/06/2027 | 510,375,000.00 | 500,527,188.65 | 502,785,986.02 | 491,441,355.43 | 11,344,630.59 |

MM Fund

MMFUND

| Cusip | Description | Yield | Market Price | Final Maturity | Par Value | Book Value | Market Value | Principal | Net Unrealized Gain/Loss |
|-----------|--------------------------|--------------|---------------|-------------------|-----------------------|-----------------------|-----------------------|-----------------------|--------------------------|
| 949921126 | ALLSPRING:GOVT MM SEL | 3.960 | 1.0000 | 11/30/2025 | 26,000,000.00 | 26,000,000.00 | 26,000,000.00 | 26,000,000.00 | 0.00 |
| 949921126 | ALLSPRING:GOVT MM SEL | 3.960 | 1.0000 | 11/30/2025 | 200,000,000.00 | 200,000,000.00 | 200,000,000.00 | 200,000,000.00 | 0.00 |
| 31607A703 | FIDELITY IMM:GOVT INSTL | 3.920 | 1.0000 | 11/30/2025 | 1,000,000.00 | 1,000,000.00 | 1,000,000.00 | 1,000,000.00 | 0.00 |
| 31607A703 | FIDELITY IMM:GOVT INSTL | 3.920 | 1.0000 | 11/30/2025 | 20,000,000.00 | 20,000,000.00 | 20,000,000.00 | 20,000,000.00 | 0.00 |
| 665278404 | NORTHERN INST:US GVT SHS | 3.850 | 1.0000 | 11/30/2025 | 0.03 | 0.03 | 0.03 | 0.03 | 0.00 |
| 665278404 | NORTHERN INST:US GVT SHS | 3.850 | 1.0000 | 11/30/2025 | 73,191,008.75 | 73,191,008.75 | 73,191,008.75 | 73,191,008.75 | 0.00 |
| 61747C707 | MORG STAN I LQ:GV I | 3.920 | 1.0000 | 11/30/2025 | 1,000,000.00 | 1,000,000.00 | 1,000,000.00 | 1,000,000.00 | 0.00 |
| 61747C707 | MORG STAN I LQ:GV I | 3.920 | 1.0000 | 11/30/2025 | 100,000,000.00 | 100,000,000.00 | 100,000,000.00 | 100,000,000.00 | 0.00 |
| 85749T517 | SS INST INV:US GV MM OPP | 3.920 | 1.0000 | 11/30/2025 | 121,000,000.00 | 121,000,000.00 | 121,000,000.00 | 121,000,000.00 | 0.00 |
| 85749T517 | SS INST INV:US GV MM OPP | 3.920 | 1.0000 | 11/30/2025 | 75,000,000.00 | 75,000,000.00 | 75,000,000.00 | 75,000,000.00 | 0.00 |
| 69347S | PNC BANK DEPOSIT | 3.750 | 1.0000 | 11/30/2025 | 50,000,000.00 | 50,000,000.00 | 50,000,000.00 | 50,000,000.00 | 0.00 |
| 69347S | PNC BANK DEPOSIT | 3.750 | 1.0000 | 11/30/2025 | 50,000,000.00 | 50,000,000.00 | 50,000,000.00 | 50,000,000.00 | 0.00 |
| 69347S | PNC BANK DEPOSIT | 3.750 | 1.0000 | 11/30/2025 | 50,000,000.00 | 50,000,000.00 | 50,000,000.00 | 50,000,000.00 | 0.00 |
| 4812CA538 | JPMORGAN:US GVT MM EMPWR | 3.900 | 1.0000 | 11/30/2025 | 1,000,000.00 | 1,000,000.00 | 1,000,000.00 | 1,000,000.00 | 0.00 |
| --- | --- | 3.892 | 1.0000 | 11/30/2025 | 768,191,008.78 | 768,191,008.78 | 768,191,008.78 | 768,191,008.78 | 0.00 |

Muni

| Cusip | Description | Yield | Market Price | Final Maturity | Par Value | Book Value | Market Value | Principal | Net Unrealized Gain/Loss |
|-----------|------------------|--------------|-----------------|-------------------|----------------------|----------------------|----------------------|----------------------|--------------------------|
| 60412AR54 | MINNESOTA ST | 4.051 | 101.0179 | 08/01/2028 | 1,250,000.00 | 1,250,000.00 | 1,262,723.53 | 1,250,000.00 | 12,723.53 |
| 419792M29 | HAWAII ST | 4.513 | 102.4580 | 10/01/2027 | 5,000,000.00 | 5,040,735.42 | 5,122,898.26 | 5,084,150.00 | 38,748.26 |
| 13063D3N6 | CALIFORNIA STATE | 4.847 | 101.4999 | 03/01/2027 | 9,300,000.00 | 9,300,000.00 | 9,439,486.21 | 9,300,000.00 | 139,486.21 |
| 13063DRD2 | CALIFORNIA STATE | 4.259 | 98.9346 | 10/01/2026 | 5,500,000.00 | 5,417,261.00 | 5,441,404.79 | 5,336,155.00 | 105,249.79 |
| 13063EBN5 | CALIFORNIA STATE | 5.096 | 100.8610 | 09/01/2026 | 30,000,000.00 | 30,085,142.49 | 30,258,293.88 | 30,269,100.00 | (10,806.12) |
| 93974EYC4 | WASHINGTON STATE | 3.370 | 99.8188 | 08/01/2026 | 20,825,000.00 | 20,825,000.00 | 20,787,264.87 | 20,825,000.00 | (37,735.13) |
| 13063DMA3 | CALIFORNIA STATE | 4.011 | 99.5799 | 04/01/2026 | 13,500,000.00 | 13,440,755.15 | 13,443,283.71 | 13,335,975.00 | 107,308.71 |
| --- | --- | 4.374 | 100.4490 | 09/25/2026 | 85,375,000.00 | 85,358,894.06 | 85,755,355.26 | 85,400,380.00 | 354,975.26 |

Mutual Fund

Open-End Fund

| Cusip | Description | Yield | Market Price | Final Maturity | Par Value | Book Value | Market Value | Principal | Net Unrealized Gain/Loss |
|------------------|--------------------------------|--------------|---------------|----------------|-----------------------|-----------------------|-----------------------|-----------------------|--------------------------|
| 900999101 | CalTRUST Liquidity Fund | 4.043 | 1.0000 | --- | 93,865,661.30 | 93,865,661.30 | 93,865,661.30 | 93,865,661.30 | 0.00 |
| 900999101 | CalTRUST Liquidity Fund | 4.043 | 1.0000 | --- | 9,134,338.70 | 9,134,338.70 | 9,134,338.70 | 9,134,338.70 | 0.00 |
| 900999101 | CalTRUST Liquidity Fund | 4.043 | 1.0000 | --- | 40,000,000.00 | 40,000,000.00 | 40,000,000.00 | 40,000,000.00 | 0.00 |
| 900999101 | CalTRUST Liquidity Fund | 4.043 | 1.0000 | --- | 143,000,000.00 | 143,000,000.00 | 143,000,000.00 | 143,000,000.00 | 0.00 |

Non-US Gov

SUPRANATIONAL

| Cusip | Description | Yield | Market Price | Final Maturity | Par Value | Book Value | Market Value | Principal | Net Unrealized Gain/Loss |
|-----------|--|-------|--------------|----------------|---------------|---------------|---------------|---------------|--------------------------|
| 459058LY7 | INTERNATIONAL BANK FOR RECONSTRUCTION AND DEVI | 3.609 | 99.3152 | 10/28/2030 | 8,500,000.00 | 8,458,625.02 | 8,441,792.00 | 8,457,840.00 | (16,048.00) |
| 459058KD4 | INTERNATIONAL BANK FOR RECONSTRUCTION AND DEVI | 4.630 | 99.8326 | 11/22/2028 | 10,000,000.00 | 10,000,000.00 | 9,983,260.00 | 10,000,000.00 | (16,740.00) |
| 459058LG6 | INTERNATIONAL BANK FOR RECONSTRUCTION AND DEVI | 5.590 | 100.0938 | 05/15/2028 | 10,000,000.00 | 10,011,118.25 | 10,009,380.00 | 10,017,000.00 | (7,620.00) |
| 459058LG6 | INTERNATIONAL BANK FOR RECONSTRUCTION AND DEVI | 5.584 | 100.0938 | 05/15/2028 | 10,000,000.00 | 10,010,610.53 | 10,009,380.00 | 10,016,200.00 | (6,820.00) |
| 459058LG6 | INTERNATIONAL BANK FOR RECONSTRUCTION AND DEVI | 5.601 | 100.0938 | 05/15/2028 | 10,000,000.00 | 10,009,316.81 | 10,009,380.00 | 10,014,100.00 | (4,720.00) |
| 459058LG6 | INTERNATIONAL BANK FOR RECONSTRUCTION AND DEVI | 5.096 | 100.0938 | 05/15/2028 | 5,000,000.00 | 5,004,048.19 | 5,004,690.00 | 5,006,000.00 | (1,310.00) |
| 459058LG6 | INTERNATIONAL BANK FOR RECONSTRUCTION AND DEVI | 4.919 | 100.0938 | 05/15/2028 | 10,000,000.00 | 10,004,730.88 | 10,009,380.00 | 10,006,600.00 | 2,780.00 |
| 45905VTK2 | INTERNATIONAL FINANCE CORP | 4.841 | 101.4239 | 03/23/2027 | 15,000,000.00 | 15,000,000.00 | 15,213,581.70 | 15,000,000.00 | 213,581.70 |
| 45905VSW7 | INTERNATIONAL FINANCE CORP | 4.430 | 100.8240 | 02/22/2027 | 50,000,000.00 | 50,000,000.00 | 50,412,000.00 | 50,000,000.00 | 412,000.00 |
| 45905VRX6 | INTERNATIONAL FINANCE CORP | 4.077 | 100.2545 | 02/01/2027 | 25,000,000.00 | 24,979,491.02 | 25,063,625.00 | 24,930,500.00 | 133,125.00 |
| 45905VSY3 | INTERNATIONAL FINANCE CORPORATION | 4.644 | 100.0839 | 02/26/2026 | 25,000,000.00 | 25,000,000.00 | 25,020,977.50 | 25,000,000.00 | 20,977.50 |

| | | | | | | | | | |
|-----|-----|-------|----------|------------|----------------|----------------|----------------|----------------|------------|
| --- | --- | 4.659 | 100.3797 | 08/02/2027 | 178,500,000.00 | 178,477,940.69 | 179,177,446.20 | 178,448,240.00 | 729,206.20 |
|-----|-----|-------|----------|------------|----------------|----------------|----------------|----------------|------------|

US Gov

T-BILL

| Cusip | Description | Yield | Market Price | Final Maturity | Par Value | Book Value | Market Value | Principal | Net Unrealized Gain/Loss |
|-----------|------------------------|-------|--------------|----------------|----------------|----------------|----------------|----------------|--------------------------|
| 912797QN0 | UNITED STATES TREASURY | 4.094 | 98.3349 | 05/14/2026 | 50,000,000.00 | 49,103,580.59 | 49,167,472.00 | 48,338,344.50 | 829,127.50 |
| 912797PV3 | UNITED STATES TREASURY | 4.135 | 98.8825 | 03/19/2026 | 10,000,000.00 | 9,881,320.00 | 9,888,250.00 | 9,600,004.45 | 288,245.55 |
| 912797PM3 | UNITED STATES TREASURY | 3.899 | 99.1756 | 02/19/2026 | 25,000,000.00 | 24,791,666.66 | 24,793,889.00 | 24,177,083.33 | 616,805.67 |
| 912797PM3 | UNITED STATES TREASURY | 3.988 | 99.1756 | 02/19/2026 | 35,000,000.00 | 34,701,850.55 | 34,711,444.60 | 33,826,036.56 | 885,408.04 |
| 912797PM3 | UNITED STATES TREASURY | 4.048 | 99.1756 | 02/19/2026 | 50,000,000.00 | 49,567,666.67 | 49,587,778.00 | 48,319,304.17 | 1,268,473.83 |
| 912797PM3 | UNITED STATES TREASURY | 4.018 | 99.1756 | 02/19/2026 | 15,000,000.00 | 14,871,233.33 | 14,876,333.40 | 14,502,638.75 | 373,694.65 |
| 912797PD3 | UNITED STATES TREASURY | 4.008 | 99.4518 | 01/22/2026 | 15,000,000.00 | 14,916,347.17 | 14,917,774.95 | 14,546,344.25 | 371,430.70 |
| 912797NU7 | UNITED STATES TREASURY | 4.257 | 99.7285 | 12/26/2025 | 50,000,000.00 | 49,857,256.93 | 49,864,236.00 | 48,949,411.00 | 914,825.00 |
| --- | UNITED STATES TREASURY | 4.075 | 99.1252 | 02/24/2026 | 250,000,000.00 | 247,690,921.90 | 247,807,177.95 | 242,259,167.01 | 5,548,010.94 |

US Gov

US GOV

| Cusip | Description | Yield | Market Price | Final Maturity | Par Value | Book Value | Market Value | Principal | Net Unrealized Gain/Loss |
|-----------|------------------------|-------|--------------|----------------|---------------|---------------|---------------|---------------|--------------------------|
| 91282CKX8 | UNITED STATES TREASURY | 4.045 | 102.3984 | 06/30/2029 | 25,000,000.00 | 25,167,307.60 | 25,599,609.25 | 25,189,453.13 | 410,156.12 |
| 91282CKT7 | UNITED STATES TREASURY | 3.980 | 103.1797 | 05/31/2029 | 20,000,000.00 | 20,333,007.01 | 20,635,937.40 | 20,381,250.00 | 254,687.40 |
| 91282CJF9 | UNITED STATES TREASURY | 4.010 | 103.7656 | 10/31/2028 | 10,000,000.00 | 10,232,583.25 | 10,376,562.50 | 10,282,812.50 | 93,750.00 |
| 91282CCY5 | UNITED STATES TREASURY | 3.548 | 93.9922 | 09/30/2028 | 7,000,000.00 | 6,578,898.02 | 6,579,453.09 | 6,405,000.00 | 174,453.09 |
| 912810FB9 | UNITED STATES TREASURY | 4.003 | 104.7266 | 11/15/2027 | 15,000,000.00 | 15,559,038.46 | 15,708,984.30 | 16,425,000.00 | (716,015.70) |
| 91282CFH9 | UNITED STATES TREASURY | 3.269 | 99.3125 | 08/31/2027 | 5,000,000.00 | 4,988,467.15 | 4,965,625.00 | 4,966,992.19 | (1,367.19) |
| 912810FA1 | UNITED STATES TREASURY | 3.247 | 104.4922 | 08/15/2027 | 15,000,000.00 | 15,732,526.65 | 15,673,828.05 | 17,133,984.38 | (1,460,156.33) |
| 912810FA1 | UNITED STATES TREASURY | 3.483 | 104.4922 | 08/15/2027 | 15,000,000.00 | 15,673,270.71 | 15,673,828.05 | 16,957,031.25 | (1,283,203.20) |
| 91282CEW7 | UNITED STATES TREASURY | 3.109 | 99.5547 | 06/30/2027 | 15,000,000.00 | 15,030,647.21 | 14,933,203.05 | 15,094,335.94 | (161,132.89) |
| 91282CEW7 | UNITED STATES TREASURY | 3.213 | 99.5547 | 06/30/2027 | 15,000,000.00 | 15,008,008.48 | 14,933,203.05 | 15,024,609.38 | (91,406.33) |
| 912828ZS2 | UNITED STATES TREASURY | 2.845 | 95.5859 | 05/31/2027 | 20,000,000.00 | 19,350,812.06 | 19,117,187.40 | 17,828,906.25 | 1,288,281.15 |
| 91282CEF4 | UNITED STATES TREASURY | 2.502 | 98.6016 | 03/31/2027 | 25,000,000.00 | 24,999,481.24 | 24,650,390.50 | 24,998,046.88 | (347,656.38) |
| 91282CEF4 | UNITED STATES TREASURY | 2.503 | 98.6016 | 03/31/2027 | 25,000,000.00 | 24,998,962.47 | 24,650,390.50 | 24,996,093.75 | (345,703.25) |
| 912810EZ7 | UNITED STATES TREASURY | 3.048 | 103.5117 | 02/15/2027 | 15,000,000.00 | 15,600,322.76 | 15,526,757.85 | 17,248,828.13 | (1,722,070.28) |
| 91282CLY5 | UNITED STATES TREASURY | 3.668 | 100.5859 | 11/30/2026 | 50,000,000.00 | 50,281,727.90 | 50,292,968.50 | 50,291,015.63 | 1,952.87 |
| 912810EY0 | UNITED STATES TREASURY | 4.205 | 102.4922 | 11/15/2026 | 25,000,000.00 | 25,498,472.49 | 25,623,046.75 | 27,136,718.75 | (1,513,672.00) |
| 91282CDG3 | UNITED STATES TREASURY | 2.884 | 97.7266 | 10/31/2026 | 10,000,000.00 | 9,850,295.98 | 9,772,656.20 | 9,258,203.13 | 514,453.07 |
| 91282CJC6 | UNITED STATES TREASURY | 3.602 | 100.8047 | 10/15/2026 | 50,000,000.00 | 50,433,724.69 | 50,402,343.50 | 50,488,281.25 | (85,937.75) |
| 91282CJC6 | UNITED STATES TREASURY | 3.698 | 100.8047 | 10/15/2026 | 50,000,000.00 | 50,392,459.24 | 50,402,343.50 | 50,425,781.25 | (23,437.75) |
| 91282CCZ2 | UNITED STATES TREASURY | 2.540 | 97.7148 | 09/30/2026 | 15,000,000.00 | 14,805,408.55 | 14,657,226.60 | 13,943,554.69 | 713,671.91 |
| 91282CCZ2 | UNITED STATES TREASURY | 0.982 | 97.7148 | 09/30/2026 | 20,000,000.00 | 19,982,715.00 | 19,542,968.80 | 19,895,833.60 | (352,864.80) |
| 91282CLP4 | UNITED STATES TREASURY | 3.708 | 99.8555 | 09/30/2026 | 25,000,000.00 | 24,957,840.33 | 24,963,867.25 | 24,947,265.63 | 16,601.62 |
| 91282CLP4 | UNITED STATES TREASURY | 3.700 | 99.8555 | 09/30/2026 | 50,000,000.00 | 49,918,803.60 | 49,927,734.50 | 49,898,437.50 | 29,297.00 |
| 91282CCW9 | UNITED STATES TREASURY | 0.902 | 97.8320 | 08/31/2026 | 25,000,000.00 | 24,972,333.80 | 24,458,007.75 | 24,817,382.81 | (359,375.06) |
| 91282CCW9 | UNITED STATES TREASURY | 0.832 | 97.8320 | 08/31/2026 | 25,000,000.00 | 24,985,111.52 | 24,458,007.75 | 24,900,416.25 | (442,408.50) |
| 91282CLH2 | UNITED STATES TREASURY | 3.947 | 100.0234 | 08/31/2026 | 50,000,000.00 | 49,927,982.95 | 50,011,718.50 | 49,898,437.50 | 113,281.00 |
| 912828Y95 | UNITED STATES TREASURY | 3.911 | 98.8008 | 07/31/2026 | 50,000,000.00 | 49,343,383.79 | 49,400,390.50 | 49,044,921.88 | 355,468.62 |
| 91282CCJ8 | UNITED STATES TREASURY | 0.882 | 98.3555 | 06/30/2026 | 20,000,000.00 | 19,999,209.97 | 19,671,093.80 | 19,993,166.80 | (322,073.00) |
| 91282CCJ8 | UNITED STATES TREASURY | 0.906 | 98.3555 | 06/30/2026 | 35,000,000.00 | 34,993,835.29 | 34,424,414.15 | 34,946,679.69 | (522,265.54) |
| 91282CCJ8 | UNITED STATES TREASURY | 3.757 | 98.3555 | 06/30/2026 | 15,000,000.00 | 14,753,838.24 | 14,753,320.35 | 14,738,671.88 | 14,648.47 |
| 91282CKY6 | UNITED STATES TREASURY | 4.101 | 100.4883 | 06/30/2026 | 50,000,000.00 | 50,146,856.66 | 50,244,140.50 | 50,251,953.13 | (7,812.63) |
| 91282CCF6 | UNITED STATES TREASURY | 3.802 | 98.5156 | 05/31/2026 | 50,000,000.00 | 49,259,491.90 | 49,257,812.50 | 48,919,921.88 | 337,890.62 |
| 91282CHB0 | UNITED STATES TREASURY | 4.172 | 99.9258 | 05/15/2026 | 50,000,000.00 | 49,879,269.22 | 49,962,890.50 | 49,751,953.13 | 210,937.37 |
| 91282CBT7 | UNITED STATES TREASURY | 0.715 | 99.0156 | 03/31/2026 | 25,000,000.00 | 25,002,828.91 | 24,753,906.25 | 25,039,062.50 | (285,156.25) |
| 91282CKH3 | UNITED STATES TREASURY | 4.125 | 100.2148 | 03/31/2026 | 10,000,000.00 | 10,011,908.78 | 10,021,484.40 | 10,036,718.75 | (15,234.35) |
| 91282CKH3 | UNITED STATES TREASURY | 4.107 | 100.2148 | 03/31/2026 | 10,000,000.00 | 10,012,474.80 | 10,021,484.40 | 10,038,671.88 | (17,187.48) |

| | | | | | | | | | |
|-----------|-------------------------------|--------------|----------------|-------------------|-------------------------|-------------------------|-------------------------|-------------------------|---------------------|
| 91282CBQ3 | UNITED STATES TREASURY | 0.591 | 99.1758 | 02/28/2026 | 20,000,000.00 | 19,995,633.20 | 19,835,156.20 | 19,910,508.60 | (75,352.40) |
| 91282CKB6 | UNITED STATES TREASURY | 4.212 | 100.1680 | 02/28/2026 | 50,000,000.00 | 50,048,785.55 | 50,083,984.50 | 50,201,171.87 | (117,187.37) |
| 91282CKB6 | UNITED STATES TREASURY | 4.212 | 100.1680 | 02/28/2026 | 5,000,000.00 | 5,004,878.56 | 5,008,398.45 | 5,020,117.19 | (11,718.74) |
| 912828P46 | UNITED STATES TREASURY | 0.799 | 99.5430 | 02/15/2026 | 10,000,000.00 | 10,016,824.59 | 9,954,296.90 | 10,401,560.00 | (447,263.10) |
| 912828P46 | UNITED STATES TREASURY | 0.670 | 99.5430 | 02/15/2026 | 10,000,000.00 | 10,019,525.16 | 9,954,296.90 | 10,466,015.63 | (511,718.73) |
| 912828P46 | UNITED STATES TREASURY | 4.307 | 99.5430 | 02/15/2026 | 50,000,000.00 | 49,729,440.79 | 49,771,484.50 | 48,714,843.75 | 1,056,640.75 |
| 91282CGL9 | UNITED STATES TREASURY | 4.282 | 100.0273 | 02/15/2026 | 50,000,000.00 | 49,971,516.04 | 50,013,672.00 | 49,861,328.10 | 152,343.90 |
| 91282CGL9 | UNITED STATES TREASURY | 4.062 | 100.0273 | 02/15/2026 | 15,000,000.00 | 14,997,949.22 | 15,004,101.60 | 14,991,796.88 | 12,304.72 |
| 91282CGL9 | UNITED STATES TREASURY | 3.943 | 100.0273 | 02/15/2026 | 50,000,000.00 | 50,004,697.39 | 50,013,672.00 | 50,009,765.63 | 3,906.37 |
| 91282CBH3 | UNITED STATES TREASURY | 0.593 | 99.4023 | 01/31/2026 | 10,000,000.00 | 9,996,416.37 | 9,940,234.40 | 9,894,140.63 | 46,093.77 |
| 91282CBH3 | UNITED STATES TREASURY | 2.447 | 99.4023 | 01/31/2026 | 15,000,000.00 | 14,950,772.11 | 14,910,351.60 | 13,862,109.38 | 1,048,242.22 |
| 91282CBH3 | UNITED STATES TREASURY | 0.586 | 99.4023 | 01/31/2026 | 10,000,000.00 | 9,996,531.78 | 9,940,234.40 | 9,897,265.63 | 42,968.77 |
| 91282CJV4 | UNITED STATES TREASURY | 4.277 | 100.0508 | 01/31/2026 | 50,000,000.00 | 49,997,582.65 | 50,025,390.50 | 49,986,328.13 | 39,062.37 |
| 91282CJV4 | UNITED STATES TREASURY | 4.277 | 100.0508 | 01/31/2026 | 20,000,000.00 | 19,999,033.06 | 20,010,156.20 | 19,994,531.25 | 15,624.95 |
| 91282CGE5 | UNITED STATES TREASURY | 4.028 | 99.9961 | 01/15/2026 | 15,000,000.00 | 14,997,142.02 | 14,999,414.10 | 14,981,835.94 | 17,578.16 |
| 91282CBC4 | UNITED STATES TREASURY | 0.700 | 99.7109 | 12/31/2025 | 25,000,000.00 | 24,993,436.32 | 24,927,734.25 | 24,652,343.75 | 275,390.50 |
| 91282CBC4 | UNITED STATES TREASURY | 4.127 | 99.7109 | 12/31/2025 | 50,000,000.00 | 49,850,127.55 | 49,855,468.50 | 48,531,250.00 | 1,324,218.50 |
| 91282CBC4 | UNITED STATES TREASURY | 4.127 | 99.7109 | 12/31/2025 | 50,000,000.00 | 49,850,127.55 | 49,855,468.50 | 48,531,250.00 | 1,324,218.50 |
| 91282CBC4 | UNITED STATES TREASURY | 4.298 | 99.7109 | 12/31/2025 | 25,000,000.00 | 24,921,587.78 | 24,927,734.25 | 24,555,664.06 | 372,070.19 |
| --- | UNITED STATES TREASURY | 3.341 | 99.8859 | 08/20/2026 | 1,467,000,000.00 | 1,468,005,314.34 | 1,465,080,036.69 | 1,466,059,219.71 | (979,183.02) |

Summary

| Cusip | Description | Yield | Market Price | Final Maturity | Par Value | Book Value | Market Value | Principal | Net Unrealized Gain/Loss |
|-------|-------------|-------|--------------|----------------|-------------------|-------------------|-------------------|-------------------|--------------------------|
| --- | --- | 3.892 | 93.6605 | 05/22/2027 | 15,092,531,947.26 | 15,020,392,108.47 | 15,040,670,921.20 | 14,953,879,810.35 | 86,791,110.85 |



Riverside County Board of Supervisors
Request to Speak

Submit request to the Clerk of the Board (right of podium), Speakers are entitled to three (3) minutes, subject to Board Rules listed on the reverse side of this form. The Board may limit the public input on any item, based on the number of people requesting to speak and the business of the Board.

SPEAKER'S NAME: BRAD ANDERSON

Address: N/A

City: _____ Zip: _____

Phone #: _____

Date: 1-13-2024 Agenda # 2.10

PLEASE STATE YOUR POSITION BELOW:

Position on "Regular" (non-appealed) Agenda Item:

_____ Support _____ Oppose _____ Neutral

Note: If you are here for an agenda item that is filed for "Appeal", please state separately your position on the appeal below:

_____ Support _____ Oppose _____ Neutral

I give my 3 minutes to: _____

Parking validations available for speakers only – see Clerk of the Board.

(Revised: 04/23/2025)

BOARD RULES

Requests to Address Board on "Agenda" Items:

You may request to be heard on a published agenda item. Requests to be heard must be submitted to the Clerk of the Board before the scheduled meeting time.

Requests to Address Board on items that are "NOT" on the Agenda:

Notwithstanding any other provisions of these rules, member of the public shall have the right to address the Board during the mid-morning "Oral Communications" segment of the published agenda. Said purpose for address must pertain to issues which are under the direct jurisdiction of the Board of Supervisors. YOUR TIME WILL BE LIMITED TO THREE (3) MINUTES. The Board may limit the public input on any item, based on the number of people requesting to speak and the business of the Board.

Power Point Presentations/Printed Material:

Speakers who intend to conduct a formalized Power Point presentation or provide printed material must notify the Clerk of the Board's Office by 12 noon on the Monday preceding the Tuesday Board meeting, ensuring that the Clerk's Office has sufficient copies of all printed materials and at least one (1) copy of the Power Point CD. Copies of printed material given to the Clerk (by Monday noon deadline) will be provided to each Supervisor. If you have the need to use the overhead "Elmo" projector at the Board meeting, please ensure your material is clear and with proper contrast, notifying the Clerk well ahead of the meeting, of your intent to use the Elmo. **Speakers are prohibited from bringing signs, placards, or posters into the hearing room.**

Individual Speaker Limits:

Individual speakers are limited to a maximum of three (3) minutes. The Board may limit the public input on any item, based on the number of people requesting to speak and the business of the Board. Please step up to the podium when the Chair calls your name and begin speaking immediately. Pull the microphone to your mouth so that the Board, audience, and audio recording system hear you clearly. Once you start speaking, the "green" podium light will light. The "yellow" light will come on when you have one (1) minute remaining. When you have 30 seconds remaining, the "yellow" light will begin flash, indicating you must quickly wrap up your comments. Your time is up when the "red" light flashes. The Chair adheres to a strict three (3) minutes per speaker. **Note: If you intend to give your time to a "Group/Organized Presentation", please state so clearly at the very bottom of the reverse side of this form.**

Group/Organized Presentations:

Group/organized presentations with more than one (1) speaker will be limited to nine (9) minutes at the Chair's discretion. The organizer of the presentation will automatically receive the first three (3) minutes, with the remaining six (6) minutes relinquished by other speakers, as requested by them on a completed "Request to Speak" form, and clearly indicated at the front bottom of the form.

Addressing the Board & Acknowledgement by Chair:

The Chair will determine what order the speakers will address the Board and will call on all speakers in pairs. The first speaker should immediately step to the podium and begin addressing the Board. The second speaker should take up a position in one of the chamber aisles to quickly step up to the podium after the preceding speaker. This is to afford an efficient and timely Board meeting, giving all attendees the opportunity to make their case. Speakers are prohibited from making personal attacks, and/or using coarse, crude, profane or vulgar language while speaking to the Board members, staff, the public and/or meeting participants. Such behavior, at the discretion of the Board Chair may result in removal from the Board Chambers by Sheriff Deputies.