

**SUBMITTAL TO THE BOARD OF SUPERVISORS  
COUNTY OF RIVERSIDE, STATE OF CALIFORNIA**



**ITEM: 2.11  
(ID # 30064)**

**MEETING DATE:**  
Tuesday, March 24, 2026

**FROM :** TREASURER-TAX COLLECTOR

**SUBJECT:** TREASURER-TAX COLLECTOR: Receive and File the Treasurer's Monthly Disclosure Report on Investments dated February 2026, All Districts. [\$0]

**RECOMMENDED MOTION:** That the Board of Supervisors:

1. Receives and files the 'Monthly Disclosure Report on Investments' dated February 2026.


**ACTION:Consent**

---

**MINUTES OF THE BOARD OF SUPERVISORS**

On motion of Supervisor Gutierrez, seconded by Supervisor Washington and duly carried by unanimous vote, IT WAS ORDERED that the above matter is received and filed as recommended.

Ayes: Medina, Spiegel, Washington, Perez, and Gutierrez  
Nays: None  
Absent: None  
Date: March 24, 2026  
xc: Treasurer

Kimberly A. Rector  
Clerk of the Board  
By:   
Deputy

**SUBMITTAL TO THE BOARD OF SUPERVISORS COUNTY OF RIVERSIDE,  
STATE OF CALIFORNIA**

<b>FINANCIAL DATA</b>	<b>Current Fiscal Year:</b>	<b>Next Fiscal Year:</b>	<b>Total Cost:</b>	<b>Ongoing Cost</b>
<b>COST</b>	\$ 0	\$ 0	\$ 0	\$ 0
<b>NET COUNTY COST</b>	\$ 0	\$ 0	\$ 0	\$ 0
<b>SOURCE OF FUNDS: NA</b>			<b>Budget Adjustment: No</b>	
			<b>For Fiscal Year: 2025-2026</b>	

**C.E.O. RECOMMENDATION:** Approve

**BACKGROUND:**

**Summary**

The County Treasurer -Tax Collector is submitting the above noted report to the County Board of Supervisors in keeping with Section 53607 of the California Government Code, which requires a quarterly report on the status of investments. The practice has been to provide the Board with a monthly report. The report gives various statistics on the portfolio as to overall composition, liquidity, credit quality on the various securities and provides several trends on earnings performance, average weighted maturity, and the portfolio's 'paper loss or gain'.



# County of Riverside

TREASURER-TAX COLLECTOR'S  
POOLED INVESTMENT FUND  
FEBRUARY 2026 REPORT

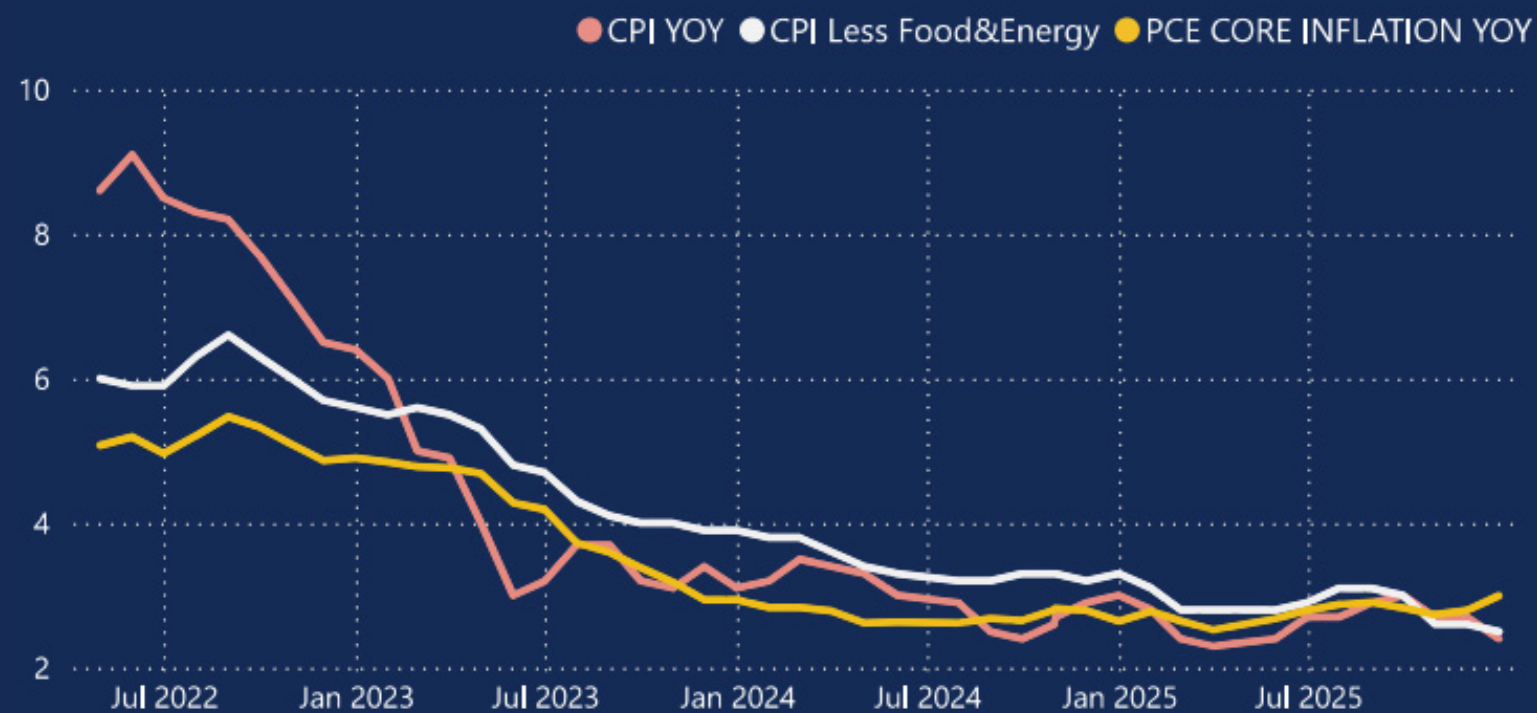


# Stability Amid Global Tensions

February was shaped by steady economic data and a persistent backdrop of tension in the Middle East. Markets spent much of the month watching the buildup of U.S. military assets and weighing how a strike on Iran might disrupt oil markets. That concern hung over investors leading up to the February 28 action, as they weighed the risk higher energy prices would slow consumer spending or complicate the disinflation trend. While the impending conflict garnered most of the headlines, the economic data released during the month pointed to an economy that was cooling somewhat but continued to remain broadly stable.

Labor data showed moderate job growth, with payrolls up 130,000 and the unemployment rate edging down to 4.3%. Inflation continued to ease, with headline CPI at 2.4% and core at 2.5%. Manufacturing improved as the ISM index moved back above 50, and housing activity picked up with gains in both starts and permits. None of these releases were dramatic, but together they reinforced the sense of an economy still expanding at a measured pace.

## Inflation



Source: Bureau of Labor Statistics and Bureau of Economic Analysis

Local conditions in Riverside County remained steady. Housing activity followed the broader Southern California pattern of tight supply and stable prices, with no signs of significant weakness. Indeed, the median home price in Riverside County was \$639,440 in January. The local economy continued to be supported by healthcare, services, and logistics.

## Riverside County Median Home Price



Source: California Association of Realtors

The Federal Reserve didn't meet in February, but its public remarks kept expectations steady. The message was familiar: inflation is improving, but the Fed wants more confirmation before adjusting policy. As the month progressed, expectations for rate cuts shifted further out, with most investors assuming any move would come later in the summer. Overall, policy looked likely to stay put for now, keeping short-term yields attractive for investors like the Treasurer's Pooled Investment Fund.

Treasury yields reflected that mix of caution and uncertainty. The two-year note fell from 3.57% to 3.38%, and the five-year from 3.83% to 3.50%, moves driven more by flight-to-quality flows than by economic data. Equity markets were similarly cautious, with the Dow ending the month slightly lower.

# INVESTMENT RESULTS

## Objective

The Fund seeks to safeguard the principal of the funds under the Treasurer's control, meet the liquidity needs of the depositors, and to maximize a return on the funds within the given parameters. The Fund invests exclusively in high-quality, short-term securities maturing within 5 years. The Fund is comprised of contributions from the county, schools, special districts, and other discretionary depositors throughout the County of Riverside. The Fund is in full compliance with the Treasurer-Tax Collector Statement of Policy and California Government Code.

**\$16.40bn**  
Market Value

**\$16.31bn**  
Principal

**\$ 98.14M**  
Unrealized Gain/Loss

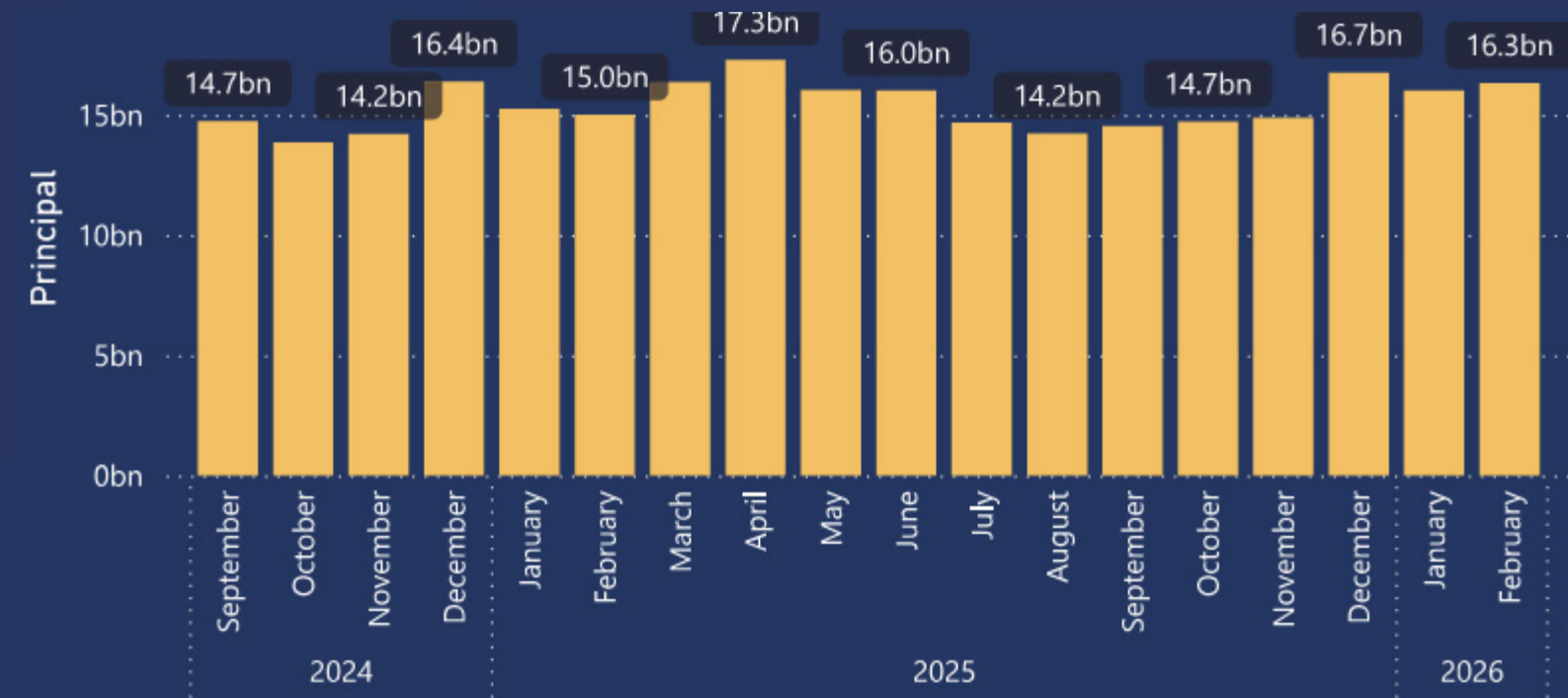
**0.60**  
Unrealized Gain/Loss %

**3.79**  
YTM %

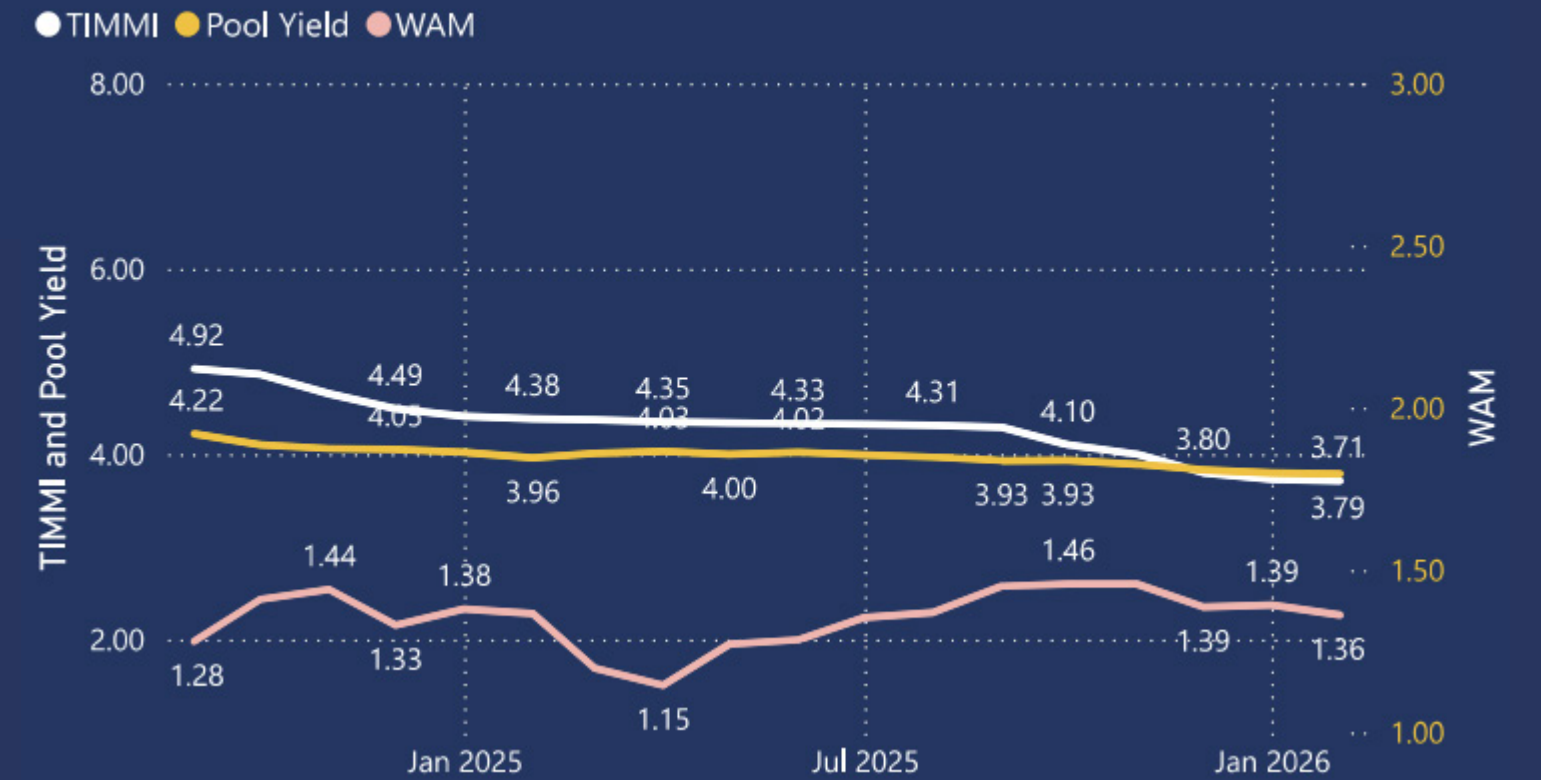
**1.33**  
WAM (Yrs)

Rated AA Af/S1 by Fitch Ratings, one of the nation's most trusted bond credit rating services.

Historical Fund Size



Purchase Yield vs TIMMI Index

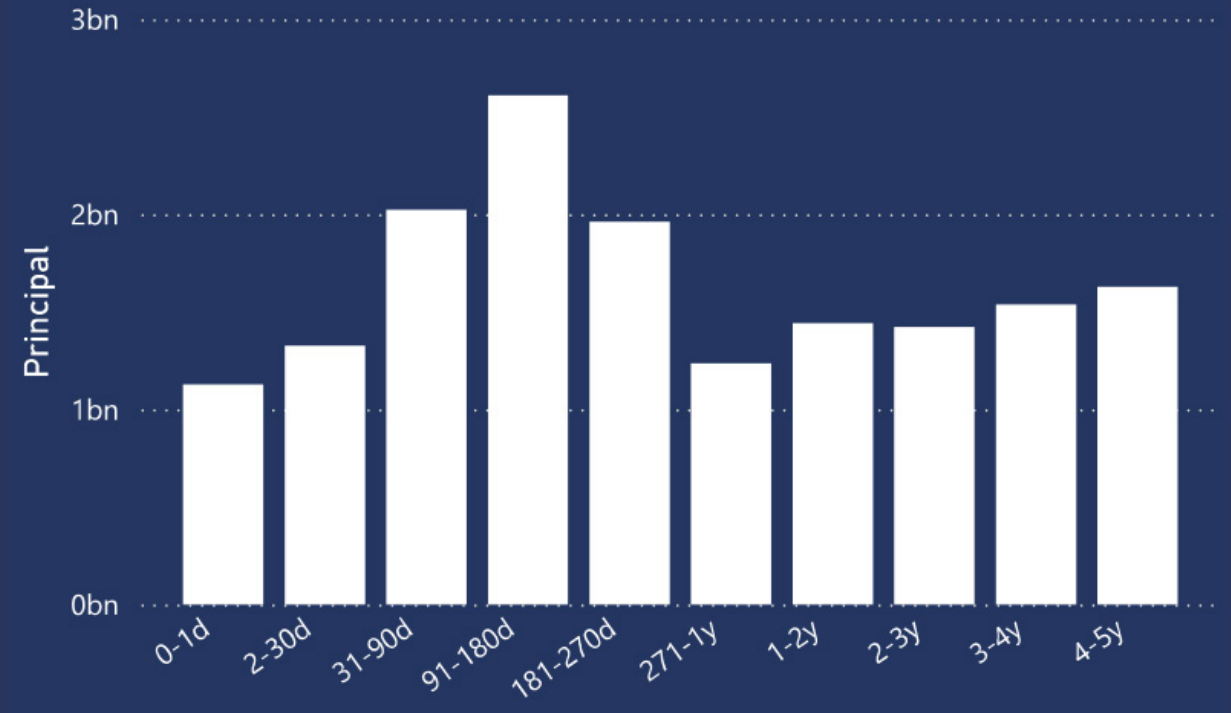




## Federal Home Loan Mortgage Corporation

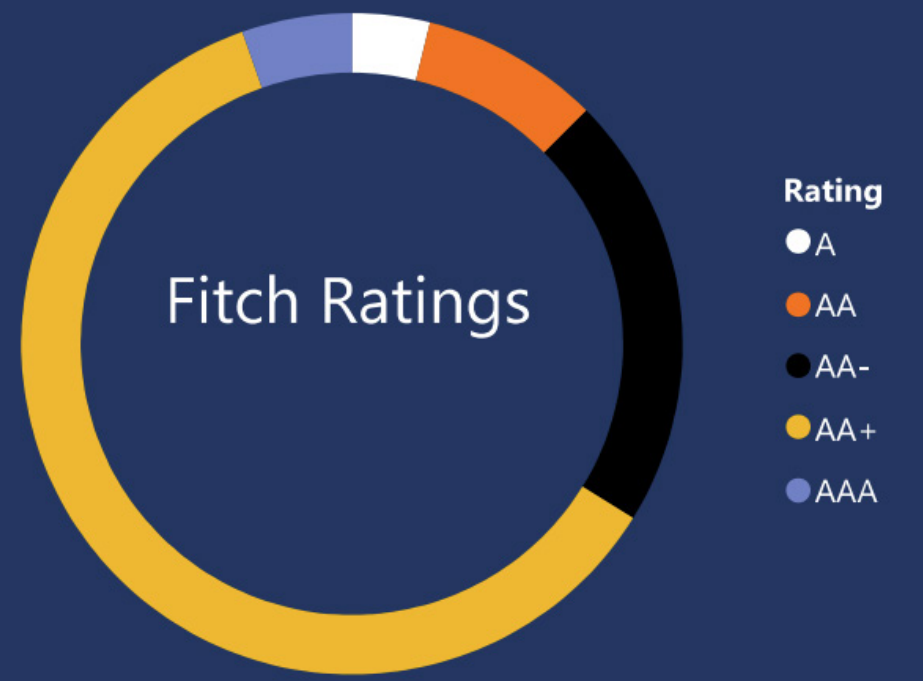
- 2,565,486,864.17
- Federal Home Loan Banks  
2,297,713,278.65
- Federal National Mortgage Association  
1,932,000,183.58
- Federal Farm Credit Banks Funding Corporat  
1,513,068,581.25
- United States  
1,121,380,090.85
- Johnson & Johnson  
788,856,137.20
- Toronto-Dominion Bank - New York Branch  
540,000,000.00
- Private Export Funding Corporation  
492,037,918.07
- J.P. Morgan Securities LLC  
420,000,000.00
- Royal Bank of Canada New York Branch  
411,278,083.33

## Principal by Maturity



## Cash Flows

Month-Year	Projected Receipts	Projected Maturities	Projected Payments	Net Cash
Mar-26	3,870,232,060.80	2,139,711,127.08	2,705,207,128.96	3,304,736,058.92
Apr-26	4,581,850,351.16	196,702,783.68	3,818,208,852.95	960,344,281.88
May-26	1,418,410,086.58	1,924,057,992.94	2,906,956,488.14	435,511,591.38
Jun-26	2,007,976,363.45	1,168,836,088.32	2,142,070,979.35	1,034,741,472.42
Jul-26	962,081,118.65	863,703,093.62	2,457,489,509.58	-631,705,297.31
Aug-26	1,320,079,187.43	476,314,974.26	1,760,677,804.44	35,716,357.25
Sep-26	1,801,447,468.42	925,431,368.61	1,581,578,414.83	1,145,300,422.20
Oct-26	2,061,594,726.18	706,102,564.70	1,891,493,182.82	876,204,108.06
Nov-26	1,881,779,558.41	345,737,100.46	1,627,499,466.46	600,017,192.42
Dec-26	4,072,710,339.58	295,749,555.63	2,008,414,648.51	2,360,045,246.70
Jan-27	1,898,357,406.81	794,190,045.28	3,034,747,265.47	-342,199,813.39
Feb-27	2,293,386,555.93	127,960,053.53	2,546,817,652.85	-125,471,043.39
<b>Total</b>	<b>28,169,905,223.39</b>	<b>9,964,496,748.11</b>	<b>28,481,161,394.37</b>	<b>9,653,240,577.13</b>



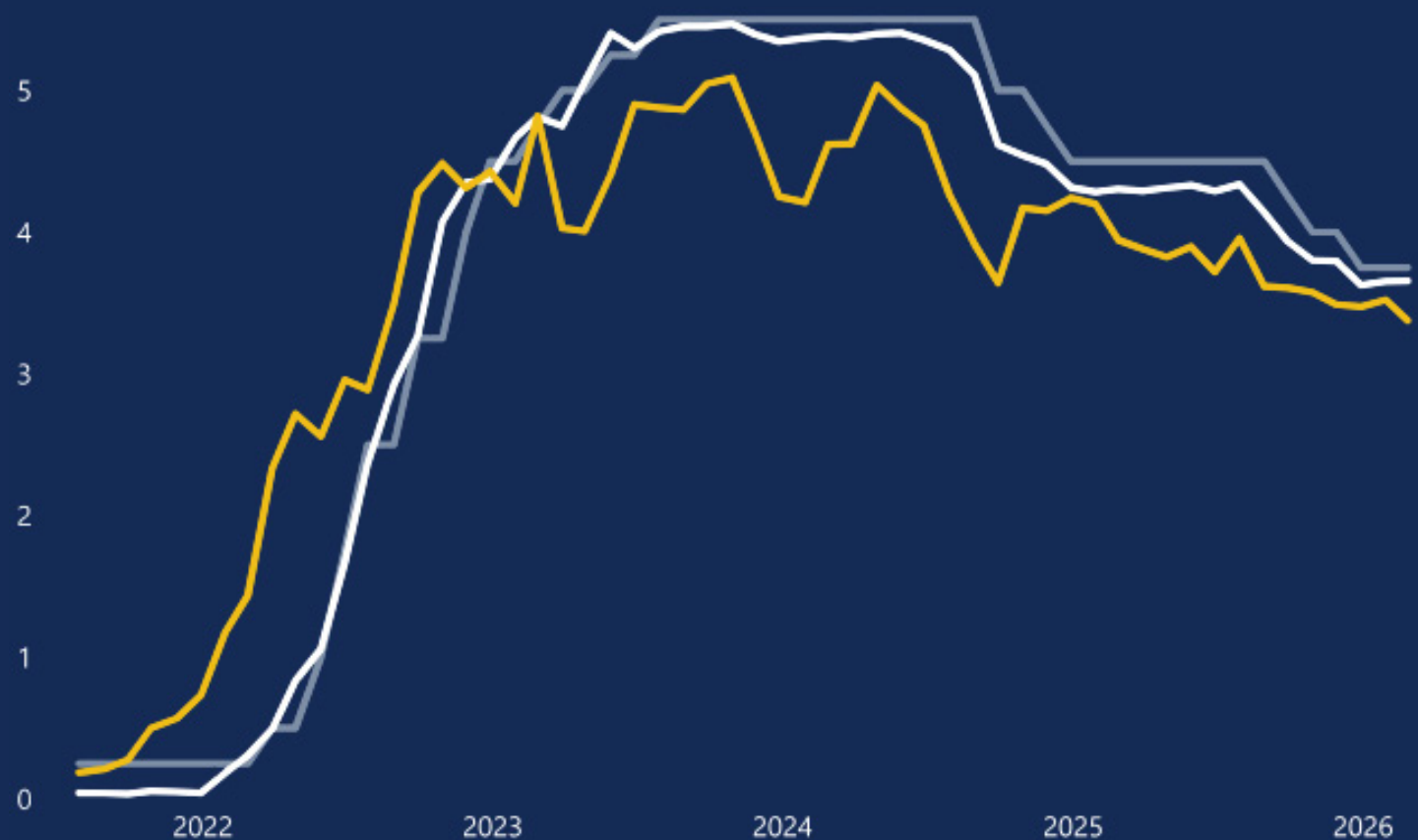
## Holdings Summary

Category	Principal	WAM	YTM
Agency	8,378,260,357.65	2.25	3.88
CD	2,005,000,000.00	0.35	3.72
Corporate	255,830,760.28	1.15	4.08
CP	3,219,620,026.08	0.22	3.76
MM Fund	814,000,000.00	0.00	3.62
Muni	85,400,380.00	0.57	4.38
Mutual Fund	313,000,000.00	0.00	3.82
Non-US Gov	112,740,410.25	1.75	4.65
US Gov	1,121,380,090.85	0.83	3.23
<b>Total</b>	<b>16,305,232,025.11</b>	<b>1.33</b>	<b>3.79</b>



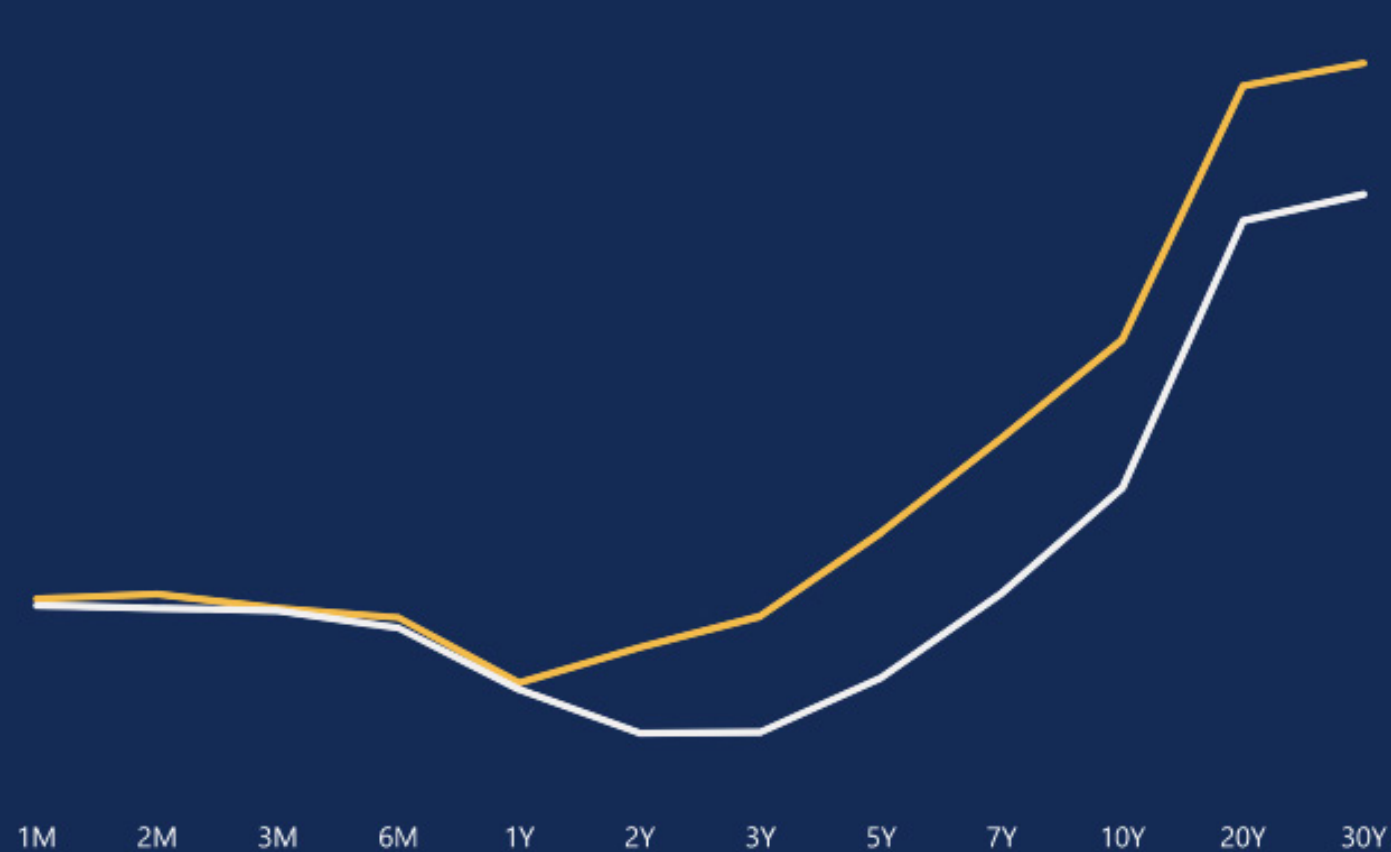
### Treasury Rates

● FED TARGET RATE ● 3-MO UST ● 2-YR UST



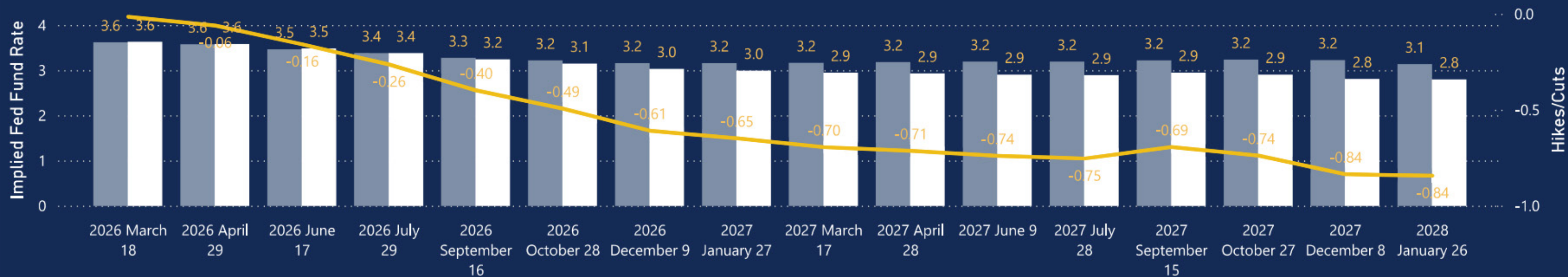
### US Treasury Yield Curve

● Start of Month ● End of Month



### Implied Fed Funds Rate and Rate Change

● Start of Month ● End of the Month ● Rate Cuts/Hikes





# ECONOMICS

## U.S. Unemployment Rates (%)

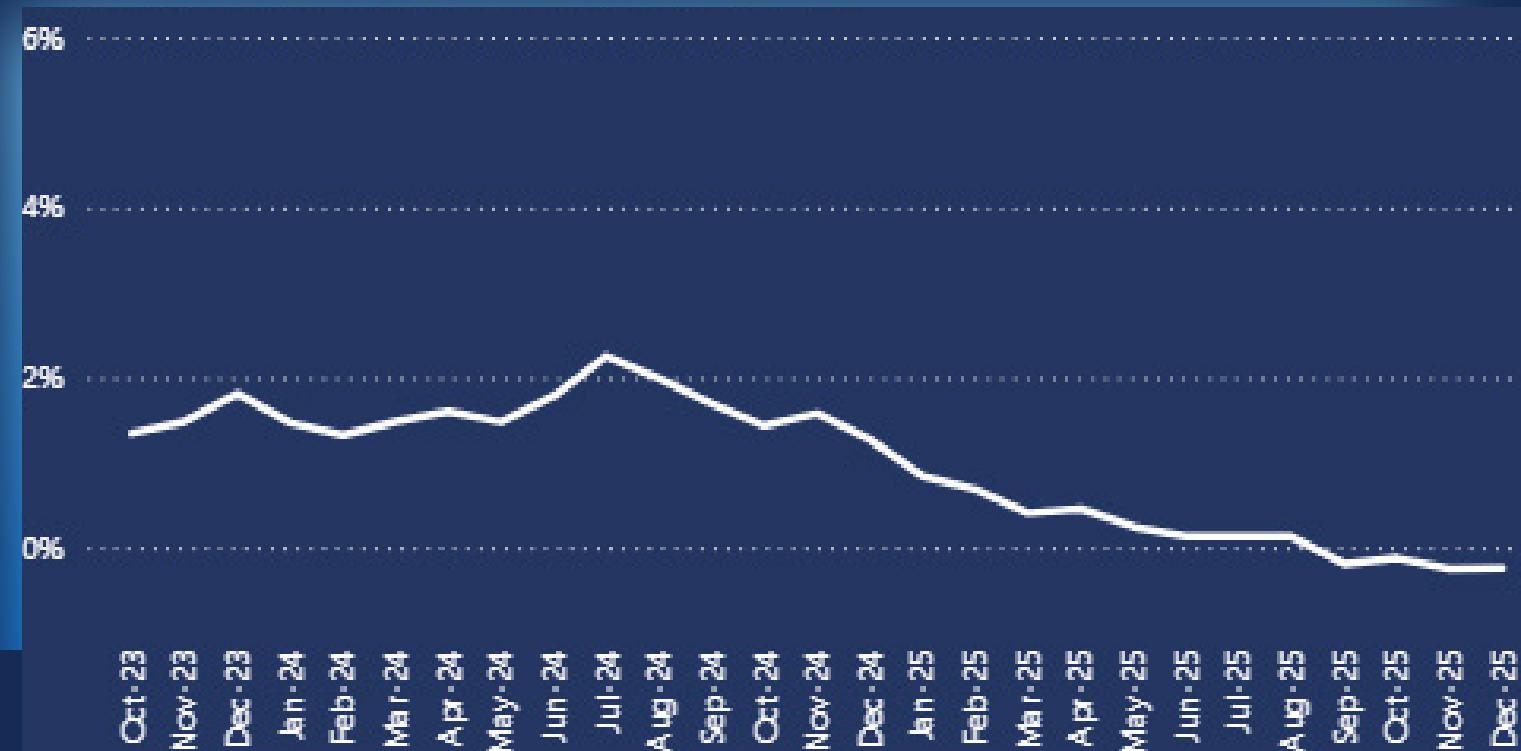
December

<b>2024</b>	<b>4.10</b>	<b>5.50</b>	<b>4.90</b>
Year	United States	California	Riverside County

December

<b>2025</b>	<b>4.40</b>	<b>5.50</b>	<b>5.10</b>
Year	United States	California	Riverside County

## Riverside MSA Nonfarm Payroll (%Change)



## U.S. Initial Jobless Claims by Month-Year



# COMPLIANCE STATEMENT

The Treasurer's Pooled Investment Fund was in full compliance with the County of Riverside Treasurer's Statement of Investment Policy as of month-end. The County's Statement of Investment Policy is more restrictive than California State Government Code 53646. The County's Investment Policy is reviewed annually by the County of Riverside's Oversight Committee and approved by the Board of Supervisors.

Since its inception, the Treasurer's Pooled Investment Fund has been in full compliance with the Treasurer's Statement of Investment Policy.

Investment Category	Gov. Authorized % Limit	Gov. Code Maximum Maturity	Gov. Ratings	Co. Authorized % Limit	Co. Maximum Maturity	Co. Ratings	Pool Principal %
U.S. TREASURIES	NO LIMIT	5 YEARS	NA	100%	5 YEARS	NA	6.88%
REVERSE REPOS	20%	92 DAYS	NA	10%	60 DAYS	NA	
REPURCHASE AGREEMENTS (REPO)	NO LIMIT	1 YEARS	NA	40% max, 25% in term repo over 7 days	45 DAYS	NA	
NEGOTIABLE CERTIFICATE OF DEPOSITS & COLLATERALIZED TIME DEPOSITS (NCD & TCD)	30%	5 YEARS	NA	20%	2 YEAR	A1/P1/F1	12.30%
MUNICIPAL BONDS (MUNI)	NO LIMIT	5 YEARS	NA	15%	5 YEARS	AA-/Aa3/AA-	0.52%
MONEY MARKET MUTUAL FUNDS (MMF)	20%	60 DAYS (1)	AAA/Aaa (2)	20%	DAILY LIQUIDITY	AAA by 2 Of 3 RATINGS AGC.	4.99%
MEDIUM TERM NOTES (MTNO) CORPORATE NOTES	30%	5 YEARS	A	20%	4 YEARS	A/A2/A	1.57%
LOCAL AGENCY OBLIGATIONS (LAO)	NO LIMIT	5 YEARS	NA	2.5%	3 YEARS	INVESTMENT GRADE	
LOCAL AGENCY INVESTMENT FUND (LAIF)	NA	NA	NA	Max \$50 million	DAILY LIQUIDITY	NA	
JOINT POWERS AUTHORITY POOL, CLTR, CAMP	NA	NA	NA	2%	DAILY LIQUIDITY	NA	1.92%
INT'L BANK FOR RECONSTRUCTION AND DEVELOPMENT, INT'L FINANCE CORPORATION, AND INTER-AMERICAN DEVELOPMENT BANK	NA	NA	NA	20%	5 YEARS	AA/Aa/AA	0.69%
FEDERAL AGENCIES	NO LIMIT	5 YEARS	AAA	100%	5 YEARS	NA	51.38%
COMMERCIAL PAPER (CP)	40%	397 DAYS	A1/P1	40%	397 DAYS	A1/P1/F1	19.75%
CASH/DEPOSIT ACCOUNT	NA	NA	NA	20%	NA	NA	
<b>Total</b>							<b>100.00%</b>





Matthew Jennings  
Treasurer-Tax Collector

---

Giovane Pizano

Assistant Treasurer-Tax Collector

John Byerly

Chief Investment Officer

Steve Faeth

Senior Investment Officer

Isela Licea

Investment Officer

# INVESTMENT TEAM

*The sound investment of public funds, fair, efficient  
tax collection, and exceptional public service.*



*The sound investment of public funds, fair, efficient tax collection, and exceptional public service*

COUNTY OF RIVERSIDE  
TREASURER-TAX COLLECTOR  
CAPITAL MARKETS  
COUNTY ADMINISTRATIVE CENTER  
4080 LEMON STREET, 4TH FLOOR,  
RIVERSIDE, CA 92501



<https://countytreasurer.org/>



<https://www.facebook.com/profile.php?id=61551938128471>



<https://instagram.com/rivcotte>



[rcttc@rivco.org](mailto:rcttc@rivco.org)



SCAN QR CODE TO  
Explore our Website



**Jessica Roberson**  
Content Creator



**Paola Vertiz**  
Managing Editor



Agency  
AGCY BOND

Cusip	Description	Yield	Market Price	Final Maturity	Par Value	Book Value	Market Value	Principal	Net Unrealized Gain/Loss
3134HCVL0	FEDERAL HOME LOAN MORTGAGE CORP	4.125	99.9815	02/20/2031	50,000,000.00	50,000,000.00	49,990,750.00	50,000,000.00	(9,250.00)
3134HCVL0	FEDERAL HOME LOAN MORTGAGE CORP	4.125	99.9815	02/20/2031	15,000,000.00	15,000,000.00	14,997,225.00	15,000,000.00	(2,775.00)
3136GC4L6	FEDERAL NATIONAL MORTGAGE ASSOCIATION	4.240	100.0971	11/13/2030	25,000,000.00	25,000,000.00	25,024,275.00	25,000,000.00	24,275.00
3130B8BF8	FEDERAL HOME LOAN BANKS	4.045	99.5855	11/06/2030	25,000,000.00	24,900,441.54	24,896,375.00	24,893,750.00	2,625.00
3130B7SY1	FEDERAL HOME LOAN BANKS	3.750	99.3923	09/30/2030	25,000,000.00	25,000,000.00	24,848,075.00	25,000,000.00	(151,925.00)
3133ETLF2	FEDERAL FARM CREDIT BANKS FUNDING CORP	4.390	100.7643	06/17/2030	25,000,000.00	25,000,000.00	25,191,075.00	25,000,000.00	191,075.00
3130B6SF4	FEDERAL HOME LOAN BANKS	4.125	101.0351	06/14/2030	10,000,000.00	10,000,000.00	10,103,510.00	10,000,000.00	103,510.00
3133ETDZ7	FEDERAL FARM CREDIT BANKS FUNDING CORP	4.590	100.1125	04/22/2030	10,000,000.00	10,000,000.00	10,011,250.00	10,000,000.00	11,250.00
3130B85U2	FEDERAL HOME LOAN BANKS	4.000	99.8405	04/16/2030	15,000,000.00	15,000,000.00	14,976,075.00	15,000,000.00	(23,925.00)
3136GCPB5	FEDERAL NATIONAL MORTGAGE ASSOCIATION	4.000	99.8778	02/27/2030	30,000,000.00	30,000,000.00	29,963,340.00	30,000,000.00	(36,660.00)
3130B9LH1	FEDERAL HOME LOAN BANKS	3.825	99.6983	02/26/2030	15,000,000.00	15,000,000.00	14,954,745.00	15,000,000.00	(45,255.00)
3133ET7M3	FEDERAL FARM CREDIT BANKS FUNDING CORP	3.892	99.7460	01/14/2030	10,000,000.00	9,992,246.58	9,974,600.00	9,992,000.00	(17,400.00)
3133ET7M3	FEDERAL FARM CREDIT BANKS FUNDING CORP	3.918	99.7460	01/14/2030	15,000,000.00	14,974,187.80	14,961,900.00	14,973,750.00	(11,850.00)
3134HCMH9	FEDERAL HOME LOAN MORTGAGE CORP	4.014	99.8651	01/07/2030	10,000,000.00	9,995,154.85	9,983,510.00	9,995,000.00	(8,490.00)
3134HCDS5	FEDERAL HOME LOAN MORTGAGE CORP	4.000	99.8135	12/04/2029	10,000,000.00	10,000,000.00	9,981,350.00	10,000,000.00	(18,650.00)
31424WRN4	FEDERAL AGRICULTURAL MORTGAGE CORP	4.653	100.6767	11/27/2029	15,000,000.00	14,993,599.21	15,101,505.00	14,991,450.00	110,055.00
31424WRG9	FEDERAL AGRICULTURAL MORTGAGE CORP	4.550	101.6114	11/26/2029	20,000,000.00	20,000,000.00	20,322,280.00	20,000,000.00	322,280.00
3133ETY50	FEDERAL FARM CREDIT BANKS FUNDING CORP	4.213	100.0051	11/26/2029	20,000,000.00	19,990,513.89	20,001,020.00	19,990,000.00	11,020.00
3130B3LE1	FEDERAL HOME LOAN BANKS	4.420	100.9526	11/05/2029	15,000,000.00	15,000,000.00	15,142,890.00	15,000,000.00	142,890.00
3133EK4C7	FEDERAL FARM CREDIT BANKS FUNDING CORP	4.347	95.3306	10/29/2029	15,000,000.00	13,933,974.23	14,299,590.00	13,549,950.00	749,640.00
3130B7RM8	FEDERAL HOME LOAN BANKS	4.100	99.9512	09/26/2029	15,000,000.00	15,000,000.00	14,992,680.00	15,000,000.00	(7,320.00)
3133ETZB6	FEDERAL FARM CREDIT BANKS FUNDING CORP	4.010	99.8834	09/24/2029	50,000,000.00	50,000,000.00	49,941,700.00	50,000,000.00	(58,300.00)
3133ERPS4	FEDERAL FARM CREDIT BANKS FUNDING CORP	3.732	101.0303	08/15/2029	10,000,000.00	10,005,602.57	10,103,030.00	10,008,100.00	94,930.00
3130B2HC2	FEDERAL HOME LOAN BANKS	4.200	100.1450	08/13/2029	20,000,000.00	20,000,000.00	20,029,000.00	20,000,000.00	29,000.00
3130B2S50	FEDERAL HOME LOAN BANKS	4.710	100.4041	07/30/2029	15,000,000.00	15,000,000.00	15,060,615.00	15,000,000.00	60,615.00
3134HCQS1	FEDERAL HOME LOAN MORTGAGE CORP	3.992	99.9207	07/23/2029	30,000,000.00	30,000,000.00	29,976,210.00	30,000,000.00	(23,790.00)
3133ET2L0	FEDERAL FARM CREDIT BANKS FUNDING CORP	3.875	99.8381	06/01/2029	10,000,000.00	10,000,000.00	9,983,810.00	10,000,000.00	(16,190.00)
3130B6J49	FEDERAL HOME LOAN BANKS	4.150	100.6660	05/21/2029	15,000,000.00	15,000,000.00	15,099,900.00	15,000,000.00	99,900.00
3133ETEX1	FEDERAL FARM CREDIT BANKS FUNDING CORP	4.440	100.1071	04/30/2029	10,000,000.00	10,000,000.00	10,010,710.00	10,000,000.00	10,710.00
3136GAZA0	FEDERAL NATIONAL MORTGAGE ASSOCIATION	4.000	99.9496	04/24/2029	25,000,000.00	25,000,000.00	24,987,400.00	25,000,000.00	(12,600.00)
3130B0TF6	FEDERAL HOME LOAN BANKS	4.750	101.2847	04/09/2029	10,000,000.00	10,000,000.00	10,128,470.00	10,000,000.00	128,470.00
3133ETBK2	FEDERAL FARM CREDIT BANKS FUNDING CORP	4.580	100.0614	04/02/2029	25,000,000.00	25,000,000.00	25,015,350.00	25,000,000.00	15,350.00
3133ETBK2	FEDERAL FARM CREDIT BANKS FUNDING CORP	4.501	100.0614	04/02/2029	16,000,000.00	16,001,057.85	16,009,824.00	16,012,000.00	(2,176.00)
3133ER6T3	FEDERAL FARM CREDIT BANKS FUNDING CORP	4.535	100.0222	03/12/2029	25,000,000.00	24,989,581.62	25,005,550.00	24,986,250.00	19,300.00
3130B7QH0	FEDERAL HOME LOAN BANKS	4.000	99.9523	03/12/2029	25,000,000.00	25,000,000.00	24,988,075.00	25,000,000.00	(11,925.00)
3133ER5D9	FEDERAL FARM CREDIT BANKS FUNDING CORP	4.490	100.8274	03/05/2029	10,000,000.00	10,000,000.00	10,082,740.00	10,000,000.00	82,740.00
3133ER5H0	FEDERAL FARM CREDIT BANKS FUNDING CORP	4.700	100.0081	03/05/2029	10,000,000.00	10,000,000.00	10,000,810.00	10,000,000.00	810.00
3133ETP92	FEDERAL FARM CREDIT BANKS FUNDING CORP	4.031	99.9238	02/05/2029	20,000,000.00	19,972,722.65	19,984,760.00	19,970,000.00	14,760.00
3134HCNV7	FEDERAL HOME LOAN MORTGAGE CORP	4.000	99.9600	01/09/2029	50,000,000.00	50,000,000.00	49,980,000.00	50,000,000.00	(20,000.00)
3133ET4K0	FEDERAL FARM CREDIT BANKS FUNDING CORP	3.800	99.8508	12/18/2028	10,000,000.00	10,000,000.00	9,985,080.00	10,000,000.00	(14,920.00)
3133ET4K0	FEDERAL FARM CREDIT BANKS FUNDING CORP	3.800	99.8508	12/18/2028	10,000,000.00	10,000,000.00	9,985,080.00	10,000,000.00	(14,920.00)
3134HCHN2	FEDERAL HOME LOAN MORTGAGE CORP	4.000	99.9556	12/18/2028	20,000,000.00	20,000,000.00	19,991,120.00	20,000,000.00	(8,880.00)
3136GCB38	FEDERAL NATIONAL MORTGAGE ASSOCIATION	3.780	99.8336	12/18/2028	10,000,000.00	10,000,000.00	9,983,360.00	10,000,000.00	(16,640.00)
3134HCJW0	FEDERAL HOME LOAN MORTGAGE CORP	3.950	99.8946	12/18/2028	20,000,000.00	20,000,000.00	19,978,920.00	20,000,000.00	(21,080.00)
3133ET3P0	FEDERAL FARM CREDIT BANKS FUNDING CORP	4.212	100.1714	12/04/2028	10,000,000.00	10,000,000.00	10,017,140.00	10,000,000.00	17,140.00
3130B8NM0	FEDERAL HOME LOAN BANKS	3.875	99.9990	11/20/2028	15,000,000.00	15,000,000.00	14,999,850.00	15,000,000.00	(150.00)
3130B9HG8	FEDERAL HOME LOAN BANKS	3.752	99.8060	11/13/2028	15,000,000.00	15,000,000.00	14,970,900.00	15,000,000.00	(29,100.00)
3133ETR82	FEDERAL FARM CREDIT BANKS FUNDING CORP	3.876	99.8933	11/10/2028	10,000,000.00	9,990,888.07	9,989,330.00	9,990,000.00	(670.00)
3130B3LA9	FEDERAL HOME LOAN BANKS	4.428	100.3049	11/06/2028	15,000,000.00	15,000,000.00	15,045,735.00	15,000,000.00	45,735.00
3130AXQC5	FEDERAL HOME LOAN BANKS	5.210	101.0188	11/03/2028	25,000,000.00	25,000,000.00	25,254,700.00	25,000,000.00	254,700.00
3133ETN29	FEDERAL FARM CREDIT BANKS FUNDING CORP	4.468	100.2271	10/27/2028	25,000,000.00	25,000,000.00	25,056,775.00	25,000,000.00	56,775.00
3130AXL48	FEDERAL HOME LOAN BANKS	5.300	101.0213	10/20/2028	40,000,000.00	40,000,000.00	40,408,520.00	40,000,000.00	408,520.00
3133ETJ40	FEDERAL FARM CREDIT BANKS FUNDING CORP	4.513	100.2254	10/20/2028	15,000,000.00	15,000,000.00	15,033,810.00	15,000,000.00	33,810.00
3134HBZ61	FEDERAL HOME LOAN MORTGAGE CORP	4.000	100.0303	10/20/2028	23,000,000.00	23,000,000.00	23,006,969.00	23,000,000.00	6,969.00
3134HBY39	FEDERAL HOME LOAN MORTGAGE CORP	4.000	100.0267	10/17/2028	25,000,000.00	25,000,000.00	25,006,675.00	25,000,000.00	6,675.00
3130B5VA3	FEDERAL HOME LOAN BANKS	4.000	100.2034	10/16/2028	10,000,000.00	10,000,000.00	10,020,340.00	10,000,000.00	20,340.00
3133ETH42	FEDERAL FARM CREDIT BANKS FUNDING CORP	3.840	99.8945	10/16/2028	25,000,000.00	25,000,000.00	24,973,625.00	25,000,000.00	(26,375.00)
3133ETF28	FEDERAL FARM CREDIT BANKS FUNDING CORP	4.360	100.2238	10/13/2028	25,000,000.00	25,000,000.00	25,055,950.00	25,000,000.00	55,950.00
3133ETF28	FEDERAL FARM CREDIT BANKS FUNDING CORP	4.360	100.2238	10/13/2028	25,000,000.00	25,000,000.00	25,055,950.00	25,000,000.00	55,950.00
3133EPWM3	FEDERAL FARM CREDIT BANKS FUNDING CORP	5.040	100.7379	09/22/2028	25,000,000.00	25,000,000.00	25,184,475.00	25,000,000.00	184,475.00
3136GAT58	FEDERAL NATIONAL MORTGAGE ASSOCIATION	4.000	100.0080	09/12/2028	15,000,000.00	15,000,000.00	15,001,200.00	15,000,000.00	1,200.00
3133ETXG7	FEDERAL FARM CREDIT BANKS FUNDING CORP	4.626	100.2300	09/11/2028	10,000,000.00	10,000,000.00	10,023,000.00	10,000,000.00	23,000.00
3130AWTR1	FEDERAL HOME LOAN BANKS	4.346	102.3411	09/08/2028	5,000,000.00	5,003,078.38	5,117,055.00	5,006,100.00	110,955.00
3133ETTD9	FEDERAL FARM CREDIT BANKS FUNDING CORP	3.857	100.2699	08/18/2028	9,375,000.00	9,369,219.75	9,400,303.13	9,367,968.75	32,334.38
3133ETTC1	FEDERAL FARM CREDIT BANKS FUNDING CORP	4.080	100.0665	08/14/2028	25,000,000.00	25,000,000.00	25,016,625.00	25,000,000.00	16,625.00
3133ETTC1	FEDERAL FARM CREDIT BANKS FUNDING CORP	4.080	100.0665	08/14/2028	25,000,000.00	25,000,000.00	25,016,625.00	25,000,000.00	16,625.00
3133ETTC1	FEDERAL FARM CREDIT BANKS FUNDING CORP	4.080	100.0665	08/14/2028	25,000,000.00	25,000,000.00	25,016,625.00	25,000,000.00	16,625.00
3134HA4S9	FEDERAL HOME LOAN MORTGAGE CORP	4.550	100.3343	07/28/2028	3,250,000.00	3,250,000.00	3,260,864.75	3,250,000.00	10,864.75
3133ETRC3	FEDERAL FARM CREDIT BANKS FUNDING CORP	4.230	100.1603	07/28/2028	25,000,000.00	25,000,000.00	25,040,075.00	25,000,000.00	40,075.00

3133ETRC3	FEDERAL FARM CREDIT BANKS FUNDING CORP	4.230	100.1603	07/28/2028	25,000,000.00	25,000,000.00	25,040,075.00	25,000,000.00	40,075.00
3130B23Z6	FEDERAL HOME LOAN BANKS	4.650	100.3627	07/24/2028	15,000,000.00	15,000,000.00	15,054,405.00	15,000,000.00	54,405.00
3133ETPR2	FEDERAL FARM CREDIT BANKS FUNDING CORP	4.000	100.5170	07/14/2028	15,000,000.00	15,000,000.00	15,077,550.00	15,000,000.00	77,550.00
3133ET6X0	FEDERAL FARM CREDIT BANKS FUNDING CORP	3.782	99.7987	07/13/2028	15,000,000.00	14,985,662.98	14,969,805.00	14,985,000.00	(15,195.00)
3134HCHS1	FEDERAL HOME LOAN MORTGAGE CORP	3.850	99.8811	06/16/2028	40,000,000.00	40,000,000.00	39,952,440.00	40,000,000.00	(47,560.00)
3134HCHS1	FEDERAL HOME LOAN MORTGAGE CORP	3.850	99.8811	06/16/2028	20,000,000.00	20,000,000.00	19,976,220.00	20,000,000.00	(23,780.00)
3130AWC24	FEDERAL HOME LOAN BANKS	3.987	101.2800	06/09/2028	10,000,000.00	10,002,498.49	10,128,000.00	10,005,460.00	122,540.00
3133ETJU2	FEDERAL FARM CREDIT BANKS FUNDING CORP	4.079	100.5789	06/02/2028	25,000,000.00	25,000,000.00	25,144,725.00	25,000,000.00	144,725.00
3134HBUB5	FEDERAL HOME LOAN MORTGAGE CORP	4.400	100.1540	05/26/2028	20,000,000.00	20,000,000.00	20,030,800.00	20,000,000.00	30,800.00
3136GAHG7	FEDERAL NATIONAL MORTGAGE ASSOCIATION	4.440	100.1547	05/22/2028	20,000,000.00	20,000,000.00	20,030,940.00	20,000,000.00	30,940.00
3133EPGW9	FEDERAL FARM CREDIT BANKS FUNDING CORP	3.784	100.9574	04/25/2028	10,000,000.00	10,017,724.79	10,095,740.00	10,041,200.00	54,540.00
3130B0PN3	FEDERAL HOME LOAN BANKS	4.780	100.0896	04/06/2028	20,000,000.00	20,000,000.00	20,017,920.00	20,000,000.00	17,920.00
3130B9J68	FEDERAL HOME LOAN BANKS	3.743	99.9696	02/17/2028	10,000,000.00	10,000,000.00	9,996,960.00	10,000,000.00	(3,040.00)
3133ER3X7	FEDERAL FARM CREDIT BANKS FUNDING CORP	4.530	100.0174	02/11/2028	10,000,000.00	10,000,000.00	10,001,740.00	10,000,000.00	1,740.00
3133ER3X7	FEDERAL FARM CREDIT BANKS FUNDING CORP	4.530	100.0174	02/11/2028	25,000,000.00	25,000,000.00	25,004,350.00	25,000,000.00	4,350.00
3133ERW31	FEDERAL FARM CREDIT BANKS FUNDING CORP	4.429	100.7195	01/27/2028	25,000,000.00	25,000,000.00	25,179,875.00	25,000,000.00	179,875.00
3133EWAT7	FEDERAL FARM CREDIT BANKS FUNDING CORP	3.738	99.9968	01/26/2028	5,000,000.00	5,000,000.00	4,999,840.00	5,000,000.00	(160.00)
3133EWAT7	FEDERAL FARM CREDIT BANKS FUNDING CORP	3.738	99.9968	01/26/2028	5,000,000.00	5,000,000.00	4,999,840.00	5,000,000.00	(160.00)
31424W6V9	FEDERAL AGRICULTURAL MORTGAGE CORP	3.770	100.0706	01/14/2028	10,000,000.00	10,000,000.00	10,007,060.00	10,000,000.00	7,060.00
3133ET4D6	FEDERAL FARM CREDIT BANKS FUNDING CORP	3.800	99.9220	12/15/2027	16,875,000.00	16,875,000.00	16,861,837.50	16,875,000.00	(13,162.50)
3130ATUS4	FEDERAL HOME LOAN BANKS	3.796	101.4160	12/10/2027	25,000,000.00	25,181,552.77	25,354,000.00	25,510,250.00	(156,250.00)
3130ATUS4	FEDERAL HOME LOAN BANKS	4.002	101.4160	12/10/2027	50,000,000.00	50,196,727.00	50,708,000.00	50,548,350.00	159,650.00
3130ATUS4	FEDERAL HOME LOAN BANKS	4.036	101.4160	12/10/2027	15,000,000.00	15,050,817.99	15,212,400.00	15,141,570.00	70,830.00
3133ET3S4	FEDERAL FARM CREDIT BANKS FUNDING CORP	3.730	100.0317	12/09/2027	20,000,000.00	20,000,000.00	20,006,340.00	20,000,000.00	6,340.00
31424W4F6	FEDERAL AGRICULTURAL MORTGAGE CORP	0.000	100.0771	12/09/2027	10,000,000.00	10,000,000.00	10,007,710.00	10,000,000.00	7,710.00
3133ET4B0	FEDERAL FARM CREDIT BANKS FUNDING CORP	3.956	99.9994	12/09/2027	15,000,000.00	15,000,000.00	14,999,910.00	15,000,000.00	(90.00)
3134HCFJ3	FEDERAL HOME LOAN MORTGAGE CORP	3.900	99.9769	12/03/2027	10,000,000.00	10,000,000.00	9,997,690.00	10,000,000.00	(2,310.00)
3133ERE23	FEDERAL FARM CREDIT BANKS FUNDING CORP	4.356	100.4785	12/02/2027	10,000,000.00	9,994,146.12	10,047,850.00	9,990,000.00	57,850.00
3133ETS40	FEDERAL FARM CREDIT BANKS FUNDING CORP	4.054	100.0707	11/10/2027	15,000,000.00	15,000,000.00	15,010,605.00	15,000,000.00	10,605.00
3133ENW63	FEDERAL FARM CREDIT BANKS FUNDING CORP	4.284	101.0913	10/27/2027	5,000,000.00	5,006,709.34	5,054,565.00	5,020,250.00	34,315.00
3133ENW63	FEDERAL FARM CREDIT BANKS FUNDING CORP	4.195	101.0913	10/27/2027	3,715,000.00	3,724,901.65	3,755,541.80	3,744,868.60	10,673.20
3133ENW63	FEDERAL FARM CREDIT BANKS FUNDING CORP	4.252	101.0913	10/27/2027	15,000,000.00	15,027,339.62	15,163,695.00	15,082,290.00	81,405.00
3133ERYX2	FEDERAL FARM CREDIT BANKS FUNDING CORP	4.000	100.1549	10/21/2027	20,000,000.00	20,000,000.00	20,030,980.00	20,000,000.00	30,980.00
3133ERYX2	FEDERAL FARM CREDIT BANKS FUNDING CORP	4.000	100.1549	10/21/2027	10,000,000.00	10,000,000.00	10,015,490.00	10,000,000.00	15,490.00
3133EPH81	FEDERAL FARM CREDIT BANKS FUNDING CORP	4.500	101.6425	10/04/2027	25,000,000.00	25,000,623.57	25,410,625.00	25,001,500.00	409,125.00
3130AXEN4	FEDERAL HOME LOAN BANKS	4.779	102.0695	09/29/2027	15,000,000.00	15,004,443.02	15,310,425.00	15,011,250.00	299,175.00
3133ENL99	FEDERAL FARM CREDIT BANKS FUNDING CORP	3.830	99.9068	09/15/2027	10,000,000.00	9,936,738.86	9,990,680.00	9,795,609.20	195,070.80
3130ATHW0	FEDERAL HOME LOAN BANKS	4.239	101.0109	09/10/2027	2,000,000.00	1,996,880.92	2,020,218.00	1,989,972.00	30,246.00
3130ATHW0	FEDERAL HOME LOAN BANKS	4.241	101.0109	09/10/2027	3,000,000.00	2,995,269.13	3,030,327.00	2,984,790.00	45,537.00
3133ER6M8	FEDERAL FARM CREDIT BANKS FUNDING CORP	4.510	100.1271	09/07/2027	25,000,000.00	25,000,000.00	25,031,775.00	25,000,000.00	31,775.00
3133ETTP2	FEDERAL FARM CREDIT BANKS FUNDING CORP	4.465	100.0851	08/18/2027	20,000,000.00	20,000,000.00	20,017,020.00	20,000,000.00	17,020.00
3133ERNP2	FEDERAL FARM CREDIT BANKS FUNDING CORP	3.830	100.7756	08/06/2027	5,000,000.00	5,011,365.38	5,038,780.00	5,023,600.00	15,180.00
3130B7DP6	FEDERAL HOME LOAN BANKS	4.497	100.0682	08/04/2027	15,000,000.00	15,000,000.00	15,010,230.00	15,000,000.00	10,230.00
3134HBZV6	FEDERAL HOME LOAN MORTGAGE CORP	4.060	100.1091	07/23/2027	25,000,000.00	25,000,000.00	25,027,275.00	25,000,000.00	27,275.00
3133ENB33	FEDERAL FARM CREDIT BANKS FUNDING CORP	3.075	99.4194	07/19/2027	10,000,000.00	9,996,819.55	9,941,940.00	9,988,500.00	(46,560.00)
3133ETPU5	FEDERAL FARM CREDIT BANKS FUNDING CORP	4.120	100.1130	07/14/2027	25,000,000.00	25,000,000.00	25,028,250.00	25,000,000.00	28,250.00
3133ETNS2	FEDERAL FARM CREDIT BANKS FUNDING CORP	4.506	100.0465	06/29/2027	10,000,000.00	10,000,000.00	10,004,650.00	10,000,000.00	4,650.00
3130ASDV8	FEDERAL HOME LOAN BANKS	3.300	99.7500	06/28/2027	10,000,000.00	10,000,000.00	9,975,000.00	10,000,000.00	(25,000.00)
3133ET5H6	FEDERAL FARM CREDIT BANKS FUNDING CORP	3.715	99.9985	06/23/2027	10,000,000.00	10,000,000.00	9,999,850.00	10,000,000.00	(150.00)
3130ASGU7	FEDERAL HOME LOAN BANKS	3.095	100.0054	06/11/2027	10,000,000.00	10,047,689.19	10,000,540.00	10,183,200.00	(182,660.00)
3130AWBZ2	FEDERAL HOME LOAN BANKS	4.000	100.7775	06/11/2027	8,260,000.00	8,272,036.41	8,324,221.50	8,297,913.40	26,308.10
3130AWBZ2	FEDERAL HOME LOAN BANKS	4.055	100.7775	06/11/2027	10,000,000.00	10,008,171.70	10,077,750.00	10,025,600.00	52,150.00
3130B6JW7	FEDERAL HOME LOAN BANKS	4.369	100.0594	05/21/2027	20,000,000.00	20,000,000.00	20,011,880.00	20,000,000.00	11,880.00
3133ERDS7	FEDERAL FARM CREDIT BANKS FUNDING CORP	4.583	101.4339	05/06/2027	10,000,000.00	10,018,099.52	10,143,390.00	10,043,800.00	99,590.00
3130ARSF9	FEDERAL HOME LOAN BANKS	3.000	99.4315	04/29/2027	10,000,000.00	10,000,000.00	9,943,150.00	10,000,000.00	(56,850.00)
3130ARPV7	FEDERAL HOME LOAN BANKS	3.500	99.8086	04/28/2027	10,000,000.00	10,000,000.00	9,980,860.00	10,000,000.00	(19,140.00)
3133ENV9	FEDERAL FARM CREDIT BANKS FUNDING CORP	2.913	99.2960	04/26/2027	10,000,000.00	9,995,942.17	9,929,600.00	9,982,400.00	(52,800.00)
3133EN6V7	FEDERAL FARM CREDIT BANKS FUNDING CORP	3.606	100.1335	04/26/2027	8,000,000.00	8,001,693.77	8,010,680.00	8,006,240.00	4,440.00
3133EN6V7	FEDERAL FARM CREDIT BANKS FUNDING CORP	3.623	100.1335	04/26/2027	2,000,000.00	2,000,074.37	2,002,670.00	2,000,274.00	2,396.00
3133EN6V7	FEDERAL FARM CREDIT BANKS FUNDING CORP	3.744	100.1335	04/26/2027	4,820,000.00	4,813,994.76	4,826,434.70	4,797,876.20	28,558.50
3130BSU71	FEDERAL HOME LOAN BANKS	4.035	100.0579	04/08/2027	10,000,000.00	10,000,000.00	10,005,790.00	10,000,000.00	5,790.00
3130ARHX2	FEDERAL HOME LOAN BANKS	3.000	99.3657	03/25/2027	10,000,000.00	10,000,000.00	9,936,570.00	10,000,000.00	(63,430.00)
3130ARHX2	FEDERAL HOME LOAN BANKS	3.000	99.3657	03/25/2027	10,000,000.00	10,000,000.00	9,936,570.00	10,000,000.00	(63,430.00)
3130ARHX2	FEDERAL HOME LOAN BANKS	3.000	99.3657	03/25/2027	10,000,000.00	10,000,000.00	9,936,570.00	10,000,000.00	(63,430.00)
3134HBF8	FEDERAL HOME LOAN MORTGAGE CORP	4.280	100.0342	03/25/2027	25,000,000.00	25,000,000.00	25,008,550.00	25,000,000.00	8,550.00
3130AR6U0	FEDERAL HOME LOAN BANKS	2.500	98.8744	03/22/2027	5,000,000.00	5,000,000.00	4,943,720.00	5,000,000.00	(56,280.00)
3134HBN64	FEDERAL HOME LOAN MORTGAGE CORP	4.515	100.0606	03/16/2027	10,000,000.00	10,000,000.00	10,006,060.00	10,000,000.00	6,060.00
3130AQRQ8	FEDERAL HOME LOAN BANKS	2.000	98.4413	02/25/2027	10,000,000.00	10,000,000.00	9,844,130.00	10,000,000.00	(155,870.00)
3130AQRH8	FEDERAL HOME LOAN BANKS	2.000	98.4413	02/25/2027	5,000,000.00	5,000,000.00	4,922,065.00	5,000,000.00	(77,935.00)
3130AQRH8	FEDERAL HOME LOAN BANKS	2.000	98.4413	02/25/2027	5,000,000.00	5,000,000.00	4,922,065.00	5,000,000.00	(77,935.00)
3130ALED2	FEDERAL HOME LOAN BANKS	3.001	97.5029	02/24/2027	20,000,000.00	19,638,061.04	19,500,580.00	18,320,000.00	1,180,580.00
3130ALED2	FEDERAL HOME LOAN BANKS	2.050	97.5029	02/24/2027	15,000,000.00	14,856,059.60	14,625,435.00	14,275,500.00	349,935.00

3130AL2X1	FEDERAL HOME LOAN BANKS	3.001	97.3972	02/17/2027	10,000,000.00	9,807,797.52	9,739,720.00	9,057,500.00	682,220.00
3130AKYH3	FEDERAL HOME LOAN BANKS	1.746	97.4257	02/10/2027	10,000,000.00	9,917,247.15	9,742,570.00	9,563,275.40	179,294.60
3130B8VQ2	FEDERAL HOME LOAN BANKS	3.813	99.9803	02/10/2027	25,000,000.00	25,000,000.00	24,995,075.00	25,000,000.00	(4,925.50)
3130B9J43	FEDERAL HOME LOAN BANKS	3.682	99.9990	01/29/2027	50,000,000.00	50,000,000.00	49,999,500.00	50,000,000.00	(500.00)
3130AQHS5	FEDERAL HOME LOAN BANKS	1.984	98.2916	01/28/2027	10,000,000.00	9,975,425.37	9,829,160.00	9,866,500.00	(37,340.00)
3130AQHS5	FEDERAL HOME LOAN BANKS	2.086	98.2916	01/28/2027	20,000,000.00	19,933,362.98	19,658,320.00	19,640,000.00	18,320.00
3130AQKM4	FEDERAL HOME LOAN BANKS	1.750	98.3357	01/28/2027	11,250,000.00	11,250,000.00	11,062,766.25	11,250,000.00	(187,233.75)
3133ENLZ1	FEDERAL FARM CREDIT BANKS FUNDING CORP	1.860	98.3704	01/26/2027	10,000,000.00	9,993,097.79	9,837,040.00	9,962,090.00	(125,050.00)
3130B8Q96	FEDERAL HOME LOAN BANKS	3.977	99.9819	01/25/2027	25,000,000.00	25,000,000.00	24,995,475.00	25,000,000.00	(4,525.00)
3130B8Q96	FEDERAL HOME LOAN BANKS	3.977	99.9819	01/25/2027	50,000,000.00	50,000,000.00	49,990,950.00	50,000,000.00	(9,050.00)
3130B9FC9	FEDERAL HOME LOAN BANKS	3.711	99.9987	01/21/2027	50,000,000.00	50,000,000.00	49,999,350.00	50,000,000.00	(650.00)
3133ETY35	FEDERAL FARM CREDIT BANKS FUNDING CORP	3.976	100.0067	01/20/2027	50,000,000.00	50,000,000.00	50,003,350.00	50,000,000.00	3,350.00
3130B9529	FEDERAL HOME LOAN BANKS	3.683	99.9975	01/20/2027	50,000,000.00	50,000,000.00	49,998,750.00	50,000,000.00	(1,250.00)
3133EWFN5	FEDERAL FARM CREDIT BANKS FUNDING CORP	3.700	99.9998	01/15/2027	50,000,000.00	50,000,000.00	49,999,900.00	50,000,000.00	(100.00)
3130B8L34	FEDERAL HOME LOAN BANKS	3.987	100.0048	01/12/2027	50,000,000.00	50,000,000.00	50,002,400.00	50,000,000.00	2,400.00
3133ENKG4	FEDERAL FARM CREDIT BANKS FUNDING CORP	1.908	98.1821	01/11/2027	10,000,000.00	9,963,971.08	9,818,210.00	9,795,000.00	23,210.00
3134HBXW6	FEDERAL HOME LOAN MORTGAGE CORP	4.428	100.0402	01/08/2027	10,000,000.00	10,000,000.00	10,004,020.00	10,000,000.00	4,020.00
3134HCEF2	FEDERAL HOME LOAN MORTGAGE CORP	3.611	99.8713	01/05/2027	25,000,000.00	24,987,866.16	24,967,825.00	24,984,500.00	(16,675.00)
3130B8Z88	FEDERAL HOME LOAN BANKS	3.788	99.9980	01/04/2027	50,000,000.00	50,000,000.00	49,999,000.00	50,000,000.00	(1,000.00)
3130AQAY9	FEDERAL HOME LOAN BANKS	1.500	98.2863	12/30/2026	25,000,000.00	25,000,000.00	24,571,575.00	25,000,000.00	(428,425.00)
3130AQF65	FEDERAL HOME LOAN BANKS	1.306	98.1965	12/21/2026	10,000,000.00	9,995,634.00	9,819,650.00	9,972,990.00	(153,340.00)
3133ERL66	FEDERAL FARM CREDIT BANKS FUNDING CORP	4.775	100.0856	12/18/2026	15,000,000.00	15,000,000.00	15,012,840.00	15,000,000.00	12,840.00
3133ERK75	FEDERAL FARM CREDIT BANKS FUNDING CORP	4.770	100.0930	12/16/2026	25,000,000.00	25,000,000.00	25,023,250.00	25,000,000.00	23,250.00
3130B46H9	FEDERAL HOME LOAN BANKS	4.759	100.0851	12/16/2026	25,000,000.00	25,000,000.00	25,021,275.00	25,000,000.00	21,275.00
3130B46H9	FEDERAL HOME LOAN BANKS	4.759	100.0851	12/16/2026	10,000,000.00	10,000,000.00	10,008,510.00	10,000,000.00	8,510.00
3133EN4G2	FEDERAL FARM CREDIT BANKS FUNDING CORP	3.923	100.2902	12/15/2026	25,000,000.00	25,003,016.60	25,072,550.00	25,015,250.00	57,300.00
3130ATVE4	FEDERAL HOME LOAN BANKS	3.986	100.7098	12/11/2026	5,000,000.00	5,018,289.90	5,035,490.00	5,095,300.00	(59,810.00)
3130B3ZF3	FEDERAL HOME LOAN BANKS	4.764	100.0840	12/11/2026	25,000,000.00	25,000,000.00	25,021,000.00	25,000,000.00	21,000.00
3130B3ZF3	FEDERAL HOME LOAN BANKS	4.764	100.0840	12/11/2026	25,000,000.00	25,000,000.00	25,021,000.00	25,000,000.00	21,000.00
3135GIAB7	FEDERAL NATIONAL MORTGAGE ASSOCIATION	4.758	100.0879	12/11/2026	5,000,000.00	5,000,000.00	5,004,395.00	5,000,000.00	4,395.00
3130APWW1	FEDERAL HOME LOAN BANKS	1.503	98.4631	11/24/2026	20,000,000.00	19,999,558.00	19,692,620.00	19,997,000.00	(304,380.00)
3133ENEM8	FEDERAL FARM CREDIT BANKS FUNDING CORP	1.430	98.4186	11/23/2026	10,000,000.00	10,000,000.00	9,841,860.00	10,000,000.00	(158,140.00)
3133ERQ95	FEDERAL FARM CREDIT BANKS FUNDING CORP	4.502	100.0509	11/02/2026	25,000,000.00	25,000,000.00	25,012,725.00	25,000,000.00	12,725.00
3130ARUF6	FEDERAL HOME LOAN BANKS	3.125	99.7056	10/29/2026	10,000,000.00	10,000,000.00	9,970,560.00	10,000,000.00	(29,440.00)
3134GW6C5	FEDERAL HOME LOAN MORTGAGE CORP	3.122	98.1584	10/28/2026	15,000,000.00	14,787,064.70	14,723,760.00	13,566,000.00	1,157,760.00
3134GW4C7	FEDERAL HOME LOAN MORTGAGE CORP	3.092	98.1654	10/27/2026	20,000,000.00	19,719,616.58	19,633,080.00	18,196,200.00	1,436,880.00
3134GW4C7	FEDERAL HOME LOAN MORTGAGE CORP	3.488	98.1654	10/27/2026	5,000,000.00	4,918,474.06	4,908,270.00	4,482,650.00	425,620.00
3134GW4C7	FEDERAL HOME LOAN MORTGAGE CORP	3.046	98.1654	10/27/2026	20,000,000.00	19,726,131.39	19,633,080.00	18,124,000.00	1,509,080.00
3133ETL62	FEDERAL FARM CREDIT BANKS FUNDING CORP	3.603	99.9411	10/27/2026	25,000,000.00	24,983,561.64	24,985,275.00	24,975,000.00	10,275.00
3133EN7A2	FEDERAL FARM CREDIT BANKS FUNDING CORP	3.827	99.7532	10/26/2026	4,300,000.00	4,294,782.68	4,289,387.60	4,270,115.00	19,272.60
3133ENBK5	FEDERAL FARM CREDIT BANKS FUNDING CORP	1.249	98.4255	10/20/2026	10,000,000.00	9,993,241.71	9,842,550.00	9,947,500.00	(104,950.00)
3133ENBK5	FEDERAL FARM CREDIT BANKS FUNDING CORP	1.340	98.4255	10/20/2026	10,000,000.00	9,987,682.25	9,842,550.00	9,905,000.00	(62,450.00)
3133ENT67	FEDERAL FARM CREDIT BANKS FUNDING CORP	4.318	100.4124	10/19/2026	5,000,000.00	4,998,030.94	5,020,620.00	4,987,600.00	33,020.00
3133ENT67	FEDERAL FARM CREDIT BANKS FUNDING CORP	4.318	100.4124	10/19/2026	5,000,000.00	4,998,030.94	5,020,620.00	4,987,600.00	33,020.00
3130B3A29	FEDERAL HOME LOAN BANKS	4.011	100.2472	10/09/2026	10,000,000.00	9,999,359.62	10,024,720.00	9,997,900.00	26,820.00
3133ERWD9	FEDERAL FARM CREDIT BANKS FUNDING CORP	5.113	100.0828	10/02/2026	10,000,000.00	10,000,000.00	10,008,280.00	10,000,000.00	8,280.00
3130ANYN4	FEDERAL HOME LOAN BANKS	1.000	98.4697	09/30/2026	10,000,000.00	10,000,000.00	9,846,970.00	10,000,000.00	(153,030.00)
3130AP5M3	FEDERAL HOME LOAN BANKS	1.040	98.5051	09/28/2026	15,000,000.00	15,000,000.00	14,775,765.00	15,000,000.00	(224,235.00)
3130APAD7	FEDERAL HOME LOAN BANKS	1.035	98.5160	09/28/2026	15,000,000.00	15,000,000.00	14,777,400.00	15,000,000.00	(222,600.00)
3130ATFH5	FEDERAL HOME LOAN BANKS	3.941	100.0783	09/11/2026	5,000,000.00	4,995,352.26	5,003,915.00	4,965,237.80	38,677.20
3130ATHV2	FEDERAL HOME LOAN BANKS	4.312	100.3359	09/11/2026	1,000,000.00	999,701.75	1,003,359.00	997,780.00	5,579.00
3133ET3Q8	FEDERAL FARM CREDIT BANKS FUNDING CORP	3.953	100.0045	09/10/2026	50,000,000.00	50,000,000.00	50,002,250.00	50,000,000.00	2,250.00
3133ET3Q8	FEDERAL FARM CREDIT BANKS FUNDING CORP	3.953	100.0045	09/10/2026	15,000,000.00	15,000,000.00	15,000,675.00	15,000,000.00	675.00
3130ANSC5	FEDERAL HOME LOAN BANKS	1.000	98.7034	08/26/2026	15,000,000.00	15,000,000.00	14,805,510.00	15,000,000.00	(194,490.00)
3130ANTS9	FEDERAL HOME LOAN BANKS	1.000	98.7034	08/26/2026	15,000,000.00	15,000,000.00	14,805,510.00	15,000,000.00	(194,490.00)
3130ANPF1	FEDERAL HOME LOAN BANKS	1.000	98.7105	08/25/2026	10,000,000.00	10,000,000.00	9,871,050.00	10,000,000.00	(128,950.00)
3133ENH45	FEDERAL FARM CREDIT BANKS FUNDING CORP	3.137	99.7726	08/24/2026	5,000,000.00	4,999,734.92	4,988,630.00	4,997,799.50	(9,169.50)
3133ENH45	FEDERAL FARM CREDIT BANKS FUNDING CORP	3.294	99.7726	08/24/2026	5,000,000.00	4,996,212.20	4,988,630.00	4,968,600.00	20,030.00
3130ANMH0	FEDERAL HOME LOAN BANKS	3.132	98.7919	08/20/2026	15,000,000.00	14,866,105.69	14,818,785.00	13,851,000.00	967,785.00
3130ANMH0	FEDERAL HOME LOAN BANKS	1.100	98.7919	08/20/2026	10,000,000.00	10,000,000.00	9,879,190.00	10,000,000.00	(120,810.00)
3130ANMH0	FEDERAL HOME LOAN BANKS	1.668	98.7919	08/20/2026	10,000,000.00	9,974,325.85	9,879,190.00	9,755,200.00	123,990.00
3130ANE48	FEDERAL HOME LOAN BANKS	1.000	98.7675	08/17/2026	10,000,000.00	10,000,000.00	9,876,750.00	10,000,000.00	(123,250.00)
3130ANFD7	FEDERAL HOME LOAN BANKS	1.000	98.8531	08/05/2026	10,000,000.00	10,000,000.00	9,885,310.00	10,000,000.00	(114,690.00)
3133END80	FEDERAL FARM CREDIT BANKS FUNDING CORP	2.873	99.7458	08/03/2026	10,000,000.00	10,005,049.97	9,974,580.00	10,047,600.00	(73,020.00)
3130ANAJ9	FEDERAL HOME LOAN BANKS	1.000	98.9201	07/27/2026	15,000,000.00	15,000,000.00	14,838,015.00	15,000,000.00	(161,985.00)
3130ANAJ9	FEDERAL HOME LOAN BANKS	1.000	98.9201	07/27/2026	10,000,000.00	10,000,000.00	9,892,010.00	10,000,000.00	(107,990.00)
3130ANBX7	FEDERAL HOME LOAN BANKS	1.000	98.9559	07/22/2026	15,000,000.00	15,000,000.00	14,843,385.00	15,000,000.00	(156,615.00)
3130AN5K2	FEDERAL HOME LOAN BANKS	4.366	99.2011	07/20/2026	2,375,000.00	2,350,973.15	2,356,026.13	2,143,081.25	212,944.88
3130AN3R9	FEDERAL HOME LOAN BANKS	1.130	99.0232	07/20/2026	10,000,000.00	10,000,000.00	9,902,320.00	10,000,000.00	(97,680.00)
3133ENB66	FEDERAL FARM CREDIT BANKS FUNDING CORP	3.174	99.8224	07/20/2026	10,000,000.00	9,999,131.42	9,982,240.00	9,991,000.00	(8,760.00)
3130B83W0	FEDERAL HOME LOAN BANKS	4.145	100.0035	07/15/2026	25,000,000.00	25,000,000.00	25,000,875.00	25,000,000.00	875.00
3133EMQ62	FEDERAL FARM CREDIT BANKS FUNDING CORP	0.990	99.0167	07/13/2026	10,000,000.00	10,000,000.00	9,901,670.00	10,000,000.00	(98,330.00)

3133EMQ62	FEDERAL FARM CREDIT BANKS FUNDING CORP	0.990	99.0167	07/13/2026	10,000,000.00	10,000,000.00	9,901,670.00	10,000,000.00	(98,330.00)
3133ETPE1	FEDERAL FARM CREDIT BANKS FUNDING CORP	4.367	100.0122	07/09/2026	25,000,000.00	25,000,000.00	25,003,050.00	25,000,000.00	3,050.00
3130AN3B4	FEDERAL HOME LOAN BANKS	1.020	99.0808	07/06/2026	15,000,000.00	15,000,000.00	14,862,120.00	15,000,000.00	(137,880.00)
3130ASDK2	FEDERAL HOME LOAN BANKS	3.250	99.8724	06/29/2026	5,250,000.00	5,250,000.00	5,243,301.00	5,250,000.00	(6,699.00)
3130AMWT5	FEDERAL HOME LOAN BANKS	1.050	99.1613	06/26/2026	15,000,000.00	15,000,000.00	14,874,195.00	15,000,000.00	(125,805.00)
3130AMT69	FEDERAL HOME LOAN BANKS	1.070	99.1676	06/26/2026	10,000,000.00	10,000,000.00	9,916,760.00	10,000,000.00	(83,240.00)
31424WXD9	FEDERAL AGRICULTURAL MORTGAGE CORP	4.354	100.0187	06/24/2026	15,000,000.00	15,000,000.00	15,002,805.00	15,000,000.00	2,805.00
3130AMMZ2	FEDERAL HOME LOAN BANKS	1.000	99.2571	06/10/2026	5,000,000.00	5,000,000.00	4,962,855.00	5,000,000.00	(37,145.00)
3130AMS52	FEDERAL HOME LOAN BANKS	1.000	99.2746	06/08/2026	15,000,000.00	15,000,000.00	14,891,190.00	15,000,000.00	(108,810.00)
3130AMJN3	FEDERAL HOME LOAN BANKS	1.030	99.3912	05/26/2026	5,000,000.00	5,000,000.00	4,969,560.00	5,000,000.00	(30,440.00)
3130AMKB7	FEDERAL HOME LOAN BANKS	1.050	99.3958	05/26/2026	15,000,000.00	15,000,000.00	14,909,370.00	15,000,000.00	(90,630.00)
3130AMME9	FEDERAL HOME LOAN BANKS	1.000	99.3844	05/26/2026	10,000,000.00	10,000,000.00	9,938,440.00	10,000,000.00	(61,560.00)
3130B9LE8	FEDERAL HOME LOAN BANKS	3.670	100.0019	05/26/2026	25,000,000.00	25,000,000.00	25,000,475.00	25,000,000.00	475.00
3130B7HM9	FEDERAL HOME LOAN BANKS	4.365	100.0089	05/20/2026	25,000,000.00	25,000,000.00	25,002,225.00	25,000,000.00	2,225.00
3133EMZS4	FEDERAL FARM CREDIT BANKS FUNDING CORP	0.900	99.3941	05/18/2026	5,000,000.00	5,000,000.00	4,969,705.00	5,000,000.00	(30,295.00)
3133ER3N9	FEDERAL FARM CREDIT BANKS FUNDING CORP	4.403	100.0112	05/11/2026	25,000,000.00	25,000,000.00	25,002,800.00	25,000,000.00	2,800.00
3130B6Y26	FEDERAL HOME LOAN BANKS	4.349	100.0039	05/08/2026	15,000,000.00	15,000,000.00	15,000,585.00	15,000,000.00	585.00
3130B6Y26	FEDERAL HOME LOAN BANKS	4.349	100.0039	05/08/2026	25,000,000.00	25,000,000.00	25,000,975.00	25,000,000.00	975.00
3133ENUL2	FEDERAL FARM CREDIT BANKS FUNDING CORP	3.110	99.9134	04/13/2026	10,000,000.00	10,000,000.00	9,991,340.00	10,000,000.00	(8,660.00)
3130ALKL7	FEDERAL HOME LOAN BANKS	0.850	99.8208	03/25/2026	10,000,000.00	10,000,000.00	9,982,080.00	10,000,000.00	(17,920.00)
3130ALGJ7	FEDERAL HOME LOAN BANKS	1.000	99.8442	03/23/2026	9,750,000.00	9,750,000.00	9,734,809.50	9,750,000.00	(15,190.50)
3130ALGJ7	FEDERAL HOME LOAN BANKS	1.000	99.8442	03/23/2026	14,625,000.00	14,625,000.00	14,602,214.25	14,625,000.00	(22,785.75)
3130ALGJ7	FEDERAL HOME LOAN BANKS	1.000	99.8442	03/23/2026	19,500,000.00	19,500,000.00	19,469,619.00	19,500,000.00	(30,381.00)
3130ALGJ7	FEDERAL HOME LOAN BANKS	1.000	99.8442	03/23/2026	9,750,000.00	9,750,000.00	9,734,809.50	9,750,000.00	(15,190.50)
3130ALGJ7	FEDERAL HOME LOAN BANKS	1.016	99.8442	03/23/2026	8,921,250.00	8,921,164.72	8,907,350.69	8,914,559.06	(7,208.37)
3130ALGJ7	FEDERAL HOME LOAN BANKS	1.000	99.8442	03/23/2026	9,750,000.00	9,750,000.00	9,734,809.50	9,750,000.00	(15,190.50)
3130ALGJ7	FEDERAL HOME LOAN BANKS	3.010	99.8442	03/23/2026	19,500,000.00	19,477,853.41	19,469,619.00	18,092,685.00	1,376,934.00
3130ALGJ7	FEDERAL HOME LOAN BANKS	1.000	99.8442	03/23/2026	19,500,000.00	19,500,000.00	19,469,619.00	19,500,000.00	(30,381.00)
3130ALGJ7	FEDERAL HOME LOAN BANKS	1.000	99.8442	03/23/2026	14,625,000.00	14,625,000.00	14,602,214.25	14,625,000.00	(22,785.75)
3130ALH56	FEDERAL HOME LOAN BANKS	0.750	99.8703	03/18/2026	10,000,000.00	10,000,000.00	9,987,030.00	10,000,000.00	(12,970.00)
3130ALH56	FEDERAL HOME LOAN BANKS	0.750	99.8703	03/18/2026	10,000,000.00	10,000,000.00	9,987,030.00	10,000,000.00	(12,970.00)
3130ALHG2	FEDERAL HOME LOAN BANKS	0.750	99.8703	03/18/2026	10,000,000.00	10,000,000.00	9,987,030.00	10,000,000.00	(12,970.00)
3130ALFW9	FEDERAL HOME LOAN BANKS	0.790	99.8720	03/18/2026	15,000,000.00	15,000,000.00	14,980,800.00	15,000,000.00	(19,200.00)
3130ALEH3	FEDERAL HOME LOAN BANKS	0.700	99.8845	03/16/2026	25,000,000.00	25,000,000.00	24,971,125.00	25,000,000.00	(28,875.00)
3130ALHH0	FEDERAL HOME LOAN BANKS	3.040	99.9774	03/05/2026	10,500,000.00	10,497,759.21	10,497,627.00	9,707,880.00	789,747.00
3130ALEY6	FEDERAL HOME LOAN BANKS	3.157	99.9840	03/04/2026	16,160,000.00	16,157,061.90	16,157,414.40	14,879,966.40	1,277,448.00
---	---	3.591	99.9025	11/11/2027	4,117,051,250.00	4,114,260,982.19	4,112,940,382.44	4,101,349,941.56	11,590,440.88

Agency  
AGCY DISC

Cusip	Description	Yield	Market Price	Final Maturity	Par Value	Book Value	Market Value	Principal	Net Unrealized Gain/Loss
313385F92	FEDERAL HOME LOAN BANKS	3.609	98.0583	09/16/2026	25,000,000.00	24,517,010.41	24,514,575.00	24,478,177.08	36,397.92
313385F76	FEDERAL HOME LOAN BANKS	3.609	98.0769	09/14/2026	25,000,000.00	24,521,864.59	24,519,225.00	24,495,166.67	24,058.33
313385E36	FEDERAL HOME LOAN BANKS	3.625	98.1886	09/02/2026	50,000,000.00	49,100,694.45	49,094,300.00	48,634,027.78	460,272.22
313385ZB5	FEDERAL HOME LOAN BANKS	3.737	98.7233	07/08/2026	15,000,000.00	14,805,693.75	14,808,495.00	14,653,562.50	154,932.50
313385YZ3	FEDERAL HOME LOAN BANKS	3.737	98.7429	07/06/2026	15,000,000.00	14,808,706.25	14,811,435.00	14,656,575.00	154,860.00
313385YE0	FEDERAL HOME LOAN BANKS	3.708	98.9301	06/17/2026	50,000,000.00	49,461,500.00	49,465,050.00	48,987,819.44	477,230.56
313385XX9	FEDERAL HOME LOAN BANKS	3.793	98.9994	06/10/2026	25,000,000.00	24,742,590.28	24,749,850.00	24,477,534.72	272,315.28
313385XH4	FEDERAL HOME LOAN BANKS	3.693	99.1384	05/27/2026	47,175,000.00	46,764,577.50	46,768,540.20	46,623,052.50	145,487.70
313385WV4	FEDERAL HOME LOAN BANKS	3.687	99.2582	05/15/2026	50,000,000.00	49,628,125.00	49,629,100.00	48,983,541.67	645,558.33
313385WV4	FEDERAL HOME LOAN BANKS	3.687	99.2582	05/15/2026	50,000,000.00	49,628,125.00	49,629,100.00	48,983,541.67	645,558.33
313385WF9	FEDERAL HOME LOAN BANKS	3.887	99.3981	05/01/2026	25,000,000.00	24,840,934.03	24,849,525.00	24,376,774.31	472,750.69
313385WF9	FEDERAL HOME LOAN BANKS	3.689	99.3981	05/01/2026	36,000,000.00	35,780,095.00	35,783,316.00	35,671,945.00	111,371.00
313397WF4	FEDERAL HOME LOAN MORTGAGE CORP	3.653	99.3981	05/01/2026	50,000,000.00	49,697,541.67	49,699,050.00	49,548,791.67	150,258.33
---	---	3.691	98.9543	06/15/2026	463,175,000.00	458,297,457.92	458,321,561.20	454,570,510.01	3,751,051.19

Agency CMO  
FHLMC CMO

Cusip	Description	Yield	Market Price	Final Maturity	Par Value	Book Value	Market Value	Principal	Net Unrealized Gain/Loss
3137HNZL5	FHR 5607 GJ	4.074	99.0106	05/15/2030	45,802,504.14	45,464,949.83	45,349,352.95	45,446,557.66	(97,204.71)
3137HNZL5	FHR 5607 GJ	4.074	99.0106	05/15/2030	45,802,504.14	45,464,949.83	45,349,352.95	45,446,557.66	(97,204.71)

Agency CMO  
FNMA CMO

Cusip	Description	Yield	Market Price	Final Maturity	Par Value	Book Value	Market Value	Principal	Net Unrealized Gain/Loss
3136B2HA3	FNA 2018-M10 A2	5.208	99.4151	07/25/2028	8,986,745.08	8,747,646.15	8,934,181.33	8,543,024.57	391,156.77

3136AW7J0	FNA 2017-M8 A2	3.448	98.9104	05/25/2027	9,486,879.00	9,457,593.42	9,383,506.55	9,368,293.01	15,213.54
---	---	<b>4.293</b>	<b>99.1529</b>	<b>12/16/2027</b>	<b>18,473,624.08</b>	<b>18,205,239.57</b>	<b>18,317,687.88</b>	<b>17,911,317.57</b>	<b>406,370.31</b>

**Agency MBS  
FHLMC**

Cusip	Description	Yield	Market Price	Final Maturity	Par Value	Book Value	Market Value	Principal	Net Unrealized Gain/Loss
3132XFYS1	FH WN1620	3.906	100.1816	08/01/2030	25,580,000.00	25,544,738.73	25,626,455.58	25,542,029.69	84,425.89
3132XFZP6	FH WN1649	4.072	99.9583	08/01/2030	30,000,000.00	29,785,092.39	29,987,482.20	29,770,312.50	217,169.70
3132XFZP6	FH WN1649	3.919	99.9583	08/01/2030	15,210,000.00	15,146,978.88	15,203,653.48	15,144,050.39	59,603.09
3132XFX9	FH WN1594	4.201	100.2939	07/01/2030	25,000,000.00	24,779,779.11	25,073,465.00	24,752,929.69	320,535.31
3132XFX9	FH WN1594	4.075	100.2939	07/01/2030	25,000,000.00	24,899,924.81	25,073,465.00	24,888,671.88	184,793.12
3132XFX9	FH WN1594	4.075	100.2939	07/01/2030	25,000,000.00	24,899,924.81	25,073,465.00	24,888,671.88	184,793.12
3132XFX9	FH WN1594	4.069	100.2939	07/01/2030	29,955,000.00	29,842,196.57	30,043,025.76	29,829,797.46	213,228.30
3132XFY8	FH WN1626	4.000	100.4519	07/01/2030	25,000,000.00	24,921,795.73	25,112,979.50	24,916,015.63	196,963.87
3132XK4S3	FH WN5332	4.130	100.5028	07/01/2030	33,050,000.00	33,037,718.28	33,216,185.65	33,037,089.84	179,095.81
3132XK2A4	FH WN5268	4.194	100.8242	06/01/2030	35,293,000.00	35,196,126.96	35,583,897.96	35,184,088.01	399,809.95
3132XKZ91	FH WN5267	4.195	100.8246	06/01/2030	28,034,000.00	27,956,077.60	28,265,160.79	27,946,393.75	318,767.04
3132XHFS2	FH WN3217	3.949	97.3741	06/01/2030	48,558,230.00	46,884,475.52	47,283,142.35	46,701,257.06	581,885.29
3132XHFS2	FH WN3217	3.933	97.3741	06/01/2030	29,134,938.00	28,147,218.74	28,369,885.41	28,037,825.49	332,059.92
3132XHFS2	FH WN3217	3.948	97.3741	06/01/2030	14,120,733.28	13,634,084.77	13,749,937.80	13,582,380.32	167,557.47
3132XFXA1	FH WN1572	4.119	100.3520	05/01/2030	23,506,000.00	23,375,772.38	23,588,737.59	23,359,087.50	229,650.09
3132XFWN4	FH WN1552	4.315	101.2810	04/01/2030	17,369,000.00	17,278,761.85	17,591,498.80	17,263,157.66	328,341.14
3132XKZH3	FH WN5243	4.362	100.3293	04/01/2030	15,000,000.00	14,789,102.89	15,049,396.05	14,753,906.25	295,489.80
3132XKZH3	FH WN5243	4.206	100.3293	04/01/2030	5,548,000.00	5,500,409.85	5,566,269.95	5,494,253.75	72,016.20
3142FEDK3	FH WR1005	4.277	101.3198	04/01/2030	10,000,000.00	9,979,160.87	10,131,976.60	9,976,171.88	155,804.72
3132XFWR5	FH WN1555	4.114	100.8611	04/01/2030	16,156,000.00	16,140,930.07	16,295,115.60	16,138,960.47	156,155.13
3132XKZQ3	FH WN5250	4.130	99.9483	04/01/2030	50,000,000.00	49,526,702.36	49,974,167.00	49,464,843.75	509,323.25
3132XKZQ3	FH WN5250	4.130	99.9483	04/01/2030	50,000,000.00	49,526,702.36	49,974,167.00	49,464,843.75	509,323.25
3132XKZQ3	FH WN5250	4.061	99.9483	04/01/2030	25,000,000.00	24,824,632.77	24,987,083.50	24,803,710.94	183,372.56
3132XKZQ3	FH WN5250	4.053	99.9483	04/01/2030	23,341,000.00	23,184,225.82	23,328,940.64	23,165,942.50	162,998.14
3132XDCY7	FH WA4486	4.082	100.1135	04/01/2030	14,681,137.83	14,568,198.16	14,697,799.30	14,556,692.24	141,107.06
3132XFW6	FH WN1543	4.368	101.6415	03/01/2030	14,314,000.00	14,314,000.00	14,548,967.32	14,314,000.00	234,967.32
3132XKY84	FH WN5234	4.070	100.2294	03/01/2030	11,200,000.00	11,159,763.38	11,225,688.43	11,154,062.50	71,625.93
3132XK3D7	FH WN5295	3.966	100.4073	03/01/2030	21,840,000.00	21,840,000.00	21,928,959.12	21,840,000.00	88,959.12
3132XK3G0	FH WN5298	3.946	100.2972	03/01/2030	11,410,000.00	11,379,834.52	11,443,907.90	11,376,572.27	67,335.63
3132XFYA0	FH WN1604	4.013	100.1037	03/01/2030	28,850,000.00	28,640,986.38	28,879,913.12	28,619,384.01	260,529.11
3132XDCS0	FH WA4480	4.039	100.5944	03/01/2030	19,649,194.17	19,594,271.99	19,765,983.87	19,588,557.98	177,425.89
3132XKY35	FH WN5229	4.133	100.6569	02/01/2030	7,300,000.00	7,295,732.99	7,347,953.92	7,295,152.34	52,801.58
3132XK2Q9	FH WN5282	4.015	100.5090	02/01/2030	25,770,000.00	25,770,000.00	25,901,177.80	25,770,000.00	131,177.80
3132XK2K2	FH WN5277	3.972	100.2927	01/01/2030	33,000,000.00	32,926,840.61	33,096,603.87	32,917,500.00	179,103.87
3132XK2K2	FH WN5277	3.990	100.2927	01/01/2030	31,114,000.00	31,024,260.06	31,205,082.81	31,013,122.58	191,960.23
3132XFX29	FH WN1596	3.965	100.4588	01/01/2030	52,288,000.00	52,288,000.00	52,527,920.87	52,288,000.00	239,920.87
3132XK2S5	FH WN5284	3.943	100.3308	12/01/2029	10,875,000.00	10,864,011.18	10,910,971.02	10,862,680.66	48,290.36
3132XDCU5	FH WA4482	4.027	100.5736	12/01/2029	15,243,805.13	15,210,571.12	15,331,238.71	15,206,886.53	124,352.18
3132XKV38	FH WN5133	4.382	101.2301	11/01/2029	6,250,000.00	6,205,480.47	6,326,883.50	6,190,673.83	136,209.67
3132XFU00	FH WN1494	4.669	100.5272	11/01/2029	11,000,000.00	10,752,531.17	11,057,991.67	10,679,453.13	378,538.54
3142FFGV3	FH WR2011	4.378	100.6867	11/01/2029	25,000,000.00	24,870,533.79	25,171,665.00	24,838,867.19	332,797.81
3142FFGV3	FH WR2011	4.218	100.6867	11/01/2029	15,000,000.00	15,000,000.00	15,102,999.00	15,000,000.00	102,999.00
3132XFJ58	FH WN1183	4.059	98.9761	10/01/2029	7,470,000.00	7,341,046.88	7,393,515.27	7,290,253.13	103,262.14
3132XFUA4	FH WN1476	4.332	100.7120	10/01/2029	25,000,000.00	24,815,392.60	25,177,987.75	24,777,343.75	400,644.00
3132XKV87	FH WN5138	4.719	100.2384	10/01/2029	15,000,000.00	14,647,705.94	15,035,763.60	14,541,210.94	494,552.66
3132XKV87	FH WN5138	4.239	100.2384	10/01/2029	23,833,000.00	23,622,237.75	23,889,823.59	23,584,429.26	305,394.33
3132XFRX8	FH WN1401	4.241	100.0478	09/01/2029	17,875,000.00	17,679,240.57	17,883,538.89	17,603,383.79	280,155.10
3132XFR91	FH WN1411	4.474	100.8438	09/01/2029	20,000,000.00	19,743,895.51	20,168,756.60	19,647,656.25	521,100.35
3132XFR91	FH WN1411	4.633	100.8438	09/01/2029	15,000,000.00	14,733,676.98	15,126,567.45	14,636,718.75	489,848.70
3132XFR91	FH WN1411	4.370	100.8438	09/01/2029	11,500,000.00	11,388,731.17	11,597,035.05	11,349,960.94	247,074.11
3132XKUQ8	FH WN5090	4.392	100.4127	09/01/2029	20,000,000.00	19,701,622.25	20,082,545.00	19,597,656.25	484,888.75
3132XKUQ8	FH WN5090	4.352	100.4127	09/01/2029	32,000,000.00	31,562,456.55	32,132,072.00	31,410,000.00	722,072.00
3132XKTE7	FH WN5048	4.513	100.1533	08/01/2029	11,495,000.00	11,309,758.27	11,512,618.04	11,266,896.09	245,721.95
3132XKSS7	FH WN5028	3.886	100.2174	07/01/2029	24,971,000.00	24,971,000.00	25,025,295.94	24,971,000.00	54,295.94
3132XK565	FH WN5040	3.845	100.1206	07/01/2029	27,733,000.00	27,679,934.90	27,766,454.04	27,676,667.34	89,786.70
3132XKR25	FH WN5004	4.439	100.5671	06/01/2029	22,870,000.00	22,752,076.56	22,999,701.72	22,696,688.28	303,013.44
3132WW2J0	FH WA3276	4.668	102.1563	02/01/2029	14,585,884.10	14,562,689.16	14,900,396.90	14,549,419.40	350,977.50
3132XG2H8	FH WN2575	4.428	101.6211	02/01/2029	33,705,000.00	33,862,090.47	34,251,381.31	33,947,254.69	304,126.62
3132XGYU4	FH WN2522	4.779	101.3188	12/01/2028	10,000,000.00	9,933,303.47	10,131,881.60	9,884,375.00	247,506.60
3137FKSH0	FHMS K-086 A2	3.795	100.4090	11/25/2028	11,187,000.00	11,186,792.23	11,232,757.51	11,186,776.26	45,981.25
3137FJZ93	FHMS K-084 A2	3.770	100.1966	10/25/2028	16,255,000.00	16,232,711.53	16,286,957.33	16,230,942.60	56,014.73
3132XGX35	FH WN2497	4.611	101.5288	10/01/2028	28,340,000.00	28,257,926.13	28,773,252.57	28,187,229.69	586,022.88
3137FJYH6	FHMS K-W07 A2	5.264	99.5522	09/25/2028	16,627,402.00	16,038,727.61	16,552,942.83	15,471,927.46	1,081,015.37
3137FGZH1	FHMS K-W06 A2	5.290	99.5397	06/25/2028	23,741,537.50	23,056,715.95	23,632,256.39	22,324,464.48	1,307,791.91

3132XFLR7	FH WN1235	4.690	100.4800	01/01/2028	20,000,000.00	19,906,247.26	20,095,999.80	19,760,937.50	335,062.30
3132XFLR7	FH WN1235	4.333	100.4800	01/01/2028	10,000,000.00	9,981,388.68	10,047,999.90	9,953,125.00	94,874.90
3132XGRH1	FH WN2287	3.945	99.1949	11/01/2027	24,114,868.25	24,042,257.88	23,920,731.02	23,907,631.10	13,099.92
3132XGRH1	FH WN2287	4.073	99.1949	11/01/2027	24,114,868.25	24,014,828.88	23,920,731.02	23,846,401.95	74,329.08
3132XGQ74	FH WN2277	4.062	99.6018	11/01/2027	9,645,947.30	9,607,242.17	9,607,535.59	9,535,923.21	71,612.38
3137FBBX3	FHMS K-068 A2	4.548	99.0723	08/25/2027	9,525,000.00	9,359,103.74	9,436,634.19	9,120,187.50	316,446.69
3137F2LJ3	FHMS K-066 A2	3.111	98.9922	06/25/2027	11,095,000.00	11,092,303.74	10,983,179.15	11,084,598.44	(101,419.29)
3137BXQY1	FHMS K-064 A2	3.154	99.1642	03/25/2027	1,000,000.00	1,000,368.56	991,642.17	1,001,760.00	(10,117.83)
3137BXSX3	FHMS K-IR2 A2	4.545	99.2200	03/25/2027	15,000,000.00	14,799,415.32	14,883,004.20	14,389,453.20	493,551.00
3137BXSX3	FHMS K-IR2 A2	3.677	99.2200	03/25/2027	37,500,000.00	37,248,681.42	37,207,510.50	37,201,171.88	6,338.62
3137BYLD0	FHMS K-L01 A2E	4.184	99.2454	02/25/2027	15,000,000.00	14,886,758.58	14,886,805.80	14,494,950.00	391,855.80
3137BVZ82	FHMS K-063 A2	3.782	99.5747	01/25/2027	9,896,627.58	9,854,444.64	9,854,539.50	9,843,278.57	11,260.93
3137BTUM1	FHMS K-061 A2	4.501	99.5324	11/25/2026	8,538,468.93	8,478,415.13	8,498,540.83	8,185,744.78	312,796.05
3137BTUM1	FHMS K-061 A2	4.561	99.5324	11/25/2026	8,064,109.55	8,003,808.66	8,026,399.67	7,761,866.72	264,532.95
3132XDAU7	FH WA4418	4.107	98.5667	11/01/2026	13,885,175.39	13,687,387.25	13,686,156.95	13,397,567.08	288,589.87
3137FQXJ7	FHMS K-737 A2	4.358	99.1892	10/25/2026	2,035,000.00	2,013,577.02	2,018,499.20	1,986,748.23	31,750.97
3137FQXJ7	FHMS K-737 A2	4.358	99.1892	10/25/2026	50,000,000.00	49,473,636.87	49,594,575.00	48,814,453.13	780,121.87
3137FQXJ7	FHMS K-737 A2	4.358	99.1892	10/25/2026	50,000,000.00	49,473,636.87	49,594,575.00	48,814,453.13	780,121.87
3137FQXJ7	FHMS K-737 A2	4.358	99.1892	10/25/2026	50,000,000.00	49,473,636.87	49,594,575.00	48,814,453.13	780,121.87
3137BSRE5	FHMS K-059 A2	4.148	99.4658	09/25/2026	11,316,207.60	11,254,902.68	11,255,755.06	11,137,623.70	118,131.36
3137BSP72	FHMS K-058 A2	4.465	99.3312	08/25/2026	15,000,000.00	14,882,702.98	14,889,680.60	14,589,843.75	309,836.85
3137BSP72	FHMS K-058 A2	4.142	99.3312	08/25/2026	20,975,000.00	20,837,726.35	20,834,720.04	20,521,907.23	312,812.81
3137BSP72	FHMS K-058 A2	4.251	99.3312	08/25/2026	42,473,000.00	42,176,600.03	42,188,942.27	41,490,811.88	698,130.39
3137FQ3P6	FHMS K-C06 A2	4.291	99.2585	08/25/2026	9,797,313.84	9,725,588.88	9,724,667.05	9,624,330.10	100,336.95
3137BRQJ7	FHMS K-057 A2	4.657	99.4268	07/25/2026	12,175,221.45	12,097,612.96	12,105,431.50	11,623,056.13	482,375.37
3137FNWX4	FHMS K-736 A2	3.655	99.4081	07/25/2026	8,702,895.90	8,667,039.59	8,651,383.02	8,271,150.67	380,232.35
3137FNWX4	FHMS K-736 A2	4.170	99.4081	07/25/2026	41,895,740.86	41,655,817.57	41,647,757.88	40,949,813.80	697,944.08
3137BQYS0	FHMS K-056 A2	4.186	99.5888	05/25/2026	14,778,638.82	14,738,222.89	14,717,868.61	14,505,003.09	212,865.53
3137FMU67	FHMS K-735 A2	3.518	99.6229	05/25/2026	10,892,484.75	10,881,350.70	10,851,413.76	10,636,766.65	214,647.12
3137BPW21	FHMS K-055 A2	4.420	99.7332	03/25/2026	11,066,397.50	11,066,397.50	11,036,875.01	10,863,882.42	172,992.58
3137BPW21	FHMS K-055 A2	4.420	99.7332	03/25/2026	330,885.29	330,885.29	330,002.56	324,830.08	5,172.48
3137BPW21	FHMS K-055 A2	4.460	99.7332	03/25/2026	2,213,279.50	2,213,279.50	2,207,375.00	2,171,448.52	35,926.48
3137BP4K2	FHMS K-IR1 A2	4.641	99.7298	03/25/2026	22,370,000.00	22,370,000.00	22,309,556.04	21,817,740.62	491,815.42
---	---	4.193	99.9825	01/31/2029	2,002,231,992.76	1,986,882,548.83	2,001,785,825.75	1,974,893,164.86	26,892,660.90

Agency MBS  
FNMA

Cusip	Description	Yield	Market Price	Final Maturity	Par Value	Book Value	Market Value	Principal	Net Unrealized Gain/Loss
3140Q04W9	FN BZ5336	3.943	100.5902	12/01/2030	23,400,000.00	23,371,180.63	23,538,105.63	23,369,835.95	168,269.68
3140Q1CP3	FN BZ5477	4.055	100.6039	11/01/2030	8,909,000.00	8,861,004.21	8,962,797.53	8,858,190.86	104,606.67
3140Q1CN8	FN BZ5476	4.055	100.6039	11/01/2030	13,860,000.00	13,785,331.51	13,943,694.44	13,780,954.69	162,739.75
3140Q1GR5	FN BZ5607	3.972	100.1925	11/01/2030	38,220,000.00	37,993,725.29	38,293,561.27	37,981,125.00	312,436.27
3140Q1D72	FN BZ5525	3.987	100.3054	11/01/2030	24,750,000.00	24,613,545.83	24,825,579.82	24,605,947.27	219,632.55
3140Q06B3	FN BZ5365	3.953	100.7771	11/01/2030	34,527,000.00	34,449,485.09	34,795,299.99	34,446,077.34	349,222.65
3140Q1C40	FN BZ5490	3.955	100.4739	11/01/2030	25,000,000.00	24,925,499.58	25,118,486.00	24,921,875.00	196,611.00
3140Q1JH4	FN BZ5663	4.094	100.0842	11/01/2030	28,849,000.00	28,499,058.99	28,873,293.17	28,483,879.84	389,413.33
3140Q0U42	FN BZ5102	4.031	100.5007	10/01/2030	47,851,000.00	47,533,074.41	48,090,607.18	47,507,070.94	583,536.24
3140Q03R1	FN BZ5307	3.870	100.4794	10/01/2030	25,000,000.00	24,936,352.45	25,119,859.25	24,931,640.63	188,218.62
3140Q0U23	FN BZ5099	3.848	100.6498	10/01/2030	32,630,000.00	32,630,000.00	32,842,040.83	32,630,000.00	212,040.83
3140Q0XF4	FN BZ5177	3.987	101.2462	10/01/2030	6,580,000.00	6,580,000.00	6,662,001.67	6,580,000.00	82,001.67
3140Q0L91	FN BZ4851	3.978	100.9755	09/01/2030	25,000,000.00	25,000,000.00	25,243,886.50	25,000,000.00	243,886.50
3140Q0MF6	FN BZ4857	3.996	101.0384	09/01/2030	10,526,000.00	10,524,503.59	10,635,302.41	10,524,355.31	110,947.10
3140Q0P30	FN BZ4941	3.972	100.9965	09/01/2030	7,485,000.00	7,470,861.68	7,559,587.88	7,469,503.71	90,084.17
3140Q0FN7	FN BZ4672	3.975	101.2060	09/01/2030	32,175,000.00	32,175,000.00	32,563,038.54	32,175,000.00	388,038.54
3140Q0FZ0	FN BZ4683	4.107	101.4784	09/01/2030	13,509,000.00	13,503,683.35	13,708,718.41	13,503,195.32	205,523.09
3140Q0HM7	FN BZ4735	4.062	101.3317	09/01/2030	16,530,000.00	16,529,397.18	16,750,136.79	16,529,354.30	220,782.49
3140Q0SN3	FN BZ5024	4.052	101.2898	09/01/2030	6,050,000.00	6,050,000.00	6,128,035.08	6,050,000.00	78,035.08
3140Q0CZ3	FN BZ4587	4.250	102.0218	08/01/2030	9,750,000.00	9,720,647.90	9,947,126.67	9,716,865.23	230,261.44
3140Q0AY8	FN BZ4522	4.192	101.6511	08/01/2030	20,933,850.00	20,893,678.58	21,279,498.22	20,888,874.93	390,623.29
3140NYUL3	FN BZ4186	4.200	101.7704	08/01/2030	10,601,000.00	10,593,602.55	10,788,679.04	10,592,717.97	195,961.07
3140NY4W8	FN BZ4436	3.922	100.9716	08/01/2030	8,283,000.00	8,283,000.00	8,363,476.55	8,283,000.00	80,476.55
3140NYN64	FN BZ4012	4.074	101.1084	07/01/2030	8,345,000.00	8,306,947.06	8,437,496.31	8,301,971.09	135,525.22
3140NY3N9	FN BZ4404	4.069	101.4260	07/01/2030	7,048,000.00	7,048,569.07	7,041,569.07	7,040,841.88	107,659.78
3140NYN49	FN BZ4010	4.104	101.1084	07/01/2030	12,805,000.00	12,758,906.21	12,946,931.13	12,754,480.27	192,450.86
3140NYNY3	FN BZ4006	4.104	101.1084	07/01/2030	18,760,000.00	18,692,470.17	18,967,936.59	18,685,985.94	281,950.65
3140NYMU2	FN BZ3970	4.106	101.3472	05/01/2030	18,485,000.00	18,424,833.92	18,734,028.63	18,417,125.39	316,903.24
3140NYKT7	FN BZ3905	4.067	101.3544	05/01/2030	10,000,000.00	9,981,994.39	10,135,439.60	9,979,687.50	155,752.10
3140NXY72	FN BZ3433	4.213	101.8530	04/01/2030	12,855,000.00	12,855,000.00	13,093,201.48	12,855,000.00	238,201.48
3140NX7M9	FN BZ3599	4.344	101.7519	04/01/2030	35,880,000.00	35,577,793.34	36,508,570.96	35,514,192.21	994,378.75
3140NXWN9	FN BZ3352	4.382	102.6235	03/01/2030	41,362,000.00	41,316,075.04	42,447,137.45	41,305,450.37	1,141,687.08

3140HXL65	FN BL5748	3.918	95.8081	02/01/2030	12,816,556.33	12,243,156.71	12,279,303.46	12,180,734.98	98,568.48
3140NWVP7	FN BZ2421	1.440	102.5983	12/01/2029	31,354,000.00	31,354,000.00	32,168,672.55	31,354,000.00	814,672.55
3140NWVP7	FN BZ2421	4.498	102.5983	12/01/2029	20,000,000.00	19,915,829.93	20,519,661.00	19,889,062.50	630,598.50
3140NW2N4	FN BZ2580	4.589	102.6338	12/01/2029	30,144,000.00	29,936,389.26	30,937,920.61	29,870,820.00	1,067,100.61
3140NWPY5	FN BZ2238	4.376	102.3432	11/01/2029	9,870,000.00	9,849,168.82	10,101,271.87	9,842,240.63	259,031.24
3140NWHV0	FN BZ2043	4.334	100.3067	11/01/2029	20,000,000.00	19,635,911.57	20,061,330.80	19,566,406.25	494,924.55
3140LHHC7	FN BS6526	3.976	99.2932	10/01/2029	25,000,000.00	24,608,232.14	24,823,298.50	24,573,242.19	250,056.31
3140NWG41	FN BZ2018	3.891	100.3063	10/01/2029	57,415,000.00	57,066,007.11	57,590,884.54	57,029,242.97	561,641.57
3140NWG90	FN BZ2023	4.497	101.0882	10/01/2029	15,000,000.00	14,736,707.84	15,163,235.10	14,640,234.38	523,000.72
3140NWEX9	FN BZ1949	4.468	101.1190	10/01/2029	3,444,000.00	3,396,327.98	3,482,537.33	3,380,097.66	102,439.67
3140NWKR5	FN BZ2103	4.517	101.4622	10/01/2029	15,000,000.00	14,776,481.97	15,219,327.60	14,711,132.81	508,194.79
3140HVB60	FN BL3660	4.458	96.8755	08/01/2029	24,272,670.75	23,020,332.81	23,514,259.50	22,441,790.78	1,072,468.72
3140HUNU6	FN BL3102	4.474	96.7007	08/01/2029	21,615,051.50	20,452,828.15	20,901,902.65	19,910,333.18	991,569.47
3140HUNU6	FN BL3102	4.139	96.7007	08/01/2029	4,712,945.83	4,501,776.25	4,557,450.86	4,406,420.25	151,030.61
3140HUNU6	FN BL3102	4.396	96.7007	08/01/2029	24,035,937.27	22,790,516.42	23,242,915.74	22,219,158.41	1,023,757.33
3140LGYA4	FN BS6104	3.874	100.4850	08/01/2029	21,190,000.00	21,154,081.08	21,292,774.68	21,151,924.22	140,850.46
3138LSYU8	FN AM5222	4.323	101.5164	07/01/2029	27,906,897.83	27,906,897.84	28,330,066.31	27,906,897.84	423,168.47
3140NVFJ1	FN BZ1068	4.555	102.9600	06/01/2029	10,000,000.00	10,000,000.00	10,295,995.80	10,000,000.00	295,995.80
3140NVFJ1	FN BZ1068	4.555	102.9600	06/01/2029	15,000,000.00	15,000,000.00	15,443,993.70	15,000,000.00	443,993.70
3140NVE37	FN BZ1053	4.596	103.0347	06/01/2029	15,770,000.00	15,770,000.00	16,248,564.78	15,770,000.00	478,564.78
3140NU4W6	FN BZ0836	4.606	103.0329	05/01/2029	16,365,000.00	16,365,000.00	16,861,339.65	16,365,000.00	496,339.65
3140NU6F1	FN BZ0869	4.623	102.9897	04/01/2029	32,230,000.00	32,204,733.44	33,193,570.64	32,189,712.50	1,003,858.14
3140NUPT0	FN BZ0433	4.580	101.7882	03/01/2029	25,000,000.00	24,763,074.16	25,447,049.00	24,609,375.00	837,674.00
3140NUPT0	FN BZ0433	4.612	101.7882	03/01/2029	25,681,000.00	25,408,287.66	26,140,226.61	25,236,598.32	903,628.29
3140NURK7	FN BZ0489	4.552	102.7586	02/01/2029	25,000,000.00	25,000,000.00	25,689,652.50	25,000,000.00	689,652.50
3140NURK7	FN BZ0489	4.636	102.7586	02/01/2029	16,000,000.00	15,963,662.72	16,441,377.60	15,942,500.00	498,877.60
3140NUNR6	FN BZ0399	4.670	102.7368	02/01/2029	15,000,000.00	14,962,577.87	15,410,514.75	14,936,718.75	473,796.00
3140LLKK6	FN BS9297	5.110	102.0554	10/01/2028	21,050,000.00	20,711,708.11	21,482,654.12	20,402,054.69	1,080,599.43
3140LLZT1	FN BS9753	5.092	103.6558	10/01/2028	20,000,000.00	19,972,078.35	20,731,164.80	19,946,875.00	784,289.80
3136B3XY1	FNA 2019-M1 A2	4.441	99.7791	09/25/2028	10,577,674.50	10,438,451.01	10,554,312.44	10,391,738.86	162,573.58
3140LLB83	FN BS9062	5.049	102.1113	09/01/2028	20,000,000.00	19,735,420.15	20,422,252.40	19,481,250.00	941,002.40
3140LLMH1	FN BS9359	5.051	102.8020	08/01/2028	15,874,000.00	15,786,977.47	16,318,795.67	15,699,758.05	619,037.62
3136BQDE6	FNA 2023-M6 A2	4.724	100.6300	07/25/2028	22,915,291.00	22,672,553.55	23,059,660.08	22,441,767.99	617,892.09
3140LKKW2	FN BS8408	4.658	101.7698	06/01/2028	12,003,000.00	11,937,281.76	12,215,433.54	11,878,750.20	336,683.34
3140LKYQ0	FN BS8818	4.526	100.5792	06/01/2028	25,000,000.00	24,709,039.68	25,144,799.00	24,363,281.25	781,517.75
3140LKU84	FN BS8706	4.510	100.9590	06/01/2028	25,000,000.00	24,760,501.32	25,239,742.00	24,478,515.63	761,226.37
3140LKJP9	FN BS8369	4.649	99.8107	05/01/2028	16,850,000.00	16,754,505.22	16,818,106.99	16,657,804.69	160,302.30
3140LKJM6	FN BS8367	4.651	101.2485	05/01/2028	14,563,000.00	14,429,309.52	14,744,820.95	14,304,734.30	440,086.65
3140LKJC8	FN BS8358	4.074	100.9745	04/01/2028	24,459,000.00	24,459,000.00	24,697,349.04	24,459,000.00	238,349.04
3140LBU27	FN BS1500	4.591	95.0534	03/01/2028	29,612,500.00	27,720,110.37	28,147,682.45	26,109,896.48	2,037,785.97
3140LBU27	FN BS1500	3.741	95.0534	03/01/2028	20,000,000.00	19,011,516.50	19,010,676.20	18,286,718.75	723,957.45
3140LBP64	FN BS1344	4.165	95.0134	03/01/2028	20,000,000.00	18,875,977.62	19,002,671.20	18,017,968.75	984,702.45
3140LHSB7	FN BS6813	4.363	100.9213	02/01/2028	19,478,000.00	19,470,894.15	19,657,449.45	19,459,739.38	197,710.07
3140LJS23	FN BS7736	4.416	100.9069	02/01/2028	20,000,000.00	19,895,129.24	20,181,383.20	19,731,250.00	450,133.20
3140LJS23	FN BS7736	4.071	100.9069	02/01/2028	15,000,000.00	15,000,000.00	15,136,037.40	15,000,000.00	136,037.40
3140LJS23	FN BS7736	4.078	100.9069	02/01/2028	10,000,000.00	10,000,000.00	10,090,691.60	10,000,000.00	90,691.60
3140LHVX5	FN BS6929	4.280	100.8116	11/01/2027	31,100,000.00	31,064,986.30	31,352,411.33	30,996,738.28	355,673.05
3136BML55	FNA 2022-M11 A2	4.554	98.5549	10/25/2027	20,594,720.40	20,297,097.03	20,297,097.03	19,621,825.81	675,271.23
3138LKZ34	FN AN7061	6.197	98.1748	10/01/2027	12,800,000.00	12,462,140.59	12,566,375.04	12,028,000.00	538,375.04
3136AY6X6	FNA 2017-M15 A2	4.609	98.9596	09/25/2027	12,791,367.20	12,610,529.03	12,658,283.39	12,274,216.16	384,067.23
3138LHUZ5	FN AN5099	3.076	99.1757	04/01/2027	22,941,764.75	22,936,760.56	22,752,661.52	22,920,256.83	(167,595.31)
3138LHDY7	FN AN4618	3.829	99.0751	04/01/2027	9,862,162.09	9,777,409.14	9,777,942.12	9,761,999.51	8,942.61
3138LG4R4	FN AN4431	3.647	99.3813	01/01/2027	42,620,000.00	42,382,173.67	42,356,293.44	42,315,333.59	40,959.85
3138LGP8	FN AN3965	3.805	99.1673	01/01/2027	15,158,031.83	15,048,265.79	15,031,813.62	15,022,438.49	9,375.13
3140HV2G8	FN BL4374	4.291	98.6724	10/01/2026	21,300,000.00	21,010,772.31	21,017,216.30	19,947,117.19	1,070,099.11
3136AS4R4	FNA 2016-M7 A2	4.574	99.3683	09/25/2026	8,448,844.80	8,387,176.63	8,395,469.31	8,266,856.68	128,612.63
3138LEVL2	FN AN2418	5.290	98.9058	09/01/2026	15,000,000.00	14,815,522.55	14,835,873.60	14,354,328.92	481,544.68
3138LETC5	FN AN2346	4.438	99.1613	08/01/2026	8,109,437.70	8,052,269.43	8,041,427.33	7,930,459.92	110,967.42
3138LENE7	FN AN2188	3.543	99.2855	07/01/2026	9,503,421.10	9,488,456.32	9,435,516.50	9,320,777.22	114,739.27
3138LECC3	FEDERAL NATIONAL MORTGAGE ASSOCIATION	3.902	99.2569	07/01/2026	4,000,000.00	3,976,810.57	3,970,276.60	3,963,125.00	7,151.60
3138LD5W9	FN AN1760	4.176	99.4226	06/01/2026	15,000,000.00	14,973,511.90	14,913,387.45	14,582,812.50	330,574.95
3136AR5S3	FNA 2016-M5 A2	4.816	99.6511	04/25/2026	5,971,635.97	5,962,097.27	5,950,799.38	5,863,633.32	87,166.05
---	---	4.222	100.5985	05/12/2029	1,813,365,760.85	1,796,224,018.04	1,823,812,681.29	1,784,088,866.01	39,723,815.28

CD

CD

Cusip	Description	Yield	Market Price	Final Maturity	Par Value	Book Value	Market Value	Principal	Net Unrealized Gain/Loss
06054REK4	Bank of America, National Association	3.780	100.0000	11/20/2026	50,000,000.00	50,000,000.00	50,000,000.00	50,000,000.00	0.00
06054REK4	Bank of America, National Association	3.780	100.0000	11/20/2026	50,000,000.00	50,000,000.00	50,000,000.00	50,000,000.00	0.00
06054RED0	Bank of America, National Association	3.740	100.0000	11/16/2026	50,000,000.00	50,000,000.00	50,000,000.00	50,000,000.00	0.00



78015DF88	Royal Bank of Canada New York Branch	3.863	98.9578	06/08/2026	50,000,000.00	49,478,875.00	49,478,875.00	49,052,500.00	426,375.00
78015DF88	Royal Bank of Canada New York Branch	3.863	98.9578	06/08/2026	50,000,000.00	49,478,875.00	49,478,875.00	49,052,500.00	426,375.00
78015DF88	Royal Bank of Canada New York Branch	3.863	98.9578	06/08/2026	50,000,000.00	49,478,875.00	49,478,875.00	49,052,500.00	426,375.00
63763QF10	National Securities Clearing Corporation	3.673	99.0723	06/01/2026	50,000,000.00	49,536,166.67	49,536,166.67	49,415,166.67	121,000.00
7426M3EV7	Private Export Funding Corporation	3.812	99.0828	05/29/2026	25,000,000.00	24,770,701.39	24,770,701.39	24,332,715.28	437,986.11
7426M5EV2	Private Export Funding Corporation	3.799	99.0828	05/29/2026	25,000,000.00	24,770,701.39	24,770,701.39	24,415,159.72	355,541.67
47816GET2	Johnson & Johnson	3.695	99.1155	05/27/2026	50,000,000.00	49,557,750.00	49,557,750.00	49,532,333.33	25,416.67
47816GET2	Johnson & Johnson	3.694	99.1155	05/27/2026	50,000,000.00	49,557,750.00	49,557,750.00	49,542,500.00	15,250.00
47816GET2	Johnson & Johnson	3.694	99.1155	05/27/2026	50,000,000.00	49,557,750.00	49,557,750.00	49,542,500.00	15,250.00
47816GEL9	Johnson & Johnson	3.691	99.1867	05/20/2026	50,000,000.00	49,593,333.34	49,593,333.34	49,578,083.34	15,250.00
47816GEL9	Johnson & Johnson	3.691	99.1867	05/20/2026	50,000,000.00	49,593,333.34	49,593,333.34	49,578,083.33	15,250.01
21687BEJ6	Coöperatieve Rabobank U.A., New York Branch	3.937	99.1637	05/18/2026	25,000,000.00	24,790,916.67	24,790,916.67	24,512,138.89	278,777.78
7426M3ED7	Private Export Funding Corporation	3.687	99.2639	05/13/2026	25,000,000.00	24,815,979.17	24,815,979.17	24,611,791.67	204,187.50
47816GED7	Johnson & Johnson	3.625	99.2761	05/13/2026	50,000,000.00	49,638,041.67	49,638,041.67	49,246,333.33	391,708.34
89233HEB6	Toyota Motor Credit Corporation	3.780	99.2624	05/11/2026	50,000,000.00	49,631,194.44	49,631,194.44	49,475,361.11	155,833.33
7426M3E88	Private Export Funding Corporation	4.091	99.2501	05/08/2026	50,000,000.00	49,625,055.56	49,625,055.56	48,516,763.89	1,108,291.67
64105HE81	Nestle Capital Corporation	3.694	99.3181	05/08/2026	50,000,000.00	49,659,055.55	49,659,055.55	49,543,736.11	115,319.44
63763QE60	National Securities Clearing Corporation	3.743	99.3308	05/06/2026	50,000,000.00	49,665,416.67	49,665,416.66	49,437,291.67	228,124.99
63763QE60	National Securities Clearing Corporation	3.743	99.3308	05/06/2026	25,000,000.00	24,832,708.33	24,832,708.33	24,718,645.83	114,062.50
47816GE54	Johnson & Johnson	3.624	99.3518	05/05/2026	50,000,000.00	49,675,902.77	49,675,902.77	49,526,319.44	149,583.33
47816GE54	Johnson & Johnson	3.624	99.3518	05/05/2026	50,000,000.00	49,675,902.77	49,675,902.77	49,526,319.44	149,583.33
74271UDW7	The Procter & Gamble Company	3.663	99.3950	04/30/2026	50,000,000.00	49,697,500.00	49,697,500.00	49,546,250.00	151,250.00
74271UDW7	The Procter & Gamble Company	3.663	99.3950	04/30/2026	50,000,000.00	49,697,500.00	49,697,500.00	49,546,250.00	151,250.00
7426M3DH9	Private Export Funding Corporation	4.218	99.4660	04/17/2026	25,000,000.00	24,866,506.95	24,866,506.95	24,238,805.56	627,701.39
71344UDA4	PepsiCo, Inc.	3.582	99.6067	04/10/2026	50,000,000.00	49,803,333.33	49,803,333.33	49,414,916.67	388,416.66
7426M5CX0	Private Export Funding Corporation	4.063	99.6700	03/31/2026	50,000,000.00	49,835,000.00	49,835,000.00	48,735,000.00	1,100,000.00
63763QCK1	National Securities Clearing Corporation	3.915	99.8065	03/19/2026	50,000,000.00	49,903,250.00	49,903,250.00	49,430,250.00	473,000.00
63763QCK1	National Securities Clearing Corporation	3.915	99.8065	03/19/2026	10,000,000.00	9,980,650.00	9,980,650.00	9,886,050.00	94,600.00
21687BCG4	Coöperatieve Rabobank U.A., New York Branch	3.903	99.8400	03/16/2026	50,000,000.00	49,920,000.00	49,920,000.00	49,194,666.66	725,333.34
21687BCG4	Coöperatieve Rabobank U.A., New York Branch	3.903	99.8400	03/16/2026	50,000,000.00	49,920,000.00	49,920,000.00	49,194,666.67	725,333.33
93114FCG7	Walmart Inc.	3.647	99.8483	03/16/2026	50,000,000.00	49,924,166.67	49,924,166.67	49,909,000.00	15,166.67
82619UCD4	Siemens Capital Company LLC	3.649	99.8787	03/13/2026	10,000,000.00	9,987,866.67	9,987,866.67	9,975,733.33	12,133.34
14912ECC9	Caterpillar Financial Services Corporation	3.655	99.8885	03/12/2026	25,000,000.00	24,972,118.05	24,972,118.05	24,967,048.61	5,069.44
14912ECC9	Caterpillar Financial Services Corporation	3.655	99.8885	03/12/2026	25,000,000.00	24,972,118.05	24,972,118.05	24,967,048.61	5,069.44
14912ECC9	Caterpillar Financial Services Corporation	3.655	99.8885	03/12/2026	50,000,000.00	49,944,236.11	49,944,236.11	49,934,097.22	10,138.89
14912ECA3	Caterpillar Financial Services Corporation	3.686	99.9087	03/10/2026	50,000,000.00	49,954,375.00	49,954,375.00	49,944,236.11	10,138.89
14912ECA3	Caterpillar Financial Services Corporation	3.686	99.9087	03/10/2026	50,000,000.00	49,954,375.00	49,954,375.00	49,944,236.11	10,138.89
14912ECA3	Caterpillar Financial Services Corporation	3.686	99.9087	03/10/2026	50,000,000.00	49,954,375.00	49,954,375.00	49,944,236.11	10,138.89
14912ECA3	Caterpillar Financial Services Corporation	3.686	99.9087	03/10/2026	50,000,000.00	49,954,375.00	49,954,375.00	49,944,236.11	10,138.89
6698M5C98	Novartis Finance Corporation	3.656	99.9189	03/09/2026	50,000,000.00	49,959,444.44	49,959,444.44	49,913,819.44	45,625.00
0556C3C33	BMW US Capital, LLC	3.654	99.9797	03/03/2026	50,000,000.00	49,989,861.11	49,989,861.11	49,944,236.11	45,625.00
0556C3C33	BMW US Capital, LLC	3.654	99.9797	03/03/2026	50,000,000.00	49,989,861.11	49,989,861.11	49,944,236.11	45,625.00
64105HC34	Nestle Capital Corporation	3.652	99.9797	03/03/2026	15,000,000.00	14,996,958.33	14,996,958.33	14,992,395.83	4,562.50
6698M5C31	Novartis Finance Corporation	3.652	99.9797	03/03/2026	45,000,000.00	44,990,875.00	44,990,875.00	44,977,187.50	13,687.50
6698M5C31	Novartis Finance Corporation	3.642	99.9797	03/03/2026	50,000,000.00	49,989,888.89	49,989,861.11	49,974,722.22	15,138.89
0556C3C25	BMW US Capital, LLC	3.654	99.9899	03/02/2026	50,000,000.00	49,994,930.56	49,994,930.56	49,949,305.56	45,625.00
0556C3C25	BMW US Capital, LLC	3.654	99.9899	03/02/2026	50,000,000.00	49,994,930.56	49,994,930.56	49,949,305.55	45,625.01
0556C3C25	BMW US Capital, LLC	3.652	99.9899	03/02/2026	20,000,000.00	19,997,972.22	19,997,972.22	19,989,861.11	8,111.11
64105HC26	Nestle Capital Corporation	3.651	99.9899	03/02/2026	50,000,000.00	49,994,930.56	49,994,930.56	49,979,722.23	15,208.33
64105HC26	Nestle Capital Corporation	3.651	99.9899	03/02/2026	30,000,000.00	29,996,958.33	29,996,958.33	29,987,833.33	9,125.00
---	---	3.763	99.3827	05/20/2026	3,253,000,000.00	3,232,812,847.48	3,232,812,819.46	3,219,620,026.08	13,192,793.38

Corporate CORP										
Cusip	Description	Yield	Market Price	Final Maturity	Par Value	Book Value	Market Value	Principal	Net Unrealized Gain/Loss	
037833DK3	APPLE INC	4.252	99.2299	11/13/2027	11,148,000.00	10,926,914.16	11,062,149.25	10,755,590.40	306,558.85	
037833DK3	APPLE INC	4.070	99.2299	11/13/2027	8,275,000.00	8,133,267.29	8,211,274.23	8,057,615.75	153,658.48	
037833DB3	APPLE INC	4.444	98.9527	09/12/2027	4,296,000.00	4,202,006.53	4,251,007.99	4,104,656.16	146,351.83	
037833DB3	APPLE INC	3.620	98.9527	09/12/2027	25,000,000.00	24,740,405.90	24,738,175.00	24,497,500.00	240,675.00	
037833DB3	APPLE INC	3.618	98.9527	09/12/2027	10,000,000.00	9,896,379.18	9,895,270.00	9,800,900.00	94,370.00	
037833DB3	APPLE INC	4.322	98.9527	09/12/2027	8,635,000.00	8,459,337.53	8,544,565.65	8,308,769.70	235,795.95	
931142EX7	WALMART INC	4.404	100.4664	09/09/2027	20,000,000.00	19,871,536.97	20,093,280.00	19,738,000.00	355,280.00	
931142EX7	WALMART INC	4.326	100.4664	09/09/2027	3,770,000.00	3,749,908.46	3,787,583.28	3,729,095.50	58,487.78	
594918CQ5	MICROSOFT CORP	3.994	99.7559	06/15/2027	6,441,000.00	6,394,629.65	6,425,277.52	6,339,103.38	86,174.14	
594918CQ5	MICROSOFT CORP	3.718	99.7559	06/15/2027	5,000,000.00	4,980,557.83	4,987,795.00	4,958,350.00	29,445.00	
037833CR9	APPLE INC	3.677	99.6314	05/11/2027	20,000,000.00	19,891,882.87	19,926,280.00	19,761,200.00	165,080.00	
037833CR9	APPLE INC	3.647	99.6314	05/11/2027	10,411,000.00	10,358,257.50	10,372,625.05	10,295,958.45	76,666.60	
931142CH4	WALMART INC	3.581	102.4091	04/05/2027	3,351,000.00	3,430,876.31	3,431,728.94	3,536,712.42	(104,983.48)	
771196BV3	ROCHE HOLDINGS INC	4.559	98.5160	03/10/2027	5,000,000.00	4,892,558.57	4,925,800.00	4,726,800.00	199,000.00	
771196BV3	ROCHE HOLDINGS INC	4.326	98.5160	03/10/2027	25,000,000.00	24,516,752.63	24,629,000.00	23,772,500.00	856,500.00	

771196BV3	ROCHE HOLDINGS INC	4.213	98.5160	03/10/2027	20,000,000.00	19,634,311.11	19,703,200.00	19,084,800.00	618,400.00
771196BV3	ROCHE HOLDINGS INC	4.128	98.5160	03/10/2027	5,710,000.00	5,610,142.24	5,625,263.60	5,461,957.60	163,306.00
771196BV3	ROCHE HOLDINGS INC	3.870	98.5160	03/10/2027	6,000,000.00	5,909,350.53	5,910,960.00	5,785,980.00	124,980.00
06054REL2	BANK OF AMERICA, NATIONAL ASSOCIATION	3.786	100.0000	11/23/2026	25,000,000.00	25,000,000.00	25,000,000.00	25,000,000.00	0.00
594918CG7	MICROSOFT CORP	4.560	99.8452	09/15/2026	14,108,000.00	14,025,439.37	14,086,160.82	13,685,606.48	400,554.34
037833DN7	APPLE INC	4.211	99.1614	09/11/2026	15,000,000.00	14,835,153.59	14,874,210.00	14,538,600.00	335,610.00
037833DN7	APPLE INC	5.003	99.1614	09/11/2026	10,557,000.00	10,402,464.71	10,468,469.00	9,891,064.44	577,404.56
---	---	<b>4.084</b>	<b>99.3378</b>	<b>04/22/2027</b>	<b>262,702,000.00</b>	<b>259,862,132.96</b>	<b>260,950,075.32</b>	<b>255,830,760.28</b>	<b>5,119,315.04</b>

**MM Fund  
MMFUND**

Cusip	Description	Yield	Market Price	Final Maturity	Par Value	Book Value	Market Value	Principal	Net Unrealized Gain/Loss
949921126	ALLSPRING:GOVT MM SEL	3.630	1.0000	02/28/2026	89,000,000.00	89,000,000.00	89,000,000.00	89,000,000.00	0.00
949921126	ALLSPRING:GOVT MM SEL	3.630	1.0000	02/28/2026	60,000,000.00	60,000,000.00	60,000,000.00	60,000,000.00	0.00
949921126	ALLSPRING:GOVT MM SEL	3.630	1.0000	02/28/2026	200,000,000.00	200,000,000.00	200,000,000.00	200,000,000.00	0.00
857492706	SS INST INV:US GV MM PRM	3.630	1.0000	02/28/2026	175,000,000.00	175,000,000.00	175,000,000.00	175,000,000.00	0.00
857492706	SS INST INV:US GV MM PRM	3.630	1.0000	02/28/2026	29,000,000.00	29,000,000.00	29,000,000.00	29,000,000.00	0.00
857492706	SS INST INV:US GV MM PRM	3.630	1.0000	02/28/2026	85,000,000.00	85,000,000.00	85,000,000.00	85,000,000.00	0.00
69347S	PNC BANK DEPOSIT	3.500	1.0000	02/28/2026	25,000,000.00	25,000,000.00	25,000,000.00	25,000,000.00	0.00
69347S	PNC BANK DEPOSIT	3.500	1.0000	02/28/2026	50,000,000.00	50,000,000.00	50,000,000.00	50,000,000.00	0.00
4812CA538	JPMORGAN:US GVT MM EMPWR	3.560	1.0000	02/28/2026	1,000,000.00	1,000,000.00	1,000,000.00	1,000,000.00	0.00
26200X100	DREYFUS INST PGV MM INST	3.630	1.0000	02/28/2026	25,000,000.00	25,000,000.00	25,000,000.00	25,000,000.00	0.00
26200X100	DREYFUS INST PGV MM INST	3.630	1.0000	02/28/2026	75,000,000.00	75,000,000.00	75,000,000.00	75,000,000.00	0.00
---	---	<b>3.618</b>	<b>1.0000</b>	<b>02/28/2026</b>	<b>814,000,000.00</b>	<b>814,000,000.00</b>	<b>814,000,000.00</b>	<b>814,000,000.00</b>	<b>0.00</b>

**Muni  
MUNI**

Cusip	Description	Yield	Market Price	Final Maturity	Par Value	Book Value	Market Value	Principal	Net Unrealized Gain/Loss
60412AR54	MINNESOTA ST	4.051	101.1597	08/01/2028	1,250,000.00	1,250,000.00	1,264,496.22	1,250,000.00	14,496.22
419792M29	HAWAII ST	4.513	102.1900	10/01/2027	5,000,000.00	5,035,255.32	5,109,501.51	5,084,150.00	25,351.51
13063D3N6	CALIFORNIA STATE	4.847	101.1696	03/01/2027	9,300,000.00	9,300,000.00	9,408,774.69	9,300,000.00	108,774.69
13063DRD2	CALIFORNIA STATE	4.259	99.1793	10/01/2026	5,500,000.00	5,441,756.10	5,454,862.98	5,336,155.00	118,707.98
13063EBN5	CALIFORNIA STATE	5.096	100.8155	09/01/2026	30,000,000.00	30,057,175.98	30,244,637.83	30,269,100.00	(24,462.17)
93974EYC4	WASHINGTON STATE	3.370	99.9336	08/01/2026	20,825,000.00	20,825,000.00	20,811,169.56	20,825,000.00	(13,830.44)
13063DMA3	CALIFORNIA STATE	4.011	99.8877	04/01/2026	13,500,000.00	13,484,821.57	13,484,837.26	13,335,975.00	148,862.26
---	---	<b>4.374</b>	<b>100.4743</b>	<b>09/24/2026</b>	<b>85,375,000.00</b>	<b>85,394,008.96</b>	<b>85,778,280.05</b>	<b>85,400,380.00</b>	<b>377,900.05</b>

**Mutual Fund  
Open-End Fund**

Cusip	Description	Yield	Market Price	Final Maturity	Par Value	Book Value	Market Value	Principal	Net Unrealized Gain/Loss
900999101	CalTRUST Liquidity Fund	3.819	1.0000	---	93,865,661.30	93,865,661.30	93,865,661.30	93,865,661.30	0.00
900999101	CalTRUST Liquidity Fund	3.819	1.0000	---	9,134,338.70	9,134,338.70	9,134,338.70	9,134,338.70	0.00
900999101	CalTRUST Liquidity Fund	3.819	1.0000	---	40,000,000.00	40,000,000.00	40,000,000.00	40,000,000.00	0.00
900999101	CalTRUST Liquidity Fund	3.819	1.0000	---	20,000,000.00	20,000,000.00	20,000,000.00	20,000,000.00	0.00
900999101	CalTRUST Liquidity Fund	3.819	1.0000	---	150,000,000.00	150,000,000.00	150,000,000.00	150,000,000.00	0.00
<b>900999101</b>	<b>CalTRUST Liquidity Fund</b>	<b>3.819</b>	<b>1.0000</b>	<b>---</b>	<b>313,000,000.00</b>	<b>313,000,000.00</b>	<b>313,000,000.00</b>	<b>313,000,000.00</b>	<b>0.00</b>

**Non-US Gov  
SUPRANATIONAL**

Cusip	Description	Yield	Market Price	Final Maturity	Par Value	Book Value	Market Value	Principal	Net Unrealized Gain/Loss
459058LY7	INTERNATIONAL BANK FOR RECONSTRUCTION AND DEVELOPM	3.609	99.8664	10/28/2030	8,500,000.00	8,460,703.00	8,488,644.00	8,457,840.00	30,804.00
459058KD4	INTERNATIONAL BANK FOR RECONSTRUCTION AND DEVELOPM	4.630	100.1244	11/22/2028	10,000,000.00	10,000,000.00	10,012,440.00	10,000,000.00	12,440.00
459058LG6	INTERNATIONAL BANK FOR RECONSTRUCTION AND DEVELOPM	5.590	100.2019	05/15/2028	10,000,000.00	10,010,001.46	10,020,190.00	10,017,000.00	3,190.00
459058LG6	INTERNATIONAL BANK FOR RECONSTRUCTION AND DEVELOPM	5.584	100.2019	05/15/2028	10,000,000.00	10,009,544.74	10,020,190.00	10,016,200.00	3,990.00
459058LG6	INTERNATIONAL BANK FOR RECONSTRUCTION AND DEVELOPM	5.601	100.2019	05/15/2028	10,000,000.00	10,008,380.97	10,020,190.00	10,014,100.00	6,090.00
459058LG6	INTERNATIONAL BANK FOR RECONSTRUCTION AND DEVELOPM	5.096	100.2019	05/15/2028	5,000,000.00	5,003,641.57	5,010,095.00	5,006,000.00	4,095.00
459058LG6	INTERNATIONAL BANK FOR RECONSTRUCTION AND DEVELOPM	4.919	100.2019	05/15/2028	10,000,000.00	10,004,255.68	10,020,190.00	10,006,600.00	13,590.00
45950VTK2	INTERNATIONAL FINANCE CORP	4.841	101.2796	03/23/2027	15,000,000.00	15,000,000.00	15,191,932.65	15,000,000.00	191,932.65
459058KN2	INTERNATIONAL BANK FOR RECONSTRUCTION AND DEVELOPM	4.222	100.1819	01/12/2027	9,665,000.00	9,686,939.31	9,682,580.64	9,692,545.25	(9,964.62)
459053XX7	INTERNATIONAL BANK FOR RECONSTRUCTION AND DEVELOPM	3.697	98.9865	06/10/2026	25,000,000.00	24,748,902.78	24,746,625.00	24,530,125.00	216,500.00
---	---	<b>4.644</b>	<b>100.0450</b>	<b>11/29/2027</b>	<b>113,165,000.00</b>	<b>112,932,369.50</b>	<b>113,213,077.29</b>	<b>112,740,410.25</b>	<b>472,667.04</b>

US Gov  
T-BILL

Cusip	Description	Yield	Market Price	Final Maturity	Par Value	Book Value	Market Value	Principal	Net Unrealized Gain/Loss
912797SK4	UNITED STATES TREASURY	3.617	97.7005	10/29/2026	50,000,000.00	48,829,577.08	48,850,229.00	48,428,151.04	422,077.96
912797SA6	UNITED STATES TREASURY	3.603	97.9499	10/01/2026	50,000,000.00	48,966,855.56	48,974,937.50	48,566,150.00	408,787.50
912797UA3	UNITED STATES TREASURY	3.675	98.9459	06/16/2026	25,000,000.00	24,733,852.36	24,736,472.25	24,706,491.39	29,980.86
912797UA3	UNITED STATES TREASURY	3.674	98.9459	06/16/2026	25,000,000.00	24,733,911.80	24,736,472.25	24,706,556.94	29,915.31
912797PV3	UNITED STATES TREASURY	4.135	99.8288	03/19/2026	10,000,000.00	9,980,220.00	9,982,881.90	9,600,004.45	382,877.45
---	UNITED STATES TREASURY	3.664	98.3050	08/25/2026	160,000,000.00	157,244,416.80	157,280,992.90	156,007,353.82	1,273,639.08

US Gov  
US GOV

Cusip	Description	Yield	Market Price	Final Maturity	Par Value	Book Value	Market Value	Principal	Net Unrealized Gain/Loss
91282CKX8	UNITED STATES TREASURY	4.045	102.5938	06/30/2029	25,000,000.00	25,155,786.80	25,648,437.50	25,189,453.13	458,984.37
91282CKT7	UNITED STATES TREASURY	3.980	103.3125	05/31/2029	20,000,000.00	20,309,537.45	20,662,500.00	20,381,250.00	281,250.00
91282CJF9	UNITED STATES TREASURY	4.010	103.7344	10/31/2028	10,000,000.00	10,212,928.33	10,373,437.50	10,282,812.50	90,625.00
91282CCY5	UNITED STATES TREASURY	3.548	94.7461	09/30/2028	7,000,000.00	6,615,550.99	6,632,226.58	6,405,000.00	227,226.58
912810FB9	UNITED STATES TREASURY	4.003	104.1758	11/15/2027	15,000,000.00	15,488,571.43	15,626,367.15	16,425,000.00	(798,632.85)
91282CFH9	UNITED STATES TREASURY	3.269	99.5391	08/31/2027	5,000,000.00	4,990,094.04	4,976,953.10	4,966,992.19	9,960.91
912810FA1	UNITED STATES TREASURY	3.247	103.8906	08/15/2027	15,000,000.00	15,626,534.05	15,583,593.75	17,133,984.38	(1,550,390.63)
912810FA1	UNITED STATES TREASURY	3.483	103.8906	08/15/2027	15,000,000.00	15,575,852.12	15,583,593.75	16,957,031.25	(1,373,437.50)
91282CEW7	UNITED STATES TREASURY	3.109	99.7227	06/30/2027	15,000,000.00	15,025,858.58	14,958,398.40	15,094,335.94	(135,937.54)
91282CEW7	UNITED STATES TREASURY	3.213	99.7227	06/30/2027	15,000,000.00	15,006,757.15	14,958,398.40	15,024,609.38	(66,210.98)
91282ZS2	UNITED STATES TREASURY	2.845	96.3945	05/31/2027	20,000,000.00	19,457,821.06	19,278,906.20	17,828,906.25	1,449,999.95
91282CEF4	UNITED STATES TREASURY	2.502	98.9375	03/31/2027	25,000,000.00	24,999,577.50	24,734,375.00	24,998,046.88	(263,671.88)
91282CEF4	UNITED STATES TREASURY	2.503	98.9375	03/31/2027	25,000,000.00	24,999,155.00	24,734,375.00	24,996,093.75	(261,718.75)
912810EZ7	UNITED STATES TREASURY	3.048	102.7656	02/15/2027	15,000,000.00	15,477,807.91	15,414,843.75	17,248,828.13	(1,833,984.38)
91282CJT9	UNITED STATES TREASURY	3.530	100.3828	01/15/2027	50,000,000.00	50,200,407.61	50,191,406.00	50,230,468.75	(39,062.75)
91282CDQ1	UNITED STATES TREASURY	3.624	98.1172	12/31/2026	50,000,000.00	49,035,454.79	49,058,593.50	48,779,296.88	279,296.62
91282CDQ1	UNITED STATES TREASURY	3.630	98.1172	12/31/2026	50,000,000.00	49,033,329.30	49,058,593.50	48,773,437.50	285,156.00
91282CDQ1	UNITED STATES TREASURY	3.527	98.1172	12/31/2026	50,000,000.00	49,071,680.30	49,058,593.50	49,035,156.25	23,437.25
91282CJP7	UNITED STATES TREASURY	3.616	100.6211	12/15/2026	50,000,000.00	50,292,115.90	50,310,547.00	50,375,000.00	(64,453.00)
91282CLY5	UNITED STATES TREASURY	3.668	100.4727	11/30/2026	50,000,000.00	50,212,069.90	50,236,328.00	50,291,015.63	(54,687.63)
912810EY0	UNITED STATES TREASURY	4.205	101.8867	11/15/2026	25,000,000.00	25,369,926.58	25,471,679.75	27,136,718.75	(1,665,039.00)
91282CDG3	UNITED STATES TREASURY	2.884	98.3477	10/31/2026	10,000,000.00	9,890,635.39	9,834,765.60	9,258,203.13	576,562.47
91282CJC6	UNITED STATES TREASURY	3.602	100.5977	10/15/2026	50,000,000.00	50,310,972.42	50,298,828.00	50,488,281.25	(189,453.25)
91282CJC6	UNITED STATES TREASURY	3.698	100.5977	10/15/2026	50,000,000.00	50,281,385.87	50,298,828.00	50,425,781.25	(126,953.25)
91282CCZ2	UNITED STATES TREASURY	2.540	98.4180	09/30/2026	15,000,000.00	14,863,207.99	14,762,695.35	13,943,554.69	819,140.66
91282CCZ2	UNITED STATES TREASURY	0.982	98.4180	09/30/2026	20,000,000.00	19,987,849.15	19,683,593.80	19,895,833.60	(212,239.80)
91282CCW9	UNITED STATES TREASURY	0.902	98.5703	08/31/2026	25,000,000.00	24,981,454.53	24,642,578.00	24,817,382.81	(174,804.81)
91282CCW9	UNITED STATES TREASURY	0.832	98.5703	08/31/2026	25,000,000.00	24,990,019.81	24,642,578.00	24,900,416.25	(257,838.25)
912828Y95	UNITED STATES TREASURY	3.911	99.2656	07/31/2026	50,000,000.00	49,587,579.90	49,632,812.50	49,044,921.88	587,890.62
91282CCJ8	UNITED STATES TREASURY	0.882	99.0781	06/30/2026	20,000,000.00	19,999,546.95	19,815,625.00	19,993,166.80	(177,541.80)
91282CCJ8	UNITED STATES TREASURY	0.906	99.0781	06/30/2026	35,000,000.00	34,996,464.79	34,677,343.75	34,946,679.69	(269,335.94)
91282CCJ8	UNITED STATES TREASURY	3.757	99.0781	06/30/2026	15,000,000.00	14,858,836.15	14,861,718.75	14,738,671.88	123,046.87
91282CKY6	UNITED STATES TREASURY	4.101	100.3086	06/30/2026	50,000,000.00	50,084,216.38	50,154,297.00	50,251,953.13	(97,656.13)
91282CBT7	UNITED STATES TREASURY	0.715	99.7539	03/31/2026	25,000,000.00	25,000,707.23	24,938,476.50	25,039,062.50	(100,586.00)
91282CKH3	UNITED STATES TREASURY	4.125	100.0547	03/31/2026	10,000,000.00	10,002,977.20	10,005,468.70	10,036,718.75	(31,250.05)
91282CKH3	UNITED STATES TREASURY	4.107	100.0547	03/31/2026	10,000,000.00	10,003,118.70	10,005,468.70	10,038,671.88	(33,203.18)
---	UNITED STATES TREASURY	3.153	99.8988	01/17/2027	962,000,000.00	961,995,789.23	960,807,224.98	965,372,737.03	(4,565,512.05)

Summary

Cusip	Description	Yield	Market Price	Final Maturity	Par Value	Book Value	Market Value	Principal	Net Unrealized Gain/Loss
---	---	3.788	93.0349	07/09/2027	16,428,342,131.83	16,361,576,761.30	16,403,369,961.51	16,305,232,025.12	98,137,936.38

**Flores, Kate**

---

**From:** Brad Anderson <ba4612442@gmail.com>  
**Sent:** Monday, March 23, 2026 11:16 AM  
**To:** Clerk of the Board  
**Cc:** Assemblymember.Wallis@assembly.ca.gov  
**Subject:** Public Comment - Riverside County Board of Supervisors meeting of March 24, 2026 (9:30AM) - AGENDA ITEM: 2.11 (ID# 30064)

**CAUTION:** This email originated externally from the **Riverside County** email system. **DO NOT** click links or open attachments unless you recognize the sender and know the content is safe.

March 23, 2026

Riverside County Board of Supervisors (BoS)  
County Administrative Center - First Floor Board Chambers  
4080 Lemon St.  
Riverside, CA. 92501  
Attention: Clerk of the Board of Supervisors

Re: Written testimony in regards to Agenda Item: 2.11 (Treasurer Tax Collector produced Investment report - February 2026)

Dear current BoS members,

Please review my written statement listed below prior to the consideration of agenda Item: 2.11.

Please allow every Interested party (Riverside County Residents) to have knowledge of this agenda Item in a verbalize publicly announced formatted presentation.

Currently the BoS public meetings have denied residents and businesses the opportunity to review a verbalize publicly announced formatted presentation of all BoS agenda topics (Items) (Other than consent calendar agenda Items) during public meetings held under its authority.

It's clear that Riverside County officials (Treasurer Tax Collector) have collected a sizable investment amount (over 16 Billion dollars) from seizing (taking) personal real estate properties from homeowners that have NO mortgages or outstanding financial obligations (except locally sourced property taxes). Those unpaid taxes were directly influenced by Riverside County officials (COVID-19 narrative event) that TOOK property owners livelihoods and denied access to local financial support services. Combined with Riverside County officials not providing proper procedures for homeowners to avoid the county's strong-arm techniques to de-house selected individuals and impose excessive fees/fines in an attempt to take real estate and have those taken private properties REASSESS to gain a higher proportional property tax amount - FOREVERMORE.

Please don't take any further reprisal actions against my private property or person for reporting this true and accurate summary of concerns and opinions expressed.

Sincerely,

Brad Anderson | 37043 Ferber Dr. Rancho Mirage, CA. 92270  
[Ba4612442@gmail.com](mailto:Ba4612442@gmail.com)

Cc: