

**SUBMITTAL TO THE BOARD OF SUPERVISORS
COUNTY OF RIVERSIDE, STATE OF CALIFORNIA**



ITEM: 2.10
(ID # 30536)

MEETING DATE:
Tuesday, June 02, 2026


FROM : TREASURER-TAX COLLECTOR

SUBJECT: TREASURER-TAX COLLECTOR: Receive and File the Treasurer's Monthly Disclosure Report on Investments dated April 2026, All Districts. [\$0]

RECOMMENDED MOTION: That the Board of Supervisors:

1. Receives and files the 'Monthly Disclosure Report on Investments' dated April 2026.


ACTION:Consent


Matthew Jennings, Treasurer-Tax Collector 5/20/2026

MINUTES OF THE BOARD OF SUPERVISORS

On motion of Supervisor Medina, seconded by Supervisor Gutierrez and duly carried by unanimous vote, IT WAS ORDERED that the above matter is received and filed as recommended.

Ayes: Medina, Spiegel, Washington, Perez, and Gutierrez
Nays: None
Absent: None
Date: June 2, 2026
xc: Treasurer

Kimberly A. Rector
Clerk of the Board
By: 
Deputy

**SUBMITTAL TO THE BOARD OF SUPERVISORS COUNTY OF RIVERSIDE,
STATE OF CALIFORNIA**

FINANCIAL DATA	Current Fiscal Year:	Next Fiscal Year:	Total Cost:	Ongoing Cost
COST	\$ 0	\$ 0	\$ 0	\$ 0
NET COUNTY COST	\$ 0	\$ 0	\$ 0	\$ 0
SOURCE OF FUNDS: NA			Budget Adjustment: No	
			For Fiscal Year: 2025-2026	

C.E.O. RECOMMENDATION: Approve

BACKGROUND:

Summary

The County Treasurer -Tax Collector is submitting the above noted report to the County Board of Supervisors in keeping with Section 53607 of the California Government Code, which requires a quarterly report on the status of investments. The practice has been to provide the Board with a monthly report. The report gives various statistics on the portfolio as to overall composition, liquidity, credit quality on the various securities and provides several trends on earnings performance, average weighted maturity, and the portfolio's 'paper loss or gain'.



County of Riverside

TREASURER-TAX COLLECTOR'S
POOLED INVESTMENT FUND
APRIL 2026 REPORT

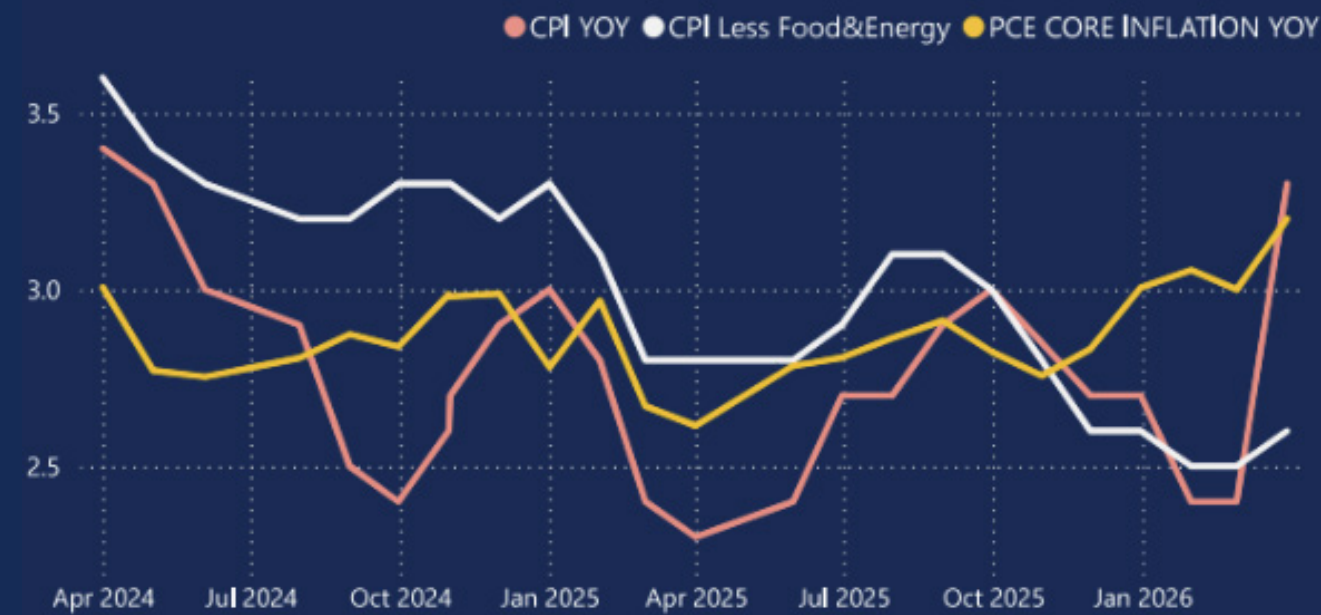


Inflation Firms as Labor Market Remains Steady

April opened with some easing of geopolitical tensions as the Iran conflict paused under a ceasefire. Even so, the partial blockage of the Strait of Hormuz kept shipping routes strained and energy prices elevated. Markets largely acknowledged the higher fuel and transport costs, but the broader economic picture continued to be shaped more by incoming data than by the headlines.

Employment remained solid. Payrolls grew by 178,000 for the month, and the unemployment rate edged down to 4.3% from 4.4% in March. The data suggested ongoing expansion, even as higher energy and goods costs filtered through parts of the economy. Inflation indicators moved higher: headline CPI rose 3.3% year-over-year, and PPI firmed to 4.0%. Price pressures also appeared in business surveys, with the ISM Services “prices paid” component increasing. In addition to the rise in energy-related costs, April’s data pointed to firmer prices in several core service categories, suggesting that the inflation pickup was broader than a single source.

Inflation



Source: Bureau of Economic Analysis & Bureau of Labor Statistics

Yields rose in response. Treasury rates moved modestly upward through the month, with the two-year ending at 3.87% and the five-year at 4.00%. Mortgage rates climbed accordingly, contributing to a decline in homebuilder sentiment. The National Association of Home Builders Index dipped from 38 to 34, reflecting higher financing costs rather than a shift in underlying demand.

Riverside County’s housing market remained stable within its long-running range. According to C.A.R., the median home price in recent months has held near the mid-\$600,000s, consistent with the pattern seen since 2022. Inventory remains tight, and the region’s mix of healthcare, logistics, and service jobs continues to support demand even as affordability challenges persist.

Riverside County Median Home Price



Source: C.A.R.

The Federal Reserve met late in April and kept the federal funds target unchanged at 3.50% to 3.75%. With inflation readings firming, investors reduced expectations for near-term policy easing, and some even began to consider the possibility of additional tightening. For the Treasurer’s Pooled Investment Fund, a steadier-for-longer policy stance continues to support earnings through elevated short-term rates and attractive reinvestment opportunities.

Equity markets reflected the mixed environment of higher yields and steady economic data, with the Dow ending the month at 49,600, up from 46,500.

Throughout April, the portfolio’s focus remained unchanged: maintain liquidity, prioritize high-quality investments, and take advantage of favorable short-term yields in an environment where Federal Reserve policy is likely to remain on hold.

INVESTMENT RESULTS

Objective

The Fund seeks to safeguard the principal of the funds under the Treasurer's control, meet the liquidity needs of the depositors, and to maximize a return on the funds within the given parameters. The Fund invests exclusively in high-quality, short-term securities maturing within 5 years. The Fund is comprised of contributions from the county, schools, special districts, and other discretionary depositors throughout the County of Riverside. The Fund is in full compliance with the Treasurer-Tax Collector Statement of Policy and California Government Code.

\$ 18.19bn
Market Value

\$ 18.16bn
Principal

\$ 35.50M
Unrealized Gain/Loss

0.20
Unrealized Gain/Loss %

3.83
YTM %

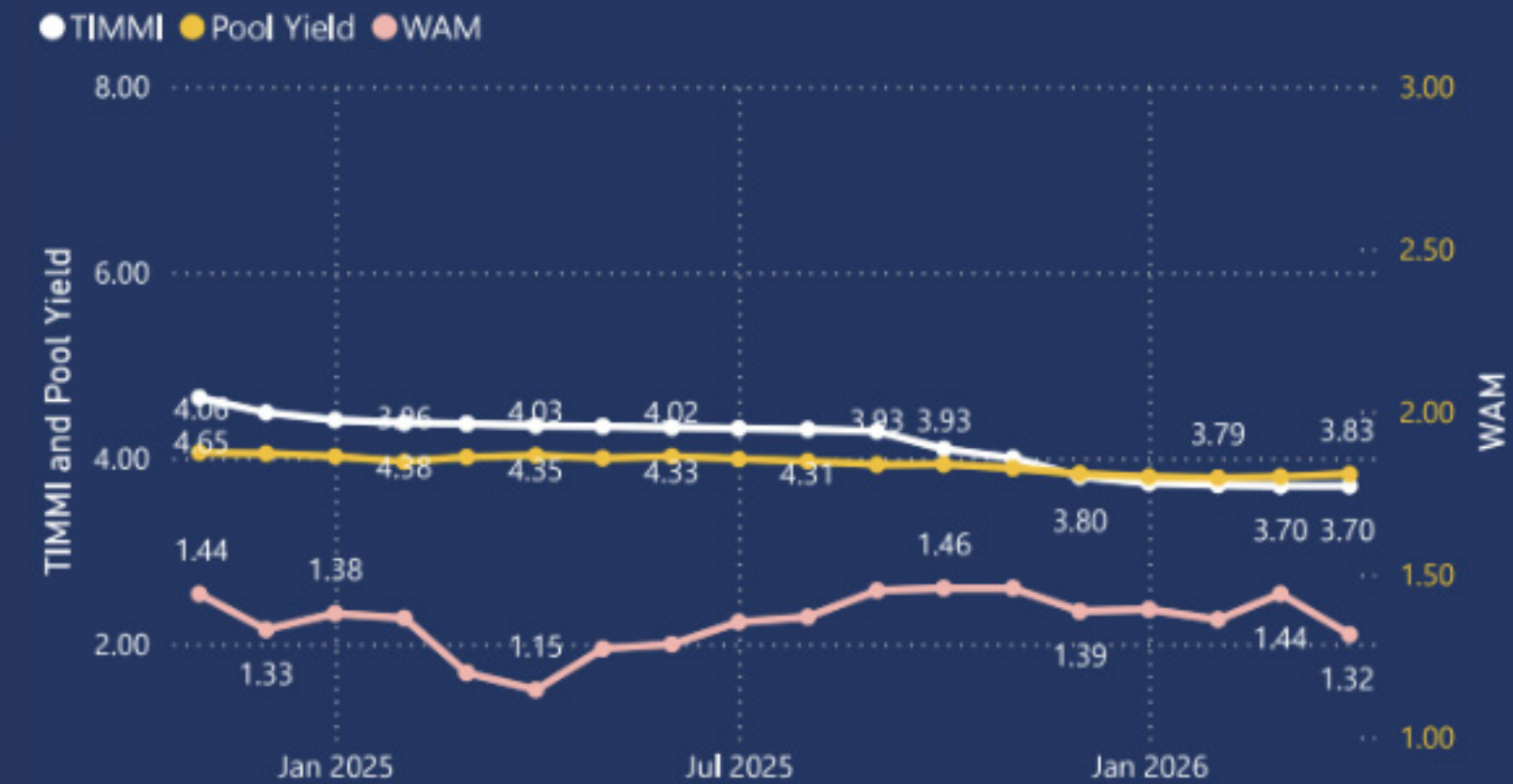
1.31
WAM (Yrs)

Rated AA Af/S1 by Fitch Ratings, one of the nation's most trusted bond credit rating services.

Historical Fund Size



Purchase Yield vs TIMMI Index



SUMMARY

Federal Home Loan Banks

3,676,082,062.01

Federal Home Loan Mortgage Corporation

2,611,501,363.87

Federal National Mortgage Association

2,353,463,229.03

United States

1,557,825,128.50

Federal Farm Credit Banks Funding Corporat...

1,462,095,131.25

Johnson & Johnson

813,694,699.70

Toronto-Dominion Bank - New York Branch

540,000,000.00

BONY

500,000,000.00

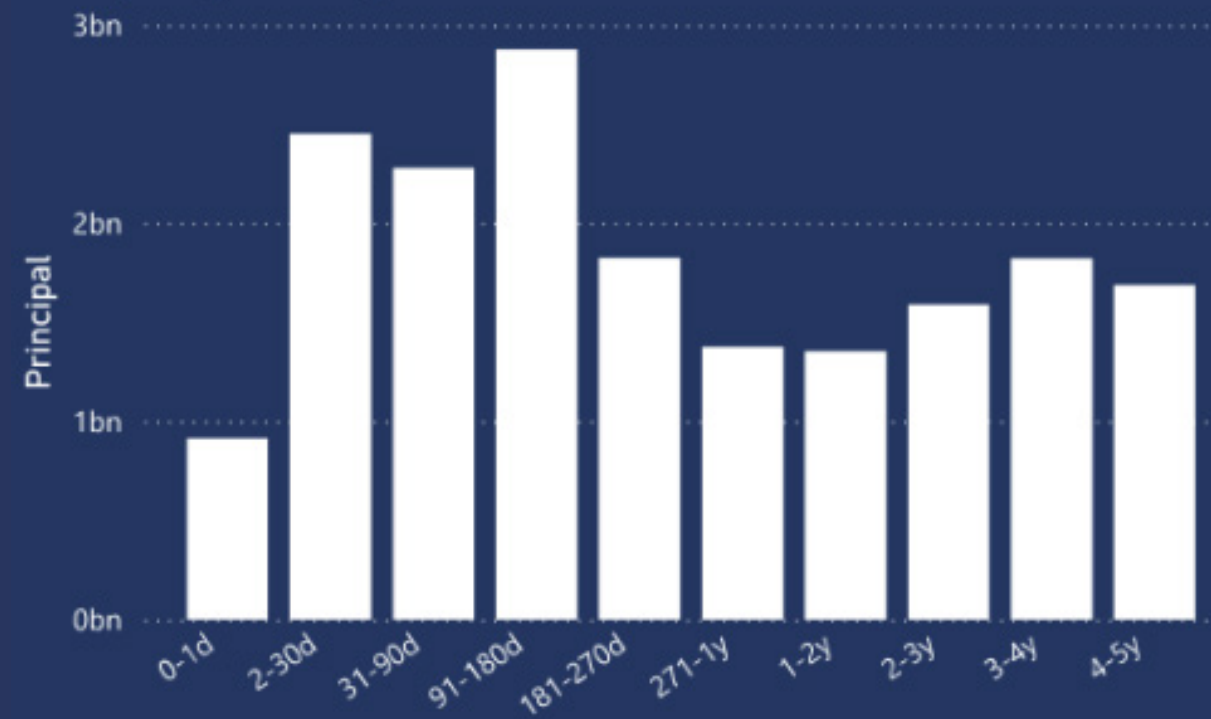
International Bank for Reconstruction and D...

490,373,410.25

Bank of America, National Association

475,000,000.00

Principal by Maturity



Cash Flows

Month-Year	Projected Receipts	Projected Maturities	Projected Payments	Net Cash
May-26	1,418,410,086.58	3,248,842,877.71	2,906,956,488.14	1,760,296,476.15
Jun-26	2,007,976,363.45	1,268,276,102.21	2,142,070,979.35	1,134,181,486.31
Jul-26	962,081,118.65	1,088,119,510.44	2,457,489,509.58	-407,288,880.49
Aug-26	1,320,079,187.43	674,790,968.25	1,760,677,804.44	234,192,351.24
Sep-26	1,801,447,468.42	1,162,901,323.75	1,581,578,414.83	1,382,770,377.34
Oct-26	2,061,594,726.18	1,216,559,230.10	1,891,493,182.82	1,386,660,773.46
Nov-26	1,881,779,558.41	345,557,086.17	1,627,499,466.46	599,837,178.13
Dec-26	4,072,710,339.58	295,749,555.63	2,008,414,648.51	2,360,045,246.70
Jan-27	1,898,357,406.81	1,159,002,045.47	3,034,747,265.47	22,612,186.80
Feb-27	2,293,386,555.93	628,780,600.52	2,546,817,652.85	375,349,503.60
Mar-27	3,517,053,338.52	184,529,708.72	3,259,694,976.62	441,888,070.63
Apr-27	4,241,701,684.34	180,942,732.91	2,764,525,728.69	1,658,118,688.56
Total	27,476,577,834.30	11,454,051,741.88	27,981,966,117.76	10,948,663,458.42



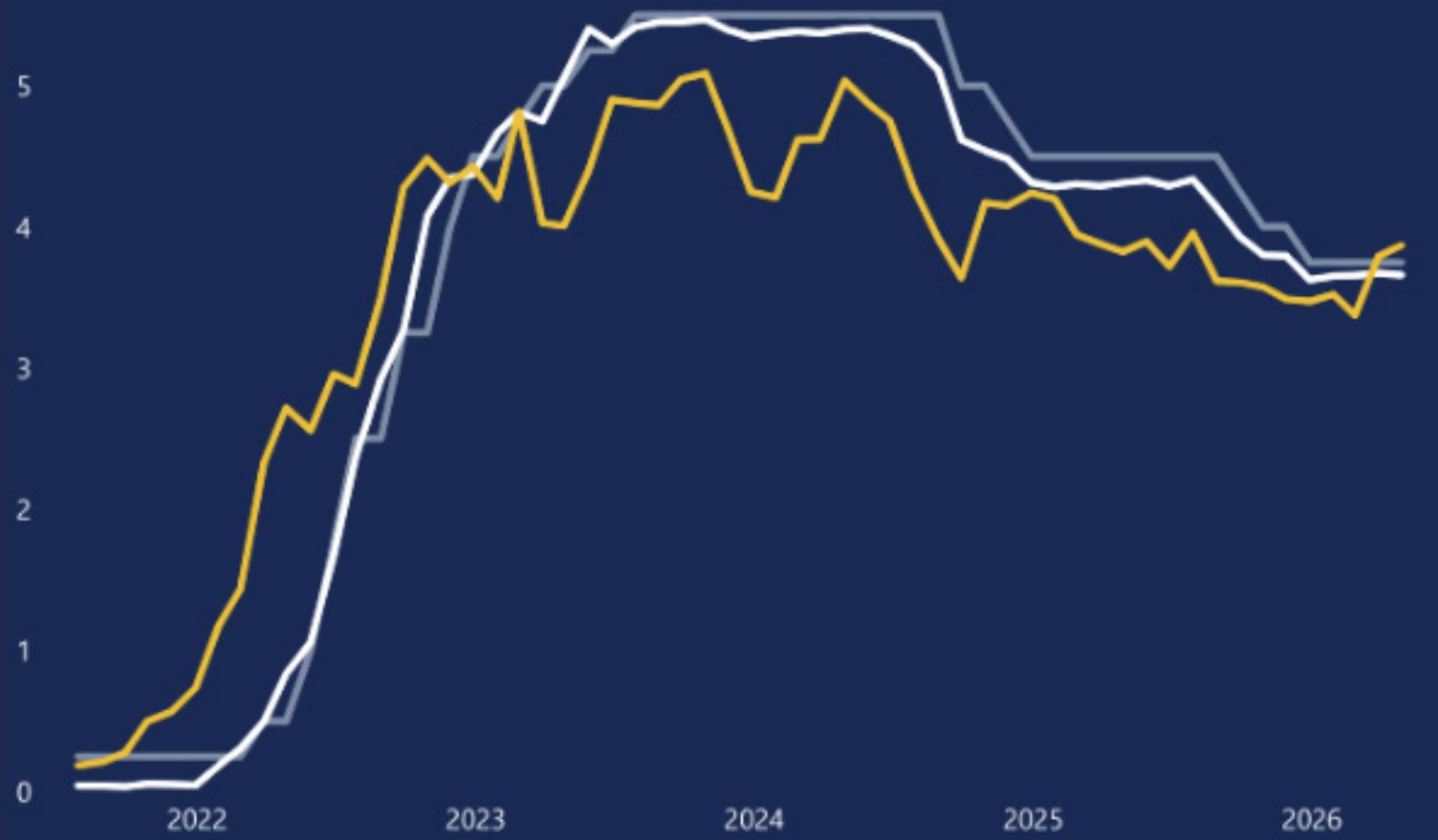
Holdings Summary

Category	Principal	WAM	YTM
Agency	10,372,710,319.52	1.98	3.91
CD	1,630,000,000.00	0.14	3.81
Corporate	655,830,760.28	0.66	3.89
CP	2,300,280,173.87	0.17	3.77
MM Fund	299,000,000.00	0.00	3.57
Muni	139,726,751.80	1.67	4.23
Mutual Fund	113,000,000.00	0.00	3.74
Non-US Gov	590,022,924.14	0.57	3.87
Repo	500,000,000.00	0.00	3.64
US Gov	1,557,825,128.50	1.02	3.43
Total	18,158,396,058.11	1.31	3.83

MARKET DATA

Treasury Rates

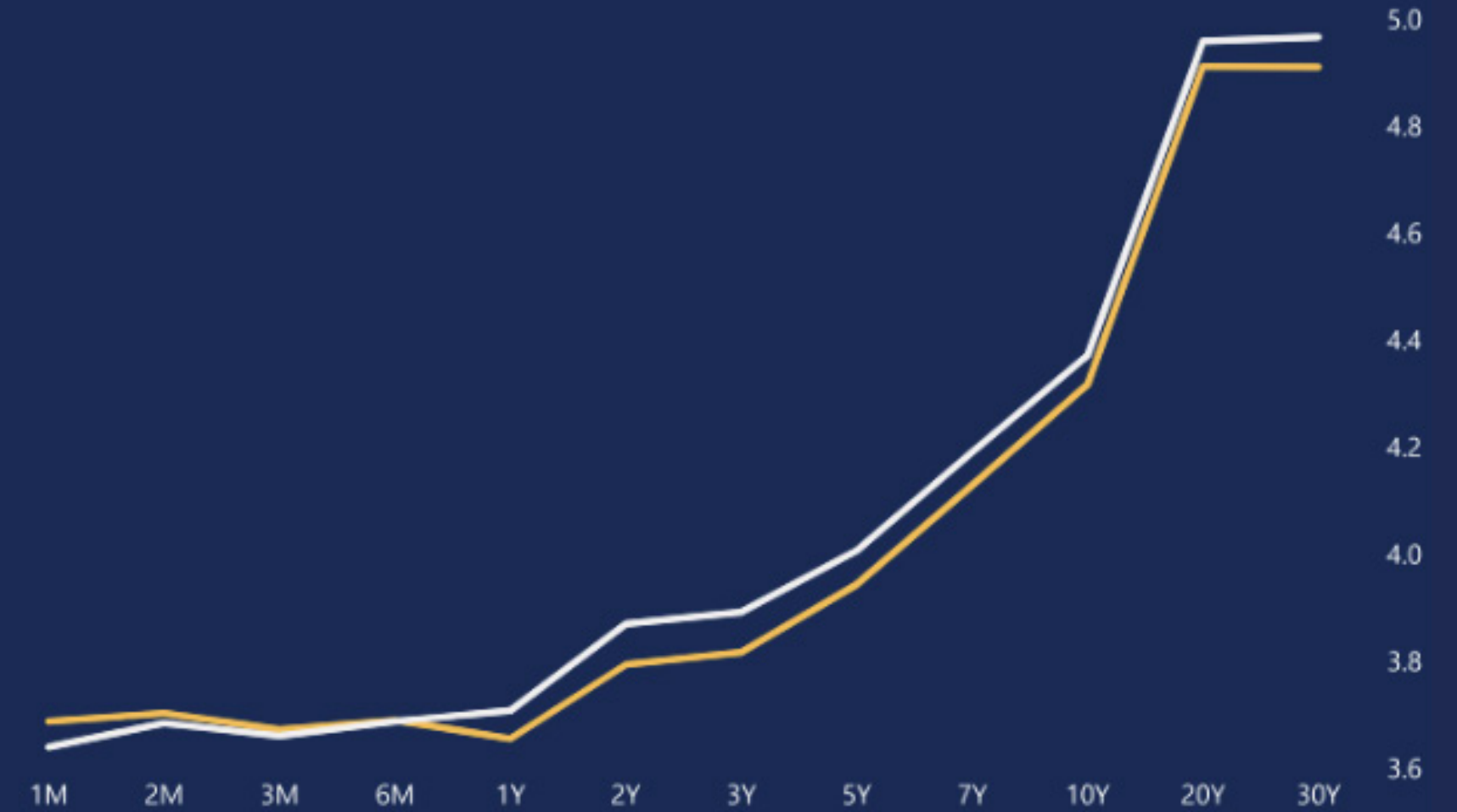
● FED TARGET RATE ● 3-MO UST ● 2-YR UST



Source: Bloomberg L.P.

US Treasury Yield Curve

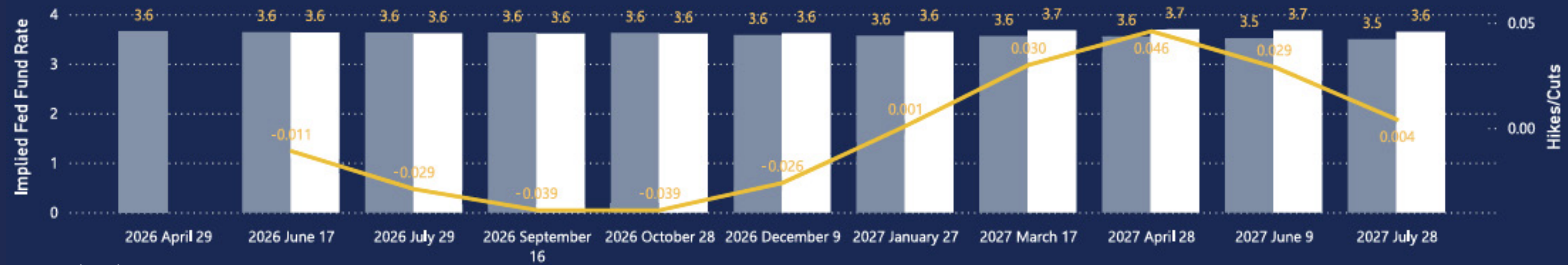
● Start of Month ● End of Month



Source: Bloomberg L.P.

Implied Fed Funds Rate and Rate Change

● Start of Month ● End of the Month ● Rate Cuts/Hikes



Source: Bloomberg L.P.

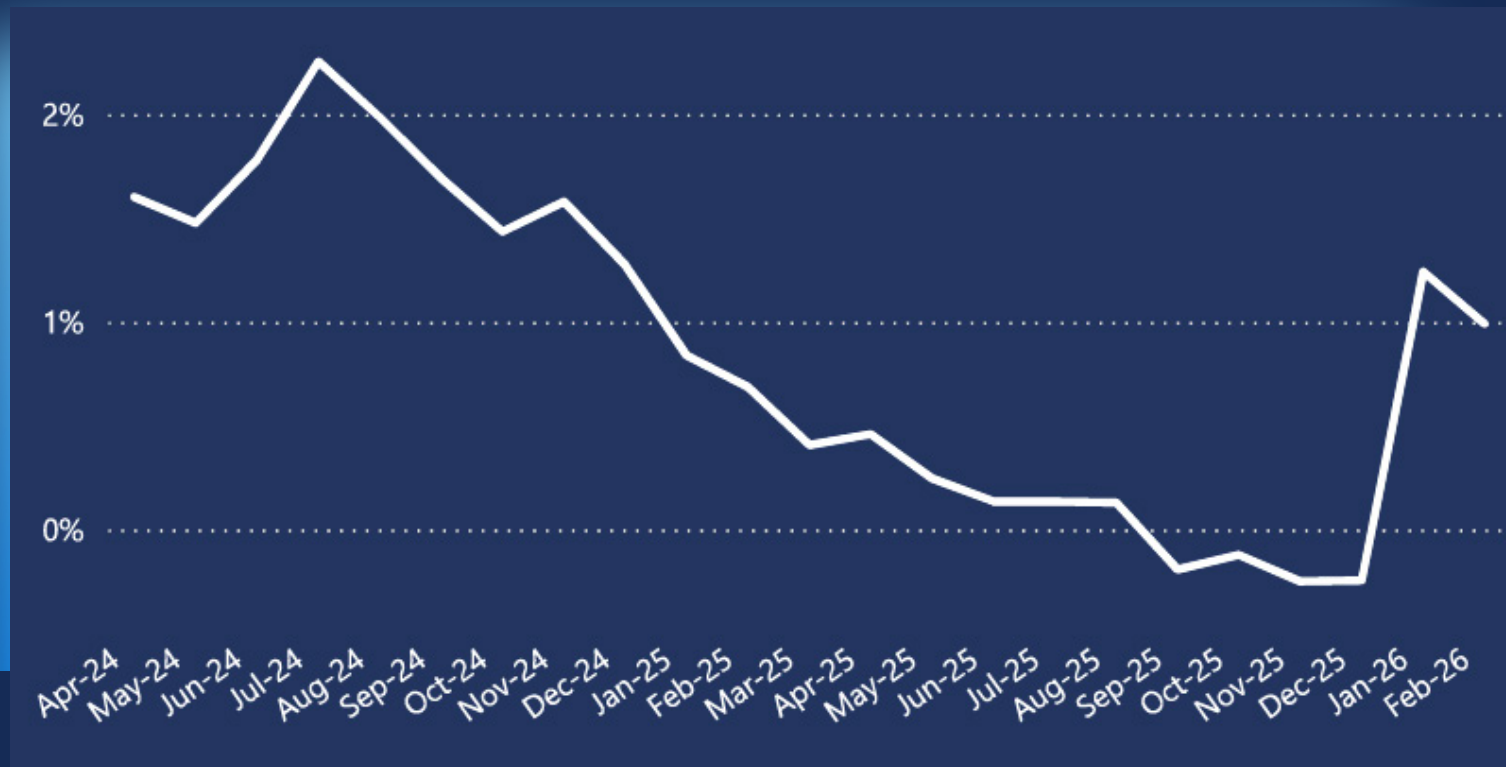
ECONOMICS

U.S. Unemployment Rates (%)

February			
2025	4.10	5.40	5.10
Year	United States	California	Riverside County
February			
2026	4.40	5.40	5.30
Year	United States	California	Riverside County

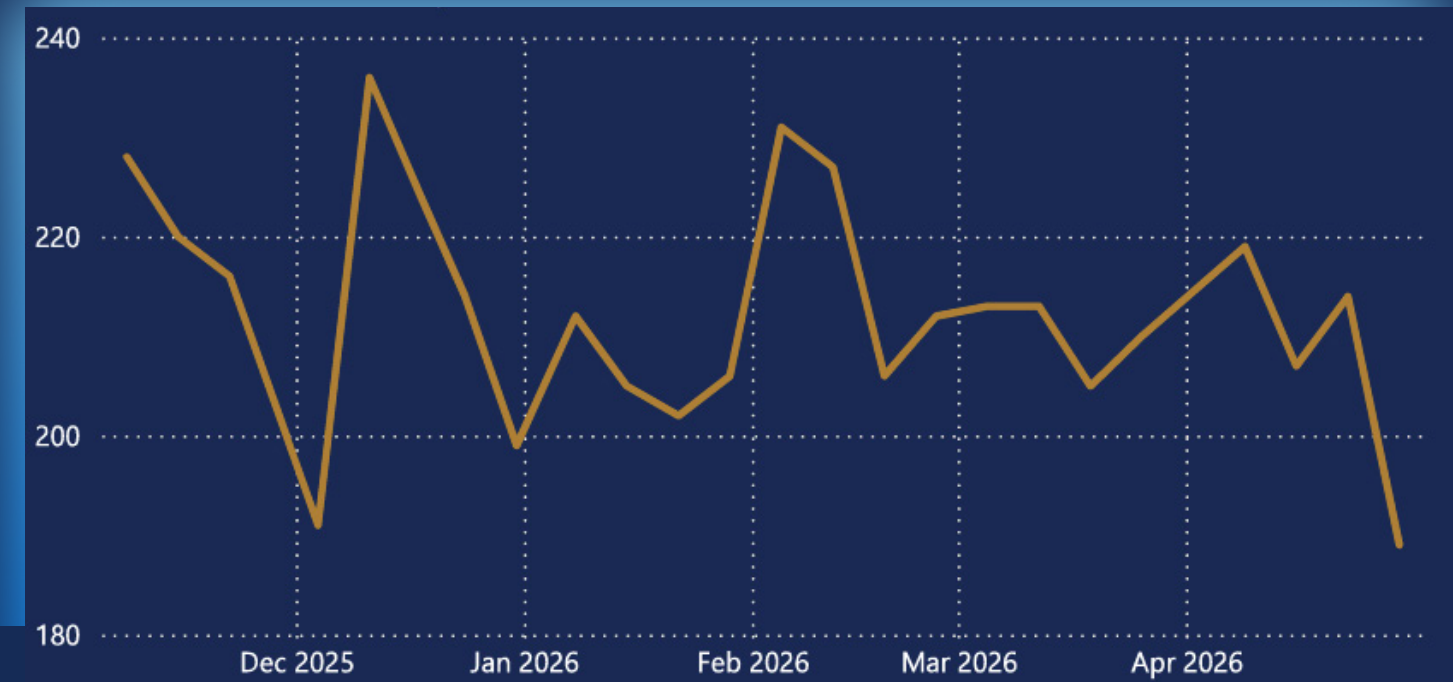
Source: Bureau of Labor Statistics

Riverside MSA Nonfarm Payroll (%Change)



Source: Bureau of Labor Statistics

U.S. Initial Jobless Claims by Month



Source: Department of Labor

COMPLIANCE STATEMENT

The Treasurer's Pooled Investment Fund was in full compliance with the County of Riverside Treasurer's Statement of Investment Policy as of month-end. The County's Statement of Investment Policy is more restrictive than California State Government Code 53646. The County's Investment Policy is reviewed annually by the County of Riverside's Oversight Committee and approved by the Board of Supervisors.

Since its inception, the Treasurer's Pooled Investment Fund has been in full compliance with the Treasurer's Statement of Investment Policy.

Investment Category	Gov. Authorized % Limit	Gov. Code Maximum Maturity	Gov. Ratings	Co. Authorized % Limit	Co. Maximum Maturity	Co. Ratings	Pool Principal %
U.S. TREASURIES	NO LIMIT	5 YEARS	NA	100%	5 YEARS	NA	8.58%
REVERSE REPOS	20%	92 DAYS	NA	10%	60 DAYS	NA	
REPURCHASE AGREEMENTS (REPO)	NO LIMIT	1 YEARS	NA	40% max, 25% in term repo over 7 days	45 DAYS	NA	2.75%
NEGOTIABLE CERTIFICATE OF DEPOSITS & COLLATERALIZED TIME DEPOSITS (NCD & TCD)	30%	5 YEARS	NA	20%	2 YEAR	A1/P1/F1	8.98%
MUNICIPAL BONDS (MUNI)	NO LIMIT	5 YEARS	NA	15%	5 YEARS	AA-/Aa3/AA-	0.77%
MONEY MARKET MUTUAL FUNDS (MMF)	20%	60 DAYS (1)	AAA/Aaa (2)	20%	DAILY LIQUIDITY	AAA by 2 Of 3 RATINGS AGC.	1.65%
MEDIUM TERM NOTES (MTNO) CORPORATE NOTES	30%	5 YEARS	A	20%	4 YEARS	A/A2/A	3.61%
LOCAL AGENCY OBLIGATIONS (LAO)	NO LIMIT	5 YEARS	NA	2.5%	3 YEARS	INVESTMENT GRADE	
LOCAL AGENCY INVESTMENT FUND (LAIF)	NA	NA	NA	Max \$50 million	DAILY LIQUIDITY	NA	
JOINT POWERS AUTHORITY POOL, CLTR, CAMP	NA	NA	NA	2%	DAILY LIQUIDITY	NA	0.62%
INT'L BANK FOR RECONSTRUCTION AND DEVELOPMENT, INT'L FINANCE CORPORATION, AND INTER-AMERICAN DEVELOPMENT BANK	NA	NA	NA	20%	5 YEARS	AA/Aa/AA	3.25%
FEDERAL AGENCIES	NO LIMIT	5 YEARS	AAA	100%	5 YEARS	NA	57.12%
COMMERCIAL PAPER (CP)	40%	397 DAYS	A1/P1	40%	397 DAYS	A1/P1/F1	12.67%
CASH/DEPOSIT ACCOUNT	NA	NA	NA	20%	NA	NA	
Total							100.00%





INVESTMENT TEAM

The sound investment of public funds, fair, efficient tax collection, and exceptional public service

Matthew Jennings
Treasurer-Tax Collector

Giovane Pizano
Assistant Treasurer-Tax Collector

John Byerly
Chief Investment Officer

Steve Faeth
Senior Investment Officer

Isela Licea
Investment Officer



The sound investment of public funds, fair, efficient tax collection, and exceptional public service

COUNTY OF RIVERSIDE
TREASURER-TAX COLLECTOR
CAPITAL MARKETS
COUNTY ADMINISTRATIVE CENTER
4080 LEMON STREET, 4TH FLOOR,
RIVERSIDE, CA 92501



<https://countytreasurer.org/>



<https://www.facebook.com/profile.php?id=61551938128471>



<https://instagram.com/rivcotte>



rcttc@rivco.org



SCAN QR CODE TO
Explore our Website



Jessica Roberson

Content Creator



Paola Vertiz

Managing Editor



Cusip	Description	Yield	Market Price	Final Maturity	Par Value	Book Value	Market Value	Principal	Net Unrealized Gain/Loss
3133EWMF4	FEDERAL FARM CREDIT BANKS FUNDING CORP	4.330	99.2949	04/22/2031	25,000,000.00	25,000,000.00	24,823,725.00	25,000,000.00	(176,275.00)
3133EWL00	FEDERAL FARM CREDIT BANKS FUNDING CORP	4.000	98.9592	04/16/2031	20,000,000.00	20,000,000.00	19,791,840.00	20,000,000.00	(208,160.00)
3133EWL88	FEDERAL FARM CREDIT BANKS FUNDING CORP	4.330	99.3651	04/15/2031	15,000,000.00	15,000,000.00	14,904,765.00	15,000,000.00	(95,235.00)
3136GCV58	FEDERAL NATIONAL MORTGAGE ASSOCIATION	4.850	100.1315	04/02/2031	15,000,000.00	15,000,000.00	15,019,725.00	15,000,000.00	19,725.00
3136GCVF6	FEDERAL NATIONAL MORTGAGE ASSOCIATION	4.530	99.7915	03/26/2031	25,000,000.00	25,000,000.00	24,947,875.00	25,000,000.00	(52,125.00)
3136GCT47	FEDERAL NATIONAL MORTGAGE ASSOCIATION	4.320	99.2349	03/12/2031	25,000,000.00	25,000,000.00	24,808,725.00	25,000,000.00	(191,275.00)
3136GCSW6	FEDERAL NATIONAL MORTGAGE ASSOCIATION	4.320	99.2349	03/12/2031	25,000,000.00	25,000,000.00	24,808,725.00	25,000,000.00	(191,275.00)
3130B9TR1	FEDERAL HOME LOAN BANKS	4.381	99.3464	03/05/2031	25,000,000.00	25,000,000.00	24,836,600.00	25,000,000.00	(163,400.00)
3136GCPQ2	FEDERAL NATIONAL MORTGAGE ASSOCIATION	4.250	99.0701	03/04/2031	25,000,000.00	25,000,000.00	24,767,525.00	25,000,000.00	(232,475.00)
3136GCPP4	FEDERAL NATIONAL MORTGAGE ASSOCIATION	4.220	98.9748	03/03/2031	50,000,000.00	50,000,000.00	49,487,400.00	50,000,000.00	(512,600.00)
3134HCVL0	FEDERAL HOME LOAN MORTGAGE CORP	4.125	98.7852	02/20/2031	50,000,000.00	50,000,000.00	49,392,600.00	50,000,000.00	(607,400.00)
3134HCVL0	FEDERAL HOME LOAN MORTGAGE CORP	4.125	98.7852	02/20/2031	15,000,000.00	15,000,000.00	14,817,780.00	15,000,000.00	(182,220.00)
3136GC4L6	FEDERAL NATIONAL MORTGAGE ASSOCIATION	4.240	99.3452	11/13/2030	25,000,000.00	25,000,000.00	24,836,300.00	25,000,000.00	(163,700.00)
3130B8BF8	FEDERAL HOME LOAN BANKS	4.045	98.4873	11/06/2030	25,000,000.00	24,903,990.96	24,621,825.00	24,893,750.00	(271,925.00)
3130B7SY1	FEDERAL HOME LOAN BANKS	3.750	98.0578	09/30/2030	25,000,000.00	25,000,000.00	24,514,450.00	25,000,000.00	(485,550.00)
3133ETLF2	FEDERAL FARM CREDIT BANKS FUNDING CORP	4.390	99.8046	06/17/2030	25,000,000.00	25,000,000.00	24,951,150.00	25,000,000.00	(48,850.00)
3130B6SF4	FEDERAL HOME LOAN BANKS	4.125	99.5663	06/14/2030	10,000,000.00	10,000,000.00	9,956,630.00	10,000,000.00	(43,370.00)
3130B8SU2	FEDERAL HOME LOAN BANKS	4.000	99.0409	04/16/2030	15,000,000.00	15,000,000.00	14,856,135.00	15,000,000.00	(143,865.00)
3133EWWK1	FEDERAL FARM CREDIT BANKS FUNDING CORP	4.050	99.2130	04/10/2030	15,000,000.00	15,000,000.00	14,881,950.00	15,000,000.00	(118,050.00)
3136GD2K8	FEDERAL NATIONAL MORTGAGE ASSOCIATION	4.430	99.8238	04/09/2030	15,000,000.00	15,000,000.00	14,973,570.00	15,000,000.00	(26,430.00)
3136GCS30	FEDERAL NATIONAL MORTGAGE ASSOCIATION	4.000	98.9624	03/18/2030	30,000,000.00	30,000,000.00	29,688,720.00	30,000,000.00	(311,280.00)
3136GCUV8	FEDERAL NATIONAL MORTGAGE ASSOCIATION	4.300	99.6689	03/18/2030	25,000,000.00	25,000,000.00	24,917,225.00	25,000,000.00	(82,775.00)
3136GCPB5	FEDERAL NATIONAL MORTGAGE ASSOCIATION	4.000	98.9502	02/27/2030	30,000,000.00	30,000,000.00	29,685,060.00	30,000,000.00	(314,940.00)
3130B9LH1	FEDERAL HOME LOAN BANKS	3.825	98.5131	02/26/2030	15,000,000.00	15,000,000.00	14,776,965.00	15,000,000.00	(223,035.00)
3133ET7M3	FEDERAL FARM CREDIT BANKS FUNDING CORP	3.892	98.6663	01/14/2030	10,000,000.00	9,992,580.82	9,866,630.00	9,992,000.00	(125,370.00)
3133ET7M3	FEDERAL FARM CREDIT BANKS FUNDING CORP	3.918	98.6663	01/14/2030	15,000,000.00	14,975,300.56	14,799,945.00	14,973,750.00	(173,805.00)
3134HCMH9	FEDERAL HOME LOAN MORTGAGE CORP	4.014	99.1120	01/07/2030	10,000,000.00	9,995,364.76	9,911,200.00	9,995,000.00	(83,800.00)
3134HCDS5	FEDERAL HOME LOAN MORTGAGE CORP	4.000	99.1183	12/04/2029	10,000,000.00	10,000,000.00	9,911,830.00	10,000,000.00	(88,170.00)
31424WRN4	FEDERAL AGRICULTURAL MORTGAGE CORP	4.653	100.1911	11/27/2029	15,000,000.00	14,993,884.83	15,028,665.00	14,991,450.00	37,215.00
31424WRG9	FEDERAL AGRICULTURAL MORTGAGE CORP	4.550	100.4554	11/26/2029	20,000,000.00	20,000,000.00	20,091,080.00	20,000,000.00	91,080.00
3133ET500	FEDERAL FARM CREDIT BANKS FUNDING CORP	4.213	99.5204	11/26/2029	20,000,000.00	19,990,937.50	19,904,080.00	19,990,000.00	(85,920.00)
3130B3LE1	FEDERAL HOME LOAN BANKS	4.420	100.1758	11/05/2029	15,000,000.00	15,000,000.00	15,026,370.00	15,000,000.00	26,370.00
3133EK4C7	FEDERAL FARM CREDIT BANKS FUNDING CORP	4.347	93.8795	10/29/2029	15,000,000.00	13,982,574.81	14,081,925.00	13,549,950.00	531,975.00
3130B7RM8	FEDERAL HOME LOAN BANKS	4.100	99.3773	09/26/2029	15,000,000.00	15,000,000.00	14,906,595.00	15,000,000.00	(93,405.00)
3133ETZB6	FEDERAL FARM CREDIT BANKS FUNDING CORP	4.010	99.1768	09/24/2029	50,000,000.00	50,000,000.00	49,588,400.00	50,000,000.00	(411,600.00)
3133ERPS4	FEDERAL FARM CREDIT BANKS FUNDING CORP	3.732	99.1623	08/15/2029	10,000,000.00	10,005,331.98	9,916,230.00	10,008,100.00	(91,870.00)
3130B2HC2	FEDERAL HOME LOAN BANKS	4.200	99.5776	08/13/2029	20,000,000.00	20,000,000.00	19,915,520.00	20,000,000.00	(84,480.00)
3130B2S00	FEDERAL HOME LOAN BANKS	4.710	100.2326	07/30/2029	15,000,000.00	15,000,000.00	15,034,890.00	15,000,000.00	34,890.00
3134HCQS1	FEDERAL HOME LOAN MORTGAGE CORP	3.992	99.2660	07/23/2029	30,000,000.00	30,000,000.00	29,779,800.00	30,000,000.00	(220,200.00)
3133ET2L0	FEDERAL FARM CREDIT BANKS FUNDING CORP	3.875	99.0178	06/01/2029	10,000,000.00	10,000,000.00	9,901,780.00	10,000,000.00	(98,220.00)
3130B6J49	FEDERAL HOME LOAN BANKS	4.150	99.8470	05/21/2029	15,000,000.00	15,000,000.00	14,977,050.00	15,000,000.00	(22,950.00)
3136GAZA0	FEDERAL NATIONAL MORTGAGE ASSOCIATION	4.000	99.3584	04/24/2029	25,000,000.00	25,000,000.00	24,839,600.00	25,000,000.00	(160,400.00)
3130B0TF6	FEDERAL HOME LOAN BANKS	4.750	100.7474	04/09/2029	10,000,000.00	10,000,000.00	10,074,740.00	10,000,000.00	74,740.00
3130B9WB2	FEDERAL HOME LOAN BANKS	4.000	99.4376	03/23/2029	15,000,000.00	15,000,000.00	14,915,640.00	15,000,000.00	(84,360.00)
3130B7QH0	FEDERAL HOME LOAN BANKS	4.000	99.4186	03/12/2029	25,000,000.00	25,000,000.00	24,854,650.00	25,000,000.00	(145,350.00)
3134HCZA0	FEDERAL HOME LOAN MORTGAGE CORP	4.231	99.6571	03/12/2029	25,000,000.00	24,945,369.08	24,914,275.00	24,943,750.00	(29,475.00)
3134HCXT1	FEDERAL HOME LOAN MORTGAGE CORP	4.000	99.3465	03/09/2029	30,000,000.00	30,000,000.00	29,803,950.00	30,000,000.00	(196,050.00)
3133ERSD9	FEDERAL FARM CREDIT BANKS FUNDING CORP	4.490	100.2192	03/05/2029	10,000,000.00	10,000,000.00	10,021,920.00	10,000,000.00	21,920.00
3133ETP92	FEDERAL FARM CREDIT BANKS FUNDING CORP	4.031	99.3660	02/05/2029	20,000,000.00	19,974,274.81	19,873,200.00	19,970,000.00	(96,800.00)
3134HCNV7	FEDERAL HOME LOAN MORTGAGE CORP	4.000	99.4735	01/09/2029	50,000,000.00	50,000,000.00	49,736,750.00	50,000,000.00	(263,250.00)
3133ET4K0	FEDERAL FARM CREDIT BANKS FUNDING CORP	3.800	99.1193	12/18/2028	10,000,000.00	10,000,000.00	9,911,930.00	10,000,000.00	(88,070.00)
3133ET4K0	FEDERAL FARM CREDIT BANKS FUNDING CORP	3.800	99.1193	12/18/2028	10,000,000.00	10,000,000.00	9,911,930.00	10,000,000.00	(88,070.00)
3134HCN20	FEDERAL HOME LOAN MORTGAGE CORP	4.000	99.5061	12/18/2028	20,000,000.00	20,000,000.00	19,901,220.00	20,000,000.00	(98,780.00)
3136GCB38	FEDERAL NATIONAL MORTGAGE ASSOCIATION	3.780	99.0977	12/18/2028	10,000,000.00	10,000,000.00	9,909,770.00	10,000,000.00	(90,230.00)
3134HCJW0	FEDERAL HOME LOAN MORTGAGE CORP	3.950	99.4536	12/18/2028	20,000,000.00	20,000,000.00	19,890,720.00	20,000,000.00	(109,280.00)
3133ET3P0	FEDERAL FARM CREDIT BANKS FUNDING CORP	4.212	100.1973	12/04/2028	10,000,000.00	10,000,000.00	10,019,730.00	10,000,000.00	19,730.00
3130B8NM0	FEDERAL HOME LOAN BANKS	3.875	99.2947	11/20/2028	15,000,000.00	15,000,000.00	14,894,205.00	15,000,000.00	(105,795.00)
3130B9HG8	FEDERAL HOME LOAN BANKS	3.752	99.1141	11/13/2028	15,000,000.00	15,000,000.00	14,867,115.00	15,000,000.00	(132,885.00)
3133ETR82	FEDERAL FARM CREDIT BANKS FUNDING CORP	3.876	99.2367	11/10/2028	10,000,000.00	9,991,452.36	9,923,670.00	9,990,000.00	(66,330.00)
3130B3LA9	FEDERAL HOME LOAN BANKS	4.428	100.1856	11/06/2028	15,000,000.00	15,000,000.00	15,027,840.00	15,000,000.00	27,840.00
3130AXQC5	FEDERAL HOME LOAN BANKS	5.210	100.7010	11/03/2028	25,000,000.00	25,000,000.00	25,175,250.00	25,000,000.00	175,250.00
3133ETN29	FEDERAL FARM CREDIT BANKS FUNDING CORP	4.468	100.2634	10/27/2028	25,000,000.00	25,000,000.00	25,065,850.00	25,000,000.00	65,850.00

3130AXL48	FEDERAL HOME LOAN BANKS	5.300	100.7015	10/20/2028	40,000,000.00	40,000,000.00	40,280,600.00	40,000,000.00	280,600.00
3133ETJ40	FEDERAL FARM CREDIT BANKS FUNDING CORP	4.513	100.2609	10/20/2028	15,000,000.00	15,000,000.00	15,039,135.00	15,000,000.00	39,135.00
3134HBZ61	FEDERAL HOME LOAN MORTGAGE CORP	4.000	99.6481	10/20/2028	23,000,000.00	23,000,000.00	22,919,063.00	23,000,000.00	(80,937.00)
3134HBY39	FEDERAL HOME LOAN MORTGAGE CORP	4.000	99.6362	10/17/2028	25,000,000.00	25,000,000.00	24,909,050.00	25,000,000.00	(90,950.00)
3130B5VA3	FEDERAL HOME LOAN BANKS	4.000	99.6919	10/16/2028	10,000,000.00	10,000,000.00	9,969,190.00	10,000,000.00	(30,810.00)
3133ETH42	FEDERAL FARM CREDIT BANKS FUNDING CORP	3.840	99.2811	10/16/2028	25,000,000.00	25,000,000.00	24,820,275.00	25,000,000.00	(179,725.00)
3133ETF28	FEDERAL FARM CREDIT BANKS FUNDING CORP	4.360	100.2585	10/13/2028	25,000,000.00	25,000,000.00	25,064,625.00	25,000,000.00	64,625.00
3133ETF28	FEDERAL FARM CREDIT BANKS FUNDING CORP	4.360	100.2585	10/13/2028	25,000,000.00	25,000,000.00	25,064,625.00	25,000,000.00	64,625.00
3133EPWM3	FEDERAL FARM CREDIT BANKS FUNDING CORP	5.040	100.4803	09/22/2028	25,000,000.00	25,000,000.00	25,120,075.00	25,000,000.00	120,075.00
3133ETXG7	FEDERAL FARM CREDIT BANKS FUNDING CORP	4.626	100.2601	09/11/2028	10,000,000.00	10,000,000.00	10,026,010.00	10,000,000.00	26,010.00
3130AWTR1	FEDERAL HOME LOAN BANKS	4.346	100.8557	09/08/2028	5,000,000.00	5,002,874.71	5,042,785.00	5,006,100.00	36,685.00
3133ETTD9	FEDERAL FARM CREDIT BANKS FUNDING CORP	3.857	99.4227	08/18/2028	9,375,000.00	9,369,611.09	9,320,878.13	9,367,968.75	(47,090.63)
3133ETTC1	FEDERAL FARM CREDIT BANKS FUNDING CORP	4.080	99.6816	08/14/2028	25,000,000.00	25,000,000.00	24,920,400.00	25,000,000.00	(79,600.00)
3133ETTC1	FEDERAL FARM CREDIT BANKS FUNDING CORP	4.080	99.6816	08/14/2028	25,000,000.00	25,000,000.00	24,920,400.00	25,000,000.00	(79,600.00)
3133ETTC1	FEDERAL FARM CREDIT BANKS FUNDING CORP	4.080	99.6816	08/14/2028	25,000,000.00	25,000,000.00	24,920,400.00	25,000,000.00	(79,600.00)
3134HA4S9	FEDERAL HOME LOAN MORTGAGE CORP	4.550	100.1915	07/28/2028	3,250,000.00	3,250,000.00	3,256,223.75	3,250,000.00	6,223.75
3133ETRC3	FEDERAL FARM CREDIT BANKS FUNDING CORP	4.230	99.9068	07/28/2028	25,000,000.00	25,000,000.00	24,976,700.00	25,000,000.00	(23,300.00)
3133ETRC3	FEDERAL FARM CREDIT BANKS FUNDING CORP	4.230	99.9068	07/28/2028	25,000,000.00	25,000,000.00	24,976,700.00	25,000,000.00	(23,300.00)
3130B23Z6	FEDERAL HOME LOAN BANKS	4.650	100.2047	07/24/2028	15,000,000.00	15,000,000.00	15,030,705.00	15,000,000.00	30,705.00
3133ETPR2	FEDERAL FARM CREDIT BANKS FUNDING CORP	4.000	99.7835	07/14/2028	15,000,000.00	15,000,000.00	14,967,525.00	15,000,000.00	(32,475.00)
3133ET6X0	FEDERAL FARM CREDIT BANKS FUNDING CORP	3.782	99.2587	07/13/2028	15,000,000.00	14,986,674.03	14,888,805.00	14,985,000.00	(96,195.00)
3134HCHS1	FEDERAL HOME LOAN MORTGAGE CORP	3.850	99.5088	06/16/2028	40,000,000.00	40,000,000.00	39,803,520.00	40,000,000.00	(196,480.00)
3134HCHS1	FEDERAL HOME LOAN MORTGAGE CORP	3.850	99.5088	06/16/2028	20,000,000.00	20,000,000.00	19,901,760.00	20,000,000.00	(98,240.00)
3130AWC24	FEDERAL HOME LOAN BANKS	3.987	100.0460	06/09/2028	10,000,000.00	10,002,315.09	10,004,600.00	10,005,460.00	(860.00)
3133ETJU2	FEDERAL FARM CREDIT BANKS FUNDING CORP	4.079	99.9037	06/02/2028	25,000,000.00	25,000,000.00	24,975,925.00	25,000,000.00	(24,075.00)
3134HBUB5	FEDERAL HOME LOAN MORTGAGE CORP	4.400	100.0463	05/26/2028	20,000,000.00	20,000,000.00	20,009,260.00	20,000,000.00	9,260.00
3136GAHG7	FEDERAL NATIONAL MORTGAGE ASSOCIATION	4.440	100.0411	05/22/2028	20,000,000.00	20,000,000.00	20,008,220.00	20,000,000.00	8,220.00
3133EPGW9	FEDERAL FARM CREDIT BANKS FUNDING CORP	3.784	99.8098	04/25/2028	10,000,000.00	10,016,349.21	9,980,980.00	10,041,200.00	(60,220.00)
3134HCYW3	FEDERAL HOME LOAN MORTGAGE CORP	4.000	99.7827	03/13/2028	15,000,000.00	15,000,000.00	14,967,405.00	15,000,000.00	(32,595.00)
3134HCWM7	FEDERAL HOME LOAN MORTGAGE CORP	3.853	99.5192	03/02/2028	22,239,000.00	22,218,331.90	22,132,074.89	22,216,761.00	(84,686.11)
3130B9J68	FEDERAL HOME LOAN BANKS	3.743	99.9971	02/17/2028	10,000,000.00	10,000,000.00	9,999,710.00	10,000,000.00	(290.00)
3133ER3X7	FEDERAL FARM CREDIT BANKS FUNDING CORP	4.530	100.0425	02/11/2028	10,000,000.00	10,000,000.00	10,004,250.00	10,000,000.00	4,250.00
3133ER3X7	FEDERAL FARM CREDIT BANKS FUNDING CORP	4.530	100.0425	02/11/2028	25,000,000.00	25,000,000.00	25,010,625.00	25,000,000.00	10,625.00
3133ERW31	FEDERAL FARM CREDIT BANKS FUNDING CORP	4.429	100.3628	01/27/2028	25,000,000.00	25,000,000.00	25,090,700.00	25,000,000.00	90,700.00
3133EWAT7	FEDERAL FARM CREDIT BANKS FUNDING CORP	3.738	100.0233	01/26/2028	5,000,000.00	5,000,000.00	5,001,165.00	5,000,000.00	1,165.00
3133EWAT7	FEDERAL FARM CREDIT BANKS FUNDING CORP	3.738	100.0233	01/26/2028	5,000,000.00	5,000,000.00	5,001,165.00	5,000,000.00	1,165.00
31424W6V9	FEDERAL AGRICULTURAL MORTGAGE CORP	3.770	100.0903	01/14/2028	10,000,000.00	10,000,000.00	10,009,030.00	10,000,000.00	9,030.00
3133ET4D6	FEDERAL FARM CREDIT BANKS FUNDING CORP	3.800	99.5822	12/15/2027	16,875,000.00	16,875,000.00	16,804,496.25	16,875,000.00	(70,503.75)
3130ATUS4	FEDERAL HOME LOAN BANKS	3.796	100.4667	12/10/2027	25,000,000.00	25,164,488.49	25,116,675.00	25,510,250.00	(393,575.00)
3130ATUS4	FEDERAL HOME LOAN BANKS	4.002	100.4667	12/10/2027	50,000,000.00	50,178,236.48	50,233,350.00	50,548,350.00	(315,000.00)
3130ATUS4	FEDERAL HOME LOAN BANKS	4.036	100.4667	12/10/2027	15,000,000.00	15,046,041.57	15,070,005.00	15,141,570.00	(11,565.00)
3133ET3S4	FEDERAL FARM CREDIT BANKS FUNDING CORP	3.730	99.4815	12/09/2027	20,000,000.00	20,000,000.00	19,896,300.00	20,000,000.00	(103,700.00)
31424W4F6	FEDERAL AGRICULTURAL MORTGAGE CORP	4.060	100.0844	12/09/2027	10,000,000.00	10,000,000.00	10,008,440.00	10,000,000.00	8,440.00
3133ET4B0	FEDERAL FARM CREDIT BANKS FUNDING CORP	3.956	100.0136	12/09/2027	15,000,000.00	15,000,000.00	15,002,040.00	15,000,000.00	2,040.00
3134HCFJ3	FEDERAL HOME LOAN MORTGAGE CORP	3.900	99.7186	12/03/2027	10,000,000.00	10,000,000.00	9,971,860.00	10,000,000.00	(28,140.00)
3133ERE23	FEDERAL FARM CREDIT BANKS FUNDING CORP	4.356	100.1205	12/02/2027	10,000,000.00	9,994,703.20	10,012,050.00	9,990,000.00	22,050.00
3133ETS40	FEDERAL FARM CREDIT BANKS FUNDING CORP	4.054	100.0787	11/10/2027	15,000,000.00	15,000,000.00	15,011,805.00	15,000,000.00	11,805.00
3133ENW63	FEDERAL FARM CREDIT BANKS FUNDING CORP	4.284	100.2149	10/27/2027	5,000,000.00	5,006,032.86	5,010,745.00	5,020,250.00	(9,505.00)
3133ENW63	FEDERAL FARM CREDIT BANKS FUNDING CORP	4.195	100.2149	10/27/2027	3,715,000.00	3,723,903.30	3,722,983.54	3,744,868.60	(21,885.07)
3133ENW63	FEDERAL FARM CREDIT BANKS FUNDING CORP	4.252	100.2149	10/27/2027	15,000,000.00	15,024,583.06	15,032,235.00	15,082,290.00	(50,055.00)
3133ERXY2	FEDERAL FARM CREDIT BANKS FUNDING CORP	4.000	99.8677	10/21/2027	20,000,000.00	20,000,000.00	19,973,540.00	20,000,000.00	(26,460.00)
3133ERXY2	FEDERAL FARM CREDIT BANKS FUNDING CORP	4.000	99.8677	10/21/2027	10,000,000.00	10,000,000.00	9,986,770.00	10,000,000.00	(13,230.00)
3133EPH81	FEDERAL FARM CREDIT BANKS FUNDING CORP	4.500	100.7723	10/04/2027	25,000,000.00	25,000,558.21	25,193,075.00	25,001,500.00	191,575.00
3130AXEN4	FEDERAL HOME LOAN BANKS	4.779	101.1859	09/29/2027	15,000,000.00	15,003,973.31	15,177,885.00	15,011,250.00	166,635.00
3133ENL99	FEDERAL FARM CREDIT BANKS FUNDING CORP	3.830	99.2686	09/15/2027	10,000,000.00	9,943,593.08	9,926,860.00	9,795,609.20	131,250.80
3130ATHW0	FEDERAL HOME LOAN BANKS	4.239	100.2575	09/10/2027	2,000,000.00	1,997,221.90	2,005,150.00	1,989,972.00	15,178.00
3130ATHW0	FEDERAL HOME LOAN BANKS	4.241	100.2575	09/10/2027	3,000,000.00	2,995,786.30	3,007,725.00	2,984,790.00	22,935.00
3133ER6M8	FEDERAL FARM CREDIT BANKS FUNDING CORP	4.510	100.1273	09/07/2027	25,000,000.00	25,000,000.00	25,031,825.00	25,000,000.00	31,825.00
3133ETTP2	FEDERAL FARM CREDIT BANKS FUNDING CORP	4.465	100.0818	08/18/2027	20,000,000.00	20,000,000.00	20,016,360.00	20,000,000.00	16,360.00
3133ERNP2	FEDERAL FARM CREDIT BANKS FUNDING CORP	3.830	100.0986	08/06/2027	5,000,000.00	5,010,039.78	5,004,930.00	5,023,600.00	(18,670.00)
3130B7DP6	FEDERAL HOME LOAN BANKS	4.497	100.0681	08/04/2027	15,000,000.00	15,000,000.00	15,010,215.00	15,000,000.00	10,215.00
3134HBZV6	FEDERAL HOME LOAN MORTGAGE CORP	4.060	99.9867	07/23/2027	25,000,000.00	25,000,000.00	24,996,675.00	25,000,000.00	(3,325.00)
3133ENB33	FEDERAL FARM CREDIT BANKS FUNDING CORP	3.075	99.0001	07/19/2027	10,000,000.00	9,997,203.72	9,900,010.00	9,988,500.00	(88,490.00)
3133ETPU5	FEDERAL FARM CREDIT BANKS FUNDING CORP	4.120	99.9936	07/14/2027	25,000,000.00	25,000,000.00	24,998,400.00	25,000,000.00	(1,600.00)

3133ETNS2	FEDERAL FARM CREDIT BANKS FUNDING CORP	4.506	100.0496	06/29/2027	10,000,000.00	10,000,000.00	10,004,960.00	10,000,000.00	4,960.00
3130ASDV8	FEDERAL HOME LOAN BANKS	3.300	99.3386	06/28/2027	10,000,000.00	10,000,000.00	9,933,860.00	10,000,000.00	(66,140.00)
3133ET5H6	FEDERAL FARM CREDIT BANKS FUNDING CORP	3.715	99.9978	06/23/2027	10,000,000.00	10,000,000.00	9,999,780.00	10,000,000.00	(220.00)
3130ASGU7	FEDERAL HOME LOAN BANKS	3.095	99.5808	06/11/2027	10,000,000.00	10,041,459.98	9,958,080.00	10,183,200.00	(225,120.00)
3130AWBZ2	FEDERAL HOME LOAN BANKS	4.000	100.2536	06/11/2027	8,260,000.00	8,270,464.20	8,280,947.36	8,297,913.40	(16,966.04)
3130AWBZ2	FEDERAL HOME LOAN BANKS	4.055	100.2536	06/11/2027	10,000,000.00	10,007,104.31	10,025,360.00	10,025,600.00	(240.00)
3130B6JW7	FEDERAL HOME LOAN BANKS	4.369	100.0455	05/21/2027	20,000,000.00	20,000,000.00	20,009,100.00	20,000,000.00	9,100.00
3130BAFG7	FEDERAL HOME LOAN BANKS	3.753	99.7930	05/19/2027	25,000,000.00	25,000,000.00	24,948,250.00	25,000,000.00	(51,750.00)
3136GD4V2	FEDERAL NATIONAL MORTGAGE ASSOCIATION	3.848	99.8701	05/12/2027	50,000,000.00	50,000,000.00	49,935,050.00	50,000,000.00	(64,950.00)
3133ERDS7	FEDERAL FARM CREDIT BANKS FUNDING CORP	4.583	100.8598	05/06/2027	10,000,000.00	10,015,537.87	10,085,980.00	10,043,800.00	42,180.00
3130ARSF9	FEDERAL HOME LOAN BANKS	3.000	99.1625	04/29/2027	10,000,000.00	10,000,000.00	9,916,250.00	10,000,000.00	(83,750.00)
3130ARPV7	FEDERAL HOME LOAN BANKS	3.500	99.6229	04/28/2027	10,000,000.00	10,000,000.00	9,962,290.00	10,000,000.00	(37,710.00)
3133ENV9	FEDERAL FARM CREDIT BANKS FUNDING CORP	2.913	99.0494	04/26/2027	10,000,000.00	9,996,530.12	9,904,940.00	9,982,400.00	(77,460.00)
3133EN6V7	FEDERAL FARM CREDIT BANKS FUNDING CORP	3.744	99.7682	04/26/2027	4,820,000.00	4,814,864.88	4,808,827.24	4,797,876.20	10,951.04
3133EN6V7	FEDERAL FARM CREDIT BANKS FUNDING CORP	3.606	99.7682	04/26/2027	8,000,000.00	8,001,448.36	7,981,456.00	8,006,240.00	(24,784.00)
3133EN6V7	FEDERAL FARM CREDIT BANKS FUNDING CORP	3.623	99.7682	04/26/2027	2,000,000.00	2,000,063.60	1,995,364.00	2,000,274.00	(4,910.00)
3130ARHX2	FEDERAL HOME LOAN BANKS	3.000	99.2427	03/25/2027	10,000,000.00	10,000,000.00	9,924,270.00	10,000,000.00	(75,730.00)
3130ARHX2	FEDERAL HOME LOAN BANKS	3.000	99.2427	03/25/2027	10,000,000.00	10,000,000.00	9,924,270.00	10,000,000.00	(75,730.00)
3130ARHX2	FEDERAL HOME LOAN BANKS	3.000	99.2427	03/25/2027	10,000,000.00	10,000,000.00	9,924,270.00	10,000,000.00	(75,730.00)
3130AR6U0	FEDERAL HOME LOAN BANKS	2.500	98.8090	03/22/2027	5,000,000.00	5,000,000.00	4,940,450.00	5,000,000.00	(59,550.00)
3134HBN64	FEDERAL HOME LOAN MORTGAGE CORP	4.515	100.0457	03/16/2027	10,000,000.00	10,000,000.00	10,004,570.00	10,000,000.00	4,570.00
3130B9YC8	FEDERAL HOME LOAN BANKS	3.674	99.9907	02/26/2027	15,000,000.00	15,000,000.00	14,998,605.00	15,000,000.00	(1,395.00)
3130AQRQ8	FEDERAL HOME LOAN BANKS	2.000	98.5017	02/25/2027	10,000,000.00	10,000,000.00	9,850,170.00	10,000,000.00	(149,830.00)
3130AQRH8	FEDERAL HOME LOAN BANKS	2.000	98.5017	02/25/2027	5,000,000.00	5,000,000.00	4,925,085.00	5,000,000.00	(74,915.00)
3130AQRH8	FEDERAL HOME LOAN BANKS	2.000	98.5017	02/25/2027	5,000,000.00	5,000,000.00	4,925,085.00	5,000,000.00	(74,915.00)
3130ALED2	FEDERAL HOME LOAN BANKS	3.001	97.7301	02/24/2027	20,000,000.00	19,699,389.59	19,546,020.00	18,320,000.00	1,226,020.00
3130ALED2	FEDERAL HOME LOAN BANKS	2.050	97.7301	02/24/2027	15,000,000.00	14,880,449.50	14,659,515.00	14,275,500.00	384,015.00
3130AL2X1	FEDERAL HOME LOAN BANKS	3.001	97.6607	02/17/2027	10,000,000.00	9,841,010.98	9,766,070.00	9,057,500.00	708,570.00
3130AKYH3	FEDERAL HOME LOAN BANKS	1.746	97.7031	02/10/2027	10,000,000.00	9,931,836.52	9,770,310.00	9,563,275.40	207,034.60
3130B8VQ2	FEDERAL HOME LOAN BANKS	3.813	99.9069	02/10/2027	25,000,000.00	25,000,000.00	24,976,725.00	25,000,000.00	(23,275.00)
3130B9J43	FEDERAL HOME LOAN BANKS	3.682	99.9960	01/29/2027	50,000,000.00	50,000,000.00	49,998,000.00	50,000,000.00	(2,000.00)
3130AQHS5	FEDERAL HOME LOAN BANKS	1.984	98.4419	01/28/2027	10,000,000.00	9,979,927.03	9,844,190.00	9,866,500.00	(22,310.00)
3130AQHS5	FEDERAL HOME LOAN BANKS	2.086	98.4419	01/28/2027	20,000,000.00	19,945,569.76	19,688,380.00	19,640,000.00	48,380.00
3130AQKM4	FEDERAL HOME LOAN BANKS	1.750	98.4780	01/28/2027	11,250,000.00	11,250,000.00	11,078,775.00	11,250,000.00	(171,225.00)
3133ENLZ1	FEDERAL FARM CREDIT BANKS FUNDING CORP	1.860	98.5174	01/26/2027	10,000,000.00	9,994,369.80	9,851,740.00	9,962,090.00	(110,350.00)
3130B8Q96	FEDERAL HOME LOAN BANKS	3.977	99.9793	01/25/2027	25,000,000.00	25,000,000.00	24,994,825.00	25,000,000.00	(5,175.00)
3130B8Q96	FEDERAL HOME LOAN BANKS	3.977	99.9793	01/25/2027	50,000,000.00	50,000,000.00	49,989,650.00	50,000,000.00	(10,350.00)
3130B9FC9	FEDERAL HOME LOAN BANKS	3.711	99.9956	01/21/2027	50,000,000.00	50,000,000.00	49,997,800.00	50,000,000.00	(2,200.00)
3133ETY35	FEDERAL FARM CREDIT BANKS FUNDING CORP	3.976	100.0027	01/20/2027	50,000,000.00	50,000,000.00	50,001,350.00	50,000,000.00	1,350.00
3130B9S29	FEDERAL HOME LOAN BANKS	3.683	99.9956	01/20/2027	50,000,000.00	50,000,000.00	49,997,800.00	50,000,000.00	(2,200.00)
3130AYPN0	FEDERAL HOME LOAN BANKS	3.702	100.2016	01/15/2027	25,000,000.00	25,071,825.33	25,050,400.00	25,083,750.00	(33,350.00)
3133EWFN5	FEDERAL FARM CREDIT BANKS FUNDING CORP	3.700	99.9952	01/15/2027	50,000,000.00	50,000,000.00	49,997,600.00	50,000,000.00	(2,400.00)
3130B8L34	FEDERAL HOME LOAN BANKS	3.987	99.9989	01/12/2027	50,000,000.00	50,000,000.00	49,999,450.00	50,000,000.00	(550.00)
3133ENKG4	FEDERAL FARM CREDIT BANKS FUNDING CORP	1.908	98.3870	01/11/2027	10,000,000.00	9,970,926.03	9,838,700.00	9,795,000.00	43,700.00
3134HBXW6	FEDERAL HOME LOAN MORTGAGE CORP	4.428	100.0292	01/08/2027	10,000,000.00	10,000,000.00	10,002,920.00	10,000,000.00	2,920.00
3134HCEF2	FEDERAL HOME LOAN MORTGAGE CORP	3.611	99.7865	01/05/2027	25,000,000.00	24,990,253.79	24,946,625.00	24,984,500.00	(37,875.00)
3130B8Z88	FEDERAL HOME LOAN BANKS	3.788	99.9954	01/04/2027	50,000,000.00	50,000,000.00	49,997,700.00	50,000,000.00	(2,300.00)
3130AQAY9	FEDERAL HOME LOAN BANKS	1.500	98.5037	12/30/2026	25,000,000.00	25,000,000.00	24,625,925.00	25,000,000.00	(374,075.00)
3130AQF65	FEDERAL HOME LOAN BANKS	1.306	98.3945	12/21/2026	10,000,000.00	9,996,536.80	9,839,450.00	9,972,990.00	(133,540.00)
3133ERL66	FEDERAL FARM CREDIT BANKS FUNDING CORP	4.775	100.0640	12/18/2026	15,000,000.00	15,000,000.00	15,009,600.00	15,000,000.00	9,600.00
3133ERK75	FEDERAL FARM CREDIT BANKS FUNDING CORP	4.770	100.0696	12/16/2026	25,000,000.00	25,000,000.00	25,017,400.00	25,000,000.00	17,400.00
3130B46H9	FEDERAL HOME LOAN BANKS	4.759	100.0635	12/16/2026	25,000,000.00	25,000,000.00	25,015,875.00	25,000,000.00	15,875.00
3130B46H9	FEDERAL HOME LOAN BANKS	4.759	100.0635	12/16/2026	10,000,000.00	10,000,000.00	10,006,350.00	10,000,000.00	6,350.00
3133EN4G2	FEDERAL FARM CREDIT BANKS FUNDING CORP	3.923	100.0661	12/15/2026	25,000,000.00	25,002,379.88	25,016,525.00	25,015,250.00	1,275.00
3130ATVE4	FEDERAL HOME LOAN BANKS	3.986	100.3998	12/11/2026	5,000,000.00	5,014,375.22	5,019,990.00	5,095,300.00	(75,310.00)
3130B3ZF3	FEDERAL HOME LOAN BANKS	4.764	100.0620	12/11/2026	25,000,000.00	25,000,000.00	25,015,500.00	25,000,000.00	15,500.00
3130B3ZF3	FEDERAL HOME LOAN BANKS	4.764	100.0620	12/11/2026	25,000,000.00	25,000,000.00	25,015,500.00	25,000,000.00	15,500.00
3135G1AB7	FEDERAL NATIONAL MORTGAGE ASSOCIATION	4.758	100.0651	12/11/2026	5,000,000.00	5,000,000.00	5,003,255.00	5,000,000.00	3,255.00
3130APWW1	FEDERAL HOME LOAN BANKS	1.503	98.7205	11/24/2026	20,000,000.00	19,999,658.60	19,744,100.00	19,997,000.00	(252,900.00)
3133ENEM8	FEDERAL FARM CREDIT BANKS FUNDING CORP	1.430	98.6880	11/23/2026	10,000,000.00	10,000,000.00	9,868,800.00	10,000,000.00	(131,200.00)
3133ERQ95	FEDERAL FARM CREDIT BANKS FUNDING CORP	4.502	100.0322	11/02/2026	25,000,000.00	25,000,000.00	25,008,050.00	25,000,000.00	8,050.00
3130ARUF6	FEDERAL HOME LOAN BANKS	3.125	99.6596	10/29/2026	10,000,000.00	10,000,000.00	9,965,960.00	10,000,000.00	(34,040.00)
3134GW6C5	FEDERAL HOME LOAN MORTGAGE CORP	3.122	98.5505	10/28/2026	15,000,000.00	14,840,961.18	14,782,575.00	13,566,000.00	1,216,575.00
3134GW4C7	FEDERAL HOME LOAN MORTGAGE CORP	3.092	98.5585	10/27/2026	20,000,000.00	19,790,880.70	19,711,700.00	18,196,200.00	1,515,500.00

3134GW4C7	FEDERAL HOME LOAN MORTGAGE CORP	3.488	98.5585	10/27/2026	5,000,000.00	4,939,195.24	4,927,925.00	4,482,650.00	445,275.00
3134GW4C7	FEDERAL HOME LOAN MORTGAGE CORP	3.046	98.5585	10/27/2026	20,000,000.00	19,795,739.66	19,711,700.00	18,124,000.00	1,587,700.00
3133ETL62	FEDERAL FARM CREDIT BANKS FUNDING CORP	3.603	99.8430	10/27/2026	25,000,000.00	24,987,739.73	24,960,750.00	24,975,000.00	(14,250.00)
3133EN7A2	FEDERAL FARM CREDIT BANKS FUNDING CORP	3.827	99.6279	10/26/2026	4,300,000.00	4,296,114.30	4,283,999.70	4,270,115.00	13,884.70
3133ENBK5	FEDERAL FARM CREDIT BANKS FUNDING CORP	1.249	98.7711	10/20/2026	10,000,000.00	9,995,011.05	9,877,110.00	9,947,500.00	(70,390.00)
3133ENBK5	FEDERAL FARM CREDIT BANKS FUNDING CORP	1.340	98.7711	10/20/2026	10,000,000.00	9,990,907.07	9,877,110.00	9,905,000.00	(27,890.00)
3130ANYN4	FEDERAL HOME LOAN BANKS	1.000	98.8561	09/30/2026	10,000,000.00	10,000,000.00	9,885,610.00	10,000,000.00	(114,390.00)
3130AP5M3	FEDERAL HOME LOAN BANKS	1.040	98.8870	09/28/2026	15,000,000.00	15,000,000.00	14,833,050.00	15,000,000.00	(166,950.00)
3130APAD7	FEDERAL HOME LOAN BANKS	1.035	98.8911	09/28/2026	15,000,000.00	15,000,000.00	14,833,665.00	15,000,000.00	(166,335.00)
3130ATFH5	FEDERAL HOME LOAN BANKS	3.941	99.9705	09/11/2026	5,000,000.00	4,996,813.66	4,998,525.00	4,965,237.80	33,287.20
3130ATHV2	FEDERAL HOME LOAN BANKS	4.312	100.1477	09/11/2026	1,000,000.00	999,795.53	1,001,477.00	997,780.00	3,697.00
3133ET3Q8	FEDERAL FARM CREDIT BANKS FUNDING CORP	3.953	99.9997	09/10/2026	50,000,000.00	50,000,000.00	49,999,850.00	50,000,000.00	(150.00)
3133ET3Q8	FEDERAL FARM CREDIT BANKS FUNDING CORP	3.953	99.9997	09/10/2026	15,000,000.00	15,000,000.00	14,999,955.00	15,000,000.00	(45.00)
3130ANSC5	FEDERAL HOME LOAN BANKS	1.000	99.1151	08/26/2026	15,000,000.00	15,000,000.00	14,867,265.00	15,000,000.00	(132,735.00)
3130ANTS9	FEDERAL HOME LOAN BANKS	1.000	99.1151	08/26/2026	15,000,000.00	15,000,000.00	14,867,265.00	15,000,000.00	(132,735.00)
3130ANPF1	FEDERAL HOME LOAN BANKS	1.000	99.1227	08/25/2026	10,000,000.00	10,000,000.00	9,912,270.00	10,000,000.00	(87,730.00)
3133ENH45	FEDERAL FARM CREDIT BANKS FUNDING CORP	3.137	99.7798	08/24/2026	5,000,000.00	4,999,826.79	4,988,990.00	4,997,799.50	(8,809.50)
3133ENH45	FEDERAL FARM CREDIT BANKS FUNDING CORP	3.294	99.7798	08/24/2026	5,000,000.00	4,997,525.02	4,988,990.00	4,968,600.00	20,390.00
3130ANMH0	FEDERAL HOME LOAN BANKS	3.132	99.1903	08/20/2026	15,000,000.00	14,913,591.46	14,878,545.00	13,851,000.00	1,027,545.00
3130ANMH0	FEDERAL HOME LOAN BANKS	1.100	99.1903	08/20/2026	10,000,000.00	10,000,000.00	9,919,030.00	10,000,000.00	(80,970.00)
3130ANMH0	FEDERAL HOME LOAN BANKS	1.668	99.1903	08/20/2026	10,000,000.00	9,983,431.22	9,919,030.00	9,755,200.00	163,830.00
3130ANE48	FEDERAL HOME LOAN BANKS	1.000	99.1833	08/17/2026	10,000,000.00	10,000,000.00	9,918,330.00	10,000,000.00	(81,670.00)
3130ANFD7	FEDERAL HOME LOAN BANKS	1.000	99.2744	08/05/2026	10,000,000.00	10,000,000.00	9,927,440.00	10,000,000.00	(72,560.00)
3133END80	FEDERAL FARM CREDIT BANKS FUNDING CORP	2.873	99.7872	08/03/2026	10,000,000.00	10,003,062.56	9,978,720.00	10,047,600.00	(68,880.00)
3130ANAJ9	FEDERAL HOME LOAN BANKS	1.000	99.3341	07/27/2026	15,000,000.00	15,000,000.00	14,900,115.00	15,000,000.00	(99,885.00)
3130ANAJ9	FEDERAL HOME LOAN BANKS	1.000	99.3341	07/27/2026	10,000,000.00	10,000,000.00	9,933,410.00	10,000,000.00	(66,590.00)
3130ANBX7	FEDERAL HOME LOAN BANKS	1.000	99.3724	07/22/2026	15,000,000.00	15,000,000.00	14,905,860.00	15,000,000.00	(94,140.00)
3130ANSK2	FEDERAL HOME LOAN BANKS	4.366	99.4954	07/20/2026	2,375,000.00	2,361,367.74	2,363,015.75	2,143,081.25	219,934.50
3130AN3R9	FEDERAL HOME LOAN BANKS	1.130	99.4199	07/20/2026	10,000,000.00	10,000,000.00	9,941,990.00	10,000,000.00	(58,010.00)
3133ENB66	FEDERAL FARM CREDIT BANKS FUNDING CORP	3.174	99.8506	07/20/2026	10,000,000.00	9,999,507.19	9,985,060.00	9,991,000.00	(5,940.00)
3130B83W0	FEDERAL HOME LOAN BANKS	4.145	100.0009	07/15/2026	25,000,000.00	25,000,000.00	25,000,225.00	25,000,000.00	225.00
3133EMQ62	FEDERAL FARM CREDIT BANKS FUNDING CORP	0.990	99.4397	07/13/2026	10,000,000.00	10,000,000.00	9,943,970.00	10,000,000.00	(56,030.00)
3133EMQ62	FEDERAL FARM CREDIT BANKS FUNDING CORP	0.990	99.4397	07/13/2026	10,000,000.00	10,000,000.00	9,943,970.00	10,000,000.00	(56,030.00)
3133ETPE1	FEDERAL FARM CREDIT BANKS FUNDING CORP	4.367	100.0051	07/09/2026	25,000,000.00	25,000,000.00	25,001,275.00	25,000,000.00	1,275.00
3130AN3B4	FEDERAL HOME LOAN BANKS	1.020	99.5007	07/06/2026	15,000,000.00	15,000,000.00	14,925,105.00	15,000,000.00	(74,895.00)
3130ASDK2	FEDERAL HOME LOAN BANKS	3.250	99.9048	06/29/2026	5,250,000.00	5,250,000.00	5,245,002.00	5,250,000.00	(4,998.00)
3130AMWT5	FEDERAL HOME LOAN BANKS	1.050	99.5818	06/26/2026	15,000,000.00	15,000,000.00	14,937,270.00	15,000,000.00	(62,730.00)
3130AMT69	FEDERAL HOME LOAN BANKS	1.070	99.5848	06/26/2026	10,000,000.00	10,000,000.00	9,958,480.00	10,000,000.00	(41,520.00)
31424WXD9	FEDERAL AGRICULTURAL MORTGAGE CORP	4.354	100.0068	06/24/2026	15,000,000.00	15,000,000.00	15,001,020.00	15,000,000.00	1,020.00
3130AMM22	FEDERAL HOME LOAN BANKS	1.000	99.6960	06/10/2026	5,000,000.00	5,000,000.00	4,984,800.00	5,000,000.00	(15,200.00)
3130AMS52	FEDERAL HOME LOAN BANKS	1.000	99.7099	06/08/2026	15,000,000.00	15,000,000.00	14,956,485.00	15,000,000.00	(43,515.00)
3130AMJN3	FEDERAL HOME LOAN BANKS	1.030	99.8069	05/26/2026	5,000,000.00	5,000,000.00	4,990,345.00	5,000,000.00	(9,655.00)
3130AMKB7	FEDERAL HOME LOAN BANKS	1.050	99.8082	05/26/2026	15,000,000.00	15,000,000.00	14,971,230.00	15,000,000.00	(28,770.00)
3130AMME9	FEDERAL HOME LOAN BANKS	1.000	99.8048	05/26/2026	10,000,000.00	10,000,000.00	9,980,480.00	10,000,000.00	(19,520.00)
3130B9LE8	FEDERAL HOME LOAN BANKS	3.670	99.9986	05/26/2026	25,000,000.00	25,000,000.00	24,999,650.00	25,000,000.00	(350.00)
3130B7HM9	FEDERAL HOME LOAN BANKS	4.365	100.0008	05/20/2026	25,000,000.00	25,000,000.00	25,000,200.00	25,000,000.00	200.00
3133EMZS4	FEDERAL FARM CREDIT BANKS FUNDING CORP	0.900	99.8641	05/18/2026	5,000,000.00	5,000,000.00	4,993,205.00	5,000,000.00	(6,795.00)
3133ER3N9	FEDERAL FARM CREDIT BANKS FUNDING CORP	4.403	100.0008	05/11/2026	25,000,000.00	25,000,000.00	25,000,200.00	25,000,000.00	200.00
3130B6Y26	FEDERAL HOME LOAN BANKS	4.349	99.9998	05/08/2026	15,000,000.00	15,000,000.00	14,999,970.00	15,000,000.00	(30.00)
3130B6Y26	FEDERAL HOME LOAN BANKS	4.349	99.9998	05/08/2026	25,000,000.00	25,000,000.00	24,999,950.00	25,000,000.00	(50.00)
---	---	3.757	99.6252	03/08/2028	4,235,709,000.00	4,233,416,036.00	4,219,747,428.60	4,223,527,762.10	(3,780,333.50)

Cusip	Description	Yield	Market Price	Final Maturity	Par Value	Book Value	Market Value	Principal	Net Unrealized Gain/Loss
313384CJ6	FEDERAL HOME LOAN BANKS	3.651	96.9799	02/26/2027	50,000,000.00	48,532,625.00	48,489,950.00	48,318,125.00	171,825.00
313384CJ6	FEDERAL HOME LOAN BANKS	3.733	96.9799	02/26/2027	50,000,000.00	48,499,180.56	48,489,950.00	48,339,625.00	150,325.00
313384CB3	FEDERAL HOME LOAN BANKS	3.655	97.0502	02/19/2027	50,000,000.00	48,564,708.34	48,525,100.00	48,349,902.78	175,197.22
313384BZ1	FEDERAL HOME LOAN BANKS	3.714	97.0702	02/17/2027	25,000,000.00	24,275,069.45	24,267,550.00	24,203,072.92	64,477.08
313384BQ1	FEDERAL HOME LOAN BANKS	3.712	97.1605	02/08/2027	25,000,000.00	24,297,413.20	24,290,125.00	24,225,416.67	64,708.33
313384BM0	FEDERAL HOME LOAN BANKS	3.731	97.1906	02/05/2027	50,000,000.00	48,601,944.44	48,595,300.00	48,482,111.11	113,188.89
313384BK4	FEDERAL HOME LOAN BANKS	3.731	97.2107	02/03/2027	50,000,000.00	48,611,930.54	48,605,350.00	48,487,104.15	118,245.85

313384BK4	FEDERAL HOME LOAN BANKS	3.731	97.2107	02/03/2027	50,000,000.00	48,611,930.54	48,605,350.00	48,487,104.15	118,245.85
313384BE8	FEDERAL HOME LOAN BANKS	3.660	97.2607	01/29/2027	50,000,000.00	48,663,437.50	48,630,350.00	48,448,020.83	182,329.17
313384AV1	FEDERAL HOME LOAN BANKS	3.728	97.3500	01/20/2027	50,000,000.00	48,681,833.33	48,675,000.00	48,557,006.94	117,993.06
313384AF6	FEDERAL HOME LOAN BANKS	3.634	97.4889	01/06/2027	50,000,000.00	48,782,986.11	48,744,450.00	48,559,055.56	185,394.44
313384AF6	FEDERAL HOME LOAN BANKS	3.655	97.4889	01/06/2027	25,000,000.00	24,388,020.83	24,372,225.00	24,280,312.50	91,912.50
313384AF6	FEDERAL HOME LOAN BANKS	3.655	97.4889	01/06/2027	25,000,000.00	24,388,020.83	24,372,225.00	24,280,312.50	91,912.50
313384AF6	FEDERAL HOME LOAN BANKS	3.731	97.4889	01/06/2027	50,000,000.00	48,750,000.00	48,744,450.00	48,590,000.00	154,450.00
313384AF6	FEDERAL HOME LOAN BANKS	3.725	97.4889	01/06/2027	25,000,000.00	24,375,868.05	24,372,225.00	24,313,454.86	58,770.14
313384AF6	FEDERAL HOME LOAN BANKS	3.725	97.4889	01/06/2027	25,000,000.00	24,375,868.05	24,372,225.00	24,313,454.86	58,770.14
313385M37	FEDERAL HOME LOAN BANKS	3.731	98.1889	10/28/2026	50,000,000.00	49,097,500.00	49,094,450.00	48,881,902.78	212,547.22
313385K70	FEDERAL HOME LOAN BANKS	3.725	98.3096	10/16/2026	50,000,000.00	49,158,366.67	49,154,800.00	49,088,230.56	66,569.44
313385K54	FEDERAL HOME LOAN BANKS	3.713	98.3298	10/14/2026	50,000,000.00	49,171,152.78	49,164,900.00	49,026,354.17	138,545.83
313385K54	FEDERAL HOME LOAN BANKS	3.737	98.3298	10/14/2026	25,000,000.00	24,582,925.00	24,582,450.00	24,542,725.00	39,725.00
313385J80	FEDERAL HOME LOAN BANKS	3.717	98.3801	10/09/2026	25,000,000.00	24,597,611.81	24,595,025.00	24,545,126.39	49,898.61
313385J80	FEDERAL HOME LOAN BANKS	3.720	98.3801	10/09/2026	35,000,000.00	34,436,186.94	34,433,035.00	34,362,646.11	70,388.89
313385J64	FEDERAL HOME LOAN BANKS	3.744	98.4002	10/07/2026	25,000,000.00	24,599,739.59	24,600,050.00	24,541,840.28	58,209.72
313385J64	FEDERAL HOME LOAN BANKS	3.744	98.4002	10/07/2026	25,000,000.00	24,599,739.59	24,600,050.00	24,541,840.28	58,209.72
313385J64	FEDERAL HOME LOAN BANKS	3.717	98.4002	10/07/2026	25,000,000.00	24,602,500.00	24,600,050.00	24,550,000.00	50,050.00
313385H25	FEDERAL HOME LOAN BANKS	3.765	98.5206	09/25/2026	50,000,000.00	49,255,812.50	49,260,300.00	49,078,625.00	181,675.00
313385H25	FEDERAL HOME LOAN BANKS	3.716	98.5206	09/25/2026	45,005,000.00	44,342,507.64	44,339,196.03	44,265,892.88	73,303.15
313385G83	FEDERAL HOME LOAN BANKS	3.715	98.5406	09/23/2026	22,890,000.00	22,557,634.03	22,555,943.34	22,518,666.98	37,276.36
313385F92	FEDERAL HOME LOAN BANKS	3.609	98.6106	09/16/2026	25,000,000.00	24,665,062.50	24,652,650.00	24,478,177.08	174,472.92
313385F76	FEDERAL HOME LOAN BANKS	3.609	98.6306	09/14/2026	25,000,000.00	24,669,916.67	24,657,650.00	24,495,166.67	162,483.33
313385E36	FEDERAL HOME LOAN BANKS	3.625	98.7508	09/02/2026	50,000,000.00	49,397,222.22	49,375,400.00	48,634,027.78	741,372.22
313385C53	FEDERAL HOME LOAN BANKS	3.707	98.8917	08/19/2026	50,000,000.00	49,448,013.99	49,445,850.00	49,402,851.50	42,998.50
313385A22	FEDERAL HOME LOAN BANKS	3.688	99.0831	07/31/2026	50,000,000.00	49,545,000.00	49,541,550.00	49,490,000.00	51,550.00
313385ZX7	FEDERAL HOME LOAN BANKS	3.685	99.1132	07/28/2026	50,000,000.00	49,560,000.00	49,556,600.00	49,525,000.00	31,600.00
313385ZT6	FEDERAL HOME LOAN BANKS	3.736	99.1534	07/24/2026	50,000,000.00	49,575,333.33	49,576,700.00	49,398,388.89	178,311.11
313385ZT6	FEDERAL HOME LOAN BANKS	3.692	99.1534	07/24/2026	50,000,000.00	49,578,833.34	49,576,700.00	49,568,805.56	7,894.44
313385ZB5	FEDERAL HOME LOAN BANKS	3.737	99.3141	07/08/2026	15,000,000.00	14,897,575.00	14,897,115.00	14,653,562.50	243,552.50
313385YZ3	FEDERAL HOME LOAN BANKS	3.737	99.3342	07/06/2026	15,000,000.00	14,900,587.50	14,900,130.00	14,656,575.00	243,555.00
313385XX9	FEDERAL HOME LOAN BANKS	3.793	99.5971	06/10/2026	25,000,000.00	24,898,055.56	24,899,275.00	24,477,534.72	421,740.28
313385XA9	FEDERAL HOME LOAN BANKS	3.683	99.8088	05/20/2026	50,000,000.00	49,904,472.22	49,904,400.00	49,824,027.78	80,372.22
313385XA9	FEDERAL HOME LOAN BANKS	3.683	99.8088	05/20/2026	50,000,000.00	49,904,472.22	49,904,400.00	49,824,027.78	80,372.22
313385XA9	FEDERAL HOME LOAN BANKS	3.660	99.8088	05/20/2026	50,000,000.00	49,905,000.00	49,904,400.00	49,860,000.00	44,400.00
313385XA9	FEDERAL HOME LOAN BANKS	3.660	99.8088	05/20/2026	50,000,000.00	49,905,000.00	49,904,400.00	49,860,000.00	44,400.00
313385XA9	FEDERAL HOME LOAN BANKS	3.660	99.8088	05/20/2026	50,000,000.00	49,905,000.00	49,904,400.00	49,860,000.00	44,400.00
313589XA6	FEDERAL NATIONAL MORTGAGE ASSOCIATION	3.658	99.8088	05/20/2026	20,000,000.00	19,962,000.00	19,961,760.00	19,958,000.00	3,760.00
313589WZ2	FEDERAL NATIONAL MORTGAGE ASSOCIATION	3.650	99.8189	05/19/2026	50,000,000.00	49,910,250.00	49,909,450.00	49,860,388.89	49,061.11
313385WT9	FEDERAL HOME LOAN BANKS	3.707	99.8794	05/13/2026	50,000,000.00	49,939,333.33	49,939,700.00	49,777,555.56	162,144.44
313385WT9	FEDERAL HOME LOAN BANKS	3.686	99.8794	05/13/2026	50,000,000.00	49,939,583.33	49,939,700.00	49,859,027.77	80,672.23
313385WT9	FEDERAL HOME LOAN BANKS	3.686	99.8794	05/13/2026	50,000,000.00	49,939,583.33	49,939,700.00	49,859,027.77	80,672.23
313385WT9	FEDERAL HOME LOAN BANKS	3.686	99.8794	05/13/2026	50,000,000.00	49,939,583.33	49,939,700.00	49,859,027.77	80,672.23
313385WT9	FEDERAL HOME LOAN BANKS	3.686	99.8794	05/13/2026	50,000,000.00	49,939,583.33	49,939,700.00	49,859,027.77	80,672.23
880590WL4	TENNESSEE VALLEY AUTHORITY	3.683	99.9496	05/06/2026	50,000,000.00	49,974,826.39	49,974,800.00	49,894,270.84	80,529.16
880590WL4	TENNESSEE VALLEY AUTHORITY	3.683	99.9496	05/06/2026	50,000,000.00	49,974,826.39	49,974,800.00	49,894,270.84	80,529.16
880590WL4	TENNESSEE VALLEY AUTHORITY	3.683	99.9496	05/06/2026	50,000,000.00	49,974,826.39	49,974,800.00	49,894,270.84	80,529.16
880590WL4	TENNESSEE VALLEY AUTHORITY	3.683	99.9496	05/06/2026	50,000,000.00	49,974,826.39	49,974,800.00	49,894,270.84	80,529.16

---	---	3.695	98.6934	09/08/2026	2,252,895,000.00	2,223,531,280.09	2,223,202,604.37	2,216,795,214.41	6,407,389.96
-----	-----	-------	---------	------------	------------------	------------------	------------------	------------------	--------------

Cusip	Description	Yield	Market Price	Final Maturity	Par Value	Book Value	Market Value	Principal	Net Unrealized Gain/Loss
---	---	3.736	99.3043	09/02/2027	6,488,604,000.00	6,456,947,316.09	6,442,950,032.97	6,440,322,976.51	2,627,056.46

Cusip	Description	Yield	Market Price	Final Maturity	Par Value	Book Value	Market Value	Principal	Net Unrealized Gain/Loss
3137HNZL5	FHR 5607 GJ	4.074	97.5696	05/15/2030	44,620,023.36	44,301,312.54	43,535,577.42	44,269,686.45	(734,109.04)
3137HNZL5	FHR 5607 GJ	4.074	97.5696	05/15/2030	44,620,023.36	44,301,312.54	43,535,577.42	44,269,686.45	(734,109.04)

Cusip	Description	Yield	Market Price	Final Maturity	Par Value	Book Value	Market Value	Principal	Net Unrealized Gain/Loss
31362HA3	FNA 2018-M10 A2	5.208	98.5325	07/25/2028	8,967,247.27	8,745,728.52	8,835,652.47	8,524,489.47	311,163.00
3136AW70	FNA 2017-M8 A2	3.448	98.7328	05/25/2027	9,065,627.10	9,041,649.17	8,950,749.29	8,952,306.76	(1,557.47)
---	---	4.313	98.6343	12/21/2027	18,032,874.37	17,787,377.70	17,786,401.76	17,476,796.23	309,605.53

Cusip	Description	Yield	Market Price	Final Maturity	Par Value	Book Value	Market Value	Principal	Net Unrealized Gain/Loss
---	---	4.142	97.8746	09/06/2029	62,652,897.73	62,088,690.24	61,321,979.17	61,746,482.68	(424,503.51)

Cusip	Description	Yield	Market Price	Final Maturity	Par Value	Book Value	Market Value	Principal	Net Unrealized Gain/Loss
3132XK6K8	FH WN5373	3.948	98.4166	10/01/2030	50,000,000.00	50,000,000.00	49,208,294.50	50,000,000.00	(791,705.50)
3132XK6K8	FH WN5373	3.994	98.4166	10/01/2030	25,000,000.00	24,954,506.16	24,604,147.25	24,953,125.00	(348,977.75)
3132XF6Q6	FH WN1778	3.940	98.5197	10/01/2030	21,485,000.00	21,424,020.31	21,166,965.49	21,422,055.66	(255,090.17)
3132XFYS1	FH WN1620	3.906	98.2695	08/01/2030	25,580,000.00	25,546,071.41	25,137,339.63	25,542,029.69	(404,690.06)
3132XFZP6	FH WN1649	4.072	98.0590	08/01/2030	30,000,000.00	29,793,214.67	29,417,705.10	29,770,312.50	(352,607.40)
3132XFZP6	FH WN1649	3.919	98.0590	08/01/2030	15,210,000.00	15,149,360.72	14,914,776.49	15,144,050.39	(229,273.90)
3132XFXY9	FH WN1594	4.201	98.4107	07/01/2030	25,000,000.00	24,788,265.20	24,602,672.75	24,752,929.69	(150,256.94)
3132XFXY9	FH WN1594	4.075	98.4107	07/01/2030	25,000,000.00	24,903,781.15	24,602,672.75	24,888,671.88	(285,999.13)
3132XFXY9	FH WN1594	4.075	98.4107	07/01/2030	25,000,000.00	24,903,781.15	24,602,672.75	24,888,671.88	(285,999.13)
3132XFXY9	FH WN1594	4.069	98.4107	07/01/2030	29,955,000.00	29,846,543.39	29,478,922.49	29,829,797.46	(350,874.97)
3132XFYY8	FH WN1626	4.000	98.5571	07/01/2030	25,000,000.00	24,924,809.29	24,639,281.75	24,916,015.63	(276,733.88)
3132XK4S3	FH WN5332	4.130	98.6243	07/01/2030	33,050,000.00	33,038,191.55	32,595,326.85	33,037,089.84	(441,762.99)
3132XK2A4	FH WN5268	4.194	98.9771	06/01/2030	35,293,000.00	34,932,001.67	34,932,001.67	35,184,088.01	(252,086.34)
3132XKZ91	FH WN5267	4.195	98.9702	06/01/2030	28,034,000.00	27,959,138.30	27,745,302.78	27,946,393.75	(201,090.97)
3132XHSF2	FH WN3217	3.949	95.4959	06/01/2030	48,397,961.00	46,795,256.94	46,218,068.44	46,547,117.10	(329,048.66)
3132XHSF2	FH WN3217	3.933	95.4959	06/01/2030	29,038,776.60	28,092,985.75	27,730,841.06	27,945,285.17	(214,444.10)
3132XHSF2	FH WN3217	3.948	95.4959	06/01/2030	14,074,127.06	13,608,136.64	13,440,214.30	13,537,550.96	(97,336.66)
3132XFXA1	FH WN1572	4.119	98.5270	05/01/2030	23,506,000.00	23,380,991.75	23,159,766.02	23,359,087.50	(199,321.48)
3132XFWN4	FH WN1552	4.315	99.4412	04/01/2030	17,369,000.00	17,282,451.21	17,271,940.64	17,263,157.66	8,782.98
3132XKZH3	FH WN5243	4.362	98.5461	04/01/2030	15,000,000.00	14,797,725.36	14,781,920.10	14,753,906.25	28,013.85
3132XKZH3	FH WN5243	4.206	98.5461	04/01/2030	5,548,000.00	5,502,355.56	5,467,339.51	5,494,253.75	(26,914.24)
3142FEDK3	FH WR1005	4.277	99.4799	04/01/2030	10,000,000.00	9,980,012.87	9,947,990.40	9,976,171.88	(28,181.48)
3132XFWR5	FH WN1555	4.114	99.0426	04/01/2030	16,156,000.00	16,141,546.20	16,001,323.75	16,138,960.47	(137,636.72)
3132XKZQ3	FH WN5250	4.130	98.1812	04/01/2030	50,000,000.00	49,546,053.00	49,090,622.50	49,464,843.75	(374,221.25)
3132XKZQ3	FH WN5250	4.130	98.1812	04/01/2030	50,000,000.00	49,546,053.00	49,090,622.50	49,464,843.75	(374,221.25)
3132XKZQ3	FH WN5250	4.061	98.1812	04/01/2030	25,000,000.00	24,831,802.61	24,545,311.25	24,803,710.94	(258,399.69)
3132XKZQ3	FH WN5250	4.053	98.1812	04/01/2030	23,341,000.00	23,190,635.48	22,916,484.40	23,165,942.50	(249,458.10)
3132XDCY7	FH WA4486	4.082	98.3714	04/01/2030	14,645,905.22	14,537,843.01	14,407,388.30	14,521,758.28	(114,369.98)
3132XFWD6	FH WN1543	4.368	99.8191	03/01/2030	14,314,000.00	14,314,000.00	14,288,106.40	14,314,000.00	(25,893.60)
3132XKY84	FH WN5234	4.070	98.5104	03/01/2030	11,190,545.07	11,152,020.97	11,023,853.85	11,144,646.35	(120,792.51)
3132XK3D7	FH WN5295	3.966	98.6568	03/01/2030	21,840,000.00	21,840,000.00	21,546,647.52	21,840,000.00	(293,352.48)
3132XK3G0	FH WN5298	3.946	98.5576	03/01/2030	11,410,000.00	11,381,094.00	11,245,422.27	11,376,572.27	(131,150.00)
3132XFYA0	FH WN1604	4.013	98.3517	03/01/2030	28,550,000.00	28,649,713.16	28,374,455.06	28,619,384.01	(244,928.95)
3132XDCS0	FH WA4480	4.039	98.8589	03/01/2030	19,603,244.03	19,550,738.05	19,379,546.90	19,542,749.64	(163,202.74)
3132XKY35	FH WN5229	4.133	99.6128	02/01/2030	7,300,000.00	7,295,914.63	7,271,737.69	7,295,152.34	(23,414.66)
3132XK2Q9	FH WN5282	4.015	98.7810	02/01/2030	25,770,000.00	25,770,000.00	25,455,852.88	25,770,000.00	(314,147.12)
3132XK2K2	FH WN5277	3.972	98.6076	01/01/2030	33,000,000.00	32,930,023.72	32,540,513.61	32,917,500.00	(376,986.39)
3132XK2K2	FH WN5277	3.990	98.6076	01/01/2030	31,114,000.00	31,028,164.58	30,680,773.95	31,013,122.58	(332,348.63)
3132XFX29	FH WN1596	3.965	98.7538	01/01/2030	52,288,000.00	52,288,000.00	51,636,408.91	52,288,000.00	(651,591.10)
3132XK2S5	FH WN5284	3.943	98.6890	12/01/2029	10,875,000.00	10,864,500.11	10,732,433.21	10,862,680.66	(130,247.45)
3132XDCU5	FH WA4482	4.027	98.9306	12/01/2029	15,206,022.07	15,174,345.46	15,043,410.55	15,169,194.98	(125,784.44)
3132XKV38	FH WN5133	4.382	99.5672	11/01/2029	6,250,000.00	6,207,505.60	6,222,950.13	6,190,673.83	32,276.30
3132XFUU0	FH WN1494	4.669	98.8818	11/01/2029	11,000,000.00	10,763,788.14	10,876,993.82	10,679,453.13	197,540.69
3142FFGV3	FH WR2011	4.378	99.0473	11/01/2029	25,000,000.00	24,876,423.01	24,761,812.75	24,838,867.19	(77,054.44)

3142FFGV3	FH WR2011	4.218	99.0473	11/01/2029	15,000,000.00	15,000,000.00	14,857,087.65	15,000,000.00	(142,912.35)
3132XFJ58	FH WN1183	4.059	97.5914	10/01/2029	7,470,000.00	7,347,051.57	7,290,078.48	7,290,253.13	(174.65)
3132XFUA4	FH WN1476	4.332	99.0940	10/01/2029	25,000,000.00	24,823,988.83	24,773,500.00	24,777,343.75	(3,843.75)
3132XKV87	FH WN5138	4.719	98.6506	10/01/2029	15,000,000.00	14,664,110.47	14,797,594.50	14,541,210.94	256,383.56
3132XKV87	FH WN5138	4.239	98.6506	10/01/2029	23,833,000.00	23,632,051.87	23,511,404.65	23,584,429.26	(73,024.61)
3132XFRX8	FH WN1401	4.241	98.4939	09/01/2029	17,875,000.00	17,688,569.73	17,605,783.02	17,603,383.79	2,399.23
3132XFR91	FH WN1411	4.474	99.2479	09/01/2029	20,000,000.00	19,756,100.49	19,849,572.60	19,647,656.25	201,916.35
3132XFR91	FH WN1411	4.633	99.2479	09/01/2029	15,000,000.00	14,746,368.93	14,887,179.45	14,636,718.75	250,460.70
3132XFR91	FH WN1411	4.370	99.2479	09/01/2029	11,500,000.00	11,394,033.83	11,413,504.25	11,349,960.94	63,543.31
3132XKQU8	FH WN5090	4.392	98.8465	09/01/2029	20,000,000.00	19,715,841.81	19,769,297.40	19,597,656.25	171,641.15
3132XKQU8	FH WN5090	4.352	98.8465	09/01/2029	32,000,000.00	31,583,308.23	31,630,875.84	31,410,000.00	220,875.84
3132XKTE7	FH WN5048	4.513	98.6357	08/01/2029	11,495,000.00	11,318,805.30	11,338,175.09	11,266,896.09	71,279.00
3132XKSS7	FH WN5028	3.886	98.7342	07/01/2029	24,971,000.00	24,971,000.00	24,654,914.58	24,971,000.00	(316,085.42)
3132XKS65	FH WN5040	3.845	98.6349	07/01/2029	27,733,000.00	27,682,592.51	27,354,422.92	27,676,667.34	(322,244.42)
3132XKR25	FH WN5004	4.439	99.0981	06/01/2029	22,870,000.00	22,758,131.55	22,663,741.42	22,696,688.28	(32,946.86)
3132WW2J0	FH WA3276	4.668	100.7132	02/01/2029	14,560,432.68	14,538,600.71	14,664,276.82	14,524,031.61	140,245.21
3132XG2H8	FH WN2575	4.428	100.2015	02/01/2029	33,705,000.00	33,853,118.08	33,772,907.82	33,947,254.69	(174,346.87)
3132XGYU4	FH WN2522	4.779	100.0185	12/01/2028	10,000,000.00	9,937,347.69	10,001,852.40	9,884,375.00	117,477.40
3137FKSH0	FHMS K-086 A2	3.795	99.1041	11/25/2028	11,187,000.00	11,186,805.21	11,086,773.88	11,186,776.26	(100,002.38)
3137FJZ93	FHMS K-084 A2	3.770	98.9563	10/25/2028	16,255,000.00	16,234,150.25	16,085,341.85	16,230,942.60	(145,600.75)
3132XGX35	FH WN2497	4.611	100.2641	10/01/2028	28,340,000.00	28,263,224.02	28,414,849.62	28,187,229.69	227,619.93
3137FJYH6	FHMS K-W07 A2	5.264	98.5058	09/25/2028	16,627,402.00	16,077,972.57	16,378,958.19	15,471,927.46	907,030.73
3137FGZH1	FHMS K-W06 A2	5.290	98.6948	06/25/2028	23,651,692.75	23,020,029.02	23,342,988.02	22,239,982.34	1,103,005.68
3132XFLR7	FH WN1235	4.690	99.6957	01/01/2028	20,000,000.00	19,914,770.24	19,939,136.00	19,760,937.50	178,198.50
3132XFLR7	FH WN1235	4.333	99.6957	01/01/2028	10,000,000.00	9,983,080.62	9,969,568.00	9,953,125.00	16,443.00
3132XGRH1	FH WN2287	3.945	98.6821	11/01/2027	24,039,599.25	23,974,453.89	23,722,770.79	23,833,008.94	(110,238.15)
3132XGRH1	FH WN2287	4.073	98.6821	11/01/2027	24,039,599.25	23,949,844.84	23,722,770.79	23,771,970.90	(49,200.11)
3132XGQ74	FH WN2277	4.062	99.0471	11/01/2027	9,615,839.70	9,581,113.81	9,524,207.48	9,506,159.03	18,048.45
3137FBBX3	FHMS K-068 A2	4.548	98.8836	08/25/2027	9,525,000.00	9,378,639.78	9,418,659.19	9,120,187.50	298,471.69
3137F2LJ3	FHMS K-066 A2	3.111	99.0022	06/25/2027	10,961,197.63	10,958,889.44	10,851,829.76	10,950,921.51	(99,091.75)
3137BXQY1	FHMS K-064 A2	3.154	99.3340	03/25/2027	1,000,000.00	1,000,306.97	993,339.61	1,001,760.00	(8,420.39)
3137BXSX3	FHMS K-IR2 A2	4.545	99.1178	03/25/2027	15,000,000.00	14,832,937.69	14,867,674.80	14,389,453.20	478,221.60
3137BXSX3	FHMS K-IR2 A2	3.677	99.1178	03/25/2027	37,500,000.00	37,290,682.61	37,169,187.00	37,201,171.88	(31,984.88)
3137BYLD0	FHMS K-L01 A2E	4.184	99.1714	02/25/2027	15,000,000.00	14,907,256.29	14,875,713.00	14,494,950.00	380,763.00
3137BVZ82	FHMS K-063 A2	3.782	99.3008	01/25/2027	9,847,770.66	9,814,163.47	9,778,912.78	9,794,685.02	(15,772.24)
3137BTUM1	FHMS K-061 A2	4.501	99.5389	11/25/2026	8,472,952.08	8,428,196.52	8,433,881.10	8,122,934.43	310,946.67
3137BTUM1	FHMS K-061 A2	4.561	99.5389	11/25/2026	8,002,232.52	7,957,292.82	7,965,332.15	7,702,308.85	263,023.30
3132XDAU7	FH WA4418	4.107	98.7997	11/01/2026	13,825,431.27	13,677,527.48	13,659,478.40	13,339,921.01	319,557.39
3137FQXJ7	FHMS K-737 A2	4.358	99.3847	10/25/2026	2,035,000.00	2,019,683.57	2,022,479.13	1,986,748.23	35,730.90
3137FQXJ7	FHMS K-737 A2	4.358	99.3847	10/25/2026	50,000,000.00	49,623,674.96	49,692,362.00	48,814,453.13	877,908.87
3137FQXJ7	FHMS K-737 A2	4.358	99.3847	10/25/2026	50,000,000.00	49,623,674.96	49,692,362.00	48,814,453.13	877,908.87
3137FQXJ7	FHMS K-737 A2	4.358	99.3847	10/25/2026	50,000,000.00	49,623,674.96	49,692,362.00	48,814,453.13	877,908.87
3137BSRE5	FHMS K-059 A2	4.148	99.5219	09/25/2026	10,345,641.12	10,308,174.96	10,296,176.23	10,182,373.97	113,802.26
3137BSP72	FHMS K-058 A2	4.465	99.5018	08/25/2026	15,000,000.00	14,929,468.46	14,925,272.70	14,589,843.75	335,428.95
3137BSP72	FHMS K-058 A2	4.142	99.5018	08/25/2026	20,975,000.00	20,892,456.37	20,870,506.33	20,521,907.23	348,599.10
3137BSP72	FHMS K-058 A2	4.251	99.5018	08/25/2026	42,473,000.00	42,294,772.57	42,261,407.16	41,490,811.88	770,595.28
3137FQ3P6	FHMS K-C06 A2	4.291	99.5149	08/25/2026	8,977,148.88	8,937,630.59	8,933,596.60	8,818,646.17	114,950.43
3137BRQJ7	FHMS K-057 A2	4.657	99.6058	07/25/2026	9,852,626.10	9,821,224.31	9,813,786.36	9,405,794.11	407,992.25
3137FNWX4	FHMS K-736 A2	3.655	99.6132	07/25/2026	6,628,949.50	6,615,293.72	6,603,306.27	6,300,091.46	303,214.81
3137FNWX4	FHMS K-736 A2	4.170	99.6132	07/25/2026	31,911,762.89	31,820,388.75	31,788,316.39	31,191,255.28	597,061.11
3137BQYS0	FHMS K-056 A2	4.186	99.7428	05/25/2026	4,975,714.80	4,975,714.80	4,962,914.77	4,883,586.33	79,328.44
3137FMU67	FHMS K-735 A2	3.518	99.7470	05/25/2026	5,548,971.90	5,548,971.90	5,534,934.00	5,418,701.11	116,232.89
---	---	4.177	98.7538	04/03/2029	2,030,321,546.03	2,016,628,860.10	2,004,926,158.14	2,004,472,816.43	453,341.71

Cusip	Description	Yield	Market Price	Final Maturity	Par Value	Book Value	Market Value	Principal	Net Unrealized Gain/Loss
3140Q2MR6	FN BZ6667	4.123	98.5311	04/01/2031	14,714,000.00	14,613,289.85	14,497,865.47	14,612,841.25	(114,975.78)
3140Q2ML9	FN BZ6662	4.129	96.6812	04/01/2031	25,000,000.00	24,380,803.26	24,170,310.25	24,375,976.56	(205,666.31)
3140Q2F29	FN BZ6484	4.200	97.9338	03/01/2031	18,633,000.00	18,285,101.50	18,248,001.23	18,277,808.44	(29,807.21)
3140Q2GJ1	FN BZ6500	4.181	99.3542	03/01/2031	1,897,000.00	1,889,612.01	1,884,750.10	1,889,515.74	(4,765.64)
3140Q2JZ2	FN BZ6579	4.180	99.7861	03/01/2031	3,380,000.00	3,380,000.00	3,372,769.00	3,380,000.00	(7,231.00)

3140Q04W9	FN BZ5336	3.943	98.5068	12/01/2030	23,400,000.00	23,372,193.29	23,050,581.14	23,369,835.95	(319,254.81)
3140Q1CP3	FN BZ5477	4.055	98.5902	11/01/2030	8,909,000.00	8,862,720.36	8,783,399.05	8,858,190.86	(74,791.81)
3140Q1CN8	FN BZ5476	4.055	98.5902	11/01/2030	13,860,000.00	13,788,001.36	13,664,598.81	13,780,954.69	(116,355.88)
3140Q1GR5	FN BZ5607	3.972	98.1968	11/01/2030	38,220,000.00	38,001,816.01	37,530,801.67	37,981,125.00	(450,323.33)
3140Q1D72	FN BZ5525	3.987	98.2750	11/01/2030	24,750,000.00	24,618,424.91	24,323,061.26	24,605,947.27	(282,886.01)
3140Q06B3	FN BZ5365	3.953	98.7558	11/01/2030	34,527,000.00	34,452,256.72	34,097,425.08	34,446,077.34	(348,652.26)
3140Q1C40	FN BZ5490	3.955	98.4659	11/01/2030	25,000,000.00	24,928,163.43	24,616,485.25	24,921,875.00	(305,389.75)
3140Q1JH4	FN BZ5663	4.094	98.0932	11/01/2030	28,849,000.00	28,511,571.54	28,298,915.63	28,483,879.84	(184,964.21)
3140Q0U42	FN BZ5102	4.031	98.4835	10/01/2030	47,851,000.00	47,544,652.59	47,125,324.27	47,507,070.94	(381,746.67)
3140Q03R1	FN BZ5307	3.870	98.4601	10/01/2030	25,000,000.00	24,938,670.36	24,615,034.25	24,931,640.63	(316,606.38)
3140Q0UZ3	FN BZ5099	3.848	98.6230	10/01/2030	32,630,000.00	32,630,000.00	32,180,674.78	32,630,000.00	(449,325.22)
3140Q0XF4	FN BZ5177	3.987	99.1929	10/01/2030	6,580,000.00	6,580,000.00	6,526,891.44	6,580,000.00	(53,108.56)
3140Q0L91	FN BZ4851	3.978	98.9672	09/01/2030	25,000,000.00	25,000,000.00	24,741,788.75	25,000,000.00	(258,211.25)
3140Q0MF6	FN BZ4857	3.996	99.0244	09/01/2030	10,526,000.00	10,524,559.08	10,423,310.03	10,524,355.31	(101,045.28)
3140Q0P30	FN BZ4941	3.972	98.9844	09/01/2030	7,485,000.00	7,471,385.95	7,408,981.82	7,469,503.71	(60,521.89)
3140Q0FN7	FN BZ4672	3.975	99.1845	09/01/2030	32,175,000.00	32,175,000.00	31,912,616.09	32,175,000.00	(262,383.91)
3140Q0FZ0	FN BZ4683	4.107	99.4474	09/01/2030	13,509,000.00	13,503,880.50	13,434,355.21	13,503,195.32	(68,840.11)
3140Q0HM7	FN BZ4735	4.062	99.3046	09/01/2030	16,530,000.00	16,529,419.53	16,415,047.07	16,529,354.30	(114,307.23)
3140Q0SN3	FN BZ5024	4.052	99.2646	09/01/2030	6,050,000.00	6,050,000.00	6,005,505.70	6,050,000.00	(44,494.30)
3140Q0CZ3	FN BZ4587	4.250	99.9932	08/01/2030	9,750,000.00	9,721,757.25	9,749,334.86	9,716,865.23	32,469.63
3140Q0AY8	FN BZ4522	4.192	99.6394	08/01/2030	20,933,850.00	20,895,196.83	20,858,353.95	20,888,874.93	(30,520.98)
3140NYUL3	FN BZ4186	4.200	99.7636	08/01/2030	10,601,000.00	10,593,882.13	10,575,939.87	10,592,717.97	(16,778.10)
3140NY4W8	FN BZ4436	3.922	98.9907	08/01/2030	8,283,000.00	8,283,000.00	8,199,399.02	8,283,000.00	(83,600.98)
3140NYN64	FN BZ4012	4.074	99.1515	07/01/2030	8,345,000.00	8,308,413.41	8,274,192.68	8,301,971.09	(27,778.42)
3140NY3N9	FN BZ4404	4.069	99.4769	07/01/2030	7,048,000.00	7,041,816.88	7,011,130.93	7,040,841.88	(29,710.95)
3140NYN49	FN BZ4010	4.104	99.1515	07/01/2030	12,805,000.00	12,760,682.40	12,696,349.58	12,754,480.27	(58,130.70)
3140NYNY3	FN BZ4006	4.104	99.1515	07/01/2030	18,600,000.00	18,695,072.39	18,600,821.40	18,685,985.94	(85,164.54)
3140NYMU2	FN BZ3970	4.106	99.4247	05/01/2030	18,485,000.00	18,427,245.31	18,378,660.42	18,417,125.39	(38,464.97)
3140NYKT7	FN BZ3905	4.067	99.4472	05/01/2030	10,000,000.00	9,982,716.04	9,944,717.50	9,979,687.50	(34,970.00)
3140NXYY72	FN BZ3433	4.213	99.9306	04/01/2030	12,855,000.00	12,855,000.00	12,846,074.26	12,855,000.00	(8,925.74)
3140NX7M9	FN BZ3599	4.344	99.8201	04/01/2030	35,880,000.00	35,590,148.98	35,815,451.16	35,514,192.21	301,258.95
3140NXWN9	FN BZ3352	4.382	100.6838	03/01/2030	41,362,000.00	41,317,992.51	41,644,837.49	41,305,450.37	339,387.12
3140HXL65	FN BL5748	3.918	94.3258	02/01/2030	12,226,311.43	12,226,311.43	12,048,665.56	12,139,773.20	(91,107.64)
3140NWVP7	FN BZ2421	1.440	100.7905	12/01/2029	31,354,000.00	31,354,000.00	31,601,846.79	31,354,000.00	247,846.79
3140NWVVP1	FN BZ2421	4.498	100.7905	12/01/2029	20,000,000.00	19,919,574.92	20,158,095.80	19,889,062.50	269,033.30
3140NW2N4	FN BZ2580	4.589	100.8241	12/01/2029	30,144,000.00	29,945,626.50	30,392,426.35	29,870,820.00	521,606.35
3140NWYP5	FN BZ2238	4.376	100.5516	11/01/2029	9,870,000.00	9,850,116.40	9,924,441.14	9,842,240.63	82,200.51
3140NWHV0	FN BZ2043	4.334	98.6195	11/01/2029	20,000,000.00	19,723,473.39	19,723,890.40	19,566,406.25	157,484.15
3140LHHC7	FN BS6526	3.976	97.7403	10/01/2029	25,000,000.00	24,626,474.77	24,435,086.75	24,573,242.19	(138,155.44)
3140NWG41	FN BZ2018	3.891	98.6481	10/01/2029	57,415,000.00	57,082,257.92	56,638,827.28	57,029,242.97	(390,415.69)
3140NWG90	FN BZ2023	4.497	99.3888	10/01/2029	15,000,000.00	14,748,968.01	14,908,318.20	14,640,234.38	268,083.82
3140NWEX9	FN BZ1949	4.468	99.4226	10/01/2029	3,444,000.00	3,398,547.82	3,424,115.65	3,380,097.66	44,017.99
3140NWKR5	FN BZ2103	4.517	99.7430	10/01/2029	15,000,000.00	14,786,890.06	14,961,451.95	14,711,132.81	250,319.14
3140HVB60	FN BL3660	4.458	95.5114	08/01/2029	24,185,077.75	22,998,201.43	23,099,516.99	22,360,804.89	738,712.10
3140HUNU6	FN BL3102	4.474	95.3600	08/01/2029	21,513,826.50	20,413,542.02	20,515,589.25	19,817,091.51	698,497.74
3140HUNU6	FN BL3102	4.139	95.3600	08/01/2029	4,690,874.73	4,490,959.10	4,473,219.08	4,385,784.64	87,434.45
3140HUNU6	FN BL3102	4.396	95.3600	08/01/2029	23,923,375.07	22,744,326.97	22,813,335.25	22,115,104.33	698,230.92
3140LGYA4	FN BS6104	3.874	98.8733	08/01/2029	21,190,000.00	21,155,835.33	20,951,260.96	21,151,924.22	(200,663.26)
3138LSYU8	FN AM5522	4.323	99.9553	07/01/2029	27,812,124.32	27,812,124.32	27,799,681.17	27,812,124.32	(12,443.15)
3140NVFJ1	FN BZ1068	4.555	101.2865	06/01/2029	10,000,000.00	10,000,000.00	10,128,654.30	10,000,000.00	128,654.30
3140NVFJ1	FN BZ1068	4.555	101.2865	06/01/2029	15,000,000.00	15,000,000.00	15,192,981.45	15,000,000.00	192,981.45
3140NVE37	FN BZ1053	4.596	101.3953	06/01/2029	15,770,000.00	15,770,000.00	15,990,038.34	15,770,000.00	220,038.34
3140NU4W6	FN BZ0836	4.606	101.3888	05/01/2029	16,365,000.00	16,365,000.00	16,592,277.12	16,365,000.00	227,277.12
3140NU6F1	FN BZ0869	4.623	101.3712	04/01/2029	32,230,000.00	32,206,101.02	32,671,932.93	32,189,712.50	482,220.43
3140NUP0T0	FN BZ0433	4.580	100.2744	03/01/2029	25,000,000.00	24,776,260.72	25,068,595.00	24,609,375.00	459,220.00
3140NUP0T0	FN BZ0433	4.612	100.2744	03/01/2029	25,681,000.00	25,423,465.99	25,751,463.53	25,236,598.32	514,865.21
3140NURK7	FN BZ0489	4.552	101.2121	02/01/2029	25,000,000.00	25,000,000.00	25,303,013.50	25,000,000.00	303,013.50
3140NURK7	FN BZ0489	4.636	101.2121	02/01/2029	16,000,000.00	15,965,738.17	16,193,928.64	15,942,500.00	251,428.64
3140NUNR6	FN BZ0399	4.670	101.2157	02/01/2029	14,966,944.50	14,931,737.53	15,148,903.18	14,903,802.70	245,100.48
3140HSM24	FN BL1276	4.081	99.0264	01/01/2029	7,850,000.00	7,786,788.45	7,773,574.68	7,785,298.83	(11,724.15)
3140LLKK6	FN BS9297	5.110	100.6758	10/01/2028	21,050,000.00	20,733,544.94	21,192,262.85	20,402,054.69	790,208.16
3140LLZT1	FN BS9753	5.092	102.1661	10/01/2028	20,000,000.00	19,973,880.70	20,433,224.60	19,946,875.00	486,349.60
3136B3XY1	FNA 2019-M1 A2	4.441	98.6907	09/25/2028	10,552,041.45	10,422,414.41	10,413,883.57	10,366,556.39	47,327.18
3140LLB83	FN BS9062	5.049	100.7672	09/01/2028	20,000,000.00	19,753,058.81	20,153,441.00	19,481,250.00	672,191.00

3140LLMH1	FN BS9359	5.051	101.4769	08/01/2028	15,874,000.00	15,792,982.42	16,108,443.58	15,699,758.05	408,685.53
3136BQDE6	FNA 2023-M6 A2	4.724	99.8307	07/25/2028	22,910,976.25	22,685,639.95	22,872,186.36	22,437,542.41	434,643.96
3140LKKW2	FN BS8408	4.658	100.5860	06/01/2028	12,003,000.00	11,942,152.73	12,073,334.70	11,878,750.20	194,584.50
3140LKYQ0	FN BS8818	4.526	99.4974	06/01/2028	25,000,000.00	24,730,605.39	24,874,346.00	24,363,281.25	511,064.75
3140LKU84	FN BS8706	4.510	99.8380	06/01/2028	25,000,000.00	24,778,252.74	24,959,491.75	24,478,515.63	480,976.12
3140LKPJ9	FN BS8369	4.649	99.7402	05/01/2028	16,850,000.00	16,761,860.24	16,806,219.82	16,657,804.69	148,415.13
3140LKMJ6	FN BS8367	4.651	100.1429	05/01/2028	14,563,000.00	14,439,606.39	14,583,815.92	14,304,734.30	279,081.62
3140LKJCS	FN BS8358	4.074	99.9144	04/01/2028	24,459,000.00	24,459,000.00	24,438,071.66	24,459,000.00	(20,928.34)
3140LBU27	FN BS1500	4.591	94.5623	03/01/2028	29,612,500.00	27,878,025.23	28,002,261.68	26,109,896.48	1,892,365.20
3140LBU27	FN BS1500	3.741	94.5623	03/01/2028	20,000,000.00	19,094,002.81	18,912,460.40	18,286,718.75	625,741.65
3140LBP64	FN BS1344	4.165	94.5540	03/01/2028	19,966,109.20	18,937,629.25	18,878,748.90	17,987,436.58	891,312.32
3140LHSB7	FN BS6813	4.363	100.0203	02/01/2028	19,478,000.00	19,471,511.61	19,481,946.44	19,459,739.38	22,207.06
3140LJS23	FN BS7736	4.416	99.9706	02/01/2028	20,000,000.00	19,904,241.94	19,994,119.40	19,731,250.00	262,869.40
3140LJS23	FN BS7736	4.071	99.9706	02/01/2028	15,000,000.00	15,000,000.00	14,995,589.55	15,000,000.00	(4,410.45)
3140LJS23	FN BS7736	4.078	99.9706	02/01/2028	10,000,000.00	10,000,000.00	9,997,059.70	10,000,000.00	(2,940.30)
3140LHVX5	FN BS6929	4.280	100.0938	11/01/2027	31,100,000.00	31,068,487.67	31,129,177.09	30,996,738.28	132,438.81
3136BML55	FNA 2022-M11 A2	4.554	98.3047	10/25/2027	20,521,726.20	20,236,238.31	20,173,824.66	19,552,279.85	621,544.80
3138LKZ34	FN AN7061	6.197	97.8103	10/01/2027	12,800,000.00	12,497,735.45	12,519,714.30	12,028,000.00	491,714.30
3136AY6X6	FNA 2017-M15 A2	4.609	98.7860	09/25/2027	12,740,480.49	12,580,374.93	12,585,806.22	12,225,386.78	360,419.44
3138LHUZ5	FN AN5099	3.076	99.0184	04/01/2027	22,857,003.00	22,852,785.30	22,632,644.14	22,835,574.55	(202,930.40)
3138LHDY7	FN AN4618	3.829	98.9335	04/01/2027	9,822,872.40	9,751,460.46	9,718,111.27	9,723,108.86	(4,997.59)
3140HXKT6	FN BL5705	3.988	98.3123	03/01/2027	19,121,234.54	18,821,083.46	18,798,522.97	18,805,286.04	(6,763.07)
3138LG4R4	FN AN4431	3.647	99.3100	01/01/2027	42,620,000.00	42,429,583.49	42,325,900.69	42,315,333.59	10,567.10
3138LGMF8	FN AN3965	3.805	99.1416	01/01/2027	15,084,035.59	14,996,580.05	14,954,552.72	14,949,104.18	5,448.55
3140HV2G8	FN BL4374	4.291	98.9279	10/01/2026	21,300,000.00	21,093,215.71	21,071,653.14	19,947,117.19	1,124,535.95
3136AS4R4	FNA 2016-M7 A2	4.574	99.6300	09/25/2026	8,177,903.74	8,138,001.89	8,147,642.47	8,001,751.69	145,890.78
3138LEVL2	FN AN2418	5.290	99.1886	09/01/2026	15,000,000.00	14,876,680.83	14,878,295.70	14,354,328.92	523,966.78
3138LETCS	FN AN2346	4.438	99.3836	08/01/2026	8,067,292.30	8,033,095.26	8,017,567.61	7,889,244.68	128,322.93
3138LENE7	FN AN2188	3.543	99.5110	07/01/2026	9,467,935.10	9,460,480.65	9,421,633.96	9,285,973.22	135,660.74
3138LECC3	FEDERAL NATIONAL MORTGAGE ASSOCIATION	3.902	99.4973	07/01/2026	4,000,000.00	3,988,405.28	3,979,891.72	3,963,125.00	16,766.72
3138LD5W9	FN AN1760	4.176	99.6306	06/01/2026	15,000,000.00	14,991,074.66	14,944,586.70	14,582,812.50	361,774.20
---	---	4.215	99.1386	05/30/2029	1,896,760,639.50	1,879,509,461.61	1,880,079,320.94	1,866,168,043.89	13,911,277.04

Cusip	Description	Yield	Market Price	Final Maturity	Par Value	Book Value	Market Value	Principal	Net Unrealized Gain/Loss
---	---	4.196	98.9395	04/30/2029	3,927,082,185.54	3,896,138,321.71	3,885,005,479.08	3,870,640,860.32	14,364,618.75

Cusip	Description	Yield	Market Price	Final Maturity	Par Value	Book Value	Market Value	Principal	Net Unrealized Gain/Loss
PPGYBN2W3RC	Altura Credit Union	4.020	100.0000	09/04/2026	25,000,000.00	25,000,000.00	25,000,000.00	25,000,000.00	0.00
95001KUF9	Wells Fargo Bank, National Association	3.800	100.0000	08/31/2026	50,000,000.00	50,000,000.00	50,000,000.00	50,000,000.00	0.00
95001KUF9	Wells Fargo Bank, National Association	3.800	100.0000	08/31/2026	50,000,000.00	50,000,000.00	50,000,000.00	50,000,000.00	0.00
95001KUF9	Wells Fargo Bank, National Association	3.800	100.0000	08/31/2026	50,000,000.00	50,000,000.00	50,000,000.00	50,000,000.00	0.00
95001KUF9	Wells Fargo Bank, National Association	3.800	100.0000	08/31/2026	50,000,000.00	50,000,000.00	50,000,000.00	50,000,000.00	0.00
95001KUJ1	Wells Fargo Bank, National Association	3.800	100.0000	08/31/2026	50,000,000.00	50,000,000.00	50,000,000.00	50,000,000.00	0.00
95001KUJ1	Wells Fargo Bank, National Association	3.800	100.0000	08/31/2026	50,000,000.00	50,000,000.00	50,000,000.00	50,000,000.00	0.00
86959TTW6	Svenska Handelsbanken AB (publ)	3.720	100.0000	08/05/2026	50,000,000.00	50,000,000.00	50,000,000.00	50,000,000.00	0.00
78015JZG5	Royal Bank of Canada New York Branch	3.720	100.0000	07/22/2026	50,000,000.00	50,000,000.00	50,000,000.00	50,000,000.00	0.00
78015JYL5	Royal Bank of Canada New York Branch	3.690	100.0000	06/24/2026	50,000,000.00	50,000,000.00	50,000,000.00	50,000,000.00	0.00
89115DSR8	Toronto-Dominion Bank - New York Branch	3.750	100.0000	06/24/2026	50,000,000.00	50,000,000.00	50,000,000.00	50,000,000.00	0.00
21684X6A9	Coöperatieve Rabobank U.A., New York Branch	3.800	100.0000	06/12/2026	50,000,000.00	50,000,000.00	50,000,000.00	50,000,000.00	0.00
89115DRV0	Toronto-Dominion Bank - New York Branch	3.750	100.0000	06/10/2026	50,000,000.00	50,000,000.00	50,000,000.00	50,000,000.00	0.00
89115DTH9	Toronto-Dominion Bank - New York Branch	3.750	100.0000	06/10/2026	50,000,000.00	50,000,000.00	50,000,000.00	50,000,000.00	0.00
89115DH90	Toronto-Dominion Bank - New York Branch	3.880	100.0000	06/03/2026	50,000,000.00	50,000,000.00	50,000,000.00	50,000,000.00	0.00
89115DH90	Toronto-Dominion Bank - New York Branch	3.880	100.0000	06/03/2026	10,000,000.00	10,000,000.00	10,000,000.00	10,000,000.00	0.00
78015JUQ8	Royal Bank of Canada New York Branch	3.850	100.0000	06/03/2026	40,000,000.00	40,000,000.00	40,000,000.00	40,000,000.00	0.00
78015JUQ8	Royal Bank of Canada New York Branch	3.850	100.0000	06/03/2026	50,000,000.00	50,000,000.00	50,000,000.00	50,000,000.00	0.00
21684XSQ5	Coöperatieve Rabobank U.A., New York Branch	3.850	100.0000	06/02/2026	50,000,000.00	50,000,000.00	50,000,000.00	50,000,000.00	0.00
21684XSQ5	Coöperatieve Rabobank U.A., New York Branch	3.850	100.0000	06/02/2026	25,000,000.00	25,000,000.00	25,000,000.00	25,000,000.00	0.00

21684X5Q5	Coöperatieve Rabobank U.A., New York Branch	3.850	100.0000	06/02/2026	50,000,000.00	50,000,000.00	50,000,000.00	50,000,000.00	0.00
89115DGH3	Toronto-Dominion Bank - New York Branch	3.920	100.0000	05/29/2026	50,000,000.00	50,000,000.00	50,000,000.00	50,000,000.00	0.00
89115DHD1	Toronto-Dominion Bank - New York Branch	3.900	100.0000	05/20/2026	30,000,000.00	30,000,000.00	30,000,000.00	30,000,000.00	0.00
89115DPR1	Toronto-Dominion Bank - New York Branch	3.760	100.0000	05/20/2026	50,000,000.00	50,000,000.00	50,000,000.00	50,000,000.00	0.00
86959TTS5	Svenska Handelsbanken AB (publ)	3.690	100.0000	05/20/2026	50,000,000.00	50,000,000.00	50,000,000.00	50,000,000.00	0.00
78015JNU7	Royal Bank of Canada New York Branch	3.920	100.0000	05/19/2026	50,000,000.00	50,000,000.00	50,000,000.00	50,000,000.00	0.00
06051WWL4	Bank of America, National Association	3.950	100.0000	05/15/2026	50,000,000.00	50,000,000.00	50,000,000.00	50,000,000.00	0.00
86959TTC0	Svenska Handelsbanken AB (publ)	3.670	100.0000	05/15/2026	50,000,000.00	50,000,000.00	50,000,000.00	50,000,000.00	0.00
86959TTE6	Svenska Handelsbanken AB (publ)	3.650	100.0000	05/15/2026	50,000,000.00	50,000,000.00	50,000,000.00	50,000,000.00	0.00
86959TTQ9	Svenska Handelsbanken AB (publ)	3.690	100.0000	05/15/2026	100,000,000.00	100,000,000.00	100,000,000.00	100,000,000.00	0.00
89115DDH6	Toronto-Dominion Bank - New York Branch	3.980	100.0000	05/13/2026	50,000,000.00	50,000,000.00	50,000,000.00	50,000,000.00	0.00
89115DCV6	Toronto-Dominion Bank - New York Branch	3.980	100.0000	05/12/2026	50,000,000.00	50,000,000.00	50,000,000.00	50,000,000.00	0.00
89115DCD6	Toronto-Dominion Bank - New York Branch	3.950	100.0000	05/11/2026	50,000,000.00	50,000,000.00	50,000,000.00	50,000,000.00	0.00
89115DBH8	Toronto-Dominion Bank - New York Branch	3.950	100.0000	05/06/2026	50,000,000.00	50,000,000.00	50,000,000.00	50,000,000.00	0.00

---	---	3.814	100.0000	06/19/2026	1,630,000,000.00	1,630,000,000.00	1,630,000,000.00	1,630,000,000.00	0.00
-----	-----	--------------	-----------------	-------------------	-------------------------	-------------------------	-------------------------	-------------------------	-------------

Cusip	Description	Yield	Market Price	Final Maturity	Par Value	Book Value	Market Value	Principal	Net Unrealized Gain/Loss
-------	-------------	-------	--------------	----------------	-----------	------------	--------------	-----------	--------------------------

---	---	3.814	100.0000	06/19/2026	1,630,000,000.00	1,630,000,000.00	1,630,000,000.00	1,630,000,000.00	0.00
-----	-----	--------------	-----------------	-------------------	-------------------------	-------------------------	-------------------------	-------------------------	-------------

Cusip	Description	Yield	Market Price	Final Maturity	Par Value	Book Value	Market Value	Principal	Net Unrealized Gain/Loss
-------	-------------	-------	--------------	----------------	-----------	------------	--------------	-----------	--------------------------

7426M5KW3	Private Export Funding Corporation	3.648	98.2154	10/30/2026	25,000,000.00	24,553,847.22	24,553,847.22	24,193,493.06	360,354.16
7426M5KU7	Private Export Funding Corporation	3.798	98.1450	10/28/2026	40,000,000.00	39,258,000.00	39,258,000.00	39,076,622.22	181,377.78
7426M5KE3	Private Export Funding Corporation	3.574	98.3999	10/14/2026	25,000,000.00	24,599,986.11	24,599,986.11	24,272,263.89	327,722.22
7426M3JW0	Private Export Funding Corporation	3.591	98.5222	09/30/2026	50,000,000.00	49,261,111.11	49,261,111.11	48,736,111.11	525,000.00
7426M3JE0	Private Export Funding Corporation	3.780	98.5984	09/14/2026	25,000,000.00	24,649,611.11	24,649,611.11	24,536,250.00	113,361.11
46656HLK6	J.P. Morgan Securities LLC	3.880	100.0000	09/04/2026	50,000,000.00	50,000,000.00	50,000,000.00	50,000,000.00	0.00
46656HLK6	J.P. Morgan Securities LLC	3.880	100.0000	09/04/2026	50,000,000.00	50,000,000.00	50,000,000.00	50,000,000.00	0.00
46656HKP6	J.P. Morgan Securities LLC	4.257	100.0000	08/31/2026	50,000,000.00	50,000,000.00	50,000,000.00	50,000,000.00	0.00
46656HKP6	J.P. Morgan Securities LLC	4.257	100.0000	08/31/2026	50,000,000.00	50,000,000.00	50,000,000.00	50,000,000.00	0.00
46656HKE1	J.P. Morgan Securities LLC	4.254	100.0000	08/10/2026	50,000,000.00	50,000,000.00	50,000,000.00	50,000,000.00	0.00
46656HKE1	J.P. Morgan Securities LLC	4.254	100.0000	08/10/2026	50,000,000.00	50,000,000.00	50,000,000.00	50,000,000.00	0.00
7426M3GX1	Private Export Funding Corporation	3.791	99.0673	07/31/2026	50,000,000.00	49,533,625.00	49,533,625.00	48,667,500.00	866,125.00
7426M3GV5	Private Export Funding Corporation	3.787	99.0878	07/29/2026	30,000,000.00	29,726,325.00	29,726,325.00	29,228,175.00	498,150.00
47816GGV5	Johnson & Johnson	3.677	99.1051	07/29/2026	50,000,000.00	49,552,527.78	49,552,527.78	49,220,694.44	331,833.34
7426M3GN3	Private Export Funding Corporation	3.693	99.1777	07/22/2026	25,000,000.00	24,794,430.55	24,794,430.55	24,438,444.44	355,986.11
47816GGD5	Johnson & Johnson	3.671	99.2659	07/13/2026	25,000,000.00	24,816,486.11	24,816,486.11	24,653,083.33	163,402.78
47816GGD5	Johnson & Johnson	3.671	99.2659	07/13/2026	50,000,000.00	49,632,972.22	49,632,972.22	49,306,166.67	326,805.55
7426M3G86	Private Export Funding Corporation	3.591	99.3351	07/08/2026	50,000,000.00	49,667,555.56	49,667,555.56	49,007,555.56	660,000.00
47816GG86	Johnson & Johnson	3.699	99.3106	07/08/2026	50,000,000.00	49,655,277.78	49,655,277.78	49,335,902.78	319,375.00
71344UG86	PepsiCo, Inc.	3.715	99.3068	07/08/2026	50,000,000.00	49,653,388.89	49,653,388.89	49,393,430.56	259,958.33
47816GG29	Johnson & Johnson	3.697	99.3714	07/02/2026	50,000,000.00	49,685,694.44	49,685,694.44	49,366,319.44	319,375.00
71344UFW4	PepsiCo, Inc.	3.722	99.3867	06/30/2026	50,000,000.00	49,693,333.34	49,693,333.34	49,432,666.67	260,666.67
71344UFW4	PepsiCo, Inc.	3.720	99.3867	06/30/2026	50,000,000.00	49,693,333.33	49,693,333.33	49,458,222.22	235,111.12
71344UFW4	PepsiCo, Inc.	3.720	99.3867	06/30/2026	11,000,000.00	10,932,533.33	10,932,533.33	10,880,808.89	51,724.44
78015DFV7	Royal Bank of Canada New York Branch	3.726	99.4002	06/29/2026	50,000,000.00	49,700,083.33	49,700,083.33	49,120,583.33	579,500.00
47816GFV6	Johnson & Johnson	3.707	99.4002	06/29/2026	50,000,000.00	49,700,083.33	49,700,083.33	49,364,583.33	335,500.00
77119MFS1	Roche Holdings, Inc.	3.693	99.4322	06/26/2026	50,000,000.00	49,716,111.11	49,716,111.11	49,422,083.33	294,027.78
47816GFN4	Johnson & Johnson	3.704	99.4713	06/22/2026	50,000,000.00	49,735,666.67	49,735,666.67	49,405,250.00	330,416.67
47816GFN4	Johnson & Johnson	3.704	99.4713	06/22/2026	23,000,000.00	22,878,406.67	22,878,406.67	22,726,415.00	151,991.67
47816GFN4	Johnson & Johnson	3.704	99.4713	06/22/2026	50,000,000.00	49,735,666.67	49,735,666.67	49,405,250.00	330,416.67
74271UF96	The Procter & Gamble Company	3.727	99.6003	06/09/2026	50,000,000.00	49,800,125.00	49,800,125.00	49,502,875.00	297,250.00
74271UF96	The Procter & Gamble Company	3.727	99.6003	06/09/2026	50,000,000.00	49,800,125.00	49,800,125.00	49,502,875.00	297,250.00
78015DF88	Royal Bank of Canada New York Branch	3.863	99.5999	06/08/2026	50,000,000.00	49,799,972.22	49,799,972.22	49,052,500.00	747,472.22
78015DF88	Royal Bank of Canada New York Branch	3.863	99.5999	06/08/2026	50,000,000.00	49,799,972.22	49,799,972.22	49,052,500.00	747,472.22
78015DF88	Royal Bank of Canada New York Branch	3.863	99.5999	06/08/2026	50,000,000.00	49,799,972.22	49,799,972.22	49,052,500.00	747,472.22
63763QF10	National Securities Clearing Corporation	3.673	99.6874	06/01/2026	50,000,000.00	49,843,708.33	49,843,708.33	49,415,166.67	428,541.66
7426M5EV2	Private Export Funding Corporation	3.799	99.7114	05/29/2026	25,000,000.00	24,927,861.11	24,927,861.11	24,415,159.72	512,701.39

47816GET2	Johnson & Johnson	3.695	99.7357	05/27/2026	50,000,000.00	49,867,833.33	49,867,833.33	49,532,333.33	335,500.00
47816GET2	Johnson & Johnson	3.694	99.7357	05/27/2026	50,000,000.00	49,867,833.33	49,867,833.33	49,542,500.00	325,333.33
47816GET2	Johnson & Johnson	3.694	99.7357	05/27/2026	50,000,000.00	49,867,833.33	49,867,833.33	49,542,500.00	325,333.33
7426M5ET7	Private Export Funding Corporation	3.692	99.7357	05/27/2026	25,000,000.00	24,933,916.67	24,933,916.67	24,786,500.00	147,416.67
47816GEL9	Johnson & Johnson	3.691	99.8068	05/20/2026	50,000,000.00	49,903,416.67	49,903,416.67	49,578,083.34	325,333.33
47816GEL9	Johnson & Johnson	3.691	99.8068	05/20/2026	50,000,000.00	49,903,416.67	49,903,416.67	49,578,083.33	325,333.34
71344UEL9	PepsiCo, Inc.	3.707	99.8058	05/20/2026	50,000,000.00	49,902,888.89	49,902,888.89	49,642,222.22	260,666.67
21687BEI6	Coöperatieve Rabobank U.A., New York Branch	3.937	99.8177	05/18/2026	25,000,000.00	24,954,430.56	24,954,430.56	24,512,138.89	442,291.67
7426M3ED7	Private Export Funding Corporation	3.687	99.8790	05/13/2026	25,000,000.00	24,969,750.00	24,969,750.00	24,611,791.67	357,958.33
47816GED7	Johnson & Johnson	3.625	99.8810	05/13/2026	50,000,000.00	49,940,500.00	49,940,500.00	49,246,333.33	694,166.67
89233HEB6	Toyota Motor Credit Corporation	3.780	99.8961	05/11/2026	50,000,000.00	49,948,055.56	49,948,055.56	49,475,361.11	472,694.45
64105HE81	Nestle Capital Corporation	3.694	99.9298	05/08/2026	50,000,000.00	49,964,902.78	49,964,902.78	49,543,736.11	421,166.67
63763QE60	National Securities Clearing Corporation	3.743	99.9493	05/06/2026	50,000,000.00	49,974,652.78	49,974,652.78	49,437,291.67	537,361.11
63763QE60	National Securities Clearing Corporation	3.743	99.9493	05/06/2026	25,000,000.00	24,987,326.39	24,987,326.39	24,718,645.83	268,680.56
47816GE62	Johnson & Johnson	3.714	99.9488	05/06/2026	25,000,000.00	24,987,187.50	24,987,187.50	24,838,562.50	148,625.00
47816GE54	Johnson & Johnson	3.624	99.9601	05/05/2026	50,000,000.00	49,980,055.56	49,980,055.56	49,526,319.44	453,736.12
47816GE54	Johnson & Johnson	3.624	99.9601	05/05/2026	50,000,000.00	49,980,055.56	49,980,055.56	49,526,319.44	453,736.12
---	---	3.767	99.5523	06/29/2026	2,329,000,000.00	2,318,531,848.33	2,318,531,848.34	2,300,280,173.87	18,251,674.47

Cusip	Description	Yield	Market Price	Final Maturity	Par Value	Book Value	Market Value	Principal	Net Unrealized Gain/Loss
---	---	3.767	99.5523	06/29/2026	2,329,000,000.00	2,318,531,848.33	2,318,531,848.34	2,300,280,173.87	18,251,674.47

Cusip	Description	Yield	Market Price	Final Maturity	Par Value	Book Value	Market Value	Principal	Net Unrealized Gain/Loss
037833DK3	APPLE INC	4.252	98.6622	11/13/2027	11,148,000.00	10,948,596.21	10,998,862.06	10,755,590.40	243,271.66
037833DK3	APPLE INC	4.070	98.6622	11/13/2027	8,275,000.00	8,147,167.12	8,164,297.05	8,057,615.75	106,681.30
037833DB3	APPLE INC	4.444	98.5734	09/12/2027	4,296,000.00	4,212,245.11	4,234,713.26	4,104,656.16	130,057.10
037833DB3	APPLE INC	3.620	98.5734	09/12/2027	25,000,000.00	24,768,683.12	24,643,350.00	24,497,500.00	145,850.00
037833DB3	APPLE INC	3.618	98.5734	09/12/2027	10,000,000.00	9,907,666.45	9,857,340.00	9,800,900.00	56,440.00
037833DB3	APPLE INC	4.322	98.5734	09/12/2027	8,635,000.00	8,478,472.19	8,511,813.09	8,308,769.70	203,043.39
931142EX7	WALMART INC	4.404	100.0104	09/09/2027	20,000,000.00	19,885,605.63	20,002,080.00	19,738,000.00	264,080.00
931142EX7	WALMART INC	4.326	100.0104	09/09/2027	3,770,000.00	3,752,108.79	3,770,392.08	3,729,095.50	41,296.58
594918CQ5	MICROSOFT CORP	3.994	99.3846	06/15/2027	6,441,000.00	6,400,635.16	6,401,362.09	6,339,103.38	62,258.71
594918CQ5	MICROSOFT CORP	3.718	99.3846	06/15/2027	5,000,000.00	4,983,075.82	4,969,230.00	4,958,350.00	10,880.00
037833CR9	APPLE INC	3.677	99.3155	05/11/2027	20,000,000.00	19,907,009.35	19,863,100.00	19,761,200.00	101,900.00
037833CR9	APPLE INC	3.647	99.3155	05/11/2027	10,411,000.00	10,365,636.61	10,339,736.71	10,295,958.45	43,778.26
931142CH4	WALMART INC	3.581	101.8116	04/05/2027	3,351,000.00	3,418,695.17	3,411,706.72	3,536,712.42	(125,005.70)
771196BV3	ROCHE HOLDINGS INC	4.213	98.5146	03/10/2027	20,000,000.00	19,693,955.56	19,702,920.00	19,084,800.00	618,120.00
771196BV3	ROCHE HOLDINGS INC	4.559	98.5146	03/10/2027	5,000,000.00	4,910,082.44	4,925,730.00	4,726,800.00	198,930.00
771196BV3	ROCHE HOLDINGS INC	4.326	98.5146	03/10/2027	25,000,000.00	24,595,571.05	24,628,650.00	23,772,500.00	856,150.00
771196BV3	ROCHE HOLDINGS INC	3.870	98.5146	03/10/2027	6,000,000.00	5,924,135.61	5,910,876.00	5,785,980.00	124,896.00
771196BV3	ROCHE HOLDINGS INC	4.128	98.5146	03/10/2027	5,710,000.00	5,626,429.20	5,625,183.66	5,461,957.60	163,226.06
06054REL2	Bank of America, National Association	3.763	99.8968	11/23/2026	25,000,000.00	25,000,000.00	24,974,211.50	25,000,000.00	(25,788.50)
06054REK4	BANK OF AMERICA, NATIONAL ASSOCIATION	3.780	100.0000	11/20/2026	50,000,000.00	50,000,000.00	50,000,000.00	50,000,000.00	0.00
06054REK4	BANK OF AMERICA, NATIONAL ASSOCIATION	3.780	100.0000	11/20/2026	50,000,000.00	50,000,000.00	50,000,000.00	50,000,000.00	0.00
06054RED0	BANK OF AMERICA, NATIONAL ASSOCIATION	3.740	100.0000	11/16/2026	50,000,000.00	50,000,000.00	50,000,000.00	50,000,000.00	0.00
06054RE81	BANK OF AMERICA, NATIONAL ASSOCIATION	3.730	100.0000	11/13/2026	50,000,000.00	50,000,000.00	50,000,000.00	50,000,000.00	0.00
06054REC2	BANK OF AMERICA, NATIONAL ASSOCIATION	3.750	100.0000	09/30/2026	50,000,000.00	50,000,000.00	50,000,000.00	50,000,000.00	0.00
06054RE73	BANK OF AMERICA, NATIONAL ASSOCIATION	3.740	100.0000	09/17/2026	50,000,000.00	50,000,000.00	50,000,000.00	50,000,000.00	0.00
594918CG7	MICROSOFT CORP	4.560	99.6849	09/15/2026	14,108,000.00	14,050,874.72	14,063,545.69	13,685,606.48	377,939.21
037833DN7	APPLE INC	4.211	99.3339	09/11/2026	15,000,000.00	14,886,986.74	14,900,085.00	14,538,600.00	361,485.00
037833DN7	APPLE INC	5.003	99.3339	09/11/2026	10,557,000.00	10,451,055.71	10,486,679.82	9,891,064.44	595,615.38
06054REP3	BANK OF AMERICA, NATIONAL ASSOCIATION	3.800	100.0000	08/19/2026	50,000,000.00	50,000,000.00	50,000,000.00	50,000,000.00	0.00
06054REQ1	BANK OF AMERICA, NATIONAL ASSOCIATION	3.800	100.0000	08/05/2026	50,000,000.00	50,000,000.00	50,000,000.00	50,000,000.00	0.00
---	---	3.890	99.6539	12/26/2026	662,702,000.00	660,314,687.75	660,385,864.72	655,830,760.28	4,555,104.44

Cusip	Description	Yield	Market Price	Final Maturity	Par Value	Book Value	Market Value	Principal	Net Unrealized Gain/Loss
---	---	3.890	99.6539	12/26/2026	662,702,000.00	660,314,687.75	660,385,864.72	655,830,760.28	4,555,104.44

Cusip	Description	Yield	Market Price	Final Maturity	Par Value	Book Value	Market Value	Principal	Net Unrealized Gain/Loss
608919718	FEDERATED HRMS GV O PRMR	3.570	1.0000	04/30/2026	1,000,000.00	1,000,000.00	1,000,000.00	1,000,000.00	0.00
31607A703	FIDELITY IMM:GOVT INSTL	3.560	1.0000	04/30/2026	1,000,000.00	1,000,000.00	1,000,000.00	1,000,000.00	0.00
857492706	SS INST INV:US GV MM PRM	3.590	1.0000	04/30/2026	1,000,000.00	1,000,000.00	1,000,000.00	1,000,000.00	0.00
857492706	SS INST INV:US GV MM PRM	3.590	1.0000	04/30/2026	45,000,000.00	45,000,000.00	45,000,000.00	45,000,000.00	0.00
857492706	SS INST INV:US GV MM PRM	3.590	1.0000	04/30/2026	55,000,000.00	55,000,000.00	55,000,000.00	55,000,000.00	0.00
69347S	PNC BANK DEPOSIT	3.500	1.0000	04/30/2026	100,000,000.00	100,000,000.00	100,000,000.00	100,000,000.00	0.00
4812CA538	JPMORGAN:US GVT MM EMPWR	3.550	1.0000	04/30/2026	1,000,000.00	1,000,000.00	1,000,000.00	1,000,000.00	0.00
26200X100	DREYFUS INST PGV MM INST	3.610	1.0000	04/30/2026	95,000,000.00	95,000,000.00	95,000,000.00	95,000,000.00	0.00
---	---	3.566	1.0000	04/30/2026	299,000,000.00	299,000,000.00	299,000,000.00	299,000,000.00	0.00

Cusip	Description	Yield	Market Price	Final Maturity	Par Value	Book Value	Market Value	Principal	Net Unrealized Gain/Loss
---	---	3.566	1.0000	04/30/2026	299,000,000.00	299,000,000.00	299,000,000.00	299,000,000.00	0.00

Cusip	Description	Yield	Market Price	Final Maturity	Par Value	Book Value	Market Value	Principal	Net Unrealized Gain/Loss
13063ETN6	STATE OF CALIFORNIA	4.001	101.0617	04/01/2029	66,740,000.00	67,647,868.60	67,448,570.43	67,662,346.80	(213,776.37)
60412AR54	STATE OF MINNESOTA	4.051	99.9941	08/01/2028	1,250,000.00	1,250,000.00	1,249,926.18	1,250,000.00	(73.82)
419792M29	STATE OF HAWAII	4.513	101.3873	10/01/2027	5,000,000.00	5,031,541.03	5,069,364.38	5,084,150.00	(14,785.62)
13063D3N6	STATE OF CALIFORNIA	4.847	100.7526	03/01/2027	9,300,000.00	9,300,000.00	9,369,990.19	9,300,000.00	69,990.19
13063DRD2	STATE OF CALIFORNIA	4.259	99.3967	10/01/2026	5,500,000.00	5,458,358.33	5,466,818.43	5,336,155.00	130,663.43
13063EBN5	STATE OF CALIFORNIA	5.096	100.5084	09/01/2026	30,000,000.00	30,038,220.90	30,152,530.76	30,269,100.00	(116,569.24)
93974EYCA	STATE OF WASHINGTON	3.370	99.9658	08/01/2026	20,825,000.00	20,825,000.00	20,817,882.98	20,825,000.00	(7,117.02)
---	---	4.228	100.6955	12/31/2027	138,615,000.00	139,550,988.85	139,575,083.34	139,726,751.80	(151,668.46)

Cusip	Description	Yield	Market Price	Final Maturity	Par Value	Book Value	Market Value	Principal	Net Unrealized Gain/Loss
---	---	4.228	100.6955	12/31/2027	138,615,000.00	139,550,988.85	139,575,083.34	139,726,751.80	(151,668.46)

Cusip	Description	Yield	Market Price	Final Maturity	Par Value	Book Value	Market Value	Principal	Net Unrealized Gain/Loss
900999101	CalTRUST Liquidity Fund	3.737	1.0000	---	113,000,000.00	113,000,000.00	113,000,000.00	113,000,000.00	0.00
900999101	CalTRUST Liquidity Fund	3.737	1.0000	---	113,000,000.00	113,000,000.00	113,000,000.00	113,000,000.00	0.00

Cusip	Description	Yield	Market Price	Final Maturity	Par Value	Book Value	Market Value	Principal	Net Unrealized Gain/Loss
900999101	CalTRUST Liquidity Fund	3.737	1.0000	---	113,000,000.00	113,000,000.00	113,000,000.00	113,000,000.00	0.00

Cusip	Description	Yield	Market Price	Final Maturity	Par Value	Book Value	Market Value	Principal	Net Unrealized Gain/Loss
-------	-------------	-------	--------------	----------------	-----------	------------	--------------	-----------	--------------------------

459058LY7	INTERNATIONAL BANK FOR RECONSTRUCTION AND DE	3.609	97.9103	10/28/2030	8,500,000.00	8,462,111.41	8,322,375.50	8,457,840.00	(135,464.50)
459058KD4	INTERNATIONAL BANK FOR RECONSTRUCTION AND DE	4.630	100.1148	11/22/2028	10,000,000.00	10,000,000.00	10,011,480.00	10,000,000.00	11,480.00
459058LG6	INTERNATIONAL BANK FOR RECONSTRUCTION AND DE	5.590	100.2114	05/15/2028	10,000,000.00	10,009,244.53	10,021,140.00	10,017,000.00	4,140.00
459058LG6	INTERNATIONAL BANK FOR RECONSTRUCTION AND DE	5.584	100.2114	05/15/2028	10,000,000.00	10,008,822.37	10,021,140.00	10,016,200.00	4,940.00
459058LG6	INTERNATIONAL BANK FOR RECONSTRUCTION AND DE	5.601	100.2114	05/15/2028	10,000,000.00	10,007,746.68	10,021,140.00	10,014,100.00	7,040.00
459058LG6	INTERNATIONAL BANK FOR RECONSTRUCTION AND DE	5.096	100.2114	05/15/2028	5,000,000.00	5,003,365.96	5,010,570.00	5,006,000.00	4,570.00
459058LG6	INTERNATIONAL BANK FOR RECONSTRUCTION AND DE	4.919	100.2114	05/15/2028	10,000,000.00	10,003,933.60	10,021,140.00	10,006,600.00	14,540.00
459058KN2	INTERNATIONAL BANK FOR RECONSTRUCTION AND DE	4.222	100.1774	01/12/2027	9,665,000.00	9,682,717.55	9,682,145.71	9,692,545.25	(10,399.54)
459053M50	INTERNATIONAL BANK FOR RECONSTRUCTION AND DE	3.719	98.0448	10/30/2026	50,000,000.00	49,090,000.00	49,022,400.00	48,945,000.00	77,400.00
459053M50	INTERNATIONAL BANK FOR RECONSTRUCTION AND DE	3.719	98.0448	10/30/2026	50,000,000.00	49,090,000.00	49,022,400.00	48,945,000.00	77,400.00
459053M50	INTERNATIONAL BANK FOR RECONSTRUCTION AND DE	3.719	98.0448	10/30/2026	25,000,000.00	24,545,000.00	24,511,200.00	24,472,500.00	38,700.00
459053K52	INTERNATIONAL BANK FOR RECONSTRUCTION AND DE	3.718	98.2136	10/14/2026	25,000,000.00	24,585,000.00	24,553,400.00	24,512,500.00	40,900.00
459053K52	INTERNATIONAL BANK FOR RECONSTRUCTION AND DE	3.718	98.2136	10/14/2026	25,000,000.00	24,585,000.00	24,553,400.00	24,512,500.00	40,900.00
459053K52	INTERNATIONAL BANK FOR RECONSTRUCTION AND DE	3.718	98.2136	10/14/2026	25,000,000.00	24,585,000.00	24,553,400.00	24,512,500.00	40,900.00
459053H72	INTERNATIONAL BANK FOR RECONSTRUCTION AND DE	3.749	98.3660	09/30/2026	50,000,000.00	49,233,666.66	49,183,000.00	49,057,208.33	125,791.67
459053G81	INTERNATIONAL BANK FOR RECONSTRUCTION AND DE	3.748	98.4400	09/23/2026	50,000,000.00	49,268,958.33	49,220,000.00	49,092,500.00	127,500.00
459053E34	INTERNATIONAL BANK FOR RECONSTRUCTION AND DE	3.740	98.6630	09/02/2026	50,000,000.00	49,374,833.33	49,331,500.00	49,198,375.00	133,125.00
459053ZW7	INTERNATIONAL BANK FOR RECONSTRUCTION AND DE	3.726	99.0630	07/27/2026	50,000,000.00	49,561,375.00	49,531,500.00	49,384,916.67	146,583.33
459053XX7	INTERNATIONAL BANK FOR RECONSTRUCTION AND DE	3.697	99.5681	06/10/2026	25,000,000.00	24,900,555.56	24,892,025.00	24,530,125.00	361,900.00
45818LXH8	INTER-AMERICAN DEVELOPMENT BANK	3.663	99.7196	05/27/2026	50,000,000.00	49,870,000.00	49,859,800.00	49,825,000.00	34,800.00
45818LXH8	INTER-AMERICAN DEVELOPMENT BANK	3.673	99.7196	05/27/2026	50,000,000.00	49,869,638.89	49,859,800.00	49,824,513.89	35,286.11
---	---	3.866	98.8416	11/24/2026	598,165,000.00	591,736,969.88	591,204,956.21	590,022,924.14	1,182,032.07

Cusip	Description	Yield	Market Price	Final Maturity	Par Value	Book Value	Market Value	Principal	Net Unrealized Gain/Loss
---	---	3.866	98.8416	11/24/2026	598,165,000.00	591,736,969.88	591,204,956.21	590,022,924.14	1,182,032.07

Cusip	Description	Yield	Market Price	Final Maturity	Par Value	Book Value	Market Value	Principal	Net Unrealized Gain/Loss
RP05012026364	Reference Number: L26043000014A0	3.640	100.0000	05/01/2026	500,000,000.00	500,000,000.00	500,000,000.00	500,000,000.00	0.00
RP05012026364	Reference Number: L26043000014A0	3.640	100.0000	05/01/2026	500,000,000.00	500,000,000.00	500,000,000.00	500,000,000.00	0.00

Cusip	Description	Yield	Market Price	Final Maturity	Par Value	Book Value	Market Value	Principal	Net Unrealized Gain/Loss
RP05012026364	Reference Number: L26043000014A0	3.640	100.0000	05/01/2026	500,000,000.00	500,000,000.00	500,000,000.00	500,000,000.00	0.00

Cusip	Description	Yield	Market Price	Final Maturity	Par Value	Book Value	Market Value	Principal	Net Unrealized Gain/Loss
912797TV9	UNITED STATES TREASURY	3.643	97.1066	02/18/2027	50,000,000.00	48,573,883.54	48,553,312.50	48,359,722.71	193,589.79
912797TV9	UNITED STATES TREASURY	3.684	97.1066	02/18/2027	50,000,000.00	48,556,975.00	48,553,312.50	48,404,300.00	149,012.50
912797TM9	UNITED STATES TREASURY	3.605	97.4015	01/21/2027	50,000,000.00	48,720,933.33	48,700,764.00	48,508,560.00	192,204.00
912797US4	UNITED STATES TREASURY	3.689	99.0500	08/04/2026	50,000,000.00	49,524,967.01	49,525,000.00	49,474,963.54	50,036.46
912797UA3	UNITED STATES TREASURY	3.675	99.5387	06/16/2026	25,000,000.00	24,885,581.39	24,884,680.50	24,706,491.39	178,189.11
912797UA3	UNITED STATES TREASURY	3.674	99.5387	06/16/2026	25,000,000.00	24,885,606.94	24,884,680.50	24,706,556.94	178,123.56
---	UNITED STATES TREASURY	3.659	98.0516	11/14/2026	250,000,000.00	245,147,947.22	245,101,750.00	244,160,594.58	941,155.42

Cusip	Description	Yield	Market Price	Final Maturity	Par Value	Book Value	Market Value	Principal	Net Unrealized Gain/Loss
91282CQD6	UNITED STATES TREASURY	4.000	97.7852	02/28/2031	25,000,000.00	24,456,355.30	24,446,289.00	24,444,335.94	1,953.06
91282CQD6	UNITED STATES TREASURY	4.000	97.7852	02/28/2031	25,000,000.00	24,456,355.30	24,446,289.00	24,444,335.94	1,953.06
91282CQD6	UNITED STATES TREASURY	4.018	97.7852	02/28/2031	25,000,000.00	24,437,246.52	24,446,289.00	24,424,804.69	21,484.31

91282CQD6	UNITED STATES TREASURY	4.003	97.7852	02/28/2031	25,000,000.00	24,453,488.98	24,446,289.00	24,441,406.25	4,882.75
91282CKX8	UNITED STATES TREASURY	4.045	100.9453	06/30/2029	25,000,000.00	25,147,978.26	25,236,328.00	25,189,453.13	46,874.87
91282CKT7	UNITED STATES TREASURY	3.980	101.6602	05/31/2029	20,000,000.00	20,293,630.30	20,332,031.20	20,381,250.00	(49,218.80)
91282CJF9	UNITED STATES TREASURY	4.010	102.2773	10/31/2028	10,000,000.00	10,199,606.66	10,227,734.40	10,282,812.50	(55,078.10)
91282CCY5	UNITED STATES TREASURY	3.548	93.9258	09/30/2028	7,000,000.00	6,640,393.57	6,574,804.67	6,405,000.00	169,804.67
912810FB9	UNITED STATES TREASURY	4.003	103.1172	11/15/2027	15,000,000.00	15,440,810.44	15,467,578.05	16,425,000.00	(957,421.95)
91282CFH9	UNITED STATES TREASURY	3.269	99.0547	08/31/2027	5,000,000.00	4,991,196.71	4,952,734.35	4,966,992.19	(14,257.84)
912810FA1	UNITED STATES TREASURY	3.247	102.9453	08/15/2027	15,000,000.00	15,554,694.62	15,441,796.80	17,133,984.38	(1,692,187.58)
912810FA1	UNITED STATES TREASURY	3.483	102.9453	08/15/2027	15,000,000.00	15,509,823.96	15,441,796.80	16,957,031.25	(1,515,234.45)
91282CEW7	UNITED STATES TREASURY	3.109	99.3477	06/30/2027	15,000,000.00	15,022,612.96	14,902,148.40	15,094,335.94	(192,187.54)
91282CEW7	UNITED STATES TREASURY	3.213	99.3477	06/30/2027	15,000,000.00	15,005,909.03	14,902,148.40	15,024,609.38	(122,460.98)
91282ZS2	UNITED STATES TREASURY	2.845	96.5195	05/31/2027	20,000,000.00	19,530,349.38	19,303,906.20	17,828,906.25	1,474,999.95
91282CNE7	UNITED STATES TREASURY	3.792	100.0664	05/31/2027	25,000,000.00	25,020,924.70	25,016,601.50	25,022,460.94	(5,859.44)
91282CKR1	UNITED STATES TREASURY	3.795	100.7031	05/15/2027	25,000,000.00	25,176,894.25	25,175,781.25	25,190,429.69	(14,648.44)
91282ZLN3	UNITED STATES TREASURY	3.779	96.8047	04/30/2027	50,000,000.00	48,411,384.51	48,402,343.50	48,306,640.63	95,702.87
91282ZLN3	UNITED STATES TREASURY	3.779	96.8047	04/30/2027	50,000,000.00	48,411,384.50	48,402,343.50	48,306,640.62	95,702.88
91282ZLN3	UNITED STATES TREASURY	3.749	96.8047	04/30/2027	50,000,000.00	48,425,255.02	48,402,343.50	48,330,078.13	72,265.37
91282CEF4	UNITED STATES TREASURY	2.503	98.8750	03/31/2027	25,000,000.00	24,999,285.49	24,718,750.00	24,996,093.75	(277,343.75)
91282CEF4	UNITED STATES TREASURY	2.502	98.8750	03/31/2027	25,000,000.00	24,999,642.75	24,718,750.00	24,998,046.88	(279,296.88)
91282CMV0	UNITED STATES TREASURY	3.738	100.0977	03/31/2027	50,000,000.00	50,060,766.27	50,048,828.00	50,066,406.25	(17,578.25)
912810EZ7	UNITED STATES TREASURY	3.048	102.1953	02/15/2027	15,000,000.00	15,394,770.07	15,329,296.80	17,248,828.13	(1,919,531.33)
91282CKA8	UNITED STATES TREASURY	3.735	100.2813	02/15/2027	50,000,000.00	50,149,147.73	50,140,625.00	50,164,062.50	(23,437.50)
91282CJT9	UNITED STATES TREASURY	3.530	100.1953	01/15/2027	50,000,000.00	50,162,204.91	50,097,656.00	50,230,468.75	(132,812.75)
91282CDQ1	UNITED STATES TREASURY	3.624	98.3906	12/31/2026	50,000,000.00	49,228,363.83	49,195,312.50	48,779,296.88	416,015.62
91282CDQ1	UNITED STATES TREASURY	3.630	98.3906	12/31/2026	50,000,000.00	49,226,663.44	49,195,312.50	48,773,437.50	421,875.00
91282CDQ1	UNITED STATES TREASURY	3.527	98.3906	12/31/2026	50,000,000.00	49,257,344.24	49,195,312.50	49,035,156.25	160,156.25
91282CJP7	UNITED STATES TREASURY	3.616	100.4141	12/15/2026	50,000,000.00	50,230,458.22	50,207,031.00	50,375,000.00	(167,969.00)
91282CLY5	UNITED STATES TREASURY	3.668	100.3047	11/30/2026	50,000,000.00	50,164,857.26	50,152,343.50	50,291,015.63	(138,672.13)
912810EY0	UNITED STATES TREASURY	4.205	101.2148	11/15/2026	25,000,000.00	25,282,801.01	25,303,711.00	27,136,718.75	(1,833,007.75)
91282CDG3	UNITED STATES TREASURY	2.884	98.7109	10/31/2026	10,000,000.00	9,917,976.54	9,871,093.70	9,258,203.13	612,890.57
91282CJC6	UNITED STATES TREASURY	3.602	100.4219	10/15/2026	50,000,000.00	50,227,773.66	50,210,937.50	50,488,281.25	(277,343.75)
91282CJC6	UNITED STATES TREASURY	3.698	100.4219	10/15/2026	50,000,000.00	50,206,102.81	50,210,937.50	50,425,781.25	(214,843.75)
91282CCZ2	UNITED STATES TREASURY	2.540	98.8398	09/30/2026	15,000,000.00	14,902,383.17	14,825,976.60	13,943,554.69	882,421.91
91282CCZ2	UNITED STATES TREASURY	0.982	98.8398	09/30/2026	20,000,000.00	19,991,328.97	19,767,968.80	19,895,833.60	(127,864.80)
91282CCZ2	UNITED STATES TREASURY	3.756	98.8398	09/30/2026	25,000,000.00	24,706,369.54	24,709,961.00	24,646,484.38	63,476.62
91282CCZ2	UNITED STATES TREASURY	3.727	98.8398	09/30/2026	25,000,000.00	24,709,028.77	24,709,961.00	24,663,085.94	46,875.06
91282CCW9	UNITED STATES TREASURY	0.902	99.0195	08/31/2026	25,000,000.00	24,987,636.35	24,754,882.75	24,817,382.81	(62,500.06)
91282CCW9	UNITED STATES TREASURY	0.832	99.0195	08/31/2026	25,000,000.00	24,993,346.54	24,754,882.75	24,900,416.25	(145,533.50)
91282CCJ8	UNITED STATES TREASURY	0.882	99.5195	06/30/2026	20,000,000.00	19,999,775.35	19,903,906.20	19,993,166.80	(89,260.60)
91282CCJ8	UNITED STATES TREASURY	0.906	99.5195	06/30/2026	35,000,000.00	34,998,247.00	34,831,835.85	34,946,679.69	(114,843.84)
91282CCJ8	UNITED STATES TREASURY	3.757	99.5195	06/30/2026	15,000,000.00	14,930,001.40	14,927,929.65	14,738,671.88	189,257.77
91282CKY6	UNITED STATES TREASURY	4.101	100.1445	06/30/2026	50,000,000.00	50,041,760.19	50,072,265.50	50,251,953.13	(179,687.63)

---	UNITED STATES TREASURY	3.379	99.3270	06/11/2027	1,317,000,000.00	1,310,354,330.44	1,307,823,044.12	1,313,664,533.92	(5,841,489.80)
-----	------------------------	-------	---------	------------	------------------	------------------	------------------	------------------	----------------

Cusip	Description	Yield	Market Price	Final Maturity	Par Value	Book Value	Market Value	Principal	Net Unrealized Gain/Loss
-------	-------------	-------	--------------	----------------	-----------	------------	--------------	-----------	--------------------------

---	UNITED STATES TREASURY	3.423	99.1260	05/09/2027	1,567,000,000.00	1,555,502,277.66	1,552,924,794.12	1,557,825,128.50	(4,900,334.38)
-----	------------------------	-------	---------	------------	------------------	------------------	------------------	------------------	----------------

Cusip	Description	Yield	Market Price	Final Maturity	Par Value	Book Value	Market Value	Principal	Net Unrealized Gain/Loss
-------	-------------	-------	--------------	----------------	-----------	------------	--------------	-----------	--------------------------

---	---	3.828	97.1048	08/22/2027	18,315,821,083.27	18,222,811,100.51	18,193,900,037.95	18,158,396,058.10	35,503,979.84
-----	-----	-------	---------	------------	-------------------	-------------------	-------------------	-------------------	---------------