State Controller Schedules	County of Riverside	Schedule 11
County Budget Act	Operation of Enterprise Fund Fiscal Year 2026-27	

Fund TItle: **40600 - Housing Authority**
Service Activity: **Aid Programs**

Function, Activity, Budget Unit	2024-25 Actual	2025-26 Actual / Estimated (X)	2026-27 Recommended	2026-27 Adopted by the Board of Supervisors
1	2	3	4	5
Operating Revenue				
Intergovernmental - Federal	$ 13,190,787	$ 14,881,053	$ 21,750,716	$ ---
Charges for Current Services	2,348,575	---	---	---
Total Operating Revenues	**$ 15,539,362**	**$ 14,881,053**	**$ 21,750,716**	**$ ---**
Operating Expense				
Salaries and Employee Benefits	$ 11,622,214	$ 12,200,862	$ 17,786,831	$ ---
Services and Supplies	2,436,406	2,680,191	3,126,705	---
Other Charges	---	---	837,180	---
Total Operating Expenses	**$ 14,058,620**	**$ 14,881,053**	**$ 21,750,716**	**$ ---**
Operating Income (Loss)	**$ 1,480,742**	**$ 0**	**$ ---**	**$ ---**
Nonoperating Revenues (Expenses)				
	---	---	---	---
Total Nonoperating Revenues (Expenses)	**$ ---**	**$ ---**	**$ ---**	**$ ---**
Income Before Capital Contributions and Transfers				
	$ ---	$ ---	$ ---	$ ---
Change in Net Position	**$ 1,480,742**	**$ 0**	**$ ---**	**$ ---**
Net Position - Beginning Balance	**$ 154,964,694**	**$ 156,445,436**	**$ 156,445,436**	**$ ---**
Net Position - Ending Balance	**$ 156,445,436**	**$ 156,445,436**	**$ 156,445,436**	**$ ---**
Capital Assets				
	---	---	---	---
Total Capital Assets	**$ ---**	**$ ---**	**$ ---**	**$ ---**

State Controller Schedules	County of Riverside	Schedule 11
County Budget Act	Operation of Enterprise Fund Fiscal Year 2026-27	

Fund TItle: **40710 - Aviation - Operations**

Service Activity: **Other Public Ways and Facilities**

Function, Activity, Budget Unit	2024-25 Actual	2025-26 Actual [ ] Estimated [X]	2026-27 Recommended	2026-27 Adopted by the Board of Supervisors
1	2	3	4	5
Operating Revenue				
Fines, Forfeitures & Penalties	$ ---	$ 500	$ 2,662	$ ---
Revenue from the Use of Money & Property	3,096,601	4,501,367	4,745,656	---
Intergovernmental - State	50,000	50,000	50,000	---
Charges for Current Services	258,489	288,968	442,568	---
Miscellaneous Revenue	535,658	473,852	473,852	---
Total Operating Revenues	**$ 3,940,748**	**$ 5,314,687**	**$ 5,714,738**	**$ ---**
Operating Expense				
Salaries and Employee Benefits	$ 1,814,836	$ 2,034,144	$ 2,442,711	$ ---
Services and Supplies	3,520,862	3,091,699	4,211,112	---
Other Charges	126,285	231,104	260,808	---
Total Operating Expenses	**$ 5,461,983**	**$ 5,356,947**	**$ 6,914,631**	**$ ---**
Operating Income (Loss)	**$ (1,521,235)**	**$ (42,260)**	**$ (1,199,893)**	**$ ---**
Nonoperating Revenues (Expenses)				
Other Charges	$ ---	$ (2,041)	$ (4,409)	$ ---
Revenue from the Use of Money & Property	1,345,657	122,583	157,949	---
Total Nonoperating Revenues (Expenses)	**$ 1,345,657**	**$ 120,542**	**$ 153,540**	**$ ---**
Income Before Capital Contributions and Transfers				
Contributions-In/(Out)	$ 500,000	$ 500,000	$ ---	$ ---
Operating Transfers-In/(Out)	$ ---	$ (880,106)	$ (423,868)	$ ---
Change in Net Position	**$ 324,422**	**$ (301,824)**	**$ (1,470,221)**	**$ ---**
Net Position - Beginning Balance	**$ 6,642,950**	**$ 6,967,372**	**$ 6,665,548**	**$ ---**
Net Position - Ending Balance	**$ 6,967,372**	**$ 6,665,548**	**$ 5,195,327**	**$ ---**

Capital Assets				
Capital Assets	---	989,795	265,000	---
Total Capital Assets $	**--- $**	**989,795 $**	**265,000 $**	**---**

Revenues Tie To				SCH 1, COL 4
Expenses Tie To				SCH 1, COL 6
Increase/(Decrease) in Net Position Ties to				Increase to SCH 1, COL 7 (Decrease) to SCH 1, COL 3


COUNTY OF RIVERSIDE
MAY 9, 1893

State Controller Schedules	County of Riverside	Schedule 12
County Budget Act	Special Districts and Other Agencies Summary - Non Enterprise Fiscal Year 2026-27	

District and Agency Name	Total Financing Sources				Total Financing Uses		
	Fund Balance Available June 30, 2026	Decreases to Obligated Fund Balances	Additional Financing Sources	Total Financing Sources	Financing Uses	Increases to Obligated Fund Balances	Total Financing Uses
1	2	3	4	5	6	7	8
Capital Finance and Administration							
35900 - Capital Finance Administration	---	158,129	---	158,129	158,129	---	158,129
Total Capital Finance and Administration	**$ ---**	**$ 158,129**	**$ ---**	**$ 158,129**	**$ 158,129**	**$ ---**	**$ 158,129**
County Service Areas							
20605 - CFD Administration	---	132,035	486,384	618,419	618,419	---	618,419
20610 - CFD 17-2M Bella Vista II	---	---	105,459	105,459	105,459	---	105,459
20620 - CFD 17-1M Conestoga	---	---	89,269	89,269	89,269	---	89,269
20630 - CFD 17-3M Tierra Del Rey	---	---	213,362	213,362	213,362	---	213,362
20640 - CFD 16-1M Citrus Heights	---	---	231,921	231,921	231,921	---	231,921
20650 - CFD 17-4M Promontory	---	---	165,160	165,160	165,160	---	165,160
20660 - CFD 17-5M French Valley South	---	---	202,559	202,559	202,559	---	202,559
20670 - CFD 17-6M Aberley TR31199	---	---	109,579	109,579	109,579	---	109,579
20680 - CFD 18-1M Tramonte TR36475	---	---	262,644	262,644	262,644	---	262,644
20690 - CFD18-2M Goldn Sunst TR31632-1	---	---	71,578	71,578	71,578	---	71,578
20700 - CFD19-1M La Ventana TR31100	---	---	282,903	282,903	282,903	---	282,903
20710 - CFD19-2M Winchstr Rnch TR30807	---	---	145,877	145,877	145,877	---	145,877
20720 - CFD19-3M Brisa Pointe TR36687	---	---	63,389	63,389	63,389	---	63,389
20730 - CFD 20-1M Springbrook TR30908/9	---	---	1,031,112	1,031,112	1,031,112	---	1,031,112
20740 - CFD 20-2M Prairie Crssng Area A	---	---	111,292	111,292	111,292	---	111,292
20750 - CFD 20-2M Prairie Crssng Area B	---	---	64,765	64,765	64,765	---	64,765
20760 - CFD21-1M Mountain Vista	---	---	231,429	231,429	231,429	---	231,429
20770 - CFD21-2M Sunset Crossing	---	---	79,048	79,048	79,048	---	79,048
20780 - CFD21-3MEagleVista/LakeRnchIAA	---	---	11,743	11,743	11,743	---	11,743
20790 - CFD21-3MEagleVista/LakeRnchIAB	---	---	96,632	96,632	96,632	---	96,632

State Controller Schedules	County of Riverside	Schedule 12
County Budget Act	Special Districts and Other Agencies Summary - Non Enterprise Fiscal Year 2026-27	

District and Agency Name	Total Financing Sources				Total Financing Uses		
	Fund Balance Available June 30, 2026	Decreases to Obligated Fund Balances	Additional Financing Sources	Total Financing Sources	Financing Uses	Increases to Obligated Fund Balances	Total Financing Uses
1	2	3	4	5	6	7	8
20800 - CFD22-1MLosOlivos/CntryviewIAA	---	---	13,866	13,866	13,866	---	13,866
20810 - CFD22-1MLosOlivos/CntryviewIAB	---	---	121,891	121,891	121,891	---	121,891
20820 - CFD22-2M Mountain Edge	---	---	45,204	45,204	45,204	---	45,204
20830 - CFD22-4M Nuevo Meadows	---	---	223,830	223,830	223,830	---	223,830
20840 - CFD22-5M Siena	---	---	134,899	134,899	134,899	---	134,899
20850 - CFD22-6M Summit Canyon	---	---	162,081	162,081	162,081	---	162,081
20851 - CFD22-6M Summit Canyon - Tax B	---	---	158,192	158,192	158,192	---	158,192
20860 - CFD23-1M Highgrove Town Center	---	---	89,033	89,033	89,033	---	89,033
20861 - CFD23-1M Highgrove TC - Tax B	---	---	87,919	87,919	87,919	---	87,919
20870 - CFD23-2M Highgrove	---	---	105,472	105,472	105,472	---	105,472
20871 - CFD23-2M Highgrove - Tax B	---	---	105,256	105,256	105,256	---	105,256
20880 - CFD23-3M Canterwood	---	---	96,391	96,391	96,391	---	96,391
20890 - CFD23-5M Courts & Towns	---	---	9,749	9,749	9,749	---	9,749
20900 - CFD23-4M Highland	---	---	143,226	143,226	143,226	---	143,226
20901 - CFD23-6M Parkview	---	---	173,615	173,615	173,615	---	173,615
20902 - CFD23-7M JBJ Ranch	---	---	379,149	379,149	379,149	---	379,149
20903 - CFD23-8M McCanna	---	---	62,773	62,773	62,773	---	62,773
20904 - CFD23-9M Triada	---	---	185,377	185,377	185,377	---	185,377
20905 - CFD23-10M The Woods IA A	---	---	55,366	55,366	55,366	---	55,366
20906 - CFD23-10M The Woods IA B	---	---	63,165	63,165	63,165	---	63,165
20907 - CFD23-10M The Woods IA C	---	---	55,494	55,494	55,494	---	55,494
20908 - CFD23-10M The Woods IA D	---	---	55,303	55,303	55,303	---	55,303
20909 - CFD24-1 M Sunstone	---	---	67,778	67,778	67,778	---	67,778
20910 - CFD25-1M Rancho El Mineral	---	---	18,916	18,916	18,916	---	18,916
20911 - CFD25-2M Summerwell	---	---	31,012	31,012	31,012	---	31,012

State Controller Schedules	County of Riverside	Schedule 12
County Budget Act	Special Districts and Other Agencies Summary - Non Enterprise Fiscal Year 2026-27	

District and Agency Name	Total Financing Sources				Total Financing Uses		
	Fund Balance Available June 30, 2026	Decreases to Obligated Fund Balances	Additional Financing Sources	Total Financing Sources	Financing Uses	Increases to Obligated Fund Balances	Total Financing Uses
1	2	3	4	5	6	7	8
20912 - CFD25-3M Stone Creek	---	---	94,550	94,550	94,550	---	94,550
20913 - CFD25-4M Temescal Hills	---	---	68,796	68,796	68,796	---	68,796
20914 - CFD25-6M French Valley	---	---	19,303	19,303	19,303	---	19,303
20915 - CFD25-8M Amber Valley	---	---	14,664	14,664	14,664	---	14,664
20916 - CFD25-7M Bella Sol	---	---	75,120	75,120	75,120	---	75,120
20917 - CFD25-9M Creekstone	---	---	17,876	17,876	17,876	---	17,876
20918 - CFD 25-5M Leon Ridge	---	---	73,892	73,892	73,892	---	73,892
23010 - CSA Administration	---	---	3,937,521	3,937,521	3,937,521	---	3,937,521
23025 - Co Service Area #001	---	---	15,188	15,188	15,188	---	15,188
23100 - Co Service Area #013	---	---	10,570	10,570	10,570	---	10,570
23125 - Co Service Area #015	---	---	46,658	46,658	46,658	---	46,658
23200 - Co Service Area #021	---	---	34,604	34,604	34,604	---	34,604
23225 - Co Service Area #022	---	---	26,903	26,903	26,903	---	26,903
23300 - Co Service Area #027	---	---	98,798	98,798	98,798	---	98,798
23375 - CSA #36 Idyllwild Ltg-P&R	---	---	280,002	280,002	280,002	---	280,002
23400 - Co Service Area #038	---	---	98,906	98,906	98,906	---	98,906
23475 - Co Service Area #043	---	---	78,047	78,047	78,047	---	78,047
23500 - Co Service Area #047	---	---	27,334	27,334	27,334	---	27,334
23525 - Co Service Area #051	---	11,941	504,780	516,721	516,721	---	516,721
23600 - Co Service Area #059	---	---	13,177	13,177	13,177	---	13,177
23625 - Co Service Area #060	---	322,904	---	322,904	322,904	---	322,904
23675 - Co Service Area #069	---	---	210,599	210,599	210,599	---	210,599
23700 - Co Service Area #070	---	---	111,832	111,832	111,832	---	111,832
23775 - Co Service Area #080	---	---	206,727	206,727	206,727	---	206,727
23825 - Co Service Area #084	---	---	293,367	293,367	293,367	---	293,367

State Controller Schedules	County of Riverside	Schedule 12
County Budget Act	Special Districts and Other Agencies Summary - Non Enterprise Fiscal Year 2026-27	

District and Agency Name	Total Financing Sources				Total Financing Uses		
	Fund Balance Available June 30, 2026	Decreases to Obligated Fund Balances	Additional Financing Sources	Total Financing Sources	Financing Uses	Increases to Obligated Fund Balances	Total Financing Uses
1	2	3	4	5	6	7	8
23850 - Co Service Area #085	---	---	309,838	309,838	309,838	---	309,838
23900 - Co Service Area #087	---	---	51,500	51,500	51,500	---	51,500
23925 - Co Service Area #089	---	---	38,403	38,403	38,403	---	38,403
23950 - Co Service Area #091	---	---	221,724	221,724	221,724	---	221,724
24025 - Co Service Area #094	---	---	4,241	4,241	4,241	---	4,241
24050 - Co Service Area #097	---	---	118,851	118,851	118,851	---	118,851
24075 - Co Service Area #103	---	---	855,591	855,591	855,591	---	855,591
24100 - CSA #104 Sky Valley	---	23,725	207,261	230,986	230,986	---	230,986
24125 - Co Service Area #105	---	---	117,095	117,095	117,095	---	117,095
24150 - Co Service Area #108	---	58,299	52,632	110,931	110,931	---	110,931
24175 - Co Service Area #113	---	---	13,830	13,830	13,830	---	13,830
24200 - Co Service Area #115	---	---	27,282	27,282	27,282	---	27,282
24225 - Co Service Area #117	---	---	49,870	49,870	49,870	---	49,870
24250 - Co Service Area #121	---	---	136,830	136,830	136,830	---	136,830
24275 - Co Service Area #124	---	---	9,306	9,306	9,306	---	9,306
24300 - Co Service Area #125	---	---	51,340	51,340	51,340	---	51,340
24325 - Co Service Area #126	---	---	6,624,444	6,624,444	6,624,444	---	6,624,444
24350 - Co Service Area #128 East	---	---	52,904	52,904	52,904	---	52,904
24400 - Co Service Area #132	---	---	208,977	208,977	208,977	---	208,977
24425 - Co Service Area #134	---	---	3,426,501	3,426,501	3,426,501	---	3,426,501
24450 - Co Service Area #135	---	---	19,901	19,901	19,901	---	19,901
24525 - Co Service Area #142	---	---	16,647	16,647	16,647	---	16,647
24550 - CSA #143a Warner Sprg Subzone1	(5,531)	88,430	3,954,938	4,037,837	4,037,837	---	4,037,837
24600 - Co Service Area #149 Wine Cou	---	290,190	375,563	665,753	665,753	---	665,753
24625 - Co Service Area #152 NPDES	---	---	6,690,527	6,690,527	6,690,527	---	6,690,527

State Controller Schedules	County of Riverside	Schedule 12
County Budget Act	Special Districts and Other Agencies Summary - Non Enterprise	
	Fiscal Year 2026-27	

District and Agency Name	Total Financing Sources				Total Financing Uses		
	Fund Balance Available June 30, 2026	Decreases to Obligated Fund Balances	Additional Financing Sources	Total Financing Sources	Financing Uses	Increases to Obligated Fund Balances	Total Financing Uses
1	2	3	4	5	6	7	8
24800 - Co Service Area #146	---	---	9,449	9,449	9,449	---	9,449
24825 - CSA #149 Wine Country Beautif	---	---	210,080	210,080	210,080	---	210,080
24875 - CSA #152 Sports Facility	---	302,951	874,274	1,177,225	1,177,225	---	1,177,225
31550 - Co Service Area #143 Qmby	---	---	33,380	33,380	33,380	---	33,380
31570 - CSA #152 Zone B	---	200,000	42,588	242,588	242,588	---	242,588
32720 - CSA 126 Quimby	---	---	5,505	5,505	5,505	---	5,505
32730 - CSA 146 Quimby	---	---	2,784	2,784	2,784	---	2,784
32740 - CSA 152 Cajalco Corridor Quimby	---	---	15,096	15,096	15,096	---	15,096
40400 - Co Service Area #122 Water	247,859	---	316,448	564,307	316,448	247,859	564,307
40440 - CSA #62 Water-Sewer	3,140,823	213,460	322,842	3,677,125	536,302	3,140,823	3,677,125
Total County Service Areas	**$ 3,383,151**	**$ 1,643,935**	**$ 38,528,718**	**$ 43,555,804**	**$ 40,167,122**	**$ 3,388,682**	**$ 43,555,804**
Flood Control District							
15000 - Special Accounting	$ 50,692	$ ---	$ 3,000,000	$ 3,050,692	$ 2,459,509	$ 591,183	$ 3,050,692
15100 - Flood Administration	2,982,330	2,726,632	12,600,426	18,309,388	15,327,058	2,982,330	18,309,388
25110 - Zone 1 Const-Maint-Misc	---	3,792,768	25,138,110	28,930,878	28,930,878	---	28,930,878
25120 - Zone 2 Const-Maint-Misc	---	---	36,251,935	36,251,935	31,174,439	5,077,496	36,251,935
25130 - Zone 3 Const-Maint-Misc	---	---	5,288,653	5,288,653	3,718,534	1,570,119	5,288,653
25140 - Zone 4 Const-Maint-Misc	---	33,377,905	46,421,251	79,799,156	79,799,156	---	79,799,156
25150 - Zone 5 Const-Maint-Misc	---	---	9,180,698	9,180,698	6,943,619	2,237,079	9,180,698
25160 - Zone 6 Const-Maint-Misc	---	6,604,828	11,818,986	18,423,814	18,423,814	---	18,423,814
25170 - Zone 7 Const-Maint-Misc	---	5,917,282	9,784,266	15,701,548	15,701,548	---	15,701,548
25180 - NPDES White Water Assessment	---	---	1,197,071	1,197,071	1,144,609	52,462	1,197,071
25190 - NPDES Santa Ana Assessment Are	---	3,829,256	3,389,900	7,219,156	7,219,156	---	7,219,156
25200 - NPDES Santa Margarita Assmt	---	---	3,091,633	3,091,633	2,773,540	318,093	3,091,633

State Controller Schedules	County of Riverside	Schedule 12
County Budget Act	Special Districts and Other Agencies Summary - Non Enterprise Fiscal Year 2026-27	

District and Agency Name	Total Financing Sources				Total Financing Uses		
	Fund Balance Available June 30, 2026	Decreases to Obligated Fund Balances	Additional Financing Sources	Total Financing Sources	Financing Uses	Increases to Obligated Fund Balances	Total Financing Uses
1	2	3	4	5	6	7	8
33000 - FC-Capital Project Fund	---	---	11,181,555	11,181,555	11,181,040	515	11,181,555
40650 - Photogrammetry Operation	3,052	---	243,560	246,612	239,845	6,767	246,612
40660 - Subdivision Operation	217,112	---	3,623,164	3,840,276	2,890,786	949,490	3,840,276
40670 - Encroachment Permits	933	---	761,897	762,830	603,096	159,734	762,830
48000 - Hydrology Services	123,973	---	1,835,332	1,959,305	1,826,564	132,741	1,959,305
48020 - Garage-Fleet Operations	829,823	3,758,381	4,659,960	9,248,164	8,418,341	829,823	9,248,164
48040 - Project-Maintenance Operation	37,990	6,433	536,905	581,328	543,338	37,990	581,328
48080 - Data Processing	3,278,915	752,915	4,800,936	8,832,766	5,553,851	3,278,915	8,832,766
Total Flood Control District	**$ 7,524,820**	**$ 60,766,400**	**$ 194,806,238**	**$ 263,097,458**	**$ 244,872,721**	**$ 18,224,737**	**$ 263,097,458**
IHSS							
22800 - IHSS Public Authority	---	585,396	10,998,610	11,584,006	11,584,006	---	11,584,006
Total IHSS	**$ ---**	**$ 585,396**	**$ 10,998,610**	**$ 11,584,006**	**$ 11,584,006**	**$ ---**	**$ 11,584,006**
Perris Cemetery District							
22900 - Perris Cemetery District	---	116,672	1,338,397	1,455,069	1,455,069	---	1,455,069
39810 - Perris Valley Cemetery Endowmt	---	---	208,352	208,352	---	208,352	208,352
Total Perris Cemetery District	**$ ---**	**$ 116,672**	**$ 1,546,749**	**$ 1,663,421**	**$ 1,455,069**	**$ 208,352**	**$ 1,663,421**
RC Children & Family Commission							
25800 - RC Children & Famly Commission	2,168,024	4,746,308	25,901,913	32,816,245	30,648,221	2,168,024	32,816,245
Total RC Children & Family Commission	**$ 2,168,024**	**$ 4,746,308**	**$ 25,901,913**	**$ 32,816,245**	**$ 30,648,221**	**$ 2,168,024**	**$ 32,816,245**
Regional Park and Open-Space District							
25400 - Regional Park & Open Space Dis	---	2,235,213	19,617,232	21,852,445	21,852,445	---	21,852,445
25430 - Habitat/Open Space Mgt-Parks	---	316,297	1,260,000	1,576,297	1,576,297	---	1,576,297

State Controller Schedules	County of Riverside	Schedule 12
County Budget Act	Special Districts and Other Agencies Summary - Non Enterprise Fiscal Year 2026-27	

District and Agency Name	Total Financing Sources				Total Financing Uses		
	Fund Balance Available June 30, 2026	Decreases to Obligated Fund Balances	Additional Financing Sources	Total Financing Sources	Financing Uses	Increases to Obligated Fund Balances	Total Financing Uses
1	2	3	4	5	6	7	8
25440 - Off-Highway Vehicle Mgmt	---	---	95,000	95,000	95,000	---	95,000
25500 - County Fish and Wildlife	---	---	5,500	5,500	5,500	---	5,500
25510 - Park Residences Util & Maint	---	63,450	97,400	160,850	160,850	---	160,850
25540 - Multi-Species Reserve	---	---	660,000	660,000	642,187	17,813	660,000
25550 - Santa Ana Mitigation Bank	---	---	100,000	100,000	100,000	---	100,000
25590 - MSHCP Reserve Management	---	---	1,990,207	1,990,207	1,972,624	17,583	1,990,207
25620 - Lake Skinner Park	---	545,730	2,903,000	3,448,730	3,448,730	---	3,448,730
33100 - Park Acq & Dev, District	---	---	16,350,000	16,350,000	16,350,000	---	16,350,000
Total Regional Park and Open-Space District	**$ ---**	**$ 3,160,690**	**$ 43,078,339**	**$ 46,239,029**	**$ 46,203,633**	**$ 35,396**	**$ 46,239,029**
Waste Resources Department							
40250 - WRMD Operating	1,196,478	---	536,211	1,732,689	506,211	1,226,478	1,732,689
Total Waste Resources Department	**$ 1,196,478**	**$ ---**	**$ 536,211**	**$ 1,732,689**	**$ 506,211**	**$ 1,226,478**	**$ 1,732,689**
Total Special Districts and Other Agencies	**$ 14,272,473**	**$ 71,177,530**	**$ 315,396,778**	**$ 400,846,781**	**$ 375,595,112**	**$ 25,251,669**	**$ 400,846,781**
Arithmetic Results				COL 2+3+4=COL 5 COL 5=COL 8			COL 6+7=COL 8 COL 5=COL 8
Totals Transferred From	SCH 13, COL 6	SCH 14, COL 4	TL All SCH 15 Revs, COL 5		TL All SCH 15 Exps, COL 5	SCH 14, COL 6	
Totals Transferred To	SCH 1, COL 2	SCH 1, COL 3	SCH 1, COL 4	SCH 1, COL 5	SCH 1, COL 6	SCH 1, COL 7	SCH 1, COL 8


COUNTY OF RIVERSIDE
MAY 9, 1893

State Controller Schedules	County of Riverside	Schedule 13
County Budget Act	Fund Balance	
	Special Districts and Other Agencies - Nonenterprise	
	Fiscal Year 2026-27	

Actual [ ]
Estimated [X]

District and Agency Name	Total Fund Balance June 30, 2026	Less: Obligated Fund Balances			Fund Balance Available June 30, 2026
		Encumbrances	Nonspendable, Restricted and Committed	Assigned	
1	2	3	4	5	6
Capital Finance and Administration					
35900 - Capital Finance Administration	$ 2,095,321	$ ---	$ 2,095,321	$ ---	$ ---
Total Capital Finance and Administration	**$ 2,095,321**	**$ ---**	**$ 2,095,321**	**$ ---**	**$ ---**
County Service Areas					
20605 - CFD Administration	$ 919,153	$ ---	$ 919,153	$ ---	$ ---
20610 - CFD 17-2M Bella Vista II	448,237	---	448,237	---	---
20613 - MJPA CFD No. 2013-01	4,268	---	4,268	---	---
20620 - CFD 17-1M Conestoga	374,528	---	374,528	---	---
20630 - CFD 17-3M Tierra Del Rey	991,017	---	991,017	---	---
20640 - CFD 16-1M Citrus Heights	1,134,911	---	1,134,911	---	---
20650 - CFD 17-4M Promontory	796,483	---	796,483	---	---
20660 - CFD 17-5M French Valley South	760,402	---	760,402	---	---
20670 - CFD 17-6M Aberley TR31199	444,778	---	444,778	---	---
20680 - CFD 18-1M Tramonte TR36475	1,167,968	---	1,167,968	---	---
20690 - CFD18-2M Goldn Sunst TR31632-1	192,846	---	192,846	---	---
20700 - CFD19-1M La Ventana TR31100	45,758	---	45,758	---	---
20710 - CFD19-2M Winchstr Rnch TR30807	208,174	---	208,174	---	---
20720 - CFD19-3M Brisa Pointe TR36687	155,584	---	155,584	---	---
20730 - CFD 20-1M Springbrook TR30908/9	3,486,105	---	3,486,105	---	---
20740 - CFD 20-2M Prairie Crssng Area A	319,609	---	319,609	---	---
20750 - CFD 20-2M Prairie Crssng Area B	126,368	---	126,368	---	---
20760 - CFD21-1M Mountain Vista	18,234	---	18,234	---	---
20770 - CFD21-2M Sunset Crossing	151,922	---	151,922	---	---
20780 - CFD21-3MEagleVista/LakeRnchIAA	24,311	---	24,311	---	---

State Controller Schedules	County of Riverside	Schedule 13
County Budget Act	Fund Balance	
	Special Districts and Other Agencies - Nonenterprise	
	Fiscal Year 2026-27	
	Actual [ ]	
	Estimated [X]	

District and Agency Name	Total Fund Balance June 30, 2026	Less: Obligated Fund Balances			Fund Balance Available June 30, 2026
		Encumbrances	Nonspendable, Restricted and Committed	Assigned	
1	2	3	4	5	6
20790 - CFD21-3MEagleVista/LakeRnchIAB	127,955	---	127,955	---	---
20800 - CFD22-1MLosOlivos/CntryviewIAA	43,394	---	43,394	---	---
20810 - CFD22-1MLosOlivos/CntryviewIAB	324,105	---	324,105	---	---
20820 - CFD22-2M Mountain Edge	86,088	---	86,088	---	---
20830 - CFD22-4M Nuevo Meadows	420,317	---	420,317	---	---
20840 - CFD22-5M Siena	142,315	---	142,315	---	---
20850 - CFD22-6M Summit Canyon	258,609	---	258,609	---	---
20851 - CFD22-6M Summit Canyon - Tax B	9,311	---	9,311	---	---
20860 - CFD23-1M Highgrove Town Center	79,600	---	79,600	---	---
20861 - CFD23-1M Highgrove TC - Tax B	15,911	---	15,911	---	---
20870 - CFD23-2M Highgrove	5,101	---	5,101	---	---
20880 - CFD23-3M Canterwood	103,974	---	103,974	---	---
20890 - CFD23-5M Courts & Towns	13,931	---	13,931	---	---
20900 - CFD23-4M Highland	57,486	---	57,486	---	---
20901 - CFD23-6M Parkview	65,753	---	65,753	---	---
20902 - CFD23-7M JBJ Ranch	34,970	---	34,970	---	---
20903 - CFD23-8M McCanna	27,995	---	27,995	---	---
20904 - CFD23-9M Triada	28,504	---	28,504	---	---
20905 - CFD23-10M The Woods IA A	4,050	---	4,050	---	---
20906 - CFD23-10M The Woods IA B	11,154	---	11,154	---	---
20907 - CFD23-10M The Woods IA C	6,504	---	6,504	---	---
20908 - CFD23-10M The Woods IA D	1,919	---	1,919	---	---
20909 - CFD24-1 M Sunstone	24,293	---	24,293	---	---
20910 - CFD25-1M Rancho El Mineral	47,242	---	47,242	---	---
20911 - CFD25-2M Summerwell	28,313	---	28,313	---	---

State Controller Schedules	County of Riverside	Schedule 13
County Budget Act	Fund Balance	
	Special Districts and Other Agencies - Nonenterprise	
	Fiscal Year 2026-27	
	Actual [ ]	
	Estimated [X]	

District and Agency Name	Total Fund Balance June 30, 2026	Less: Obligated Fund Balances			Fund Balance Available June 30, 2026
		Encumbrances	Nonspendable, Restricted and Committed	Assigned	
1	2	3	4	5	6
20912 - CFD25-3M Stone Creek	54,608	---	54,608	---	---
20914 - CFD25-6M French Valley	10,818	---	10,818	---	---
20915 - CFD25-8M Amber Valley	20,377	---	20,377	---	---
20916 - CFD25-7M Bella Sol	12,451	---	12,451	---	---
20917 - CFD25-9M Creekstone	26,453	---	26,453	---	---
20918 - CFD 25-5M Leon Ridge	30,059	---	30,059	---	---
23010 - CSA Administration	5,266,205	---	5,266,205	---	---
23025 - Co Service Area #001	138,202	---	138,202	---	---
23100 - Co Service Area #013	108,784	---	108,784	---	---
23125 - Co Service Area #015	385,041	---	385,041	---	---
23200 - Co Service Area #021	271,769	---	271,769	---	---
23225 - Co Service Area #022	102,270	---	102,270	---	---
23300 - Co Service Area #027	458,821	---	458,821	---	---
23375 - CSA #36 Idyllwild Ltg-P&R	314,149	---	314,149	---	---
23400 - Co Service Area #038	696,900	---	696,900	---	---
23475 - Co Service Area #043	501,186	---	501,186	---	---
23500 - Co Service Area #047	254,949	---	254,949	---	---
23525 - Co Service Area #051	48,680	---	48,680	---	---
23600 - Co Service Area #059	111,332	---	111,332	---	---
23625 - Co Service Area #060	168,847	---	168,847	---	---
23675 - Co Service Area #069	312,382	---	312,382	---	---
23700 - Co Service Area #070	948,337	---	948,337	---	---
23775 - Co Service Area #080	1,189,585	---	1,189,585	---	---
23825 - Co Service Area #084	1,794,655	---	1,794,655	---	---
23850 - Co Service Area #085	421,121	---	421,121	---	---

State Controller Schedules	County of Riverside	Schedule 13
County Budget Act	Fund Balance	
	Special Districts and Other Agencies - Nonenterprise	
	Fiscal Year 2026-27	
	Actual [ ]	
	Estimated [X]	

District and Agency Name	Total Fund Balance June 30, 2026	Less: Obligated Fund Balances			Fund Balance Available June 30, 2026
		Encumbrances	Nonspendable, Restricted and Committed	Assigned	
1	2	3	4	5	6
23900 - Co Service Area #087	231,974	---	231,974	---	---
23925 - Co Service Area #089	3,515	---	3,515	---	---
23950 - Co Service Area #091	1,494,662	---	1,494,662	---	---
24025 - Co Service Area #094	10,505	---	10,505	---	---
24050 - Co Service Area #097	334,911	---	334,911	---	---
24075 - Co Service Area #103	1,569,768	---	1,569,768	---	---
24100 - CSA #104 Sky Valley	416,873	---	416,873	---	---
24125 - Co Service Area #105	120,080	---	120,080	---	---
24150 - Co Service Area #108	208,439	---	208,439	---	---
24175 - Co Service Area #113	253,122	---	253,122	---	---
24200 - Co Service Area #115	203,394	---	203,394	---	---
24225 - Co Service Area #117	263,713	---	263,713	---	---
24250 - Co Service Area #121	930,479	---	930,479	---	---
24275 - Co Service Area #124	128,070	---	128,070	---	---
24300 - Co Service Area #125	267,719	---	267,719	---	---
24325 - Co Service Area #126	18,499,444	---	18,499,444	---	---
24350 - Co Service Area #128 East	356,379	---	356,379	---	---
24400 - Co Service Area #132	44,559	---	44,559	---	---
24425 - Co Service Area #134	5,013,491	---	5,013,491	---	---
24450 - Co Service Area #135	3,571	---	3,571	---	---
24525 - Co Service Area #142	65,095	---	65,095	---	---
24550 - CSA #143a Warner Sprg Subzone1	1,944,520	24,777	1,919,743	5,531	(5,531)
24600 - Co Service Area #149 Wine Cou	1,281,403	---	1,281,403	---	---
24625 - Co Service Area #152 NPDES	8,085,222	---	8,085,222	---	---
24800 - Co Service Area #146	141,291	---	141,291	---	---

State Controller Schedules	County of Riverside	Schedule 13
County Budget Act	Fund Balance	
	Special Districts and Other Agencies - Nonenterprise	
	Fiscal Year 2026-27	

Actual [ ]
Estimated [X]

District and Agency Name	Total Fund Balance June 30, 2026	Less: Obligated Fund Balances			Fund Balance Available June 30, 2026
		Encumbrances	Nonspendable, Restricted and Committed	Assigned	
1	2	3	4	5	6
24825 - CSA #149 Wine Country Beautif	553,613	---	553,613	---	---
24875 - CSA #152 Sports Facility	2,092,187	---	2,092,187	---	---
31550 - Co Service Area #143 Qmby	905,116	---	905,116	---	---
31555 - CSA #145 Quimby	(40,135)	---	(40,135)	---	---
31570 - CSA #152 Zone B	1,082,438	---	1,082,438	---	---
32720 - CSA 126 Quimby	401,740	---	401,740	---	---
32730 - CSA 146 Quimby	75,509	---	75,509	---	---
32740 - CSA 152 Cajalco Corridor Quimby	(439,074)	---	(439,074)	---	---
40400 - Co Service Area #122 Water	247,896	---	37	---	247,859
40440 - CSA #62 Water-Sewer	3,390,211	---	249,388	---	3,140,823
Total County Service Areas	**$ 77,529,131**	**$ 24,777**	**$ 74,115,672**	**$ 5,531**	**$ 3,383,151**
Flood Control District					
15000 - Special Accounting	$ 50,692	$ ---	$ ---	$ ---	$ 50,692
15100 - Flood Administration	2,982,930	---	600	---	2,982,330
25110 - Zone 1 Const-Maint-Misc	81,723,963	---	81,723,963	---	---
25120 - Zone 2 Const-Maint-Misc	77,618,794	---	77,618,794	---	---
25130 - Zone 3 Const-Maint-Misc	4,708,320	---	4,708,320	---	---
25140 - Zone 4 Const-Maint-Misc	106,383,947	---	106,383,947	---	---
25150 - Zone 5 Const-Maint-Misc	28,995,940	---	28,995,940	---	---
25160 - Zone 6 Const-Maint-Misc	18,540,199	---	18,540,199	---	---
25170 - Zone 7 Const-Maint-Misc	29,664,104	---	29,664,104	---	---
25180 - NPDES White Water Assessment	4,622,610	---	4,622,610	---	---
25190 - NPDES Santa Ana Assessment Are	5,732,727	---	5,732,727	---	---
25200 - NPDES Santa Margarita Assmt	3,485,756	---	3,485,756	---	---
33000 - FC-Capital Project Fund	394,728	---	394,728	---	---

State Controller Schedules	County of Riverside	Schedule 13
County Budget Act	Fund Balance	
	Special Districts and Other Agencies - Nonenterprise	
	Fiscal Year 2026-27	
	Actual [ ]	
	Estimated [X]	

District and Agency Name	Total Fund Balance June 30, 2026	Less: Obligated Fund Balances			Fund Balance Available June 30, 2026
		Encumbrances	Nonspendable, Restricted and Committed	Assigned	
1	2	3	4	5	6
38530 - Flood - Zone 4 Debt Service	18,745	---	18,745	---	---
40650 - Photogrammetry Operation	12,161	---	9,109	---	3,052
40660 - Subdivision Operation	217,112	---	---	---	217,112
40670 - Encroachment Permits	933	---	---	---	933
48000 - Hydrology Services	180,689	---	56,716	---	123,973
48020 - Garage-Fleet Operations	7,584,173	---	6,754,350	---	829,823
48040 - Project-Maintenance Operation	273,300	---	235,310	---	37,990
48080 - Data Processing	3,262,102	---	(16,813)	---	3,278,915
Total Flood Control District	**$ 376,453,925**	**$ ---**	**$ 368,929,105**	**$ ---**	**$ 7,524,820**
IHSS					
22800 - IHSS Public Authority	$ (642,509)	$ ---	$ (642,509)	$ ---	$ ---
Total IHSS	**$ (642,509)**	**$ ---**	**$ (642,509)**	**$ ---**	**$ ---**
Perris Cemetery District					
22900 - Perris Cemetery District	$ 1,456,237	$ ---	$ 1,456,237	$ ---	$ ---
39810 - Perris Valley Cemetery Endowmt	2,302,394	---	2,302,394	---	---
Total Perris Cemetery District	**$ 3,758,631**	**$ ---**	**$ 3,758,631**	**$ ---**	**$ ---**
RC Children & Family Commission					
25800 - RC Children & Famly Commission	$ 29,917,514	$ ---	$ 11,903,290	$ 15,846,200	$ 2,168,024
25810 - RCCFC Local Government	24,006	---	24,006	---	---
Total RC Children & Family Commission	**$ 29,941,520**	**$ ---**	**$ 11,927,296**	**$ 15,846,200**	**$ 2,168,024**
Regional Park and Open-Space District					
25400 - Regional Park & Open Space Dis	$ 15,538,994	$ 109,474	$ 15,429,520	$ ---	$ ---
25420 - Recreation	(134,526)	---	(134,526)	---	---

State Controller Schedules	County of Riverside	Schedule 13
County Budget Act	Fund Balance	
	Special Districts and Other Agencies - Nonenterprise	
	Fiscal Year 2026-27	

Actual [ ]
Estimated [X]

District and Agency Name	Total Fund Balance June 30, 2026	Less: Obligated Fund Balances			Fund Balance Available June 30, 2026
		Encumbrances	Nonspendable, Restricted and Committed	Assigned	
1	2	3	4	5	6
25430 - Habitat/Open Space Mgt-Parks	82,272	21,640	60,632	---	---
25440 - Off-Highway Vehicle Mgmt	358,955	---	358,955	---	---
25500 - County Fish and Wildlife	23,872	---	23,872	---	---
25510 - Park Residences Util & Maint	355,961	10,592	345,369	---	---
25540 - Multi-Species Reserve	224,039	---	224,039	---	---
25550 - Santa Ana Mitigation Bank	3,762,754	---	3,762,754	---	---
25590 - MSHCP Reserve Management	602,191	---	602,191	---	---
25620 - Lake Skinner Park	107,081	155,502	(48,421)	---	---
33100 - Park Acq & Dev, District	9,167,537	948,032	8,219,505	---	---
33110 - Park Acq & Dev, Grants	3,458,157	---	3,458,157	---	---
33120 - Park Acq & Dev, DIF	507,779	---	507,779	---	---
Total Regional Park and Open-Space District	**$ 34,055,066**	**$ 1,245,240**	**$ 32,809,826**	**$ ---**	**$ ---**
Waste Resources Department					
40250 - WRMD Operating	$ 1,196,478	$ ---	$ ---	$ ---	$ 1,196,478
Total Waste Resources Department	**$ 1,196,478**	**$ ---**	**$ ---**	**$ ---**	**$ 1,196,478**
Total Special Districts and Other Agencies	**$ 524,387,563**	**$ 1,270,017**	**$ 492,993,342**	**$ 15,851,731**	**$ 14,272,473**
Arithmetic Results					COL 2 - 3 - 4 - 5
Total Transferred From			COL 4 + 5 = SCH 14, COL 2	COL 4 + 5 = SCH 14, COL 2	
Totals Transferred To					SCH 1, COL 2 SCH 12, COL 2


COUNTY OF RIVERSIDE
MAY 9, 1893

State Controller Schedules County Budget Act	County of Riverside Special Districts and Other Agencies Nonenterprise - Obligated Fund Balances Fiscal Year 2026-27	Schedule 14

District and Agency Name	Obligated Fund Balances June 30, 2026	Decreases or Cancellations		Increases or New Obligated Fund Balances		Total Obligated Fund Balances for the Budget Year
		Recommended	Adopted by Board of Supervisors	Recommended	Adopted by Board of Supervisors	
1	2	3	4	5	6	7
Capital Finance and Administration						
35900 - Capital Finance Administration	$ 2,095,321	$ 158,129	$ ---	$ ---	$ ---	$ 1,937,192
Total Capital Finance and Administration	**$ 2,095,321**	**$ 158,129**	**$ ---**	**$ ---**	**$ ---**	**$ 1,937,192**
County Service Areas						
20605 - CFD Administration	$ 919,153	$ 132,035	$ ---	$ ---	$ ---	$ 787,118
20610 - CFD 17-2M Bella Vista II	448,237	---	---	---	---	448,237
20613 - MJPA CFD No. 2013-01	4,268	---	---	---	---	4,268
20620 - CFD 17-1M Conestoga	374,528	---	---	---	---	374,528
20630 - CFD 17-3M Tierra Del Rey	991,017	---	---	---	---	991,017
20640 - CFD 16-1M Citrus Heights	1,134,911	---	---	---	---	1,134,911
20650 - CFD 17-4M Promontory	796,483	---	---	---	---	796,483
20660 - CFD 17-5M French Valley South	760,402	---	---	---	---	760,402
20670 - CFD 17-6M Aberley TR31199	444,778	---	---	---	---	444,778
20680 - CFD 18-1M Tramonte TR36475	1,167,968	---	---	---	---	1,167,968
20690 - CFD18-2M Goldn Sunst TR31632-1	192,846	---	---	---	---	192,846
20700 - CFD19-1M La Ventana TR31100	45,758	---	---	---	---	45,758
20710 - CFD19-2M Winchstr Rnch TR30807	208,174	---	---	---	---	208,174
20720 - CFD19-3M Brisa Pointe TR36687	155,584	---	---	---	---	155,584
20730 - CFD 20-1M Springbrook TR30908/9	3,486,105	---	---	---	---	3,486,105
20740 - CFD 20-2M Prairie Crssng Area A	319,609	---	---	---	---	319,609
20750 - CFD 20-2M Prairie Crssng Area B	126,368	---	---	---	---	126,368
20760 - CFD21-1M Mountain Vista	18,234	---	---	---	---	18,234
20770 - CFD21-2M Sunset Crossing	151,922	---	---	---	---	151,922
20780 - CFD21-3MEagleVista/LakeRnchIAA	24,311	---	---	---	---	24,311

State Controller Schedules	County of Riverside	Schedule 14
County Budget Act	Special Districts and Other Agencies Nonenterprise - Obligated Fund Balances Fiscal Year 2026-27	

District and Agency Name	Obligated Fund Balances June 30, 2026	Decreases or Cancellations		Increases or New Obligated Fund Balances		Total Obligated Fund Balances for the Budget Year
		Recommended	Adopted by Board of Supervisors	Recommended	Adopted by Board of Supervisors	
1	2	3	4	5	6	7
20790 - CFD21-3MEagleVista/LakeRnchIAB	127,955	---	---	---	---	127,955
20800 - CFD22-1MLosOlivos/CntryviewIAA	43,394	---	---	---	---	43,394
20810 - CFD22-1MLosOlivos/CntryviewIAB	324,105	---	---	---	---	324,105
20820 - CFD22-2M Mountain Edge	86,088	---	---	---	---	86,088
20830 - CFD22-4M Nuevo Meadows	420,317	---	---	---	---	420,317
20840 - CFD22-5M Siena	142,315	---	---	---	---	142,315
20850 - CFD22-6M Summit Canyon	258,609	---	---	---	---	258,609
20851 - CFD22-6M Summit Canyon - Tax B	9,311	---	---	---	---	9,311
20860 - CFD23-1M Highgrove Town Center	79,600	---	---	---	---	79,600
20861 - CFD23-1M Highgrove TC - Tax B	15,911	---	---	---	---	15,911
20870 - CFD23-2M Highgrove	5,101	---	---	---	---	5,101
20880 - CFD23-3M Canterwood	103,974	---	---	---	---	103,974
20890 - CFD23-5M Courts & Towns	13,931	---	---	---	---	13,931
20900 - CFD23-4M Highland	57,486	---	---	---	---	57,486
20901 - CFD23-6M Parkview	65,753	---	---	---	---	65,753
20902 - CFD23-7M JBJ Ranch	34,970	---	---	---	---	34,970
20903 - CFD23-8M McCanna	27,995	---	---	---	---	27,995
20904 - CFD23-9M Triada	28,504	---	---	---	---	28,504
20905 - CFD23-10M The Woods IA A	4,050	---	---	---	---	4,050
20906 - CFD23-10M The Woods IA B	11,154	---	---	---	---	11,154
20907 - CFD23-10M The Woods IA C	6,504	---	---	---	---	6,504
20908 - CFD23-10M The Woods IA D	1,919	---	---	---	---	1,919
20909 - CFD24-1 M Sunstone	24,293	---	---	---	---	24,293
20910 - CFD25-1M Rancho El Mineral	47,242	---	---	---	---	47,242

State Controller Schedules	County of Riverside	Schedule 14
County Budget Act	Special Districts and Other Agencies Nonenterprise - Obligated Fund Balances Fiscal Year 2026-27	

District and Agency Name	Obligated Fund Balances June 30, 2026	Decreases or Cancellations		Increases or New Obligated Fund Balances		Total Obligated Fund Balances for the Budget Year
		Recommended	Adopted by Board of Supervisors	Recommended	Adopted by Board of Supervisors	
1	2	3	4	5	6	7
20911 - CFD25-2M Summerwell	28,313	---	---	---	---	28,313
20912 - CFD25-3M Stone Creek	54,608	---	---	---	---	54,608
20914 - CFD25-6M French Valley	10,818	---	---	---	---	10,818
20915 - CFD25-8M Amber Valley	20,377	---	---	---	---	20,377
20916 - CFD25-7M Bella Sol	12,451	---	---	---	---	12,451
20917 - CFD25-9M Creekstone	26,453	---	---	---	---	26,453
20918 - CFD 25-5M Leon Ridge	30,059	---	---	---	---	30,059
23010 - CSA Administration	5,266,205	---	---	---	---	5,266,205
23025 - Co Service Area #001	138,202	---	---	---	---	138,202
23100 - Co Service Area #013	108,784	---	---	---	---	108,784
23125 - Co Service Area #015	385,041	---	---	---	---	385,041
23200 - Co Service Area #021	271,769	---	---	---	---	271,769
23225 - Co Service Area #022	102,270	---	---	---	---	102,270
23300 - Co Service Area #027	458,821	---	---	---	---	458,821
23375 - CSA #36 Idyllwild Ltg-P&R	314,149	---	---	---	---	314,149
23400 - Co Service Area #038	696,900	---	---	---	---	696,900
23475 - Co Service Area #043	501,186	---	---	---	---	501,186
23500 - Co Service Area #047	254,949	---	---	---	---	254,949
23525 - Co Service Area #051	48,680	11,941	---	---	---	36,739
23600 - Co Service Area #059	111,332	---	---	---	---	111,332
23625 - Co Service Area #060	168,847	322,904	---	---	---	(154,057)
23675 - Co Service Area #069	312,382	---	---	---	---	312,382
23700 - Co Service Area #070	948,337	---	---	---	---	948,337
23775 - Co Service Area #080	1,189,585	---	---	---	---	1,189,585

State Controller Schedules	County of Riverside	Schedule 14
County Budget Act	Special Districts and Other Agencies Nonenterprise - Obligated Fund Balances Fiscal Year 2026-27	

District and Agency Name	Obligated Fund Balances June 30, 2026	Decreases or Cancellations		Increases or New Obligated Fund Balances		Total Obligated Fund Balances for the Budget Year
		Recommended	Adopted by Board of Supervisors	Recommended	Adopted by Board of Supervisors	
1	2	3	4	5	6	7
23825 - Co Service Area #084	1,794,655	---	---	---	---	1,794,655
23850 - Co Service Area #085	421,121	---	---	---	---	421,121
23900 - Co Service Area #087	231,974	---	---	---	---	231,974
23925 - Co Service Area #089	3,515	---	---	---	---	3,515
23950 - Co Service Area #091	1,494,662	---	---	---	---	1,494,662
24025 - Co Service Area #094	10,505	---	---	---	---	10,505
24050 - Co Service Area #097	334,911	---	---	---	---	334,911
24075 - Co Service Area #103	1,569,768	---	---	---	---	1,569,768
24100 - CSA #104 Sky Valley	416,873	23,725	---	---	---	393,148
24125 - Co Service Area #105	120,080	---	---	---	---	120,080
24150 - Co Service Area #108	208,439	58,299	---	---	---	150,140
24175 - Co Service Area #113	253,122	---	---	---	---	253,122
24200 - Co Service Area #115	203,394	---	---	---	---	203,394
24225 - Co Service Area #117	263,713	---	---	---	---	263,713
24250 - Co Service Area #121	930,479	---	---	---	---	930,479
24275 - Co Service Area #124	128,070	---	---	---	---	128,070
24300 - Co Service Area #125	267,719	---	---	---	---	267,719
24325 - Co Service Area #126	18,499,444	---	---	---	---	18,499,444
24350 - Co Service Area #128 East	356,379	---	---	---	---	356,379
24400 - Co Service Area #132	44,559	---	---	---	---	44,559
24425 - Co Service Area #134	5,013,491	---	---	---	---	5,013,491
24450 - Co Service Area #135	3,571	---	---	---	---	3,571
24525 - Co Service Area #142	65,095	---	---	---	---	65,095
24550 - CSA #143a Warner Sprg Subzone1	1,925,274	88,430	---	---	---	1,836,844

State Controller Schedules	County of Riverside	Schedule 14
County Budget Act	Special Districts and Other Agencies Nonenterprise - Obligated Fund Balances Fiscal Year 2026-27	

District and Agency Name	Obligated Fund Balances June 30, 2026	Decreases or Cancellations		Increases or New Obligated Fund Balances		Total Obligated Fund Balances for the Budget Year
		Recommended	Adopted by Board of Supervisors	Recommended	Adopted by Board of Supervisors	
1	2	3	4	5	6	7
24600 - Co Service Area #149 Wine Cou	1,281,403	290,190	---	---	---	991,213
24625 - Co Service Area #152 NPDES	8,085,222	---	---	---	---	8,085,222
24800 - Co Service Area #146	141,291	---	---	---	---	141,291
24825 - CSA #149 Wine Country Beautif	553,613	---	---	---	---	553,613
24875 - CSA #152 Sports Facility	2,092,187	302,951	---	---	---	1,789,236
31550 - Co Service Area #143 Qmby	905,116	---	---	---	---	905,116
31555 - CSA #145 Quimby	(40,135)	---	---	---	---	(40,135)
31570 - CSA #152 Zone B	1,082,438	200,000	---	---	---	882,438
32720 - CSA 126 Quimby	401,740	---	---	---	---	401,740
32730 - CSA 146 Quimby	75,509	---	---	---	---	75,509
32740 - CSA 152 Cajalco Corridor Quimby	(439,074)	---	---	---	---	(439,074)
40400 - Co Service Area #122 Water	37	---	---	247,859	---	247,896
40440 - CSA #62 Water-Sewer	249,388	213,460	---	3,140,823	---	3,176,751
Total County Service Areas	**$ 74,121,203**	**$ 1,643,935**	**$ ---**	**$ 3,388,682**	**$ ---**	**$ 75,865,950**
Flood Control District						
15000 - Special Accounting	$ ---	$ ---	$ ---	$ 591,183	$ ---	$ 591,183
15100 - Flood Administration	600	2,726,632	---	2,982,330	---	256,298
25110 - Zone 1 Const-Maint-Misc	81,723,963	3,792,768	---	---	---	77,931,195
25120 - Zone 2 Const-Maint-Misc	77,618,794	---	---	5,077,496	---	82,696,290
25130 - Zone 3 Const-Maint-Misc	4,708,320	---	---	1,570,119	---	6,278,439
25140 - Zone 4 Const-Maint-Misc	106,383,947	33,377,905	---	---	---	73,006,042
25150 - Zone 5 Const-Maint-Misc	28,995,940	---	---	2,237,079	---	31,233,019
25160 - Zone 6 Const-Maint-Misc	18,540,199	6,604,828	---	---	---	11,935,371
25170 - Zone 7 Const-Maint-Misc	29,664,104	5,917,282	---	---	---	23,746,822

State Controller Schedules	County of Riverside	Schedule 14
County Budget Act	Special Districts and Other Agencies Nonenterprise - Obligated Fund Balances Fiscal Year 2026-27	

District and Agency Name	Obligated Fund Balances June 30, 2026	Decreases or Cancellations		Increases or New Obligated Fund Balances		Total Obligated Fund Balances for the Budget Year
		Recommended	Adopted by Board of Supervisors	Recommended	Adopted by Board of Supervisors	
1	2	3	4	5	6	7
25180 - NPDES White Water Assessment	4,622,610	---	---	52,462	---	4,675,072
25190 - NPDES Santa Ana Assessment Are	5,732,727	3,829,256	---	---	---	1,903,471
25200 - NPDES Santa Margarita Assmt	3,485,756	---	---	318,093	---	3,803,849
33000 - FC-Capital Project Fund	394,728	---	---	515	---	395,243
38530 - Flood - Zone 4 Debt Service	18,745	---	---	---	---	18,745
40650 - Photogrammetry Operation	9,109	---	---	6,767	---	15,876
40660 - Subdivision Operation	---	---	---	949,490	---	949,490
40670 - Encroachment Permits	---	---	---	159,734	---	159,734
48000 - Hydrology Services	56,716	---	---	132,741	---	189,457
48020 - Garage-Fleet Operations	6,754,350	3,758,381	---	829,823	---	3,825,792
48040 - Project-Maintenance Operation	235,310	6,433	---	37,990	---	266,867
48080 - Data Processing	(16,813)	752,915	---	3,278,915	---	2,509,187
Total Flood Control District	**$ 368,929,105**	**$ 60,766,400**	**$ ---**	**$ 18,224,737**	**$ ---**	**$ 326,387,442**
IHSS						
22800 - IHSS Public Authority	$ (642,509)	$ 585,396	$ ---	$ ---	$ ---	$ (1,227,905)
Total IHSS	**$ (642,509)**	**$ 585,396**	**$ ---**	**$ ---**	**$ ---**	**$ (1,227,905)**
Perris Cemetery District						
22900 - Perris Cemetery District	$ 1,456,237	$ 116,672	$ ---	$ ---	$ ---	$ 1,339,565
39810 - Perris Valley Cemetery Endowmt	2,302,394	---	---	208,352	---	2,510,746
Total Perris Cemetery District	**$ 3,758,631**	**$ 116,672**	**$ ---**	**$ 208,352**	**$ ---**	**$ 3,850,311**
RC Children & Family Commission						
25800 - RC Children & Famly Commission	$ 27,749,490	$ 4,746,308	$ ---	$ 2,168,024	$ ---	$ 25,171,206

State Controller Schedules	County of Riverside	Schedule 14
County Budget Act	Special Districts and Other Agencies Nonenterprise - Obligated Fund Balances Fiscal Year 2026-27	

District and Agency Name	Obligated Fund Balances June 30, 2026	Decreases or Cancellations		Increases or New Obligated Fund Balances		Total Obligated Fund Balances for the Budget Year
		Recommended	Adopted by Board of Supervisors	Recommended	Adopted by Board of Supervisors	
1	2	3	4	5	6	7
25810 - RCCFC Local Government	24,006	---	---	---	---	24,006
Total RC Children & Family Commission	**$ 27,773,496**	**$ 4,746,308**	**$ ---**	**$ 2,168,024**	**$ ---**	**$ 25,195,212**
Regional Park and Open-Space District						
25400 - Regional Park & Open Space Dis	$ 15,429,520	$ 2,235,213	$ ---	$ ---	$ ---	$ 13,194,307
25420 - Recreation	(134,526)	---	---	---	---	(134,526)
25430 - Habitat/Open Space Mgt-Parks	60,632	316,297	---	---	---	(255,665)
25440 - Off-Highway Vehicle Mgmt	358,955	---	---	---	---	358,955
25500 - County Fish and Wildlife	23,872	---	---	---	---	23,872
25510 - Park Residences Util & Maint	345,369	63,450	---	---	---	281,919
25540 - Multi-Species Reserve	224,039	---	---	17,813	---	241,852
25550 - Santa Ana Mitigation Bank	3,762,754	---	---	---	---	3,762,754
25590 - MSHCP Reserve Management	602,191	---	---	17,583	---	619,774
25620 - Lake Skinner Park	(48,421)	545,730	---	---	---	(594,151)
33100 - Park Acq & Dev, District	8,219,505	---	---	---	---	8,219,505
33110 - Park Acq & Dev, Grants	3,458,157	---	---	---	---	3,458,157
33120 - Park Acq & Dev, DIF	507,779	---	---	---	---	507,779
Total Regional Park and Open-Space District	**$ 32,809,826**	**$ 3,160,690**	**$ ---**	**$ 35,396**	**$ ---**	**$ 29,684,532**

State Controller Schedules	County of Riverside	Schedule 14
County Budget Act	Special Districts and Other Agencies Nonenterprise - Obligated Fund Balances Fiscal Year 2026-27	

District and Agency Name	Obligated Fund Balances June 30, 2026	Decreases or Cancellations		Increases or New Obligated Fund Balances		Total Obligated Fund Balances for the Budget Year
		Recommended	Adopted by Board of Supervisors	Recommended	Adopted by Board of Supervisors	
1	2	3	4	5	6	7
Waste Resources Department						
40250 - WRMD Operating	$ ---	$ ---	$ ---	$ 1,226,478	$ ---	$ 1,226,478
Total Waste Resources Department	**$ ---**	**$ ---**	**$ ---**	**$ 1,226,478**	**$ ---**	**$ 1,226,478**
Total Special Districts and Other Agencies	**$ 508,845,073**	**$ 71,177,530**	**$ ---**	**$ 25,251,669**	**$ ---**	**$ 462,919,212**
Arithmetic Results						COL 2 - 4 + 6
Total Transferred To	COL 4+5 = SCH 13, COL 2		SCH 12, COL 3 SCH 1, COL 3		SCH 12, COL 7 SCH 1, COL 7	

State Controller Schedules	County of Riverside	Schedule 15
County Budget Act	Special Districts and Other Agencies Summary Nonenterprise Financing Sources and Uses by Budget Unit by Object Fiscal Year 2026-27	

Special Accounting (15000) / Flood Control-Special Accounting (947180)

Detail by Revenue Category and Expenditure Object	2024-25 Actual	2025-26 Actual [X] Estimated [ ]	2026-27 Recommended	2026-27 Adopted by the Board of Supervisors
1	2	3	4	5
Revenue				
Charges for Current Services	$ 1,434,222	$ 1,247,965	$ 3,000,000	$ ---
Total Revenue	**$ 1,434,222**	**$ 1,247,965**	**$ 3,000,000**	**$ ---**
Expense				
Salaries and Employee Benefits	$ 2,071,308	$ 1,720,468	$ 2,899,836	$ ---
Services and Supplies	457,457	2,687,247	11,704,713	---
Other Charges	---	---	1,000	---
Intrafund Transfers	(1,132,934)	(3,122,032)	(12,146,040)	---
Total Expenditures and Appropriations	**$ 1,395,831**	**$ 1,285,683**	**$ 2,459,509**	**$ ---**
Net Cost	**$ (38,392)**	**$ 37,718**	**$ (540,491)**	**$ ---**

State Controller Schedules	County of Riverside	Schedule 15
County Budget Act	Special Districts and Other Agencies Summary Nonenterprise Financing Sources and Uses by Budget Unit by Object Fiscal Year 2026-27	

Flood Administration (15100) / Flood Control-Administration Division (947200)

Detail by Revenue Category and Expenditure Object	2024-25 Actual	2025-26 Actual [X] Estimated [ ]	2026-27 Recommended	2026-27 Adopted by the Board of Supervisors
1	2	3	4	5
Revenue				
Taxes	$ 6,103,186	$ 6,408,347	$ 6,728,765	$ ---
Revenue from the Use of Money & Property	664,154	251,000	258,500	---
Intergovernmental - State	39,145	40,349	42,367	---
Charges for Current Services	150,619	2,357,209	2,479,343	---
Miscellaneous Revenue	2,148,978	2,242,235	2,354,432	---
Other Financing Sources	409,959	561,480	737,019	---
Total Revenue	**$ 9,516,040**	**$ 11,860,620**	**$ 12,600,426**	**$ ---**
Expense				
Salaries and Employee Benefits	$ 8,900,304	$ 9,566,510	$ 12,962,315	$ ---
Services and Supplies	7,902,280	8,101,347	10,679,657	---
Other Charges	---	---	1,000	---
Capital Assets	54,172	151,293	179,400	---
Other Financing Uses	---	---	1,000	---
Intrafund Transfers	(4,590,147)	(7,103,592)	(8,496,314)	---
Total Expenditures and Appropriations	**$ 12,266,608**	**$ 10,715,558**	**$ 15,327,058**	**$ ---**
Net Cost	**$ 2,750,568**	**$ (1,145,062)**	**$ 2,726,632**	**$ ---**

State Controller Schedules	County of Riverside	Schedule 15
County Budget Act	Special Districts and Other Agencies Summary Nonenterprise Financing Sources and Uses by Budget Unit by Object Fiscal Year 2026-27	

CFD Administration (20605) / CFD Administration (991000)

Detail by Revenue Category and Expenditure Object	2024-25 Actual	2025-26 Actual [X] Estimated [ ]	2026-27 Recommended	2026-27 Adopted by the Board of Supervisors
1	2	3	4	5
Revenue				
Revenue from the Use of Money & Property	$ 57,620	$ 38,712	$ 49,791	$ ---
Charges for Current Services	316,972	391,939	436,593	---
Other Financing Sources	14,796	---	---	---
Total Revenue	**$ 389,388**	**$ 430,651**	**$ 486,384**	**$ ---**
Expense				
Services and Supplies	$ 91,027	$ 108,743	$ 144,891	$ ---
Other Charges	213,885	318,053	473,428	---
Other Financing Uses	4,241	100	100	---
Total Expenditures and Appropriations	**$ 309,153**	**$ 426,896**	**$ 618,419**	**$ ---**
Net Cost	**$ (80,235)**	**$ (3,755)**	**$ 132,035**	**$ ---**

State Controller Schedules	County of Riverside	Schedule 15
County Budget Act	Special Districts and Other Agencies Summary Nonenterprise Financing Sources and Uses by Budget Unit by Object Fiscal Year 2026-27	

CFD 17-2M Bella Vista II (20610) / CFD 17-2M Bella Vista II (991100)

Detail by Revenue Category and Expenditure Object	2024-25 Actual	2025-26 Actual [X] Estimated [ ]	2026-27 Recommended	2026-27 Adopted by the Board of Supervisors
1	2	3	4	5
Revenue				
Revenue from the Use of Money & Property	$ 18,096	$ 9,955	$ 14,587	$ ---
Charges for Current Services	82,442	86,594	90,872	---
Total Revenue	**$ 100,537**	**$ 96,549**	**$ 105,459**	**$ ---**
Expense				
Services and Supplies	$ 972	$ 23,014	$ 30,927	$ ---
Other Charges	31,601	63,205	74,432	---
Other Financing Uses	---	100	100	---
Total Expenditures and Appropriations	**$ 32,572**	**$ 86,319**	**$ 105,459**	**$ ---**
Net Cost	**$ (67,965)**	**$ (10,230)**	**$ ---**	**$ ---**

State Controller Schedules	County of Riverside	Schedule 15
County Budget Act	Special Districts and Other Agencies Summary Nonenterprise Financing Sources and Uses by Budget Unit by Object Fiscal Year 2026-27	

CFD 17-1M Conestoga (20620) / CFD 17-1M Conestoga (991105)

Detail by Revenue Category and Expenditure Object	2024-25 Actual	2025-26 Actual [X] Estimated [ ]	2026-27 Recommended	2026-27 Adopted by the Board of Supervisors
1	2	3	4	5
Revenue				
Revenue from the Use of Money & Property	$ 13,838	$ 6,071	$ 11,674	$ ---
Charges for Current Services	71,956	73,938	77,595	---
Total Revenue	**$ 85,794**	**$ 80,009**	**$ 89,269**	**$ ---**
Expense				
Services and Supplies	$ ---	$ 46,909	$ 48,174	$ ---
Other Charges	12,880	28,205	40,995	---
Other Financing Uses	---	100	100	---
Total Expenditures and Appropriations	**$ 12,880**	**$ 75,214**	**$ 89,269**	**$ ---**
Net Cost	**$ (72,913)**	**$ (4,795)**	**$ ---**	**$ ---**

State Controller Schedules	County of Riverside	Schedule 15
County Budget Act	Special Districts and Other Agencies Summary Nonenterprise Financing Sources and Uses by Budget Unit by Object Fiscal Year 2026-27	

CFD 17-3M Tierra Del Rey (20630) / CFD 17-3M Tierra Del Rey (991110)

Detail by Revenue Category and Expenditure Object	2024-25 Actual	2025-26 Actual [X] Estimated [ ]	2026-27 Recommended	2026-27 Adopted by the Board of Supervisors
1	2	3	4	5
Revenue				
Revenue from the Use of Money & Property	$ 37,922	$ 18,896	$ 31,673	$ ---
Charges for Current Services	168,644	173,136	181,689	---
Total Revenue	**$ 206,566**	**$ 192,032**	**$ 213,362**	**$ ---**
Expense				
Services and Supplies	$ 4,126	$ 33,102	$ 67,886	$ ---
Other Charges	23,939	126,205	145,376	---
Other Financing Uses	---	100	100	---
Total Expenditures and Appropriations	**$ 28,066**	**$ 159,407**	**$ 213,362**	**$ ---**
Net Cost	**$ (178,500)**	**$ (32,625)**	**$ ---**	**$ ---**

State Controller Schedules	County of Riverside	Schedule 15
County Budget Act	Special Districts and Other Agencies Summary Nonenterprise Financing Sources and Uses by Budget Unit by Object Fiscal Year 2026-27	

CFD 16-1M Citrus Heights (20640) / CFD 16-M Citrus Heights (991115)

Detail by Revenue Category and Expenditure Object	2024-25 Actual	2025-26 Actual [X] Estimated [ ]	2026-27 Recommended	2026-27 Adopted by the Board of Supervisors
1	2	3	4	5
Revenue				
Revenue from the Use of Money & Property	$ 47,985	$ 24,973	$ 38,242	$ ---
Charges for Current Services	178,470	184,561	193,679	---
Total Revenue	**$ 226,455**	**$ 209,534**	**$ 231,921**	**$ ---**
Expense				
Services and Supplies	$ 27,617	$ 91,745	$ 122,580	$ ---
Other Charges	37,203	89,561	109,241	---
Other Financing Uses	---	100	100	---
Total Expenditures and Appropriations	**$ 64,820**	**$ 181,406**	**$ 231,921**	**$ ---**
Net Cost	**$ (161,635)**	**$ (28,128)**	**$ ---**	**$ ---**

State Controller Schedules	County of Riverside	Schedule 15
County Budget Act	Special Districts and Other Agencies Summary Nonenterprise Financing Sources and Uses by Budget Unit by Object Fiscal Year 2026-27	

CFD 17-4M Promontory (20650) / CFD 17-4M Promontroy (991120)

Detail by Revenue Category and Expenditure Object	2024-25 Actual	2025-26 Actual [X] Estimated [ ]	2026-27 Recommended	2026-27 Adopted by the Board of Supervisors
1	2	3	4	5
Revenue				
Revenue from the Use of Money & Property	$ 30,875	$ 14,605	$ 25,481	$ ---
Charges for Current Services	131,551	134,825	139,679	---
Total Revenue	**$ 162,426**	**$ 149,430**	**$ 165,160**	**$ ---**
Expense				
Services and Supplies	$ 10,112	$ 78,020	$ 114,339	$ ---
Other Charges	12,638	36,189	50,721	---
Other Financing Uses	---	100	100	---
Total Expenditures and Appropriations	**$ 22,750**	**$ 114,309**	**$ 165,160**	**$ ---**
Net Cost	**$ (139,675)**	**$ (35,121)**	**$ ---**	**$ ---**

State Controller Schedules	County of Riverside	Schedule 15
County Budget Act	Special Districts and Other Agencies Summary Nonenterprise Financing Sources and Uses by Budget Unit by Object Fiscal Year 2026-27	

CFD 17-5M French Valley South (20660) / CFD 17-5M French Valley South (991125)

Detail by Revenue Category and Expenditure Object	2024-25 Actual	2025-26 Actual [X] Estimated [ ]	2026-27 Recommended	2026-27 Adopted by the Board of Supervisors
1	2	3	4	5
Revenue				
Revenue from the Use of Money & Property	$ 25,859	$ 9,708	$ 22,771	$ ---
Charges for Current Services	167,672	173,540	179,788	---
Total Revenue	**$ 193,531**	**$ 183,248**	**$ 202,559**	**$ ---**
Expense				
Services and Supplies	$ 18,446	$ 57,585	$ 106,110	$ ---
Other Charges	12,583	78,900	96,349	---
Other Financing Uses	---	100	100	---
Total Expenditures and Appropriations	**$ 31,029**	**$ 136,585**	**$ 202,559**	**$ ---**
Net Cost	**$ (162,502)**	**$ (46,663)**	**$ ---**	**$ ---**

State Controller Schedules	County of Riverside	Schedule 15
County Budget Act	Special Districts and Other Agencies Summary Nonenterprise Financing Sources and Uses by Budget Unit by Object Fiscal Year 2026-27	

CFD 17-6M Aberley TR31199 (20670) / CFD 17-6M Amberley TR31199 (991130)

Detail by Revenue Category and Expenditure Object	2024-25 Actual	2025-26 Actual [X] Estimated [ ]	2026-27 Recommended	2026-27 Adopted by the Board of Supervisors
1	2	3	4	5
Revenue				
Revenue from the Use of Money & Property	$ 17,779	$ 9,943	$ 14,642	$ ---
Charges for Current Services	89,293	91,638	94,937	---
Total Revenue	**$ 107,072**	**$ 101,581**	**$ 109,579**	**$ ---**
Expense				
Services and Supplies	$ 1,290	$ 25,250	$ 34,246	$ ---
Other Charges	32,655	67,699	75,233	---
Other Financing Uses	---	100	100	---
Total Expenditures and Appropriations	**$ 33,945**	**$ 93,049**	**$ 109,579**	**$ ---**
Net Cost	**$ (73,127)**	**$ (8,532)**	**$ ---**	**$ ---**

State Controller Schedules	County of Riverside	Schedule 15
County Budget Act	Special Districts and Other Agencies Summary Nonenterprise Financing Sources and Uses by Budget Unit by Object Fiscal Year 2026-27	

CFD 18-1M Tramonte TR36475 (20680) / CFD18-1M Tramonte TR36475 (991140)

Detail by Revenue Category and Expenditure Object	2024-25 Actual	2025-26 Actual [X] Estimated [ ]	2026-27 Recommended	2026-27 Adopted by the Board of Supervisors
1	2	3	4	5
Revenue				
Revenue from the Use of Money & Property	$ 46,703	$ 21,010	$ 38,545	$ ---
Charges for Current Services	209,178	216,312	224,099	---
Total Revenue	**$ 255,880**	**$ 237,322**	**$ 262,644**	**$ ---**
Expense				
Services and Supplies	$ 12,904	$ 78,678	$ 116,944	$ ---
Other Charges	42,685	122,519	145,600	---
Other Financing Uses	---	100	100	---
Total Expenditures and Appropriations	**$ 55,590**	**$ 201,297**	**$ 262,644**	**$ ---**
Net Cost	**$ (200,291)**	**$ (36,025)**	**$ ---**	**$ ---**

State Controller Schedules	County of Riverside	Schedule 15
County Budget Act	Special Districts and Other Agencies Summary Nonenterprise Financing Sources and Uses by Budget Unit by Object Fiscal Year 2026-27	

CFD18-2M Goldn Sunst TR31632-1 (20690) / CFD18-2M Goldn Sunst TR31632-1 (991145)

Detail by Revenue Category and Expenditure Object	2024-25 Actual	2025-26 Actual [X] Estimated [ ]	2026-27 Recommended	2026-27 Adopted by the Board of Supervisors
1	2	3	4	5
Revenue				
Revenue from the Use of Money & Property	$ 5,728	$ 1,583	$ 5,459	$ ---
Charges for Current Services	61,737	63,821	66,119	---
Total Revenue	**$ 67,465**	**$ 65,404**	**$ 71,578**	**$ ---**
Expense				
Services and Supplies	$ 3,141	$ 8,495	$ 35,291	$ ---
Other Charges	12,242	24,749	36,187	---
Other Financing Uses	---	100	100	---
Total Expenditures and Appropriations	**$ 15,382**	**$ 33,344**	**$ 71,578**	**$ ---**
Net Cost	**$ (52,083)**	**$ (32,060)**	**$ ---**	**$ ---**

State Controller Schedules	County of Riverside	Schedule 15
County Budget Act	Special Districts and Other Agencies Summary Nonenterprise Financing Sources and Uses by Budget Unit by Object Fiscal Year 2026-27	

CFD19-1M La Ventana TR31100 (20700) / CFD 19-1M La Ventana (991150)

Detail by Revenue Category and Expenditure Object	2024-25 Actual	2025-26 Actual [X] Estimated [ ]	2026-27 Recommended	2026-27 Adopted by the Board of Supervisors
1	2	3	4	5
Revenue				
Revenue from the Use of Money & Property	$ 2,586	$ 1,681	$ 1,785	$ ---
Charges for Current Services	---	100,000	281,118	---
Total Revenue	**$ 2,586**	**$ 101,681**	**$ 282,903**	**$ ---**
Expense				
Services and Supplies	$ ---	$ 51,081	$ 137,903	$ ---
Other Charges	2,401	32,700	140,000	---
Other Financing Uses	---	17,900	5,000	---
Total Expenditures and Appropriations	**$ 2,401**	**$ 101,681**	**$ 282,903**	**$ ---**
Net Cost	**$ (185)**	**$ ---**	**$ ---**	**$ ---**

State Controller Schedules	County of Riverside	Schedule 15
County Budget Act	Special Districts and Other Agencies Summary Nonenterprise Financing Sources and Uses by Budget Unit by Object Fiscal Year 2026-27	

CFD19-2M Winchstr Rnch TR30807 (20710) / CFD 19-2M Winchester Ranch (991155)

Detail by Revenue Category and Expenditure Object	2024-25 Actual	2025-26 Actual [X] Estimated [ ]	2026-27 Recommended	2026-27 Adopted by the Board of Supervisors
1	2	3	4	5
Revenue				
Revenue from the Use of Money & Property	$ 4,972	$ 1,855	$ 4,941	$ ---
Charges for Current Services	56,497	124,681	140,936	---
Total Revenue	**$ 61,470**	**$ 126,536**	**$ 145,877**	**$ ---**
Expense				
Services and Supplies	$ 5,389	$ 74,441	$ 106,101	$ ---
Other Charges	5,175	14,492	39,676	---
Other Financing Uses	---	100	100	---
Total Expenditures and Appropriations	**$ 10,564**	**$ 89,033**	**$ 145,877**	**$ ---**
Net Cost	**$ (50,906)**	**$ (37,503)**	**$ ---**	**$ ---**

State Controller Schedules	County of Riverside	Schedule 15
County Budget Act	Special Districts and Other Agencies Summary Nonenterprise Financing Sources and Uses by Budget Unit by Object Fiscal Year 2026-27	

CFD19-3M Brisa Pointe TR36687 (20720) / CFD 19-3M Brisa Pointe (991160)

Detail by Revenue Category and Expenditure Object	2024-25 Actual	2025-26 Actual [X] Estimated [ ]	2026-27 Recommended	2026-27 Adopted by the Board of Supervisors
1	2	3	4	5
Revenue				
Revenue from the Use of Money & Property	$ 6,499	$ 3,804	$ 5,273	$ ---
Charges for Current Services	43,162	44,364	58,116	---
Total Revenue	**$ 49,661**	**$ 48,168**	**$ 63,389**	**$ ---**
Expense				
Services and Supplies	$ 1,976	$ 7,236	$ 9,000	$ ---
Other Charges	23,121	41,017	54,289	---
Other Financing Uses	---	100	100	---
Total Expenditures and Appropriations	**$ 25,097**	**$ 48,353**	**$ 63,389**	**$ ---**
Net Cost	**$ (24,564)**	**$ 185**	**$ ---**	**$ ---**

State Controller Schedules	County of Riverside	Schedule 15
County Budget Act	Special Districts and Other Agencies Summary Nonenterprise Financing Sources and Uses by Budget Unit by Object Fiscal Year 2026-27	

CFD 20-1M Springbrook TR30908/9 (20730) / CFD 20-1M Springbrook TR30908/9 (991165)

Detail by Revenue Category and Expenditure Object	2024-25 Actual	2025-26 Actual [X] Estimated [ ]	2026-27 Recommended	2026-27 Adopted by the Board of Supervisors
1	2	3	4	5
Revenue				
Revenue from the Use of Money & Property	$ 99,665	$ 25,132	$ 97,069	$ ---
Charges for Current Services	862,718	901,049	934,043	---
Total Revenue	**$ 962,383**	**$ 926,181**	**$ 1,031,112**	**$ ---**
Expense				
Services and Supplies	$ ---	$ 749,238	$ 751,038	$ ---
Other Charges	11,784	101,827	275,074	---
Other Financing Uses	---	1,900	5,000	---
Total Expenditures and Appropriations	**$ 11,784**	**$ 852,965**	**$ 1,031,112**	**$ ---**
Net Cost	**$ (950,599)**	**$ (73,216)**	**$ ---**	**$ ---**

State Controller Schedules	County of Riverside	Schedule 15
County Budget Act	Special Districts and Other Agencies Summary Nonenterprise Financing Sources and Uses by Budget Unit by Object Fiscal Year 2026-27	

CFD 20-2M Prairie Crssng Area A (20740) / CFD 20-2M Prairie Crssng Area A (991170)

Detail by Revenue Category and Expenditure Object	2024-25 Actual	2025-26 Actual [X] Estimated [ ]	2026-27 Recommended	2026-27 Adopted by the Board of Supervisors
1	2	3	4	5
Revenue				
Revenue from the Use of Money & Property	$ 9,471	$ 2,675	$ 8,989	$ ---
Charges for Current Services	96,991	98,748	102,303	---
Total Revenue	**$ 106,462**	**$ 101,423**	**$ 111,292**	**$ ---**
Expense				
Services and Supplies	$ 11,774	$ 25,811	$ 56,996	$ ---
Other Charges	11,966	30,557	49,296	---
Other Financing Uses	---	4,600	5,000	---
Total Expenditures and Appropriations	**$ 23,741**	**$ 60,968**	**$ 111,292**	**$ ---**
Net Cost	**$ (82,721)**	**$ (40,455)**	**$ ---**	**$ ---**

State Controller Schedules	County of Riverside	Schedule 15
County Budget Act	Special Districts and Other Agencies Summary Nonenterprise Financing Sources and Uses by Budget Unit by Object Fiscal Year 2026-27	

CFD 20-2M Prairie Crssng Area B (20750) / CFD 20-2M Prairie Crssng Area B (991175)

Detail by Revenue Category and Expenditure Object	2024-25 Actual	2025-26 Actual [X] Estimated [ ]	2026-27 Recommended	2026-27 Adopted by the Board of Supervisors
1	2	3	4	5
Revenue				
Taxes	$ 441	$ ---	$ ---	$ ---
Revenue from the Use of Money & Property	2,800	825	3,185	---
Charges for Current Services	56,948	59,441	61,580	---
Total Revenue	**$ 60,188**	**$ 60,266**	**$ 64,765**	**$ ---**
Expense				
Services and Supplies	$ 4,688	$ 27,052	$ 21,000	$ ---
Other Charges	11,873	31,000	41,765	---
Other Financing Uses	---	2,700	2,000	---
Total Expenditures and Appropriations	**$ 16,562**	**$ 60,752**	**$ 64,765**	**$ ---**
Net Cost	**$ (43,627)**	**$ 486**	**$ ---**	**$ ---**

State Controller Schedules	County of Riverside	Schedule 15
County Budget Act	Special Districts and Other Agencies Summary Nonenterprise Financing Sources and Uses by Budget Unit by Object Fiscal Year 2026-27	

CFD21-1M Mountain Vista (20760) / CFD21-1M Mountain Vista (991180)

Detail by Revenue Category and Expenditure Object	2024-25 Actual	2025-26 Actual [X] Estimated [ ]	2026-27 Recommended	2026-27 Adopted by the Board of Supervisors
1	2	3	4	5
Revenue				
Revenue from the Use of Money & Property	$ 930	$ 602	$ 671	$ ---
Charges for Current Services	---	100,000	230,758	---
Total Revenue	**$ 930**	**$ 100,602**	**$ 231,429**	**$ ---**
Expense				
Services and Supplies	$ ---	$ 33,452	$ 136,429	$ ---
Other Charges	---	25,100	90,000	---
Other Financing Uses	---	42,050	5,000	---
Total Expenditures and Appropriations	**$ ---**	**$ 100,602**	**$ 231,429**	**$ ---**
Net Cost	**$ (930)**	**$ ---**	**$ ---**	**$ ---**

State Controller Schedules	County of Riverside	Schedule 15
County Budget Act	Special Districts and Other Agencies Summary Nonenterprise Financing Sources and Uses by Budget Unit by Object Fiscal Year 2026-27	

CFD21-2M Sunset Crossing (20770) / CFD21-2M Sunset Crossing (991185)

Detail by Revenue Category and Expenditure Object	2024-25 Actual	2025-26 Actual [X] Estimated [ ]	2026-27 Recommended	2026-27 Adopted by the Board of Supervisors
1	2	3	4	5
Revenue				
Revenue from the Use of Money & Property	$ 3,425	$ 1,080	$ 3,901	$ ---
Charges for Current Services	66,525	72,536	75,147	---
Total Revenue	**$ 69,950**	**$ 73,616**	**$ 79,048**	**$ ---**
Expense				
Services and Supplies	$ 6,229	$ 23,949	$ 44,550	$ ---
Other Charges	10,906	30,100	32,498	---
Other Financing Uses	---	3,800	2,000	---
Total Expenditures and Appropriations	**$ 17,135**	**$ 57,849**	**$ 79,048**	**$ ---**
Net Cost	**$ (52,815)**	**$ (15,767)**	**$ ---**	**$ ---**

State Controller Schedules	County of Riverside	Schedule 15
County Budget Act	Special Districts and Other Agencies Summary Nonenterprise Financing Sources and Uses by Budget Unit by Object Fiscal Year 2026-27	

CFD21-3MEagleVista/LakeRnchlAA (20780) / CFD21-3MEagleVista/LakeRnchlAA (991190)

Detail by Revenue Category and Expenditure Object	2024-25 Actual	2025-26 Actual [X] Estimated [ ]	2026-27 Recommended	2026-27 Adopted by the Board of Supervisors
1	2	3	4	5
Revenue				
Revenue from the Use of Money & Property	$ 945	$ 775	$ 765	$ ---
Charges for Current Services	10,369	10,606	10,978	---
Total Revenue	**$ 11,315**	**$ 11,381**	**$ 11,743**	**$ ---**
Expense				
Services and Supplies	$ 3,554	$ 4,779	$ 6,100	$ ---
Other Charges	3,336	3,520	5,443	---
Other Financing Uses	---	100	200	---
Total Expenditures and Appropriations	**$ 6,890**	**$ 8,399**	**$ 11,743**	**$ ---**
Net Cost	**$ (4,425)**	**$ (2,982)**	**$ ---**	**$ ---**

State Controller Schedules	County of Riverside	Schedule 15
County Budget Act	Special Districts and Other Agencies Summary Nonenterprise Financing Sources and Uses by Budget Unit by Object Fiscal Year 2026-27	

CFD21-3MEagleVista/LakeRnchIAB (20790) / CFD21-3MEagleVista/LakeRnchIAB (991195)

Detail by Revenue Category and Expenditure Object	2024-25 Actual	2025-26 Actual [X] Estimated [ ]	2026-27 Recommended	2026-27 Adopted by the Board of Supervisors
1	2	3	4	5
Revenue				
Revenue from the Use of Money & Property	$ 1,136	$ 612	$ 2,365	$ ---
Charges for Current Services	60,332	87,833	94,267	---
Total Revenue	**$ 61,468**	**$ 88,445**	**$ 96,632**	**$ ---**
Expense				
Services and Supplies	$ ---	$ 32,031	$ 73,149	$ ---
Other Charges	6,956	17,600	20,983	---
Other Financing Uses	---	7,700	2,500	---
Total Expenditures and Appropriations	**$ 6,956**	**$ 57,331**	**$ 96,632**	**$ ---**
Net Cost	**$ (54,512)**	**$ (31,114)**	**$ ---**	**$ ---**

State Controller Schedules	County of Riverside	Schedule 15
County Budget Act	Special Districts and Other Agencies Summary Nonenterprise Financing Sources and Uses by Budget Unit by Object Fiscal Year 2026-27	

CFD22-1MLosOlivos/CntryviewIAA (20800) / CFD22-1MLosOlivos/CntryviewIAA (991200)

Detail by Revenue Category and Expenditure Object	2024-25 Actual	2025-26 Actual [X] Estimated [ ]	2026-27 Recommended	2026-27 Adopted by the Board of Supervisors
1	2	3	4	5
Revenue				
Revenue from the Use of Money & Property	$ 1,489	$ 579	$ 1,293	$ ---
Charges for Current Services	11,725	12,136	12,573	---
Total Revenue	**$ 13,215**	**$ 12,715**	**$ 13,866**	**$ ---**
Expense				
Services and Supplies	$ 2,876	$ 2,915	$ 4,000	$ ---
Other Charges	1,285	9,300	9,866	---
Other Financing Uses	---	600	---	---
Total Expenditures and Appropriations	**$ 4,161**	**$ 12,815**	**$ 13,866**	**$ ---**
Net Cost	**$ (9,053)**	**$ 100**	**$ ---**	**$ ---**

State Controller Schedules	County of Riverside	Schedule 15
County Budget Act	Special Districts and Other Agencies Summary Nonenterprise Financing Sources and Uses by Budget Unit by Object Fiscal Year 2026-27	

CFD22-1MLosOlivos/CntryviewIAB (20810) / CFD22-1MLosOlivos/CntryviewIAB (991205)

Detail by Revenue Category and Expenditure Object	2024-25 Actual	2025-26 Actual [X] Estimated [ ]	2026-27 Recommended	2026-27 Adopted by the Board of Supervisors
1	2	3	4	5
Revenue				
Revenue from the Use of Money & Property	$ 10,582	$ 3,828	$ 9,517	$ ---
Charges for Current Services	94,739	107,170	112,374	---
Total Revenue	**$ 105,321**	**$ 110,998**	**$ 121,891**	**$ ---**
Expense				
Services and Supplies	$ 16,093	$ 65,519	$ 78,000	$ ---
Other Charges	13,484	24,087	41,391	---
Other Financing Uses	---	7,100	2,500	---
Total Expenditures and Appropriations	**$ 29,577**	**$ 96,706**	**$ 121,891**	**$ ---**
Net Cost	**$ (75,744)**	**$ (14,292)**	**$ ---**	**$ ---**

State Controller Schedules	County of Riverside	Schedule 15
County Budget Act	Special Districts and Other Agencies Summary Nonenterprise Financing Sources and Uses by Budget Unit by Object Fiscal Year 2026-27	

CFD22-2M Mountain Edge (20820) / CFD22-2M Mountain Edge (991210)

Detail by Revenue Category and Expenditure Object	2024-25 Actual	2025-26 Actual [X] Estimated [ ]	2026-27 Recommended	2026-27 Adopted by the Board of Supervisors
1	2	3	4	5
Revenue				
Revenue from the Use of Money & Property	$ 2,988	$ 1,674	$ 2,604	$ ---
Charges for Current Services	36,256	41,120	42,600	---
Total Revenue	**$ 39,244**	**$ 42,794**	**$ 45,204**	**$ ---**
Expense				
Services and Supplies	$ 8,836	$ 13,699	$ 21,231	$ ---
Other Charges	11,006	20,500	21,473	---
Other Financing Uses	---	5,700	2,500	---
Total Expenditures and Appropriations	**$ 19,842**	**$ 39,899**	**$ 45,204**	**$ ---**
Net Cost	**$ (19,402)**	**$ (2,895)**	**$ ---**	**$ ---**

State Controller Schedules	County of Riverside	Schedule 15
County Budget Act	Special Districts and Other Agencies Summary Nonenterprise Financing Sources and Uses by Budget Unit by Object Fiscal Year 2026-27	

CFD22-4M Nuevo Meadows (20830) / CFD22-4M Nuevo Meadows (991215)

Detail by Revenue Category and Expenditure Object	2024-25 Actual	2025-26 Actual [X] Estimated [ ]	2026-27 Recommended	2026-27 Adopted by the Board of Supervisors
1	2	3	4	5
Revenue				
Revenue from the Use of Money & Property	$ 6,294	$ 2,472	$ 9,546	$ ---
Charges for Current Services	197,475	206,838	214,284	---
Total Revenue	**$ 203,769**	**$ 209,310**	**$ 223,830**	**$ ---**
Expense				
Services and Supplies	$ 3,449	$ 128,681	$ 175,510	$ ---
Other Charges	22,900	31,000	45,820	---
Other Financing Uses	---	11,900	2,500	---
Total Expenditures and Appropriations	**$ 26,349**	**$ 171,581**	**$ 223,830**	**$ ---**
Net Cost	**$ (177,419)**	**$ (37,729)**	**$ ---**	**$ ---**

State Controller Schedules	County of Riverside	Schedule 15
County Budget Act	Special Districts and Other Agencies Summary Nonenterprise Financing Sources and Uses by Budget Unit by Object Fiscal Year 2026-27	

CFD22-5M Siena (20840) / CFD22-5M Siena (991220)

Detail by Revenue Category and Expenditure Object	2024-25 Actual	2025-26 Actual [X] Estimated [ ]	2026-27 Recommended	2026-27 Adopted by the Board of Supervisors
1	2	3	4	5
Revenue				
Revenue from the Use of Money & Property	$ 3,270	$ 1,679	$ 3,351	$ ---
Charges for Current Services	44,477	105,715	131,548	---
Total Revenue	**$ 47,746**	**$ 107,394**	**$ 134,899**	**$ ---**
Expense				
Services and Supplies	$ 5,515	$ 44,425	$ 62,786	$ ---
Other Charges	5,230	15,601	67,113	---
Other Financing Uses	---	11,600	5,000	---
Total Expenditures and Appropriations	**$ 10,745**	**$ 71,626**	**$ 134,899**	**$ ---**
Net Cost	**$ (37,001)**	**$ (35,768)**	**$ ---**	**$ ---**

State Controller Schedules	County of Riverside	Schedule 15
County Budget Act	Special Districts and Other Agencies Summary Nonenterprise Financing Sources and Uses by Budget Unit by Object Fiscal Year 2026-27	

CFD22-6M Summit Canyon (20850) / CFD22-6M Summit Canyon (991225)

Detail by Revenue Category and Expenditure Object	2024-25 Actual	2025-26 Actual [X] Estimated [ ]	2026-27 Recommended	2026-27 Adopted by the Board of Supervisors
1	2	3	4	5
Revenue				
Revenue from the Use of Money & Property	$ 2,702	$ 1,148	$ 4,064	$ ---
Charges for Current Services	84,586	180,364	158,017	---
Total Revenue	**$ 87,289**	**$ 181,512**	**$ 162,081**	**$ ---**
Expense				
Services and Supplies	$ 3,377	$ 72,319	$ 128,049	$ ---
Other Charges	9,840	30,670	31,532	---
Other Financing Uses	---	9,700	2,500	---
Total Expenditures and Appropriations	**$ 13,217**	**$ 112,689**	**$ 162,081**	**$ ---**
Net Cost	**$ (74,072)**	**$ (68,823)**	**$ ---**	**$ ---**

State Controller Schedules	County of Riverside	Schedule 15
County Budget Act	Special Districts and Other Agencies Summary Nonenterprise Financing Sources and Uses by Budget Unit by Object Fiscal Year 2026-27	

CFD22-6M Summit Canyon - Tax B (20851) / CFD22-6M Summit Canyon - Tax B (991226)

Detail by Revenue Category and Expenditure Object	2024-25 Actual	2025-26 Actual [X] Estimated [ ]	2026-27 Recommended	2026-27 Adopted by the Board of Supervisors
1	2	3	4	5
Revenue				
Revenue from the Use of Money & Property	$ 104	$ 500	$ 175	$ ---
Charges for Current Services	10,143	152,626	158,017	---
Total Revenue	**$ 10,247**	**$ 153,126**	**$ 158,192**	**$ ---**
Expense				
Other Charges	$ 5,600	$ 149,026	$ 158,192	$ ---
Other Financing Uses	---	4,100	---	---
Total Expenditures and Appropriations	**$ 5,600**	**$ 153,126**	**$ 158,192**	**$ ---**
Net Cost	**$ (4,647)**	**$ ---**	**$ ---**	**$ ---**

State Controller Schedules	County of Riverside	Schedule 15
County Budget Act	Special Districts and Other Agencies Summary Nonenterprise Financing Sources and Uses by Budget Unit by Object Fiscal Year 2026-27	

CFD23-1M Highgrove Town Center (20860) / CFD23-1M Highgrove Town Center (991230)

Detail by Revenue Category and Expenditure Object	2024-25 Actual	2025-26 Actual [X] Estimated [ ]	2026-27 Recommended	2026-27 Adopted by the Board of Supervisors
1	2	3	4	5
Revenue				
Revenue from the Use of Money & Property	$ 1,013	$ 462	$ 1,350	$ ---
Charges for Current Services	27,860	74,206	87,683	---
Total Revenue	**$ 28,873**	**$ 74,668**	**$ 89,033**	**$ ---**
Expense				
Services and Supplies	$ 1,326	$ 5,591	$ 26,533	$ ---
Other Charges	3,189	28,350	60,000	---
Other Financing Uses	1,530	7,700	2,500	---
Total Expenditures and Appropriations	**$ 6,045**	**$ 41,641**	**$ 89,033**	**$ ---**
Net Cost	**$ (22,828)**	**$ (33,027)**	**$ ---**	**$ ---**

State Controller Schedules	County of Riverside	Schedule 15
County Budget Act	Special Districts and Other Agencies Summary Nonenterprise Financing Sources and Uses by Budget Unit by Object Fiscal Year 2026-27	

CFD23-1M Highgrove TC - Tax B (20861) / CFD23-1M Highgrove TC - Tax B (991231)

Detail by Revenue Category and Expenditure Object	2024-25 Actual	2025-26 Actual [X] Estimated [ ]	2026-27 Recommended	2026-27 Adopted by the Board of Supervisors
1	2	3	4	5
Revenue				
Revenue from the Use of Money & Property	$ 133	$ 500	$ 236	$ ---
Charges for Current Services	11,673	106,332	87,683	---
Total Revenue	**$ 11,806**	**$ 106,832**	**$ 87,919**	**$ ---**
Expense				
Other Charges	$ 5,600	$ 81,732	$ 87,819	$ ---
Other Financing Uses	---	25,100	100	---
Total Expenditures and Appropriations	**$ 5,600**	**$ 106,832**	**$ 87,919**	**$ ---**
Net Cost	**$ (6,206)**	**$ ---**	**$ ---**	**$ ---**

State Controller Schedules	County of Riverside	Schedule 15
County Budget Act	Special Districts and Other Agencies Summary Nonenterprise Financing Sources and Uses by Budget Unit by Object Fiscal Year 2026-27	

CFD23-2M Highgrove (20870) / CFD23-2M Highgrove (991235)

Detail by Revenue Category and Expenditure Object	2024-25 Actual	2025-26 Actual [X] Estimated [ ]	2026-27 Recommended	2026-27 Adopted by the Board of Supervisors
1	2	3	4	5
Revenue				
Revenue from the Use of Money & Property	$ 337	$ 2,231	$ 216	$ ---
Charges for Current Services	---	103,300	105,256	---
Total Revenue	**$ 337**	**$ 105,531**	**$ 105,472**	**$ ---**
Expense				
Services and Supplies	$ ---	$ 27,591	$ 50,472	$ ---
Other Charges	---	50,120	50,000	---
Other Financing Uses	765	25,820	5,000	---
Total Expenditures and Appropriations	**$ 765**	**$ 103,531**	**$ 105,472**	**$ ---**
Net Cost	**$ 428**	**$ (2,000)**	**$ ---**	**$ ---**

State Controller Schedules	County of Riverside	Schedule 15
County Budget Act	Special Districts and Other Agencies Summary Nonenterprise Financing Sources and Uses by Budget Unit by Object Fiscal Year 2026-27	

CFD23-2M Highgrove - Tax B (20871) / CFD23-2M Highgrove - Tax B (991236)

Detail by Revenue Category and Expenditure Object	2024-25 Actual	2025-26 Actual [X] Estimated [ ]	2026-27 Recommended	2026-27 Adopted by the Board of Supervisors
1	2	3	4	5
Revenue				
Revenue from the Use of Money & Property	$ ---	$ 500	$ ---	$ ---
Charges for Current Services	---	---	105,256	---
Total Revenue	**$ ---**	**$ 500**	**$ 105,256**	**$ ---**
Expense				
Other Charges	$ ---	$ 450	$ 100,256	$ ---
Other Financing Uses	---	50	5,000	---
Total Expenditures and Appropriations	**$ ---**	**$ 500**	**$ 105,256**	**$ ---**
Net Cost	**$ ---**	**$ ---**	**$ ---**	**$ ---**

State Controller Schedules	County of Riverside	Schedule 15
County Budget Act	Special Districts and Other Agencies Summary Nonenterprise Financing Sources and Uses by Budget Unit by Object Fiscal Year 2026-27	

CFD23-3M Canterwood (20880) / CFD23-3M Canterwood (991240)

Detail by Revenue Category and Expenditure Object	2024-25 Actual	2025-26 Actual [X] Estimated [ ]	2026-27 Recommended	2026-27 Adopted by the Board of Supervisors
1	2	3	4	5
Revenue				
Revenue from the Use of Money & Property	$ 5,595	$ 3,772	$ 3,678	$ ---
Charges for Current Services	9,132	75,439	92,713	---
Total Revenue	**$ 14,727**	**$ 79,211**	**$ 96,391**	**$ ---**
Expense				
Services and Supplies	$ 3,867	$ 61,111	$ 60,282	$ ---
Other Charges	1,141	13,000	35,109	---
Other Financing Uses	12,501	5,100	1,000	---
Total Expenditures and Appropriations	**$ 17,509**	**$ 79,211**	**$ 96,391**	**$ ---**
Net Cost	**$ 2,782**	**$ ---**	**$ ---**	**$ ---**

State Controller Schedules	County of Riverside	Schedule 15
County Budget Act	Special Districts and Other Agencies Summary Nonenterprise Financing Sources and Uses by Budget Unit by Object Fiscal Year 2026-27	

CFD23-5M Courts & Towns (20890) / CFD23-5M Courts & Towns (991245)

Detail by Revenue Category and Expenditure Object	2024-25 Actual	2025-26 Actual [X] Estimated [ ]	2026-27 Recommended	2026-27 Adopted by the Board of Supervisors
1	2	3	4	5
Revenue				
Revenue from the Use of Money & Property	$ 546	$ 347	$ 422	$ ---
Charges for Current Services	4,237	8,868	9,327	---
Total Revenue	**$ 4,783**	**$ 9,215**	**$ 9,749**	**$ ---**
Expense				
Services and Supplies	$ 831	$ 4,941	$ 4,000	$ ---
Other Charges	2,223	8,880	5,749	---
Other Financing Uses	---	6,100	---	---
Total Expenditures and Appropriations	**$ 3,054**	**$ 19,921**	**$ 9,749**	**$ ---**
Net Cost	**$ (1,729)**	**$ 10,706**	**$ ---**	**$ ---**

State Controller Schedules	County of Riverside	Schedule 15
County Budget Act	Special Districts and Other Agencies Summary Nonenterprise Financing Sources and Uses by Budget Unit by Object Fiscal Year 2026-27	

CFD23-4M Highland (20900) / CFD23-4M Highland (991250)

Detail by Revenue Category and Expenditure Object	2024-25 Actual	2025-26 Actual [X] Estimated [ ]	2026-27 Recommended	2026-27 Adopted by the Board of Supervisors
1	2	3	4	5
Revenue				
Revenue from the Use of Money & Property	$ 207	$ 500	$ 319	$ ---
Charges for Current Services	10,336	136,327	142,907	---
Total Revenue	**$ 10,543**	**$ 136,827**	**$ 143,226**	**$ ---**
Expense				
Services and Supplies	$ 2,096	$ 3,330	$ 67,791	$ ---
Other Charges	---	28,605	72,935	---
Other Financing Uses	---	5,900	2,500	---
Total Expenditures and Appropriations	**$ 2,096**	**$ 37,835**	**$ 143,226**	**$ ---**
Net Cost	**$ (8,447)**	**$ (98,992)**	**$ ---**	**$ ---**

State Controller Schedules	County of Riverside	Schedule 15
County Budget Act	Special Districts and Other Agencies Summary Nonenterprise Financing Sources and Uses by Budget Unit by Object Fiscal Year 2026-27	

CFD23-6M Parkview (20901) / CFD23-6M Parkview (991251)

Detail by Revenue Category and Expenditure Object	2024-25 Actual	2025-26 Actual [X] Estimated [ ]	2026-27 Recommended	2026-27 Adopted by the Board of Supervisors
1	2	3	4	5
Revenue				
Revenue from the Use of Money & Property	$ 694	$ 500	$ 1,219	$ ---
Charges for Current Services	30,744	180,002	172,396	---
Total Revenue	**$ 31,439**	**$ 180,502**	**$ 173,615**	**$ ---**
Expense				
Services and Supplies	$ ---	$ 107,402	$ 100,000	$ ---
Other Charges	---	53,000	71,115	---
Other Financing Uses	---	20,100	2,500	---
Total Expenditures and Appropriations	**$ ---**	**$ 180,502**	**$ 173,615**	**$ ---**
Net Cost	**$ (31,439)**	**$ ---**	**$ ---**	**$ ---**

State Controller Schedules	County of Riverside	Schedule 15
County Budget Act	Special Districts and Other Agencies Summary Nonenterprise Financing Sources and Uses by Budget Unit by Object Fiscal Year 2026-27	

CFD23-7M JBJ Ranch (20902) / CFD23-7M JBJ Ranch (991252)

Detail by Revenue Category and Expenditure Object	2024-25 Actual	2025-26 Actual [X] Estimated [ ]	2026-27 Recommended	2026-27 Adopted by the Board of Supervisors
1	2	3	4	5
Revenue				
Revenue from the Use of Money & Property	$ 1,490	$ 500	$ 692	$ ---
Charges for Current Services	---	45,032	378,457	---
Total Revenue	**$ 1,490**	**$ 45,532**	**$ 379,149**	**$ ---**
Expense				
Services and Supplies	$ ---	$ 27,155	$ 230,000	$ ---
Other Charges	4,356	30,128	146,649	---
Other Financing Uses	---	5,900	2,500	---
Total Expenditures and Appropriations	**$ 4,356**	**$ 63,183**	**$ 379,149**	**$ ---**
Net Cost	**$ 2,866**	**$ 17,651**	**$ ---**	**$ ---**

State Controller Schedules	County of Riverside	Schedule 15
County Budget Act	Special Districts and Other Agencies Summary Nonenterprise Financing Sources and Uses by Budget Unit by Object Fiscal Year 2026-27	

CFD23-8M McCanna (20903) / CFD23-8M McCanna (991253)

Detail by Revenue Category and Expenditure Object	2024-25 Actual	2025-26 Actual [X] Estimated [ ]	2026-27 Recommended	2026-27 Adopted by the Board of Supervisors
1	2	3	4	5
Revenue				
Revenue from the Use of Money & Property	$ 1,078	$ 500	$ 816	$ ---
Charges for Current Services	---	12,000	61,957	---
Total Revenue	**$ 1,078**	**$ 12,500**	**$ 62,773**	**$ ---**
Expense				
Services and Supplies	$ ---	$ 9,900	$ 30,000	$ ---
Other Charges	---	1,381	31,773	---
Other Financing Uses	---	6,100	1,000	---
Total Expenditures and Appropriations	**$ ---**	**$ 17,381**	**$ 62,773**	**$ ---**
Net Cost	**$ (1,078)**	**$ 4,881**	**$ ---**	**$ ---**

State Controller Schedules	County of Riverside	Schedule 15
County Budget Act	Special Districts and Other Agencies Summary Nonenterprise Financing Sources and Uses by Budget Unit by Object Fiscal Year 2026-27	

CFD23-9M Triada (20904) / CFD23-9M Triada (991254)

Detail by Revenue Category and Expenditure Object	2024-25 Actual	2025-26 Actual [X] Estimated [ ]	2026-27 Recommended	2026-27 Adopted by the Board of Supervisors
1	2	3	4	5
Revenue				
Revenue from the Use of Money & Property	$ 1,390	$ 500	$ 1,052	$ ---
Charges for Current Services	---	180,000	184,325	---
Total Revenue	**$ 1,390**	**$ 180,500**	**$ 185,377**	**$ ---**
Expense				
Services and Supplies	$ ---	$ 100,230	$ 100,230	$ ---
Other Charges	---	49,750	70,147	---
Other Financing Uses	---	30,520	15,000	---
Total Expenditures and Appropriations	**$ ---**	**$ 180,500**	**$ 185,377**	**$ ---**
Net Cost	**$ (1,390)**	**$ ---**	**$ ---**	**$ ---**

State Controller Schedules	County of Riverside	Schedule 15
County Budget Act	Special Districts and Other Agencies Summary Nonenterprise Financing Sources and Uses by Budget Unit by Object Fiscal Year 2026-27	

CFD23-10M The Woods IA A (20905) / CFD23-10M The Woods IA A (991255)

Detail by Revenue Category and Expenditure Object	2024-25 Actual	2025-26 Actual [X] Estimated [ ]	2026-27 Recommended	2026-27 Adopted by the Board of Supervisors
1	2	3	4	5
Revenue				
Revenue from the Use of Money & Property	$ 203	$ 500	$ 150	$ ---
Charges for Current Services	---	54,300	55,216	---
Total Revenue	**$ 203**	**$ 54,800**	**$ 55,366**	**$ ---**
Expense				
Services and Supplies	$ ---	$ 27,530	$ 28,000	$ ---
Other Charges	150	20,250	22,366	---
Other Financing Uses	---	7,020	5,000	---
Total Expenditures and Appropriations	**$ 150**	**$ 54,800**	**$ 55,366**	**$ ---**
Net Cost	**$ (52)**	**$ ---**	**$ ---**	**$ ---**

State Controller Schedules	County of Riverside	Schedule 15
County Budget Act	Special Districts and Other Agencies Summary Nonenterprise Financing Sources and Uses by Budget Unit by Object Fiscal Year 2026-27	

CFD23-10M The Woods IA B (20906) / CFD23-10M The Woods IA B (991256)

Detail by Revenue Category and Expenditure Object	2024-25 Actual	2025-26 Actual [X] Estimated [ ]	2026-27 Recommended	2026-27 Adopted by the Board of Supervisors
1	2	3	4	5
Revenue				
Taxes	$ ---	$ ---	$ 7,791	$ ---
Revenue from the Use of Money & Property	232	500	158	---
Charges for Current Services	---	50,000	55,216	---
Total Revenue	**$ 232**	**$ 50,500**	**$ 63,165**	**$ ---**
Expense				
Services and Supplies	$ 322	$ 22,230	$ 40,000	$ ---
Other Charges	150	16,250	21,165	---
Other Financing Uses	---	12,020	2,000	---
Total Expenditures and Appropriations	**$ 472**	**$ 50,500**	**$ 63,165**	**$ ---**
Net Cost	**$ 240**	**$ ---**	**$ ---**	**$ ---**

State Controller Schedules	County of Riverside	Schedule 15
County Budget Act	Special Districts and Other Agencies Summary Nonenterprise Financing Sources and Uses by Budget Unit by Object Fiscal Year 2026-27	

CFD23-10M The Woods IA C (20907) / CFD23-10M The Woods IA C (991257)

Detail by Revenue Category and Expenditure Object	2024-25 Actual	2025-26 Actual [X] Estimated [ ]	2026-27 Recommended	2026-27 Adopted by the Board of Supervisors
1	2	3	4	5
Revenue				
Revenue from the Use of Money & Property	$ 395	$ 500	$ 278	$ ---
Charges for Current Services	---	50,000	55,216	---
Total Revenue	**$ 395**	**$ 50,500**	**$ 55,494**	**$ ---**
Expense				
Services and Supplies	$ 451	$ 27,730	$ 30,000	$ ---
Other Charges	150	15,250	23,494	---
Other Financing Uses	---	7,520	2,000	---
Total Expenditures and Appropriations	**$ 601**	**$ 50,500**	**$ 55,494**	**$ ---**
Net Cost	**$ 206**	**$ ---**	**$ ---**	**$ ---**

State Controller Schedules	County of Riverside	Schedule 15
County Budget Act	Special Districts and Other Agencies Summary Nonenterprise Financing Sources and Uses by Budget Unit by Object Fiscal Year 2026-27	

CFD23-10M The Woods IA D (20908) / CFD23-10M The Woods IA D (991258)

Detail by Revenue Category and Expenditure Object	2024-25 Actual	2025-26 Actual [X] Estimated [ ]	2026-27 Recommended	2026-27 Adopted by the Board of Supervisors
1	2	3	4	5
Revenue				
Revenue from the Use of Money & Property	$ 130	$ 725	$ 87	$ ---
Charges for Current Services	---	49,775	55,216	---
Total Revenue	**$ 130**	**$ 50,500**	**$ 55,303**	**$ ---**
Expense				
Services and Supplies	$ 193	$ 26,230	$ 30,000	$ ---
Other Charges	150	15,250	23,303	---
Other Financing Uses	---	9,020	2,000	---
Total Expenditures and Appropriations	**$ 344**	**$ 50,500**	**$ 55,303**	**$ ---**
Net Cost	**$ 214**	**$ ---**	**$ ---**	**$ ---**

State Controller Schedules	County of Riverside	Schedule 15
County Budget Act	Special Districts and Other Agencies Summary Nonenterprise Financing Sources and Uses by Budget Unit by Object Fiscal Year 2026-27	

CFD24-1 M Sunstone (20909) / CFD24-1M Sunstone (991259)

Detail by Revenue Category and Expenditure Object	2024-25 Actual	2025-26 Actual [X] Estimated [ ]	2026-27 Recommended	2026-27 Adopted by the Board of Supervisors
1	2	3	4	5
Revenue				
Revenue from the Use of Money & Property	$ 46	$ 500	$ 128	$ ---
Charges for Current Services	3,345	61,541	67,650	---
Total Revenue	**$ 3,391**	**$ 62,041**	**$ 67,778**	**$ ---**
Expense				
Services and Supplies	$ ---	$ 14,900	$ 25,000	$ ---
Other Charges	---	21,693	37,778	---
Other Financing Uses	---	3,600	5,000	---
Total Expenditures and Appropriations	**$ ---**	**$ 40,193**	**$ 67,778**	**$ ---**
Net Cost	**$ (3,391)**	**$ (21,848)**	**$ ---**	**$ ---**

State Controller Schedules	County of Riverside	Schedule 15
County Budget Act	Special Districts and Other Agencies Summary Nonenterprise Financing Sources and Uses by Budget Unit by Object Fiscal Year 2026-27	

CFD25-1M Rancho El Mineral (20910) / CFD25-1M Rancho El Mineral (991260)

Detail by Revenue Category and Expenditure Object	2024-25 Actual	2025-26 Actual [X] Estimated [ ]	2026-27 Recommended	2026-27 Adopted by the Board of Supervisors
1	2	3	4	5
Revenue				
Revenue from the Use of Money & Property	$ 109	$ 500	$ 907	$ ---
Charges for Current Services	23,416	15,100	18,009	---
Total Revenue	**$ 23,525**	**$ 15,600**	**$ 18,916**	**$ ---**
Expense				
Services and Supplies	$ ---	$ 4,900	$ 10,000	$ ---
Other Charges	---	600	8,416	---
Other Financing Uses	---	10,100	500	---
Total Expenditures and Appropriations	**$ ---**	**$ 15,600**	**$ 18,916**	**$ ---**
Net Cost	**$ (23,525)**	**$ ---**	**$ ---**	**$ ---**

State Controller Schedules	County of Riverside	Schedule 15
County Budget Act	Special Districts and Other Agencies Summary Nonenterprise Financing Sources and Uses by Budget Unit by Object Fiscal Year 2026-27	

CFD25-2M Summerwell (20911) / CFD25-2M Summerwell (991261)

Detail by Revenue Category and Expenditure Object	2024-25 Actual	2025-26 Actual [X] Estimated [ ]	2026-27 Recommended	2026-27 Adopted by the Board of Supervisors
1	2	3	4	5
Revenue				
Revenue from the Use of Money & Property	$ ---	$ 500	$ ---	$ ---
Charges for Current Services	---	29,600	31,012	---
Total Revenue	**$ ---**	**$ 30,100**	**$ 31,012**	**$ ---**
Expense				
Services and Supplies	$ ---	$ 14,900	$ 22,500	$ ---
Other Charges	---	9,100	7,512	---
Other Financing Uses	---	6,100	1,000	---
Total Expenditures and Appropriations	**$ ---**	**$ 30,100**	**$ 31,012**	**$ ---**
Net Cost	**$ ---**	**$ ---**	**$ ---**	**$ ---**

State Controller Schedules	County of Riverside	Schedule 15
County Budget Act	Special Districts and Other Agencies Summary Nonenterprise Financing Sources and Uses by Budget Unit by Object Fiscal Year 2026-27	

CFD25-3M Stone Creek (20912) / CFD25-3M Stone Creek (991262)

Detail by Revenue Category and Expenditure Object	2024-25 Actual	2025-26 Actual [X] Estimated [ ]	2026-27 Recommended	2026-27 Adopted by the Board of Supervisors
1	2	3	4	5
Revenue				
Revenue from the Use of Money & Property	$ ---	$ ---	$ 22	$ ---
Charges for Current Services	---	148,500	94,528	---
Total Revenue	**$ ---**	**$ 148,500**	**$ 94,550**	**$ ---**
Expense				
Services and Supplies	$ ---	$ 60,000	$ 60,000	$ ---
Other Charges	---	54,000	31,050	---
Other Financing Uses	---	34,500	3,500	---
Total Expenditures and Appropriations	**$ ---**	**$ 148,500**	**$ 94,550**	**$ ---**
Net Cost	**$ ---**	**$ ---**	**$ ---**	**$ ---**

State Controller Schedules	County of Riverside	Schedule 15
County Budget Act	Special Districts and Other Agencies Summary Nonenterprise Financing Sources and Uses by Budget Unit by Object Fiscal Year 2026-27	

CFD25-4M Temescal Hills (20913) / CFD25-4M Temescal Hills (991263)

Detail by Revenue Category and Expenditure Object	2024-25 Actual	2025-26 Actual [X] Estimated [ ]	2026-27 Recommended	2026-27 Adopted by the Board of Supervisors
1	2	3	4	5
Revenue				
Charges for Current Services	$ ---	$ 79,000	$ 68,796	$ ---
Total Revenue	**$ ---**	**$ 79,000**	**$ 68,796**	**$ ---**
Expense				
Services and Supplies	$ ---	$ 40,000	$ 40,000	$ ---
Other Charges	---	21,000	21,000	---
Other Financing Uses	---	18,000	7,796	---
Total Expenditures and Appropriations	**$ ---**	**$ 79,000**	**$ 68,796**	**$ ---**
Net Cost	**$ ---**	**$ ---**	**$ ---**	**$ ---**

State Controller Schedules	County of Riverside	Schedule 15
County Budget Act	Special Districts and Other Agencies Summary Nonenterprise Financing Sources and Uses by Budget Unit by Object Fiscal Year 2026-27	

CFD25-6M French Valley (20914) / CFD25-6M French Valley (991264)

Detail by Revenue Category and Expenditure Object	2024-25 Actual	2025-26 Actual [X] Estimated [ ]	2026-27 Recommended	2026-27 Adopted by the Board of Supervisors
1	2	3	4	5
Revenue				
Revenue from the Use of Money & Property	$ ---	$ 4,689	$ 7	$ ---
Charges for Current Services	---	30,811	19,296	---
Total Revenue	**$ ---**	**$ 35,500**	**$ 19,303**	**$ ---**
Expense				
Services and Supplies	$ ---	$ 11,000	$ 4,803	$ ---
Other Charges	---	14,500	12,000	---
Other Financing Uses	---	5,000	2,500	---
Total Expenditures and Appropriations	**$ ---**	**$ 30,500**	**$ 19,303**	**$ ---**
Net Cost	**$ ---**	**$ (5,000)**	**$ ---**	**$ ---**

State Controller Schedules	County of Riverside	Schedule 15
County Budget Act	Special Districts and Other Agencies Summary Nonenterprise Financing Sources and Uses by Budget Unit by Object Fiscal Year 2026-27	

CFD25-8M Amber Valley (20915) / CFD25-8M Amber Valley (991265)

Detail by Revenue Category and Expenditure Object	2024-25 Actual	2025-26 Actual [X] Estimated [ ]	2026-27 Recommended	2026-27 Adopted by the Board of Supervisors
1	2	3	4	5
Revenue				
Charges for Current Services	$ ---	$ 34,000	$ 14,664	$ ---
Total Revenue	**$ ---**	**$ 34,000**	**$ 14,664**	**$ ---**
Expense				
Services and Supplies	$ ---	$ 14,000	$ 4,000	$ ---
Other Charges	---	20,000	7,664	---
Other Financing Uses	---	---	3,000	---
Total Expenditures and Appropriations	**$ ---**	**$ 34,000**	**$ 14,664**	**$ ---**
Net Cost	**$ ---**	**$ ---**	**$ ---**	**$ ---**

State Controller Schedules	County of Riverside	Schedule 15
County Budget Act	Special Districts and Other Agencies Summary Nonenterprise Financing Sources and Uses by Budget Unit by Object Fiscal Year 2026-27	

CFD25-7M Bella Sol (20916) / CFD25-7M Bella Sol (991266)

Detail by Revenue Category and Expenditure Object	2024-25 Actual	2025-26 Actual [X] Estimated [ ]	2026-27 Recommended	2026-27 Adopted by the Board of Supervisors
1	2	3	4	5
Revenue				
Charges for Current Services	$ ---	$ 87,000	$ 75,120	$ ---
Total Revenue	**$ ---**	**$ 87,000**	**$ 75,120**	**$ ---**
Expense				
Services and Supplies	$ ---	$ 40,000	$ 25,120	$ ---
Other Charges	---	37,000	40,000	---
Other Financing Uses	---	10,000	10,000	---
Total Expenditures and Appropriations	**$ ---**	**$ 87,000**	**$ 75,120**	**$ ---**
Net Cost	**$ ---**	**$ ---**	**$ ---**	**$ ---**

State Controller Schedules	County of Riverside	Schedule 15
County Budget Act	Special Districts and Other Agencies Summary Nonenterprise Financing Sources and Uses by Budget Unit by Object Fiscal Year 2026-27	

CFD25-9M Creekstone (20917) / CFD25-9M Creekstone (991267)

Detail by Revenue Category and Expenditure Object	2024-25 Actual	2025-26 Actual [X] Estimated [ ]	2026-27 Recommended	2026-27 Adopted by the Board of Supervisors
1	2	3	4	5
Revenue				
Charges for Current Services	$ ---	$ 47,000	$ 17,876	$ ---
Total Revenue	**$ ---**	**$ 47,000**	**$ 17,876**	**$ ---**
Expense				
Services and Supplies	$ ---	$ 30,000	$ 4,000	$ ---
Other Charges	---	17,000	11,376	---
Other Financing Uses	---	---	2,500	---
Total Expenditures and Appropriations	**$ ---**	**$ 47,000**	**$ 17,876**	**$ ---**
Net Cost	**$ ---**	**$ ---**	**$ ---**	**$ ---**

State Controller Schedules	County of Riverside	Schedule 15
County Budget Act	Special Districts and Other Agencies Summary Nonenterprise Financing Sources and Uses by Budget Unit by Object Fiscal Year 2026-27	

CFD 25-5M Leon Ridge (20918) / CFD25-5M Leon Ridge (991268)

Detail by Revenue Category and Expenditure Object	2024-25 Actual	2025-26 Actual [X] Estimated [ ]	2026-27 Recommended	2026-27 Adopted by the Board of Supervisors
1	2	3	4	5
Revenue				
Charges for Current Services	$ ---	$ ---	$ 73,892	$ ---
Total Revenue	**$ ---**	**$ ---**	**$ 73,892**	**$ ---**
Expense				
Services and Supplies	$ ---	$ ---	$ 10,000	$ ---
Other Charges	---	---	43,892	---
Other Financing Uses	---	---	20,000	---
Total Expenditures and Appropriations	**$ ---**	**$ ---**	**$ 73,892**	**$ ---**
Net Cost	**$ ---**	**$ ---**	**$ ---**	**$ ---**

State Controller Schedules	County of Riverside	Schedule 15
County Budget Act	Special Districts and Other Agencies Summary Nonenterprise Financing Sources and Uses by Budget Unit by Object Fiscal Year 2026-27	

IHSS Public Authority (22800) / DPSS-IHSS Public Authority - Admin (985101)

Detail by Revenue Category and Expenditure Object	2024-25 Actual	2025-26 Actual [X] Estimated [ ]	2026-27 Recommended	2026-27 Adopted by the Board of Supervisors
1	2	3	4	5
Revenue				
Revenue from the Use of Money & Property	$ (66,881)	$ ---	$ ---	$ ---
Intergovernmental - State	3,664,484	3,158,240	3,174,864	---
Intergovernmental - Federal	3,470,454	3,882,370	4,046,997	---
Charges for Current Services	821,368	1,835,310	3,242,704	---
Miscellaneous Revenue	6,000	13,000	---	---
Other Financing Sources	52,980	534,045	534,045	---
Total Revenue	**$ 7,948,404**	**$ 9,422,965**	**$ 10,998,610**	**$ ---**
Expense				
Salaries and Employee Benefits	$ 6,580,217	$ 8,137,676	$ 9,755,694	$ ---
Services and Supplies	1,189,225	1,374,976	1,453,366	---
Other Charges	611,540	289,092	359,946	---
Capital Assets	---	15,000	15,000	---
Total Expenditures and Appropriations	**$ 8,380,982**	**$ 9,816,744**	**$ 11,584,006**	**$ ---**
Net Cost	**$ 432,578**	**$ 393,779**	**$ 585,396**	**$ ---**

State Controller Schedules	County of Riverside	Schedule 15
County Budget Act	Special Districts and Other Agencies Summary Nonenterprise Financing Sources and Uses by Budget Unit by Object Fiscal Year 2026-27	

Perris Cemetery District (22900) / ED - RivCo/Perris Valley Cemetery District (980503)

Detail by Revenue Category and Expenditure Object	2024-25 Actual	2025-26 Actual [X] Estimated [ ]	2026-27 Recommended	2026-27 Adopted by the Board of Supervisors
1	2	3	4	5
Revenue				
Taxes	$ 521,479	$ 399,091	$ 413,467	$ ---
Revenue from the Use of Money & Property	131,692	95,207	95,207	---
Intergovernmental - State	2,834	2,629	2,697	---
Charges for Current Services	512,045	390,423	446,210	---
Miscellaneous Revenue	119,741	148,265	380,816	---
Total Revenue	**$ 1,287,792**	**$ 1,035,615**	**$ 1,338,397**	**$ ---**
Expense				
Services and Supplies	$ 453,608	$ 306,456	$ 287,369	$ ---
Other Charges	864,306	794,032	858,700	---
Capital Assets	84,305	93,040	309,000	---
Total Expenditures and Appropriations	**$ 1,402,219**	**$ 1,193,528**	**$ 1,455,069**	**$ ---**
Net Cost	**$ 114,427**	**$ 157,913**	**$ 116,672**	**$ ---**

State Controller Schedules	County of Riverside	Schedule 15
County Budget Act	Special Districts and Other Agencies Summary Nonenterprise Financing Sources and Uses by Budget Unit by Object Fiscal Year 2026-27	

CSA Administration (23010) / CSA Administration Operating (915202)

Detail by Revenue Category and Expenditure Object	2024-25 Actual	2025-26 Actual [X] Estimated [ ]	2026-27 Recommended	2026-27 Adopted by the Board of Supervisors
1	2	3	4	5
Revenue				
Revenue from the Use of Money & Property	$ 257,149	$ 199,208	$ 202,247	$ ---
Intergovernmental - Federal	647	---	---	---
Charges for Current Services	3,742,181	3,780,108	3,735,274	---
Other Financing Sources	50,135	---	---	---
Total Revenue	**$ 4,050,111**	**$ 3,979,316**	**$ 3,937,521**	**$ ---**
Expense				
Salaries and Employee Benefits	$ 715,752	$ 783,992	$ 918,135	$ ---
Services and Supplies	423,742	412,365	480,277	---
Other Charges	2,691,629	2,896,816	2,526,859	---
Other Financing Uses	13,050	14,500	12,250	---
Total Expenditures and Appropriations	**$ 3,844,174**	**$ 4,107,673**	**$ 3,937,521**	**$ ---**
Net Cost	**$ (205,937)**	**$ 128,357**	**$ ---**	**$ ---**

State Controller Schedules	County of Riverside	Schedule 15
County Budget Act	Special Districts and Other Agencies Summary Nonenterprise Financing Sources and Uses by Budget Unit by Object Fiscal Year 2026-27	

Co Service Area #001 (23025) / CSA 001 Coronita Lighting (900101)

Detail by Revenue Category and Expenditure Object	2024-25 Actual	2025-26 Actual [X] Estimated [ ]	2026-27 Recommended	2026-27 Adopted by the Board of Supervisors
1	2	3	4	5
Revenue				
Taxes	$ 9,058	$ 7,416	$ 9,288	$ ---
Revenue from the Use of Money & Property	6,415	1,249	4,823	---
Intergovernmental - State	58	47	58	---
Charges for Current Services	881	1,019	1,019	---
Total Revenue	**$ 16,412**	**$ 9,731**	**$ 15,188**	**$ ---**
Expense				
Services and Supplies	$ 2,050	$ 6,205	$ 8,186	$ ---
Other Charges	893	2,550	7,002	---
Total Expenditures and Appropriations	**$ 2,943**	**$ 8,755**	**$ 15,188**	**$ ---**
Net Cost	**$ (13,469)**	**$ (976)**	**$ ---**	**$ ---**

State Controller Schedules	County of Riverside	Schedule 15
County Budget Act	Special Districts and Other Agencies Summary Nonenterprise Financing Sources and Uses by Budget Unit by Object Fiscal Year 2026-27	

Co Service Area #013 (23100) / CSA 13 N Palm Springs Lighting (901301)

Detail by Revenue Category and Expenditure Object	2024-25 Actual	2025-26 Actual [X] Estimated [ ]	2026-27 Recommended	2026-27 Adopted by the Board of Supervisors
1	2	3	4	5
Revenue				
Taxes	$ 5,008	$ 6,057	$ 5,135	$ ---
Revenue from the Use of Money & Property	5,197	1,198	3,862	---
Intergovernmental - State	29	41	29	---
Charges for Current Services	1,243	1,544	1,544	---
Miscellaneous Revenue	60	121	---	---
Total Revenue	**$ 11,537**	**$ 8,961**	**$ 10,570**	**$ ---**
Expense				
Services and Supplies	$ 1,815	$ 6,113	$ 7,381	$ ---
Other Charges	617	2,067	3,189	---
Total Expenditures and Appropriations	**$ 2,433**	**$ 8,180**	**$ 10,570**	**$ ---**
Net Cost	**$ (9,105)**	**$ (781)**	**$ ---**	**$ ---**

State Controller Schedules	County of Riverside	Schedule 15
County Budget Act	Special Districts and Other Agencies Summary Nonenterprise Financing Sources and Uses by Budget Unit by Object Fiscal Year 2026-27	

Co Service Area #015 (23125) / CSA 015 N Palm Springs Oasis (901501)

Detail by Revenue Category and Expenditure Object	2024-25 Actual	2025-26 Actual [X] Estimated [ ]	2026-27 Recommended	2026-27 Adopted by the Board of Supervisors
1	2	3	4	5
Revenue				
Taxes	$ 32,426	$ 25,520	$ 33,237	$ ---
Revenue from the Use of Money & Property	17,398	3,421	13,214	---
Intergovernmental - State	206	176	207	---
Total Revenue	**$ 50,030**	**$ 29,117**	**$ 46,658**	**$ ---**
Expense				
Services and Supplies	$ 5,575	$ 20,876	$ 27,205	$ ---
Other Charges	3,008	5,488	19,453	---
Total Expenditures and Appropriations	**$ 8,583**	**$ 26,364**	**$ 46,658**	**$ ---**
Net Cost	**$ (41,447)**	**$ (2,753)**	**$ ---**	**$ ---**

State Controller Schedules	County of Riverside	Schedule 15
County Budget Act	Special Districts and Other Agencies Summary Nonenterprise Financing Sources and Uses by Budget Unit by Object Fiscal Year 2026-27	

Co Service Area #021 (23200) / CSA 021 Coronita-Yorba Heights (902101)

Detail by Revenue Category and Expenditure Object	2024-25 Actual	2025-26 Actual [X] Estimated [ ]	2026-27 Recommended	2026-27 Adopted by the Board of Supervisors
1	2	3	4	5
Revenue				
Taxes	$ 24,362	$ 25,043	$ 24,973	$ ---
Revenue from the Use of Money & Property	12,608	2,453	9,475	---
Intergovernmental - State	156	176	156	---
Total Revenue	**$ 37,126**	**$ 27,672**	**$ 34,604**	**$ ---**
Expense				
Services and Supplies	$ 7,953	$ 21,526	$ 26,316	$ ---
Other Charges	2,046	4,456	8,288	---
Total Expenditures and Appropriations	**$ 10,000**	**$ 25,982**	**$ 34,604**	**$ ---**
Net Cost	**$ (27,127)**	**$ (1,690)**	**$ ---**	**$ ---**

State Controller Schedules	County of Riverside	Schedule 15
County Budget Act	Special Districts and Other Agencies Summary Nonenterprise Financing Sources and Uses by Budget Unit by Object Fiscal Year 2026-27	

Co Service Area #022 (23225) / CSA 022 Elsinore Area Lthg (902201)

Detail by Revenue Category and Expenditure Object	2024-25 Actual	2025-26 Actual [X] Estimated [ ]	2026-27 Recommended	2026-27 Adopted by the Board of Supervisors
1	2	3	4	5
Revenue				
Taxes	$ 4,960	$ 3,297	$ 5,011	$ ---
Revenue from the Use of Money & Property	4,830	948	3,660	---
Intergovernmental - State	11	16	12	---
Charges for Current Services	15,597	16,830	17,167	---
Miscellaneous Revenue	1,771	1,053	1,053	---
Total Revenue	**$ 27,169**	**$ 22,144**	**$ 26,903**	**$ ---**
Expense				
Services and Supplies	$ 14,609	$ 16,339	$ 19,151	$ ---
Other Charges	1,559	2,898	7,752	---
Total Expenditures and Appropriations	**$ 16,168**	**$ 19,237**	**$ 26,903**	**$ ---**
Net Cost	**$ (11,002)**	**$ (2,907)**	**$ ---**	**$ ---**

State Controller Schedules	County of Riverside	Schedule 15
County Budget Act	Special Districts and Other Agencies Summary Nonenterprise Financing Sources and Uses by Budget Unit by Object Fiscal Year 2026-27	

Co Service Area #027 (23300) / CSA 027 Cherry Valley Lighting (902701)

Detail by Revenue Category and Expenditure Object	2024-25 Actual	2025-26 Actual [X] Estimated [ ]	2026-27 Recommended	2026-27 Adopted by the Board of Supervisors
1	2	3	4	5
Revenue				
Taxes	$ 72,086	$ 47,283	$ 73,884	$ ---
Revenue from the Use of Money & Property	19,042	3,893	15,036	---
Intergovernmental - State	463	333	463	---
Charges for Current Services	8,874	9,231	9,415	---
Total Revenue	**$ 100,465**	**$ 60,740**	**$ 98,798**	**$ ---**
Expense				
Services and Supplies	$ 25,866	$ 28,858	$ 65,234	$ ---
Other Charges	5,755	7,073	33,564	---
Total Expenditures and Appropriations	**$ 31,621**	**$ 35,931**	**$ 98,798**	**$ ---**
Net Cost	**$ (68,844)**	**$ (24,809)**	**$ ---**	**$ ---**

State Controller Schedules	County of Riverside	Schedule 15
County Budget Act	Special Districts and Other Agencies Summary Nonenterprise Financing Sources and Uses by Budget Unit by Object Fiscal Year 2026-27	

CSA #36 Idyllwild Ltg-P&R (23375) / CSA 036 Idyllwild Lighting (903601)

Detail by Revenue Category and Expenditure Object	2024-25 Actual	2025-26 Actual [X] Estimated [ ]	2026-27 Recommended	2026-27 Adopted by the Board of Supervisors
1	2	3	4	5
Revenue				
Taxes	$ 140,341	$ 128,598	$ 143,840	$ ---
Revenue from the Use of Money & Property	15,739	7,356	10,707	---
Intergovernmental - State	855	877	855	---
Charges for Current Services	119,220	124,600	124,600	---
Total Revenue	**$ 276,155**	**$ 261,431**	**$ 280,002**	**$ ---**
Expense				
Services and Supplies	$ 233,743	$ 228,257	$ 237,293	$ ---
Other Charges	29,805	28,030	42,709	---
Other Financing Uses	---	500	---	---
Total Expenditures and Appropriations	**$ 263,548**	**$ 256,787**	**$ 280,002**	**$ ---**
Net Cost	**$ (12,606)**	**$ (4,644)**	**$ ---**	**$ ---**

State Controller Schedules	County of Riverside	Schedule 15
County Budget Act	Special Districts and Other Agencies Summary Nonenterprise Financing Sources and Uses by Budget Unit by Object Fiscal Year 2026-27	

Co Service Area #038 (23400) / CSA 038 Pine Cove Fire Prot (903801)

Detail by Revenue Category and Expenditure Object	2024-25 Actual	2025-26 Actual [X] Estimated [ ]	2026-27 Recommended	2026-27 Adopted by the Board of Supervisors
1	2	3	4	5
Revenue				
Taxes	$ 73,197	$ 85,816	$ 75,024	$ ---
Revenue from the Use of Money & Property	30,095	9,813	23,435	---
Intergovernmental - State	454	600	447	---
Charges for Current Services	1,581	---	---	---
Total Revenue	**$ 105,327**	**$ 96,229**	**$ 98,906**	**$ ---**
Expense				
Services and Supplies	$ ---	$ 84,158	$ 84,615	$ ---
Other Charges	13,681	9,623	14,291	---
Total Expenditures and Appropriations	**$ 13,681**	**$ 93,781**	**$ 98,906**	**$ ---**
Net Cost	**$ (91,646)**	**$ (2,448)**	**$ ---**	**$ ---**

State Controller Schedules	County of Riverside	Schedule 15
County Budget Act	Special Districts and Other Agencies Summary Nonenterprise Financing Sources and Uses by Budget Unit by Object Fiscal Year 2026-27	

Co Service Area #043 (23475) / CSA 043 Homeland Lighting (904301)

Detail by Revenue Category and Expenditure Object	2024-25 Actual	2025-26 Actual [X] Estimated [ ]	2026-27 Recommended	2026-27 Adopted by the Board of Supervisors
1	2	3	4	5
Revenue				
Taxes	$ 45,640	$ 45,738	$ 46,782	$ ---
Revenue from the Use of Money & Property	21,731	4,369	16,875	---
Intergovernmental - State	290	297	286	---
Charges for Current Services	15,714	13,828	14,104	---
Total Revenue	**$ 83,375**	**$ 64,232**	**$ 78,047**	**$ ---**
Expense				
Services and Supplies	$ 13,541	$ 56,110	$ 65,343	$ ---
Other Charges	4,819	5,179	12,704	---
Total Expenditures and Appropriations	**$ 18,360**	**$ 61,289**	**$ 78,047**	**$ ---**
Net Cost	**$ (65,015)**	**$ (2,943)**	**$ ---**	**$ ---**

State Controller Schedules	County of Riverside	Schedule 15
County Budget Act	Special Districts and Other Agencies Summary Nonenterprise Financing Sources and Uses by Budget Unit by Object Fiscal Year 2026-27	

Co Service Area #047 (23500) / CSA 047 W Palm Springs Villa (904701)

Detail by Revenue Category and Expenditure Object	2024-25 Actual	2025-26 Actual [X] Estimated [ ]	2026-27 Recommended	2026-27 Adopted by the Board of Supervisors
1	2	3	4	5
Revenue				
Taxes	$ 17,935	$ 17,352	$ 18,386	$ ---
Revenue from the Use of Money & Property	11,715	2,288	8,838	---
Intergovernmental - State	111	119	110	---
Total Revenue	**$ 29,761**	**$ 19,759**	**$ 27,334**	**$ ---**
Expense				
Services and Supplies	$ 2,428	$ 15,213	$ 19,147	$ ---
Other Charges	1,618	3,139	8,187	---
Total Expenditures and Appropriations	**$ 4,046**	**$ 18,352**	**$ 27,334**	**$ ---**
Net Cost	**$ (25,715)**	**$ (1,407)**	**$ ---**	**$ ---**

State Controller Schedules	County of Riverside	Schedule 15
County Budget Act	Special Districts and Other Agencies Summary Nonenterprise Financing Sources and Uses by Budget Unit by Object Fiscal Year 2026-27	

Co Service Area #051 (23525) / CSA 051 Desert Centre-Multi (905102)

Detail by Revenue Category and Expenditure Object	2024-25 Actual	2025-26 Actual [X] Estimated [ ]	2026-27 Recommended	2026-27 Adopted by the Board of Supervisors
1	2	3	4	5
Revenue				
Taxes	$ 52,146	$ 53,489	$ 53,266	$ ---
Revenue from the Use of Money & Property	9,616	21,853	6,296	---
Intergovernmental - State	222	401	219	---
Charges for Current Services	445,634	519,986	418,937	---
Miscellaneous Revenue	26,912	25,248	26,062	---
Other Financing Sources	72,234	150,000	---	---
Total Revenue	**$ 606,764**	**$ 770,977**	**$ 504,780**	**$ ---**
Expense				
Services and Supplies	$ 678,348	$ 615,074	$ 466,710	$ ---
Other Charges	48,437	45,472	50,011	---
Capital Assets	---	160,287	---	---
Total Expenditures and Appropriations	**$ 726,785**	**$ 820,833**	**$ 516,721**	**$ ---**
Net Cost	**$ 120,021**	**$ 49,856**	**$ 11,941**	**$ ---**

State Controller Schedules	County of Riverside	Schedule 15
County Budget Act	Special Districts and Other Agencies Summary Nonenterprise Financing Sources and Uses by Budget Unit by Object Fiscal Year 2026-27	

Co Service Area #059 (23600) / CSA 059 Hemet Area Lighting (905901)

Detail by Revenue Category and Expenditure Object	2024-25 Actual	2025-26 Actual [X] Estimated [ ]	2026-27 Recommended	2026-27 Adopted by the Board of Supervisors
1	2	3	4	5
Revenue				
Taxes	$ 7,555	$ 7,085	$ 7,747	$ ---
Revenue from the Use of Money & Property	5,227	1,013	3,911	---
Intergovernmental - State	47	25	48	---
Charges for Current Services	1,298	1,471	1,471	---
Total Revenue	**$ 14,127**	**$ 9,594**	**$ 13,177**	**$ ---**
Expense				
Services and Supplies	$ 3,167	$ 6,087	$ 10,123	$ ---
Other Charges	772	2,057	3,054	---
Total Expenditures and Appropriations	**$ 3,939**	**$ 8,144**	**$ 13,177**	**$ ---**
Net Cost	**$ (10,188)**	**$ (1,450)**	**$ ---**	**$ ---**

State Controller Schedules	County of Riverside	Schedule 15
County Budget Act	Special Districts and Other Agencies Summary Nonenterprise Financing Sources and Uses by Budget Unit by Object Fiscal Year 2026-27	

Co Service Area #060 (23625) / CSA 060 Pinyon Fire Protection (906001)

Detail by Revenue Category and Expenditure Object	2024-25 Actual	2025-26 Actual [X] Estimated [ ]	2026-27 Recommended	2026-27 Adopted by the Board of Supervisors
1	2	3	4	5
Revenue				
Charges for Current Services	$ 3,118	$ ---	$ ---	$ ---
Total Revenue	**$ 3,118**	**$ ---**	**$ ---**	**$ ---**
Expense				
Services and Supplies	$ ---	$ 155,000	$ 310,000	$ ---
Other Charges	---	6,452	12,904	---
Total Expenditures and Appropriations	**$ ---**	**$ 161,452**	**$ 322,904**	**$ ---**
Net Cost	**$ (3,118)**	**$ 161,452**	**$ 322,904**	**$ ---**

State Controller Schedules	County of Riverside	Schedule 15
County Budget Act	Special Districts and Other Agencies Summary Nonenterprise Financing Sources and Uses by Budget Unit by Object Fiscal Year 2026-27	

Co Service Area #069 (23675) / CSA 069 Hemet Area E Lighting (906901)

Detail by Revenue Category and Expenditure Object	2024-25 Actual	2025-26 Actual [X] Estimated [ ]	2026-27 Recommended	2026-27 Adopted by the Board of Supervisors
1	2	3	4	5
Revenue				
Taxes	$ 158,390	$ 150,649	$ 162,309	$ ---
Revenue from the Use of Money & Property	11,023	2,592	9,275	---
Intergovernmental - State	986	1,025	974	---
Charges for Current Services	30,828	35,585	36,297	---
Miscellaneous Revenue	1,744	1,267	1,744	---
Total Revenue	**$ 202,971**	**$ 191,118**	**$ 210,599**	**$ ---**
Expense				
Services and Supplies	$ 118,576	$ 164,607	$ 179,751	$ ---
Other Charges	12,011	15,467	30,848	---
Total Expenditures and Appropriations	**$ 130,587**	**$ 180,074**	**$ 210,599**	**$ ---**
Net Cost	**$ (72,384)**	**$ (11,044)**	**$ ---**	**$ ---**

State Controller Schedules	County of Riverside	Schedule 15
County Budget Act	Special Districts and Other Agencies Summary Nonenterprise Financing Sources and Uses by Budget Unit by Object Fiscal Year 2026-27	

Co Service Area #070 (23700) / CSA 070 Perris Area Lighting (907001)

Detail by Revenue Category and Expenditure Object	2024-25 Actual	2025-26 Actual [X] Estimated [ ]	2026-27 Recommended	2026-27 Adopted by the Board of Supervisors
1	2	3	4	5
Revenue				
Taxes	$ 67,660	$ 63,769	$ 68,707	$ ---
Revenue from the Use of Money & Property	43,837	8,569	33,097	---
Intergovernmental - State	260	472	256	---
Miscellaneous Revenue	9,772	6,136	9,772	---
Total Revenue	**$ 121,529**	**$ 78,946**	**$ 111,832**	**$ ---**
Expense				
Services and Supplies	$ 19,846	$ 60,833	$ 90,885	$ ---
Other Charges	6,661	7,324	20,947	---
Total Expenditures and Appropriations	**$ 26,506**	**$ 68,157**	**$ 111,832**	**$ ---**
Net Cost	**$ (95,023)**	**$ (10,789)**	**$ ---**	**$ ---**

State Controller Schedules	County of Riverside	Schedule 15
County Budget Act	Special Districts and Other Agencies Summary Nonenterprise Financing Sources and Uses by Budget Unit by Object Fiscal Year 2026-27	

Co Service Area #080 (23775) / CSA 080 Homeland Lighting (908001)

Detail by Revenue Category and Expenditure Object	2024-25 Actual	2025-26 Actual [X] Estimated [ ]	2026-27 Recommended	2026-27 Adopted by the Board of Supervisors
1	2	3	4	5
Revenue				
Taxes	$ 112,321	$ 91,536	$ 113,527	$ ---
Revenue from the Use of Money & Property	50,407	10,262	39,631	---
Intergovernmental - State	272	334	268	---
Miscellaneous Revenue	53,301	33,398	53,301	---
Total Revenue	**$ 216,300**	**$ 135,530**	**$ 206,727**	**$ ---**
Expense				
Services and Supplies	$ 41,607	$ 112,641	$ 148,600	$ ---
Other Charges	12,252	12,913	58,127	---
Total Expenditures and Appropriations	**$ 53,859**	**$ 125,554**	**$ 206,727**	**$ ---**
Net Cost	**$ (162,441)**	**$ (9,976)**	**$ ---**	**$ ---**

State Controller Schedules	County of Riverside	Schedule 15
County Budget Act	Special Districts and Other Agencies Summary Nonenterprise Financing Sources and Uses by Budget Unit by Object Fiscal Year 2026-27	

Co Service Area #084 (23825) / CSA 084 Sun City Lighting (908401)

Detail by Revenue Category and Expenditure Object	2024-25 Actual	2025-26 Actual [X] Estimated [ ]	2026-27 Recommended	2026-27 Adopted by the Board of Supervisors
1	2	3	4	5
Revenue				
Taxes	$ 20,972	$ 15,878	$ 21,093	$ ---
Revenue from the Use of Money & Property	86,587	17,036	65,779	---
Intergovernmental - State	5	8	6	---
Charges for Current Services	185,817	192,057	195,896	---
Miscellaneous Revenue	10,593	8,292	10,593	---
Total Revenue	**$ 303,975**	**$ 233,271**	**$ 293,367**	**$ ---**
Expense				
Services and Supplies	$ 109,490	$ 205,799	$ 260,713	$ ---
Other Charges	16,994	19,194	32,654	---
Total Expenditures and Appropriations	**$ 126,484**	**$ 224,993**	**$ 293,367**	**$ ---**
Net Cost	**$ (177,491)**	**$ (8,278)**	**$ ---**	**$ ---**

State Controller Schedules	County of Riverside	Schedule 15
County Budget Act	Special Districts and Other Agencies Summary Nonenterprise Financing Sources and Uses by Budget Unit by Object Fiscal Year 2026-27	

Co Service Area #085 (23850) / CSA 085 Cabazon Lighting (908501)

Detail by Revenue Category and Expenditure Object	2024-25 Actual	2025-26 Actual [X] Estimated [ ]	2026-27 Recommended	2026-27 Adopted by the Board of Supervisors
1	2	3	4	5
Revenue				
Taxes	$ 95,857	$ 64,986	$ 75,680	$ ---
Revenue from the Use of Money & Property	15,989	6,172	13,121	---
Intergovernmental - State	197	223	195	---
Charges for Current Services	56,606	66,527	67,858	---
Miscellaneous Revenue	122,984	89,221	122,984	---
Other Financing Sources	25,000	30,000	30,000	---
Total Revenue	**$ 316,633**	**$ 257,129**	**$ 309,838**	**$ ---**
Expense				
Services and Supplies	$ 226,575	$ 222,237	$ 257,657	$ ---
Other Charges	26,104	30,783	52,181	---
Total Expenditures and Appropriations	**$ 252,679**	**$ 253,020**	**$ 309,838**	**$ ---**
Net Cost	**$ (63,954)**	**$ (4,109)**	**$ ---**	**$ ---**

State Controller Schedules	County of Riverside	Schedule 15
County Budget Act	Special Districts and Other Agencies Summary Nonenterprise Financing Sources and Uses by Budget Unit by Object Fiscal Year 2026-27	

Co Service Area #087 (23900) / CSA 087 Woodcrest Lighting (908701)

Detail by Revenue Category and Expenditure Object	2024-25 Actual	2025-26 Actual [X] Estimated [ ]	2026-27 Recommended	2026-27 Adopted by the Board of Supervisors
1	2	3	4	5
Revenue				
Taxes	$ 17,608	$ 17,430	$ 18,051	$ ---
Revenue from the Use of Money & Property	11,206	2,147	8,290	---
Intergovernmental - State	110	119	109	---
Charges for Current Services	23,923	24,559	25,050	---
Total Revenue	**$ 52,848**	**$ 44,255**	**$ 51,500**	**$ ---**
Expense				
Services and Supplies	$ 31,928	$ 35,864	$ 43,380	$ ---
Other Charges	3,006	3,655	8,120	---
Total Expenditures and Appropriations	**$ 34,934**	**$ 39,519**	**$ 51,500**	**$ ---**
Net Cost	**$ (17,914)**	**$ (4,736)**	**$ ---**	**$ ---**

State Controller Schedules	County of Riverside	Schedule 15
County Budget Act	Special Districts and Other Agencies Summary Nonenterprise Financing Sources and Uses by Budget Unit by Object Fiscal Year 2026-27	

Co Service Area #089 (23925) / CSA 089 Perris Area (Lakeview) (908901)

Detail by Revenue Category and Expenditure Object	2024-25 Actual	2025-26 Actual [X] Estimated [ ]	2026-27 Recommended	2026-27 Adopted by the Board of Supervisors
1	2	3	4	5
Revenue				
Taxes	$ 8,078	$ 7,497	$ 8,214	$ ---
Revenue from the Use of Money & Property	734	400	637	---
Intergovernmental - State	31	41	30	---
Charges for Current Services	23,056	23,627	23,627	---
Miscellaneous Revenue	1,625	985	534	---
Other Financing Sources	1,314	8,471	5,361	---
Total Revenue	**$ 34,838**	**$ 41,021**	**$ 38,403**	**$ ---**
Expense				
Services and Supplies	$ 35,943	$ 36,504	$ 38,403	$ ---
Total Expenditures and Appropriations	**$ 35,943**	**$ 36,504**	**$ 38,403**	**$ ---**
Net Cost	**$ 1,104**	**$ (4,517)**	**$ ---**	**$ ---**

State Controller Schedules	County of Riverside	Schedule 15
County Budget Act	Special Districts and Other Agencies Summary Nonenterprise Financing Sources and Uses by Budget Unit by Object Fiscal Year 2026-27	

Co Service Area #091 (23950) / CSA 091 Valle Vista (E Of HT) (909101)

Detail by Revenue Category and Expenditure Object	2024-25 Actual	2025-26 Actual [X] Estimated [ ]	2026-27 Recommended	2026-27 Adopted by the Board of Supervisors
1	2	3	4	5
Revenue				
Taxes	$ 25,409	$ 19,616	$ 26,046	$ ---
Revenue from the Use of Money & Property	72,614	29,893	53,644	---
Intergovernmental - State	135	131	134	---
Charges for Current Services	133,636	139,117	141,900	---
Total Revenue	**$ 231,795**	**$ 188,757**	**$ 221,724**	**$ ---**
Expense				
Services and Supplies	$ 102,086	$ 160,109	$ 183,986	$ ---
Other Charges	12,849	16,325	37,738	---
Total Expenditures and Appropriations	**$ 114,935**	**$ 176,434**	**$ 221,724**	**$ ---**
Net Cost	**$ (116,860)**	**$ (12,323)**	**$ ---**	**$ ---**

State Controller Schedules	County of Riverside	Schedule 15
County Budget Act	Special Districts and Other Agencies Summary Nonenterprise Financing Sources and Uses by Budget Unit by Object Fiscal Year 2026-27	

Co Service Area #094 (24025) / CSA 094 SE Of Hemet Lighting (909401)

Detail by Revenue Category and Expenditure Object	2024-25 Actual	2025-26 Actual [X] Estimated [ ]	2026-27 Recommended	2026-27 Adopted by the Board of Supervisors
1	2	3	4	5
Revenue				
Taxes	$ 3,477	$ 3,851	$ 3,566	$ ---
Revenue from the Use of Money & Property	475	92	356	---
Intergovernmental - State	22	27	23	---
Charges for Current Services	176	296	296	---
Total Revenue	**$ 4,150**	**$ 4,266**	**$ 4,241**	**$ ---**
Expense				
Services and Supplies	$ 2,862	$ 2,911	$ 3,062	$ ---
Other Charges	242	932	1,179	---
Total Expenditures and Appropriations	**$ 3,104**	**$ 3,843**	**$ 4,241**	**$ ---**
Net Cost	**$ (1,046)**	**$ (423)**	**$ ---**	**$ ---**

State Controller Schedules	County of Riverside	Schedule 15
County Budget Act	Special Districts and Other Agencies Summary Nonenterprise Financing Sources and Uses by Budget Unit by Object Fiscal Year 2026-27	

Co Service Area #097 (24050) / CSA 097 Mecca Lighting (909701)

Detail by Revenue Category and Expenditure Object	2024-25 Actual	2025-26 Actual [X] Estimated [ ]	2026-27 Recommended	2026-27 Adopted by the Board of Supervisors
1	2	3	4	5
Revenue				
Taxes	$ 15,146	$ 12,182	$ 15,422	$ ---
Revenue from the Use of Money & Property	14,759	5,494	11,431	---
Intergovernmental - State	51	70	51	---
Charges for Current Services	81,274	84,658	86,351	---
Miscellaneous Revenue	5,596	3,057	5,596	---
Total Revenue	**$ 116,826**	**$ 105,461**	**$ 118,851**	**$ ---**
Expense				
Services and Supplies	$ 63,825	$ 82,140	$ 94,589	$ ---
Other Charges	15,280	10,546	24,262	---
Total Expenditures and Appropriations	**$ 79,105**	**$ 92,686**	**$ 118,851**	**$ ---**
Net Cost	**$ (37,720)**	**$ (12,775)**	**$ ---**	**$ ---**

State Controller Schedules	County of Riverside	Schedule 15
County Budget Act	Special Districts and Other Agencies Summary Nonenterprise Financing Sources and Uses by Budget Unit by Object Fiscal Year 2026-27	

Co Service Area #103 (24075) / CSA 103 La Serene Lighting (910301)

Detail by Revenue Category and Expenditure Object	2024-25 Actual	2025-26 Actual [X] Estimated [ ]	2026-27 Recommended	2026-27 Adopted by the Board of Supervisors
1	2	3	4	5
Revenue				
Taxes	$ 8,686	$ 3,656	$ 8,906	$ ---
Revenue from the Use of Money & Property	68,072	31,111	53,719	---
Intergovernmental - State	18	315	19	---
Charges for Current Services	752,125	777,399	792,947	---
Total Revenue	**$ 828,901**	**$ 812,481**	**$ 855,591**	**$ ---**
Expense				
Services and Supplies	$ 551,422	$ 696,090	$ 737,922	$ ---
Other Charges	81,144	81,248	117,669	---
Total Expenditures and Appropriations	**$ 632,567**	**$ 777,338**	**$ 855,591**	**$ ---**
Net Cost	**$ (196,334)**	**$ (35,143)**	**$ ---**	**$ ---**

State Controller Schedules	County of Riverside	Schedule 15
County Budget Act	Special Districts and Other Agencies Summary Nonenterprise Financing Sources and Uses by Budget Unit by Object Fiscal Year 2026-27	

CSA #104 Sky Valley (24100) / CSA 104 Santa Ana (910401)

Detail by Revenue Category and Expenditure Object	2024-25 Actual	2025-26 Actual [X] Estimated [ ]	2026-27 Recommended	2026-27 Adopted by the Board of Supervisors
1	2	3	4	5
Revenue				
Taxes	$ 101,175	$ 82,024	$ 103,701	$ ---
Revenue from the Use of Money & Property	30,730	19,616	18,415	---
Intergovernmental - State	590	576	580	---
Charges for Current Services	79,447	84,565	84,565	---
Total Revenue	**$ 211,942**	**$ 186,781**	**$ 207,261**	**$ ---**
Expense				
Services and Supplies	$ 109,175	$ 179,757	$ 105,115	$ ---
Other Charges	217,982	202,678	125,871	---
Total Expenditures and Appropriations	**$ 327,157**	**$ 382,435**	**$ 230,986**	**$ ---**
Net Cost	**$ 115,215**	**$ 195,654**	**$ 23,725**	**$ ---**

State Controller Schedules	County of Riverside	Schedule 15
County Budget Act	Special Districts and Other Agencies Summary Nonenterprise Financing Sources and Uses by Budget Unit by Object Fiscal Year 2026-27	

Co Service Area #105 (24125) / CSA 105 Happy Valley Rd Maint (910501)

Detail by Revenue Category and Expenditure Object	2024-25 Actual	2025-26 Actual [X] Estimated [ ]	2026-27 Recommended	2026-27 Adopted by the Board of Supervisors
1	2	3	4	5
Revenue				
Taxes	$ 57,567	$ 49,640	$ 59,006	$ ---
Revenue from the Use of Money & Property	13,923	7,489	8,505	---
Intergovernmental - State	339	341	334	---
Charges for Current Services	47,199	49,250	49,250	---
Total Revenue	**$ 119,028**	**$ 106,720**	**$ 117,095**	**$ ---**
Expense				
Services and Supplies	$ 24,999	$ 84,291	$ 29,615	$ ---
Other Charges	120,357	91,072	87,480	---
Total Expenditures and Appropriations	**$ 145,356**	**$ 175,363**	**$ 117,095**	**$ ---**
Net Cost	**$ 26,328**	**$ 68,643**	**$ ---**	**$ ---**

State Controller Schedules	County of Riverside	Schedule 15
County Budget Act	Special Districts and Other Agencies Summary Nonenterprise Financing Sources and Uses by Budget Unit by Object Fiscal Year 2026-27	

Co Service Area #108 (24150) / CSA 108 Road Improvement Maint (910801)

Detail by Revenue Category and Expenditure Object	2024-25 Actual	2025-26 Actual [X] Estimated [ ]	2026-27 Recommended	2026-27 Adopted by the Board of Supervisors
1	2	3	4	5
Revenue				
Taxes	$ 30,776	$ 29,989	$ 31,544	$ ---
Revenue from the Use of Money & Property	13,139	9,459	8,072	---
Intergovernmental - State	183	215	181	---
Charges for Current Services	10,382	12,835	12,835	---
Total Revenue	**$ 54,480**	**$ 52,498**	**$ 52,632**	**$ ---**
Expense				
Services and Supplies	$ 24,330	$ 4,291	$ 4,615	$ ---
Other Charges	59,951	106,295	106,316	---
Total Expenditures and Appropriations	**$ 84,281**	**$ 110,586**	**$ 110,931**	**$ ---**
Net Cost	**$ 29,801**	**$ 58,088**	**$ 58,299**	**$ ---**

State Controller Schedules	County of Riverside	Schedule 15
County Budget Act	Special Districts and Other Agencies Summary Nonenterprise Financing Sources and Uses by Budget Unit by Object Fiscal Year 2026-27	

Co Service Area #113 (24175) / CSA 113 Woodcrest Lighting (911301)

Detail by Revenue Category and Expenditure Object	2024-25 Actual	2025-26 Actual [X] Estimated [ ]	2026-27 Recommended	2026-27 Adopted by the Board of Supervisors
1	2	3	4	5
Revenue				
Taxes	$ 4,444	$ 4,046	$ 4,558	$ ---
Revenue from the Use of Money & Property	12,700	2,432	9,247	---
Intergovernmental - State	25	25	25	---
Total Revenue	**$ 17,169**	**$ 6,503**	**$ 13,830**	**$ ---**
Expense				
Services and Supplies	$ 1,196	$ 1,217	$ 6,279	$ ---
Other Charges	847	390	7,551	---
Total Expenditures and Appropriations	**$ 2,043**	**$ 1,607**	**$ 13,830**	**$ ---**
Net Cost	**$ (15,126)**	**$ (4,896)**	**$ ---**	**$ ---**

State Controller Schedules	County of Riverside	Schedule 15
County Budget Act	Special Districts and Other Agencies Summary Nonenterprise Financing Sources and Uses by Budget Unit by Object Fiscal Year 2026-27	

Co Service Area #115 (24200) / CSA 115 Desert Hot Springs (911501)

Detail by Revenue Category and Expenditure Object	2024-25 Actual	2025-26 Actual [X] Estimated [ ]	2026-27 Recommended	2026-27 Adopted by the Board of Supervisors
1	2	3	4	5
Revenue				
Revenue from the Use of Money & Property	$ 8,878	$ 1,774	$ 6,853	$ ---
Charges for Current Services	19,928	20,029	20,429	---
Total Revenue	**$ 28,806**	**$ 21,803**	**$ 27,282**	**$ ---**
Expense				
Services and Supplies	$ 2,286	$ 14,495	$ 17,722	$ ---
Other Charges	1,601	6,308	9,560	---
Total Expenditures and Appropriations	**$ 3,887**	**$ 20,803**	**$ 27,282**	**$ ---**
Net Cost	**$ (24,918)**	**$ (1,000)**	**$ ---**	**$ ---**

State Controller Schedules	County of Riverside	Schedule 15
County Budget Act	Special Districts and Other Agencies Summary Nonenterprise Financing Sources and Uses by Budget Unit by Object Fiscal Year 2026-27	

Co Service Area #117 (24225) / CSA 117 Mead Valley-An Service (911701)

Detail by Revenue Category and Expenditure Object	2024-25 Actual	2025-26 Actual [X] Estimated [ ]	2026-27 Recommended	2026-27 Adopted by the Board of Supervisors
1	2	3	4	5
Revenue				
Revenue from the Use of Money & Property	$ 12,340	$ 3,389	$ 9,285	$ ---
Charges for Current Services	38,762	39,790	40,585	---
Total Revenue	**$ 51,102**	**$ 43,179**	**$ 49,870**	**$ ---**
Expense				
Services and Supplies	$ 23,639	$ 36,784	$ 42,750	$ ---
Other Charges	2,885	3,545	7,120	---
Total Expenditures and Appropriations	**$ 26,524**	**$ 40,329**	**$ 49,870**	**$ ---**
Net Cost	**$ (24,578)**	**$ (2,850)**	**$ ---**	**$ ---**

State Controller Schedules	County of Riverside	Schedule 15
County Budget Act	Special Districts and Other Agencies Summary Nonenterprise Financing Sources and Uses by Budget Unit by Object Fiscal Year 2026-27	

Co Service Area #121 (24250) / CSA 121 Bernuda Dunes Lighting (912101)

Detail by Revenue Category and Expenditure Object	2024-25 Actual	2025-26 Actual [X] Estimated [ ]	2026-27 Recommended	2026-27 Adopted by the Board of Supervisors
1	2	3	4	5
Revenue				
Revenue from the Use of Money & Property	$ 45,949	$ 8,697	$ 33,582	$ ---
Charges for Current Services	100,121	101,224	103,248	---
Total Revenue	**$ 146,070**	**$ 109,921**	**$ 136,830**	**$ ---**
Expense				
Services and Supplies	$ 80,801	$ 86,409	$ 113,193	$ ---
Other Charges	13,489	10,793	23,637	---
Total Expenditures and Appropriations	**$ 94,290**	**$ 97,202**	**$ 136,830**	**$ ---**
Net Cost	**$ (51,780)**	**$ (12,719)**	**$ ---**	**$ ---**

State Controller Schedules	County of Riverside	Schedule 15
County Budget Act	Special Districts and Other Agencies Summary Nonenterprise Financing Sources and Uses by Budget Unit by Object Fiscal Year 2026-27	

Co Service Area #124 (24275) / CSA 124 Elsinore Area Warm Spr (912411)

Detail by Revenue Category and Expenditure Object	2024-25 Actual	2025-26 Actual [X] Estimated [ ]	2026-27 Recommended	2026-27 Adopted by the Board of Supervisors
1	2	3	4	5
Revenue				
Revenue from the Use of Money & Property	$ 10,093	$ 6,871	$ 6,576	$ ---
Charges for Current Services	2,571	2,730	2,730	---
Total Revenue	**$ 12,664**	**$ 9,601**	**$ 9,306**	**$ ---**
Expense				
Services and Supplies	$ 24,454	$ 54,048	$ 8,189	$ ---
Other Charges	4,883	30,960	1,117	---
Total Expenditures and Appropriations	**$ 29,337**	**$ 85,008**	**$ 9,306**	**$ ---**
Net Cost	**$ 16,673**	**$ 75,407**	**$ ---**	**$ ---**

State Controller Schedules	County of Riverside	Schedule 15
County Budget Act	Special Districts and Other Agencies Summary Nonenterprise Financing Sources and Uses by Budget Unit by Object Fiscal Year 2026-27	

Co Service Area #125 (24300) / CSA 125 Thermal Area Lighting (912501)

Detail by Revenue Category and Expenditure Object	2024-25 Actual	2025-26 Actual [X] Estimated [ ]	2026-27 Recommended	2026-27 Adopted by the Board of Supervisors
1	2	3	4	5
Revenue				
Taxes	$ 15,144	$ 12,109	$ 15,248	$ ---
Revenue from the Use of Money & Property	11,598	3,122	9,046	---
Intergovernmental - State	26	35	26	---
Miscellaneous Revenue	27,020	20,606	27,020	---
Total Revenue	**$ 53,787**	**$ 35,872**	**$ 51,340**	**$ ---**
Expense				
Services and Supplies	$ 17,380	$ 26,948	$ 42,134	$ ---
Other Charges	3,059	3,372	9,206	---
Total Expenditures and Appropriations	**$ 20,439**	**$ 30,320**	**$ 51,340**	**$ ---**
Net Cost	**$ (33,348)**	**$ (5,552)**	**$ ---**	**$ ---**

State Controller Schedules	County of Riverside	Schedule 15
County Budget Act	Special Districts and Other Agencies Summary Nonenterprise Financing Sources and Uses by Budget Unit by Object Fiscal Year 2026-27	

Co Service Area #126 (24325) / CSA 126 Highgrove Area Lghtg (912601)

Detail by Revenue Category and Expenditure Object	2024-25 Actual	2025-26 Actual [X] Estimated [ ]	2026-27 Recommended	2026-27 Adopted by the Board of Supervisors
1	2	3	4	5
Revenue				
Taxes	$ 770,983	$ 494,840	$ 788,213	$ ---
Revenue from the Use of Money & Property	788,966	162,431	626,866	---
Intergovernmental - State	4,283	2,900	4,205	---
Charges for Current Services	4,815,267	4,960,289	5,098,090	---
Miscellaneous Revenue	107,070	78,041	107,070	---
Total Revenue	**$ 6,486,569**	**$ 5,698,501**	**$ 6,624,444**	**$ ---**
Expense				
Services and Supplies	$ 2,121,115	$ 3,460,879	$ 4,208,522	$ ---
Other Charges	1,731,404	1,783,567	2,379,172	---
Capital Assets	103,301	195,000	36,750	---
Total Expenditures and Appropriations	**$ 3,955,821**	**$ 5,439,446**	**$ 6,624,444**	**$ ---**
Net Cost	**$ (2,530,748)**	**$ (259,055)**	**$ ---**	**$ ---**

State Controller Schedules	County of Riverside	Schedule 15
County Budget Act	Special Districts and Other Agencies Summary Nonenterprise Financing Sources and Uses by Budget Unit by Object Fiscal Year 2026-27	

Co Service Area #128 East (24350) / CSA 128 Lake Mathews Rd Maint (912801)

Detail by Revenue Category and Expenditure Object	2024-25 Actual	2025-26 Actual [X] Estimated [ ]	2026-27 Recommended	2026-27 Adopted by the Board of Supervisors
1	2	3	4	5
Revenue				
Revenue from the Use of Money & Property	$ 15,410	$ 8,055	$ 12,029	$ ---
Charges for Current Services	41,894	40,875	40,875	---
Total Revenue	**$ 57,304**	**$ 48,930**	**$ 52,904**	**$ ---**
Expense				
Services and Supplies	$ ---	$ 104,291	$ 24,615	$ ---
Other Charges	11,645	31,893	28,289	---
Total Expenditures and Appropriations	**$ 11,645**	**$ 136,184**	**$ 52,904**	**$ ---**
Net Cost	**$ (45,659)**	**$ 87,254**	**$ ---**	**$ ---**

State Controller Schedules	County of Riverside	Schedule 15
County Budget Act	Special Districts and Other Agencies Summary Nonenterprise Financing Sources and Uses by Budget Unit by Object Fiscal Year 2026-27	

Co Service Area #132 (24400) / CSA 132 Lake Mathews Lighting (913201)

Detail by Revenue Category and Expenditure Object	2024-25 Actual	2025-26 Actual [X] Estimated [ ]	2026-27 Recommended	2026-27 Adopted by the Board of Supervisors
1	2	3	4	5
Revenue				
Revenue from the Use of Money & Property	$ 2,681	$ 2,064	$ 1,937	$ ---
Charges for Current Services	197,679	202,980	207,040	---
Total Revenue	**$ 200,360**	**$ 205,044**	**$ 208,977**	**$ ---**
Expense				
Services and Supplies	$ 199,699	$ 206,332	$ 208,977	$ ---
Other Charges	11,955	16,398	---	---
Total Expenditures and Appropriations	**$ 211,655**	**$ 222,730**	**$ 208,977**	**$ ---**
Net Cost	**$ 11,295**	**$ 17,686**	**$ ---**	**$ ---**

State Controller Schedules	County of Riverside	Schedule 15
County Budget Act	Special Districts and Other Agencies Summary Nonenterprise Financing Sources and Uses by Budget Unit by Object Fiscal Year 2026-27	

Co Service Area #134 (24425) / CSA 134 Temescal Canyon Lghtg (913401)

Detail by Revenue Category and Expenditure Object	2024-25 Actual	2025-26 Actual [X] Estimated [ ]	2026-27 Recommended	2026-27 Adopted by the Board of Supervisors
1	2	3	4	5
Revenue				
Revenue from the Use of Money & Property	$ 158,109	$ 51,362	$ 145,192	$ ---
Charges for Current Services	3,077,568	3,216,967	3,281,307	---
Miscellaneous Revenue	30	2	2	---
Total Revenue	**$ 3,235,706**	**$ 3,268,331**	**$ 3,426,501**	**$ ---**
Expense				
Services and Supplies	$ 1,419,314	$ 2,251,977	$ 2,179,930	$ ---
Other Charges	726,308	840,861	1,246,571	---
Total Expenditures and Appropriations	**$ 2,145,622**	**$ 3,092,838**	**$ 3,426,501**	**$ ---**
Net Cost	**$ (1,090,084)**	**$ (175,493)**	**$ ---**	**$ ---**

State Controller Schedules	County of Riverside	Schedule 15
County Budget Act	Special Districts and Other Agencies Summary Nonenterprise Financing Sources and Uses by Budget Unit by Object Fiscal Year 2026-27	

Co Service Area #135 (24450) / CSA 135 Temescal Canyon Lghtg (913501)

Detail by Revenue Category and Expenditure Object	2024-25 Actual	2025-26 Actual [X] Estimated [ ]	2026-27 Recommended	2026-27 Adopted by the Board of Supervisors
1	2	3	4	5
Revenue				
Revenue from the Use of Money & Property	$ 266	$ 193	$ 261	$ ---
Charges for Current Services	12,580	12,751	12,751	---
Other Financing Sources	5,673	6,029	6,889	---
Total Revenue	**$ 18,519**	**$ 18,973**	**$ 19,901**	**$ ---**
Expense				
Services and Supplies	$ 18,348	$ 18,005	$ 19,901	$ ---
Other Charges	---	20	---	---
Total Expenditures and Appropriations	**$ 18,348**	**$ 18,025**	**$ 19,901**	**$ ---**
Net Cost	**$ (171)**	**$ (948)**	**$ ---**	**$ ---**

State Controller Schedules	County of Riverside	Schedule 15
County Budget Act	Special Districts and Other Agencies Summary Nonenterprise Financing Sources and Uses by Budget Unit by Object Fiscal Year 2026-27	

Co Service Area #142 (24525) / CSA 142 Wildomar Lighting (914201)

Detail by Revenue Category and Expenditure Object	2024-25 Actual	2025-26 Actual [X] Estimated [ ]	2026-27 Recommended	2026-27 Adopted by the Board of Supervisors
1	2	3	4	5
Revenue				
Revenue from the Use of Money & Property	$ 3,273	$ 620	$ 2,393	$ ---
Charges for Current Services	13,553	13,974	14,254	---
Total Revenue	**$ 16,826**	**$ 14,594**	**$ 16,647**	**$ ---**
Expense				
Services and Supplies	$ 12,121	$ 12,903	$ 14,715	$ ---
Other Charges	961	876	1,932	---
Total Expenditures and Appropriations	**$ 13,082**	**$ 13,779**	**$ 16,647**	**$ ---**
Net Cost	**$ (3,744)**	**$ (815)**	**$ ---**	**$ ---**

State Controller Schedules	County of Riverside	Schedule 15
County Budget Act	Special Districts and Other Agencies Summary Nonenterprise Financing Sources and Uses by Budget Unit by Object Fiscal Year 2026-27	

CSA #143a Warner Sprg Subzone1 (24550) / CSA 143 Rancho CA Park & Recr (914301)

Detail by Revenue Category and Expenditure Object	2024-25 Actual	2025-26 Actual [X] Estimated [ ]	2026-27 Recommended	2026-27 Adopted by the Board of Supervisors
1	2	3	4	5
Revenue				
Revenue from the Use of Money & Property	$ 67,922	$ 44,663	$ 59,266	$ ---
Charges for Current Services	3,741,529	3,819,286	3,895,672	---
Miscellaneous Revenue	30	---	---	---
Total Revenue	**$ 3,809,480**	**$ 3,863,949**	**$ 3,954,938**	**$ ---**
Expense				
Services and Supplies	$ 2,766,457	$ 2,764,056	$ 2,739,042	$ ---
Other Charges	894,229	1,054,472	1,281,795	---
Capital Assets	---	24,777	17,000	---
Total Expenditures and Appropriations	**$ 3,660,686**	**$ 3,843,305**	**$ 4,037,837**	**$ ---**
Net Cost	**$ (148,794)**	**$ (20,644)**	**$ 82,899**	**$ ---**

State Controller Schedules	County of Riverside	Schedule 15
County Budget Act	Special Districts and Other Agencies Summary Nonenterprise Financing Sources and Uses by Budget Unit by Object Fiscal Year 2026-27	

Co Service Area #149 Wine Cou (24600) / CSA 149 (914901)

Detail by Revenue Category and Expenditure Object	2024-25 Actual	2025-26 Actual [X] Estimated [ ]	2026-27 Recommended	2026-27 Adopted by the Board of Supervisors
1	2	3	4	5
Revenue				
Revenue from the Use of Money & Property	$ 69,799	$ 31,579	$ 52,447	$ ---
Charges for Current Services	386,189	316,780	323,116	---
Other Financing Sources	50,000	---	---	---
Total Revenue	**$ 505,988**	**$ 348,359**	**$ 375,563**	**$ ---**
Expense				
Services and Supplies	$ 118,548	$ 110,001	$ 105,000	$ ---
Other Charges	130,812	291,114	560,753	---
Capital Assets	94,128	---	---	---
Total Expenditures and Appropriations	**$ 343,489**	**$ 401,115**	**$ 665,753**	**$ ---**
Net Cost	**$ (162,499)**	**$ 52,756**	**$ 290,190**	**$ ---**

State Controller Schedules	County of Riverside	Schedule 15
County Budget Act	Special Districts and Other Agencies Summary Nonenterprise Financing Sources and Uses by Budget Unit by Object Fiscal Year 2026-27	

Co Service Area #152 NPDES (24625) / CSA 152 NPDES (915201)

Detail by Revenue Category and Expenditure Object	2024-25 Actual	2025-26 Actual [X] Estimated [ ]	2026-27 Recommended	2026-27 Adopted by the Board of Supervisors
1	2	3	4	5
Revenue				
Revenue from the Use of Money & Property	$ 392,695	$ 302,112	$ 319,196	$ ---
Charges for Current Services	5,470,926	5,441,414	6,371,331	---
Miscellaneous Revenue	346	---	---	---
Other Financing Sources	10,304	---	---	---
Total Revenue	**$ 5,874,271**	**$ 5,743,526**	**$ 6,690,527**	**$ ---**
Expense				
Salaries and Employee Benefits	$ 2,854,700	$ 2,797,044	$ 3,115,477	$ ---
Services and Supplies	280,715	687,447	1,180,080	---
Other Charges	2,146,770	2,150,785	3,234,833	---
Other Financing Uses	---	---	100	---
Intrafund Transfers	(228,672)	(506,440)	(839,963)	---
Total Expenditures and Appropriations	**$ 5,053,513**	**$ 5,128,836**	**$ 6,690,527**	**$ ---**
Net Cost	**$ (820,758)**	**$ (614,690)**	**$ ---**	**$ ---**

State Controller Schedules	County of Riverside	Schedule 15
County Budget Act	Special Districts and Other Agencies Summary Nonenterprise Financing Sources and Uses by Budget Unit by Object Fiscal Year 2026-27	

Co Service Area #146 (24800) / CSA 146 Lakeview Park & Recr (914601)

Detail by Revenue Category and Expenditure Object	2024-25 Actual	2025-26 Actual [X] Estimated [ ]	2026-27 Recommended	2026-27 Adopted by the Board of Supervisors
1	2	3	4	5
Revenue				
Revenue from the Use of Money & Property	$ 7,064	$ 3,848	$ 5,153	$ ---
Charges for Current Services	4,000	4,211	4,296	---
Total Revenue	**$ 11,064**	**$ 8,059**	**$ 9,449**	**$ ---**
Expense				
Services and Supplies	$ 1,784	$ 6,068	$ 6,161	$ ---
Other Charges	562	1,586	3,288	---
Total Expenditures and Appropriations	**$ 2,346**	**$ 7,654**	**$ 9,449**	**$ ---**
Net Cost	**$ (8,718)**	**$ (405)**	**$ ---**	**$ ---**

State Controller Schedules	County of Riverside	Schedule 15
County Budget Act	Special Districts and Other Agencies Summary Nonenterprise Financing Sources and Uses by Budget Unit by Object Fiscal Year 2026-27	

CSA #149 Wine Country Beautif (24825) / CSA 149 (914901)

Detail by Revenue Category and Expenditure Object	2024-25 Actual	2025-26 Actual [X] Estimated [ ]	2026-27 Recommended	2026-27 Adopted by the Board of Supervisors
1	2	3	4	5
Revenue				
Revenue from the Use of Money & Property	$ 19,994	$ 4,373	$ 18,612	$ ---
Charges for Current Services	183,838	187,714	191,468	---
Total Revenue	**$ 203,831**	**$ 192,087**	**$ 210,080**	**$ ---**
Expense				
Services and Supplies	$ 72,389	$ 165,490	$ 181,870	$ ---
Other Charges	23,765	19,024	28,210	---
Total Expenditures and Appropriations	**$ 96,153**	**$ 184,514**	**$ 210,080**	**$ ---**
Net Cost	**$ (107,678)**	**$ (7,573)**	**$ ---**	**$ ---**

State Controller Schedules	County of Riverside	Schedule 15
County Budget Act	Special Districts and Other Agencies Summary Nonenterprise Financing Sources and Uses by Budget Unit by Object Fiscal Year 2026-27	

CSA #152 Sports Facility (24875) / CSA 152 NPDES (915201)

Detail by Revenue Category and Expenditure Object	2024-25 Actual	2025-26 Actual [X] Estimated [ ]	2026-27 Recommended	2026-27 Adopted by the Board of Supervisors
1	2	3	4	5
Revenue				
Revenue from the Use of Money & Property	$ 109,361	$ 81,568	$ 86,360	$ ---
Charges for Current Services	712,323	724,795	739,291	---
Miscellaneous Revenue	49,148	38,000	48,623	---
Other Financing Sources	46,179	---	---	---
Total Revenue	**$ 917,011**	**$ 844,363**	**$ 874,274**	**$ ---**
Expense				
Services and Supplies	$ 747,688	$ 907,767	$ 1,031,383	$ ---
Other Charges	124,041	138,241	145,842	---
Total Expenditures and Appropriations	**$ 871,729**	**$ 1,046,008**	**$ 1,177,225**	**$ ---**
Net Cost	**$ (45,281)**	**$ 201,645**	**$ 302,951**	**$ ---**

State Controller Schedules	County of Riverside	Schedule 15
County Budget Act	Special Districts and Other Agencies Summary Nonenterprise Financing Sources and Uses by Budget Unit by Object Fiscal Year 2026-27	

Zone 1 Const-Maint-Misc (25110) / Flood Control-Zone 1 Constr_Maint_Misc (947400)

Detail by Revenue Category and Expenditure Object	2024-25 Actual	2025-26 Actual [X] Estimated [ ]	2026-27 Recommended	2026-27 Adopted by the Board of Supervisors
1	2	3	4	5
Revenue				
Taxes	$ 11,985,192	$ 12,584,455	$ 13,213,678	$ ---
Revenue from the Use of Money & Property	3,797,121	1,681,285	1,739,101	---
Intergovernmental - State	76,518	76,518	76,518	---
Charges for Current Services	282,950	---	---	---
Miscellaneous Revenue	9,214,469	9,627,441	10,108,813	---
Other Financing Sources	7,670	---	---	---
Total Revenue	**$ 25,363,919**	**$ 23,969,699**	**$ 25,138,110**	**$ ---**
Expense				
Salaries and Employee Benefits	$ 9,287,272	$ 6,925,266	$ 7,631,435	$ ---
Services and Supplies	3,276,163	4,814,318	14,891,182	---
Other Charges	2,650,360	8,842,799	2,545,812	---
Capital Assets	519,845	412,648	1,652,310	---
Other Financing Uses	137,440	355,938	2,210,139	---
Total Expenditures and Appropriations	**$ 15,871,080**	**$ 21,350,969**	**$ 28,930,878**	**$ ---**
Net Cost	**$ (9,492,838)**	**$ (2,618,730)**	**$ 3,792,768**	**$ ---**

State Controller Schedules	County of Riverside	Schedule 15
County Budget Act	Special Districts and Other Agencies Summary Nonenterprise Financing Sources and Uses by Budget Unit by Object Fiscal Year 2026-27	

Zone 2 Const-Maint-Misc (25120) / Flood Control-Zone 2 Constr_Maint_Misc (947420)

Detail by Revenue Category and Expenditure Object	2024-25 Actual	2025-26 Actual [X] Estimated [ ]	2026-27 Recommended	2026-27 Adopted by the Board of Supervisors
1	2	3	4	5
Revenue				
Taxes	$ 21,893,425	$ 23,097,569	$ 24,367,934	$ ---
Revenue from the Use of Money & Property	4,671,602	4,761,439	4,856,939	---
Intergovernmental - State	140,781	141,797	140,781	---
Miscellaneous Revenue	6,372,932	5,660,641	6,886,281	---
Other Financing Sources	4,178	13,103	---	---
Total Revenue	**$ 33,082,918**	**$ 33,674,549**	**$ 36,251,935**	**$ ---**
Expense				
Salaries and Employee Benefits	$ 6,630,619	$ 5,886,131	$ 9,415,632	$ ---
Services and Supplies	3,632,212	6,104,128	12,164,149	---
Other Charges	5,383,734	26,845,955	3,280,260	---
Capital Assets	5,389,818	11,669,147	3,469,490	---
Other Financing Uses	173,990	458,158	2,844,908	---
Total Expenditures and Appropriations	**$ 21,210,374**	**$ 50,963,519**	**$ 31,174,439**	**$ ---**
Net Cost	**$ (11,872,544)**	**$ 17,288,970**	**$ (5,077,496)**	**$ ---**

State Controller Schedules	County of Riverside	Schedule 15
County Budget Act	Special Districts and Other Agencies Summary Nonenterprise Financing Sources and Uses by Budget Unit by Object Fiscal Year 2026-27	

Zone 3 Const-Maint-Misc (25130) / Flood Control-Zone 3 Constr_Maint_Misc (947440)

Detail by Revenue Category and Expenditure Object	2024-25 Actual	2025-26 Actual [X] Estimated [ ]	2026-27 Recommended	2026-27 Adopted by the Board of Supervisors
1	2	3	4	5
Revenue				
Taxes	$ 2,819,553	$ 2,988,727	$ 3,168,050	$ ---
Revenue from the Use of Money & Property	87,039	104,840	140,384	---
Intergovernmental - State	18,025	18,025	18,025	---
Charges for Current Services	9	---	---	---
Miscellaneous Revenue	2,013,319	1,899,889	1,962,194	---
Total Revenue	**$ 4,937,945**	**$ 5,011,481**	**$ 5,288,653**	**$ ---**
Expense				
Salaries and Employee Benefits	$ 1,530,472	$ 926,660	$ 1,398,348	$ ---
Services and Supplies	815,112	862,245	1,686,146	---
Other Charges	19,854	101,095	153,195	---
Capital Assets	1,087,974	---	---	---
Other Financing Uses	32,651	30,975	480,845	---
Total Expenditures and Appropriations	**$ 3,486,063**	**$ 1,920,975**	**$ 3,718,534**	**$ ---**
Net Cost	**$ (1,451,883)**	**$ (3,090,506)**	**$ (1,570,119)**	**$ ---**

State Controller Schedules	County of Riverside	Schedule 15
County Budget Act	Special Districts and Other Agencies Summary Nonenterprise Financing Sources and Uses by Budget Unit by Object Fiscal Year 2026-27	

Zone 4 Const-Maint-Misc (25140) / Flood Control-Zone 4 Constr_Maint_Misc (947460)

Detail by Revenue Category and Expenditure Object	2024-25 Actual	2025-26 Actual [X] Estimated [ ]	2026-27 Recommended	2026-27 Adopted by the Board of Supervisors
1	2	3	4	5
Revenue				
Taxes	$ 25,537,280	$ 26,814,148	$ 28,154,858	$ ---
Revenue from the Use of Money & Property	4,144,455	4,231,339	4,311,597	---
Intergovernmental - State	163,667	164,890	163,667	---
Charges for Current Services	555,819	224,352	200,000	---
Miscellaneous Revenue	9,805,437	9,515,023	13,591,129	---
Other Financing Sources	37,400	3,735	---	---
Total Revenue	**$ 40,244,058**	**$ 40,953,487**	**$ 46,421,251**	**$ ---**
Expense				
Salaries and Employee Benefits	$ 9,416,815	$ 15,095,778	$ 11,419,706	$ ---
Services and Supplies	4,742,266	10,339,757	21,262,251	---
Other Charges	2,110,565	3,377,506	10,751,948	---
Capital Assets	12,114,190	13,598,551	32,773,884	---
Other Financing Uses	3,057,866	597,537	3,591,367	---
Total Expenditures and Appropriations	**$ 31,441,702**	**$ 43,009,129**	**$ 79,799,156**	**$ ---**
Net Cost	**$ (8,802,356)**	**$ 2,055,642**	**$ 33,377,905**	**$ ---**

State Controller Schedules	County of Riverside	Schedule 15
County Budget Act	Special Districts and Other Agencies Summary Nonenterprise Financing Sources and Uses by Budget Unit by Object Fiscal Year 2026-27	

Zone 5 Const-Maint-Misc (25150) / Flood Control-Zone 5 Constr_Maint_Misc (947480)

Detail by Revenue Category and Expenditure Object	2024-25 Actual	2025-26 Actual [X] Estimated [ ]	2026-27 Recommended	2026-27 Adopted by the Board of Supervisors
1	2	3	4	5
Revenue				
Taxes	$ 6,480,587	$ 6,804,618	$ 7,144,849	$ ---
Revenue from the Use of Money & Property	993,949	527,896	564,073	---
Intergovernmental - State	41,726	41,726	41,726	---
Miscellaneous Revenue	1,347,989	2,486,398	1,430,050	---
Other Financing Sources	5,581	12,984	---	---
Total Revenue	**$ 8,869,832**	**$ 9,873,622**	**$ 9,180,698**	**$ ---**
Expense				
Salaries and Employee Benefits	$ 1,620,909	$ 1,971,899	$ 1,967,106	$ ---
Services and Supplies	710,744	1,397,076	3,530,641	---
Other Charges	470,701	876,227	639,327	---
Capital Assets	---	40,000	---	---
Other Financing Uses	39,110	111,295	806,545	---
Total Expenditures and Appropriations	**$ 2,841,464**	**$ 4,396,497**	**$ 6,943,619**	**$ ---**
Net Cost	**$ (6,028,368)**	**$ (5,477,125)**	**$ (2,237,079)**	**$ ---**

State Controller Schedules	County of Riverside	Schedule 15
County Budget Act	Special Districts and Other Agencies Summary Nonenterprise Financing Sources and Uses by Budget Unit by Object Fiscal Year 2026-27	

Zone 6 Const-Maint-Misc (25160) / Flood Control-Zone 6 Constr_Maint_Misc (947500)

Detail by Revenue Category and Expenditure Object	2024-25 Actual	2025-26 Actual [X] Estimated [ ]	2026-27 Recommended	2026-27 Adopted by the Board of Supervisors
1	2	3	4	5
Revenue				
Taxes	$ 7,019,565	$ 7,440,740	$ 7,887,185	$ ---
Revenue from the Use of Money & Property	441,142	387,018	249,977	---
Intergovernmental - State	44,683	45,005	44,683	---
Miscellaneous Revenue	8,613,895	3,574,029	3,637,141	---
Total Revenue	**$ 16,119,284**	**$ 11,446,792**	**$ 11,818,986**	**$ ---**
Expense				
Salaries and Employee Benefits	$ 2,600,870	$ 1,656,904	$ 3,236,588	$ ---
Services and Supplies	879,758	1,897,411	4,273,311	---
Other Charges	6,589,860	355,865	9,702,206	---
Capital Assets	160,311	50,000	150,856	---
Other Financing Uses	54,646	160,310	1,060,853	---
Total Expenditures and Appropriations	**$ 10,285,444**	**$ 4,120,490**	**$ 18,423,814**	**$ ---**
Net Cost	**$ (5,833,840)**	**$ (7,326,302)**	**$ 6,604,828**	**$ ---**

State Controller Schedules	County of Riverside	Schedule 15
County Budget Act	Special Districts and Other Agencies Summary Nonenterprise Financing Sources and Uses by Budget Unit by Object Fiscal Year 2026-27	

Zone 7 Const-Maint-Misc (25170) / Flood Control-Zone 7 Constr, Maint, Misc (947520)

Detail by Revenue Category and Expenditure Object	2024-25 Actual	2025-26 Actual [X] Estimated [ ]	2026-27 Recommended	2026-27 Adopted by the Board of Supervisors
1	2	3	4	5
Revenue				
Taxes	$ 7,535,671	$ 7,912,457	$ 8,308,078	$ ---
Revenue from the Use of Money & Property	1,433,127	629,785	581,231	---
Intergovernmental - State	48,518	48,730	48,518	---
Charges for Current Services	211,008	201,496	80,000	---
Miscellaneous Revenue	727,239	22,953,505	766,439	---
Other Financing Sources	1,400,297	6,865	---	---
Total Revenue	**$ 11,355,860**	**$ 31,752,838**	**$ 9,784,266**	**$ ---**
Expense				
Salaries and Employee Benefits	$ 3,254,042	$ 3,200,003	$ 4,108,184	$ ---
Services and Supplies	4,890,047	4,327,706	4,873,466	---
Other Charges	15,811,115	348,679	5,990,879	---
Capital Assets	8,781,138	11,982,523	---	---
Other Financing Uses	1,464,888	172,337	879,019	---
Intrafund Transfers	(159,343)	(135,000)	(150,000)	---
Total Expenditures and Appropriations	**$ 34,041,887**	**$ 19,896,248**	**$ 15,701,548**	**$ ---**
Net Cost	**$ 22,686,028**	**$ (11,856,590)**	**$ 5,917,282**	**$ ---**

State Controller Schedules	County of Riverside	Schedule 15
County Budget Act	Special Districts and Other Agencies Summary Nonenterprise Financing Sources and Uses by Budget Unit by Object Fiscal Year 2026-27	

NPDES White Water Assessment (25180) / Flood Control-NPDES Whitewater Assess (947540)

Detail by Revenue Category and Expenditure Object	2024-25 Actual	2025-26 Actual [X] Estimated [ ]	2026-27 Recommended	2026-27 Adopted by the Board of Supervisors
1	2	3	4	5
Revenue				
Revenue from the Use of Money & Property	$ 197,047	$ 150,000	$ 152,800	$ ---
Charges for Current Services	332,180	330,000	330,000	---
Miscellaneous Revenue	576,515	585,330	714,271	---
Total Revenue	**$ 1,105,742**	**$ 1,065,330**	**$ 1,197,071**	**$ ---**
Expense				
Salaries and Employee Benefits	$ 247,954	$ 327,000	$ 490,472	$ ---
Services and Supplies	256,824	523,451	646,149	---
Other Charges	---	---	1,000	---
Other Financing Uses	3,659	2,580	6,988	---
Total Expenditures and Appropriations	**$ 508,437**	**$ 853,031**	**$ 1,144,609**	**$ ---**
Net Cost	**$ (597,306)**	**$ (212,299)**	**$ (52,462)**	**$ ---**

State Controller Schedules	County of Riverside	Schedule 15
County Budget Act	Special Districts and Other Agencies Summary Nonenterprise Financing Sources and Uses by Budget Unit by Object Fiscal Year 2026-27	

NPDES Santa Ana Assessment Are (25190) / Flood Control-NPDES Santa Ana Assess (947560)

Detail by Revenue Category and Expenditure Object	2024-25 Actual	2025-26 Actual [X] Estimated [ ]	2026-27 Recommended	2026-27 Adopted by the Board of Supervisors
1	2	3	4	5
Revenue				
Revenue from the Use of Money & Property	$ 271,267	$ 100,000	$ 189,900	$ ---
Charges for Current Services	2,689,929	2,700,000	2,700,000	---
Miscellaneous Revenue	500,000	500,000	500,000	---
Total Revenue	**$ 3,461,196**	**$ 3,300,000**	**$ 3,389,900**	**$ ---**
Expense				
Salaries and Employee Benefits	$ 1,346,360	$ 1,500,000	$ 1,788,894	$ ---
Services and Supplies	1,686,587	2,297,393	5,405,310	---
Other Charges	---	---	1,000	---
Other Financing Uses	20,961	23,428	23,952	---
Total Expenditures and Appropriations	**$ 3,053,907**	**$ 3,820,821**	**$ 7,219,156**	**$ ---**
Net Cost	**$ (407,288)**	**$ 520,821**	**$ 3,829,256**	**$ ---**

State Controller Schedules	County of Riverside	Schedule 15
County Budget Act	Special Districts and Other Agencies Summary Nonenterprise Financing Sources and Uses by Budget Unit by Object Fiscal Year 2026-27	

NPDES Santa Margarita Assmt (25200) / Flood Control-NPDES Santa Margarita Assess (947580)

Detail by Revenue Category and Expenditure Object	2024-25 Actual	2025-26 Actual [X] Estimated [ ]	2026-27 Recommended	2026-27 Adopted by the Board of Supervisors
1	2	3	4	5
Revenue				
Revenue from the Use of Money & Property	$ 174,158	$ 150,000	$ 126,000	$ ---
Charges for Current Services	560,172	560,000	560,000	---
Miscellaneous Revenue	1,372,614	2,609,704	2,405,633	---
Total Revenue	**$ 2,106,944**	**$ 3,319,704**	**$ 3,091,633**	**$ ---**
Expense				
Salaries and Employee Benefits	$ 895,511	$ 922,773	$ 1,054,878	$ ---
Services and Supplies	1,201,569	1,214,717	1,704,218	---
Other Charges	---	---	1,000	---
Other Financing Uses	14,509	9,780	13,444	---
Total Expenditures and Appropriations	**$ 2,111,589**	**$ 2,147,270**	**$ 2,773,540**	**$ ---**
Net Cost	**$ 4,645**	**$ (1,172,434)**	**$ (318,093)**	**$ ---**

State Controller Schedules	County of Riverside	Schedule 15
County Budget Act	Special Districts and Other Agencies Summary Nonenterprise Financing Sources and Uses by Budget Unit by Object Fiscal Year 2026-27	

Regional Park & Open Space Dis (25400) / Regnl Parks & Open-Space Dist (931104)

Detail by Revenue Category and Expenditure Object	2024-25 Actual	2025-26 Actual [X] Estimated [ ]	2026-27 Recommended	2026-27 Adopted by the Board of Supervisors
1	2	3	4	5
Revenue				
Taxes	$ 9,493,164	$ ---	$ 9,826,000	$ ---
Revenue from the Use of Money & Property	1,770,959	(186,000)	1,363,000	---
Intergovernmental - State	51,116	(46,138)	124,800	---
Charges for Current Services	5,878,716	(227,500)	6,117,000	---
Miscellaneous Revenue	1,465,203	(3,350)	1,504,400	---
Other Financing Sources	297,364	---	287,532	---
Total Revenue	**$ 18,956,522**	**$ (462,988)**	**$ 19,222,732**	**$ ---**
Expense				
Salaries and Employee Benefits	$ 9,362,805	$ 11,832,024	$ 11,956,115	$ ---
Services and Supplies	5,226,728	7,385,237	8,020,453	---
Other Charges	835,314	766,835	719,724	---
Capital Assets	130,707	45,500	---	---
Other Financing Uses	1,800,000	1,500,000	550,000	---
Total Expenditures and Appropriations	**$ 17,355,553**	**$ 21,529,596**	**$ 21,246,292**	**$ ---**
Net Cost	**$ (1,600,969)**	**$ 21,992,584**	**$ 2,023,560**	**$ ---**

State Controller Schedules	County of Riverside	Schedule 15
County Budget Act	Special Districts and Other Agencies Summary Nonenterprise Financing Sources and Uses by Budget Unit by Object Fiscal Year 2026-27	

Regional Park & Open Space Dis (25400) / Reg Parks-Historical Commission Trust (931111)

Detail by Revenue Category and Expenditure Object	2024-25 Actual	2025-26 Actual [X] Estimated [ ]	2026-27 Recommended	2026-27 Adopted by the Board of Supervisors
1	2	3	4	5
Revenue				
Revenue from the Use of Money & Property	$ 1,546	$ 1,000	$ 500	$ ---
Total Revenue	**$ 1,546**	**$ 1,000**	**$ 500**	**$ ---**
Expense				
Services and Supplies	$ ---	$ 1,000	$ 500	$ ---
Total Expenditures and Appropriations	**$ ---**	**$ 1,000**	**$ 500**	**$ ---**
Net Cost	**$ (1,546)**	**$ ---**	**$ ---**	**$ ---**

State Controller Schedules	County of Riverside	Schedule 15
County Budget Act	Special Districts and Other Agencies Summary Nonenterprise Financing Sources and Uses by Budget Unit by Object Fiscal Year 2026-27	

Regional Park & Open Space Dis (25400) / Reg Parks-Habitat & Open Space Mgmt (931170)

Detail by Revenue Category and Expenditure Object	2024-25 Actual	2025-26 Actual [X] Estimated [ ]	2026-27 Recommended	2026-27 Adopted by the Board of Supervisors
1	2	3	4	5
Net Cost	$ ---	$ ---	$ ---	$ ---

State Controller Schedules	County of Riverside	Schedule 15
County Budget Act	Special Districts and Other Agencies Summary Nonenterprise Financing Sources and Uses by Budget Unit by Object Fiscal Year 2026-27	

Regional Park & Open Space Dis (25400) / Reg Parks-Recreation (931180)

Detail by Revenue Category and Expenditure Object	2024-25 Actual	2025-26 Actual [X] Estimated [ ]	2026-27 Recommended	2026-27 Adopted by the Board of Supervisors
1	2	3	4	5
Expense				
Other Charges	---	---	963	---
Total Expenditures and Appropriations	**$ ---**	**$ ---**	**$ 963**	**$ ---**
Net Cost	**$ ---**	**$ ---**	**$ 963**	**$ ---**

State Controller Schedules	County of Riverside	Schedule 15
County Budget Act	Special Districts and Other Agencies Summary Nonenterprise Financing Sources and Uses by Budget Unit by Object Fiscal Year 2026-27	

Regional Park & Open Space Dis (25400) / Reg Parks-Blythe Parks (931420)

Detail by Revenue Category and Expenditure Object	2024-25 Actual	2025-26 Actual [X] Estimated [ ]	2026-27 Recommended	2026-27 Adopted by the Board of Supervisors
1	2	3	4	5
Revenue				
Revenue from the Use of Money & Property	$ 167,854	$ 248,000	$ 211,000	$ ---
Charges for Current Services	178,915	444,000	174,000	---
Miscellaneous Revenue	2,661	12,200	9,000	---
Total Revenue	**$ 349,430**	**$ 704,200**	**$ 394,000**	**$ ---**
Expense				
Salaries and Employee Benefits	$ 236,593	$ 288,705	$ 283,290	$ ---
Services and Supplies	246,300	313,475	299,395	---
Other Charges	15,105	22,342	22,005	---
Capital Assets	5,984	---	---	---
Total Expenditures and Appropriations	**$ 503,982**	**$ 624,522**	**$ 604,690**	**$ ---**
Net Cost	**$ 154,552**	**$ (79,678)**	**$ 210,690**	**$ ---**

State Controller Schedules	County of Riverside	Schedule 15
County Budget Act	Special Districts and Other Agencies Summary Nonenterprise Financing Sources and Uses by Budget Unit by Object Fiscal Year 2026-27	

Recreation (25420) / Reg Parks-Recreation (931180)

Detail by Revenue Category and Expenditure Object	2024-25 Actual	2025-26 Actual [X] Estimated [ ]	2026-27 Recommended	2026-27 Adopted by the Board of Supervisors
1	2	3	4	5
Net Cost	**$ ---**	**$ ---**	**$ ---**	**$ ---**

State Controller Schedules	County of Riverside	Schedule 15
County Budget Act	Special Districts and Other Agencies Summary Nonenterprise Financing Sources and Uses by Budget Unit by Object Fiscal Year 2026-27	

Habitat/Open Space Mgt-Parks (25430) / Reg Parks-Multi-Species Reserve (931116)

Detail by Revenue Category and Expenditure Object	2024-25 Actual	2025-26 Actual [X] Estimated [ ]	2026-27 Recommended	2026-27 Adopted by the Board of Supervisors
1	2	3	4	5
Net Cost	$ ---	$ ---	$ ---	$ ---

State Controller Schedules	County of Riverside	Schedule 15
County Budget Act	Special Districts and Other Agencies Summary Nonenterprise Financing Sources and Uses by Budget Unit by Object Fiscal Year 2026-27	

Habitat/Open Space Mgt-Parks (25430) / Reg Parks-Habitat & Open Space Mgmt (931170)

Detail by Revenue Category and Expenditure Object	2024-25 Actual	2025-26 Actual [X] Estimated [ ]	2026-27 Recommended	2026-27 Adopted by the Board of Supervisors
1	2	3	4	5
Revenue				
Revenue from the Use of Money & Property	$ 78,938	$ 30,000	$ 55,000	$ ---
Intergovernmental - State	---	100,000	100,000	---
Charges for Current Services	25,000	---	25,000	---
Miscellaneous Revenue	11,963	---	---	---
Other Financing Sources	1,345,345	1,030,000	1,080,000	---
Total Revenue	**$ 1,461,246**	**$ 1,160,000**	**$ 1,260,000**	**$ ---**
Expense				
Salaries and Employee Benefits	$ 740,153	$ 957,437	$ 1,054,469	$ ---
Services and Supplies	422,214	405,090	499,184	---
Other Charges	17,380	22,051	22,644	---
Capital Assets	51,054	26,000	---	---
Total Expenditures and Appropriations	**$ 1,230,801**	**$ 1,410,578**	**$ 1,576,297**	**$ ---**
Net Cost	**$ (230,445)**	**$ 250,578**	**$ 316,297**	**$ ---**

State Controller Schedules	County of Riverside	Schedule 15
County Budget Act	Special Districts and Other Agencies Summary Nonenterprise Financing Sources and Uses by Budget Unit by Object Fiscal Year 2026-27	

Off-Highway Vehicle Mgmt (25440) / Reg Parks-Off Road Vehicle Management (931160)

Detail by Revenue Category and Expenditure Object	2024-25 Actual	2025-26 Actual [X] Estimated [ ]	2026-27 Recommended	2026-27 Adopted by the Board of Supervisors
1	2	3	4	5
Revenue				
Revenue from the Use of Money & Property	$ 18,600	$ 5,000	$ 5,000	$ ---
Intergovernmental - State	84,359	90,000	90,000	---
Total Revenue	**$ 102,959**	**$ 95,000**	**$ 95,000**	**$ ---**
Expense				
Other Financing Uses	$ 100,000	$ 95,000	$ 95,000	$ ---
Total Expenditures and Appropriations	**$ 100,000**	**$ 95,000**	**$ 95,000**	**$ ---**
Net Cost	**$ (2,959)**	**$ ---**	**$ ---**	**$ ---**

State Controller Schedules	County of Riverside	Schedule 15
County Budget Act	Special Districts and Other Agencies Summary Nonenterprise Financing Sources and Uses by Budget Unit by Object Fiscal Year 2026-27	

County Fish and Wildlife (25500) / Reg Parks-Fish and Wildlife Commission (931103)

Detail by Revenue Category and Expenditure Object	2024-25 Actual	2025-26 Actual [X] Estimated [ ]	2026-27 Recommended	2026-27 Adopted by the Board of Supervisors
1	2	3	4	5
Revenue				
Revenue from the Use of Money & Property	$ 1,070	$ 500	$ 500	$ ---
Charges for Current Services	1,815	3,000	5,000	---
Total Revenue	**$ 2,885**	**$ 3,500**	**$ 5,500**	**$ ---**
Expense				
Services and Supplies	$ 2,000	$ 3,500	$ 5,500	$ ---
Total Expenditures and Appropriations	**$ 2,000**	**$ 3,500**	**$ 5,500**	**$ ---**
Net Cost	**$ (885)**	**$ ---**	**$ ---**	**$ ---**

State Controller Schedules	County of Riverside	Schedule 15
County Budget Act	Special Districts and Other Agencies Summary Nonenterprise Financing Sources and Uses by Budget Unit by Object Fiscal Year 2026-27	

Park Residences Util & Maint (25510) / Reg Parks-Park Residences Util & Maint (931108)

Detail by Revenue Category and Expenditure Object	2024-25 Actual	2025-26 Actual [X] Estimated [ ]	2026-27 Recommended	2026-27 Adopted by the Board of Supervisors
1	2	3	4	5
Revenue				
Revenue from the Use of Money & Property	$ 71,025	$ 52,500	$ 69,200	$ ---
Charges for Current Services	19,413	20,000	28,200	---
Total Revenue	**$ 90,438**	**$ 72,500**	**$ 97,400**	**$ ---**
Expense				
Services and Supplies	$ 61,377	$ 173,092	$ 160,850	$ ---
Total Expenditures and Appropriations	**$ 61,377**	**$ 173,092**	**$ 160,850**	**$ ---**
Net Cost	**$ (29,061)**	**$ 100,592**	**$ 63,450**	**$ ---**

State Controller Schedules	County of Riverside	Schedule 15
County Budget Act	Special Districts and Other Agencies Summary Nonenterprise Financing Sources and Uses by Budget Unit by Object Fiscal Year 2026-27	

Multi-Species Reserve (25540) / Reg Parks-Multi-Species Reserve (931116)

Detail by Revenue Category and Expenditure Object	2024-25 Actual	2025-26 Actual [X] Estimated [ ]	2026-27 Recommended	2026-27 Adopted by the Board of Supervisors
1	2	3	4	5
Revenue				
Revenue from the Use of Money & Property	$ 19,241	$ 20,000	$ 10,000	$ ---
Charges for Current Services	389,535	500,000	650,000	---
Other Financing Sources	7,680	---	---	---
Total Revenue	**$ 416,456**	**$ 520,000**	**$ 660,000**	**$ ---**
Expense				
Salaries and Employee Benefits	$ 308,865	$ 432,631	$ 355,545	$ ---
Services and Supplies	117,071	153,278	282,811	---
Other Charges	3,935	4,000	3,831	---
Capital Assets	74,360	99,500	---	---
Total Expenditures and Appropriations	**$ 504,232**	**$ 689,409**	**$ 642,187**	**$ ---**
Net Cost	**$ 87,776**	**$ 169,409**	**$ (17,813)**	**$ ---**

State Controller Schedules	County of Riverside	Schedule 15
County Budget Act	Special Districts and Other Agencies Summary Nonenterprise Financing Sources and Uses by Budget Unit by Object Fiscal Year 2026-27	

Santa Ana Mitigation Bank (25550) / Reg Parks-Santa Ana River Mitigation (931101)

Detail by Revenue Category and Expenditure Object	2024-25 Actual	2025-26 Actual [X] Estimated [ ]	2026-27 Recommended	2026-27 Adopted by the Board of Supervisors
1	2	3	4	5
Revenue				
Revenue from the Use of Money & Property	$ 198,857	$ 100,000	$ 100,000	$ ---
Total Revenue	**$ 198,857**	**$ 100,000**	**$ 100,000**	**$ ---**
Expense				
Services and Supplies	$ 9,243	$ 2,500,000	$ ---	$ ---
Other Financing Uses	100,000	100,000	100,000	---
Total Expenditures and Appropriations	**$ 109,243**	**$ 2,600,000**	**$ 100,000**	**$ ---**
Net Cost	**$ (89,614)**	**$ 2,500,000**	**$ ---**	**$ ---**

State Controller Schedules	County of Riverside	Schedule 15
County Budget Act	Special Districts and Other Agencies Summary Nonenterprise Financing Sources and Uses by Budget Unit by Object Fiscal Year 2026-27	

MSHCP Reserve Management (25590) / Reg Parks-MSHCP Reserve Management (931150)

Detail by Revenue Category and Expenditure Object	2024-25 Actual	2025-26 Actual [X] Estimated [ ]	2026-27 Recommended	2026-27 Adopted by the Board of Supervisors
1	2	3	4	5
Revenue				
Revenue from the Use of Money & Property	$ 5,168	$ ---	$ ---	$ ---
Charges for Current Services	1,728,810	1,996,359	1,990,207	---
Other Financing Sources	6,553	---	---	---
Total Revenue	**$ 1,740,532**	**$ 1,996,359**	**$ 1,990,207**	**$ ---**
Expense				
Salaries and Employee Benefits	$ 975,502	$ 1,290,265	$ 1,177,915	$ ---
Services and Supplies	542,894	693,260	779,891	---
Other Charges	14,915	12,834	14,818	---
Capital Assets	21,557	---	---	---
Total Expenditures and Appropriations	**$ 1,554,867**	**$ 1,996,359**	**$ 1,972,624**	**$ ---**
Net Cost	**$ (185,664)**	**$ (0)**	**$ (17,583)**	**$ ---**

State Controller Schedules	County of Riverside	Schedule 15
County Budget Act	Special Districts and Other Agencies Summary Nonenterprise Financing Sources and Uses by Budget Unit by Object Fiscal Year 2026-27	

Lake Skinner Park (25620) / Reg Parks-Lake Skinner Park (931750)

Detail by Revenue Category and Expenditure Object	2024-25 Actual	2025-26 Actual [X] Estimated [ ]	2026-27 Recommended	2026-27 Adopted by the Board of Supervisors
1	2	3	4	5
Revenue				
Revenue from the Use of Money & Property	$ 448,562	$ 432,000	$ 443,000	$ ---
Charges for Current Services	1,828,475	2,310,000	2,460,000	---
Miscellaneous Revenue	15,813	---	---	---
Other Financing Sources	2,820	---	---	---
Total Revenue	**$ 2,295,669**	**$ 2,742,000**	**$ 2,903,000**	**$ ---**
Expense				
Salaries and Employee Benefits	$ 1,003,666	$ 1,189,213	$ 1,009,413	$ ---
Services and Supplies	1,603,705	1,799,082	2,085,156	---
Other Charges	252,292	264,987	354,161	---
Capital Assets	16,395	1,165,277	---	---
Total Expenditures and Appropriations	**$ 2,876,058**	**$ 4,418,559**	**$ 3,448,730**	**$ ---**
Net Cost	**$ 580,389**	**$ 1,676,559**	**$ 545,730**	**$ ---**

State Controller Schedules	County of Riverside	Schedule 15
County Budget Act	Special Districts and Other Agencies Summary Nonenterprise Financing Sources and Uses by Budget Unit by Object Fiscal Year 2026-27	

RC Children & Famly Commission (25800) / RCCFC - Agency (938001)

Detail by Revenue Category and Expenditure Object	2024-25 Actual	2025-26 Actual [X] Estimated [ ]	2026-27 Recommended	2026-27 Adopted by the Board of Supervisors
1	2	3	4	5
Revenue				
Revenue from the Use of Money & Property	$ 1,811,366	$ 1,408,663	$ 1,395,673	$ ---
Intergovernmental - State	18,256,749	17,539,125	17,072,771	---
Charges for Current Services	5,980,896	5,789,382	6,696,949	---
Miscellaneous Revenue	76,869	930,500	525,000	---
Other Financing Sources	---	211,520	211,520	---
Total Revenue	**$ 26,125,880**	**$ 25,879,190**	**$ 25,901,913**	**$ ---**
Expense				
Salaries and Employee Benefits	$ 7,956,891	$ 8,788,681	$ 9,472,518	$ ---
Services and Supplies	20,241,333	25,758,310	20,484,746	---
Capital Assets	---	75,000	690,957	---
Total Expenditures and Appropriations	**$ 28,198,224**	**$ 34,621,991**	**$ 30,648,221**	**$ ---**
Net Cost	**$ 2,072,343**	**$ 8,742,801**	**$ 4,746,308**	**$ ---**

State Controller Schedules	County of Riverside	Schedule 15
County Budget Act	Special Districts and Other Agencies Summary Nonenterprise Financing Sources and Uses by Budget Unit by Object Fiscal Year 2026-27	

RCCFC Local Government (25810) / RCCFC - Agency (938001)

Detail by Revenue Category and Expenditure Object	2024-25 Actual	2025-26 Actual [X] Estimated [ ]	2026-27 Recommended	2026-27 Adopted by the Board of Supervisors
1	2	3	4	5
Revenue				
Revenue from the Use of Money & Property	$ 90,138	$ ---	$ ---	$ ---
Intergovernmental - Federal	4,580,490	695,636	---	---
Total Revenue	**$ 4,670,628**	**$ 695,636**	**$ ---**	**$ ---**
Expense				
Services and Supplies	$ 4,580,490	$ 695,636	$ ---	$ ---
Total Expenditures and Appropriations	**$ 4,580,490**	**$ 695,636**	**$ ---**	**$ ---**
Net Cost	**$ (90,138)**	**$ ---**	**$ ---**	**$ ---**

State Controller Schedules	County of Riverside	Schedule 15
County Budget Act	Special Districts and Other Agencies Summary Nonenterprise Financing Sources and Uses by Budget Unit by Object Fiscal Year 2026-27	

Co Service Area #143 Qmby (31550) / CSA 143 Rancho CA Park & Recr (914301)

Detail by Revenue Category and Expenditure Object	2024-25 Actual	2025-26 Actual [X] Estimated [ ]	2026-27 Recommended	2026-27 Adopted by the Board of Supervisors
1	2	3	4	5
Revenue				
Revenue from the Use of Money & Property	$ 46,186	$ 28,513	$ 33,380	$ ---
Total Revenue	**$ 46,186**	**$ 28,513**	**$ 33,380**	**$ ---**
Expense				
Services and Supplies	$ ---	$ 75,965	$ 8,380	$ ---
Other Charges	---	5,000	25,000	---
Total Expenditures and Appropriations	**$ ---**	**$ 80,965**	**$ 33,380**	**$ ---**
Net Cost	**$ (46,186)**	**$ 52,452**	**$ ---**	**$ ---**

State Controller Schedules	County of Riverside	Schedule 15
County Budget Act	Special Districts and Other Agencies Summary Nonenterprise Financing Sources and Uses by Budget Unit by Object Fiscal Year 2026-27	

CSA #145 Quimby (31555) / CSA 145 Sun City Park & Recr (914501)

Detail by Revenue Category and Expenditure Object	2024-25 Actual	2025-26 Actual [X] Estimated [ ]	2026-27 Recommended	2026-27 Adopted by the Board of Supervisors
1	2	3	4	5
Revenue				
Revenue from the Use of Money & Property	$ 892	$ ---	$ ---	$ ---
Total Revenue	**$ 892**	**$ ---**	**$ ---**	**$ ---**
Expense				
Other Financing Uses	$ 40,135	$ ---	$ ---	$ ---
Total Expenditures and Appropriations	**$ 40,135**	**$ ---**	**$ ---**	**$ ---**
Net Cost	**$ 39,243**	**$ ---**	**$ ---**	**$ ---**

State Controller Schedules	County of Riverside	Schedule 15
County Budget Act	Special Districts and Other Agencies Summary Nonenterprise Financing Sources and Uses by Budget Unit by Object Fiscal Year 2026-27	

CSA #152 Zone B (31570) / CSA 152 NPDES (915201)

Detail by Revenue Category and Expenditure Object	2024-25 Actual	2025-26 Actual [X] Estimated [ ]	2026-27 Recommended	2026-27 Adopted by the Board of Supervisors
1	2	3	4	5
Revenue				
Revenue from the Use of Money & Property	$ 63,841	$ 11,030	$ 42,588	$ ---
Total Revenue	**$ 63,841**	**$ 11,030**	**$ 42,588**	**$ ---**
Expense				
Services and Supplies	$ 169,499	$ 213,746	$ 239,700	$ ---
Other Charges	607	2,306	2,888	---
Other Financing Uses	46,179	---	---	---
Total Expenditures and Appropriations	**$ 216,285**	**$ 216,052**	**$ 242,588**	**$ ---**
Net Cost	**$ 152,443**	**$ 205,022**	**$ 200,000**	**$ ---**

State Controller Schedules	County of Riverside	Schedule 15
County Budget Act	Special Districts and Other Agencies Summary Nonenterprise Financing Sources and Uses by Budget Unit by Object Fiscal Year 2026-27	

CSA 126 Quimby (32720) / CSA 126 Highgrove Area Lghtg (912601)

Detail by Revenue Category and Expenditure Object	2024-25 Actual	2025-26 Actual [X] Estimated [ ]	2026-27 Recommended	2026-27 Adopted by the Board of Supervisors
1	2	3	4	5
Revenue				
Revenue from the Use of Money & Property	$ 7,136	$ 1,422	$ 5,505	$ ---
Charges for Current Services	---	236,448	---	---
Total Revenue	**$ 7,136**	**$ 237,870**	**$ 5,505**	**$ ---**
Expense				
Services and Supplies	$ ---	$ 450	$ 5,000	$ ---
Other Charges	---	50	505	---
Total Expenditures and Appropriations	**$ ---**	**$ 500**	**$ 5,505**	**$ ---**
Net Cost	**$ (7,136)**	**$ (237,370)**	**$ ---**	**$ ---**

State Controller Schedules	County of Riverside	Schedule 15
County Budget Act	Special Districts and Other Agencies Summary Nonenterprise Financing Sources and Uses by Budget Unit by Object Fiscal Year 2026-27	

CSA 146 Quimby (32730) / CSA 146 Lakeview Park & Recr (914601)

Detail by Revenue Category and Expenditure Object	2024-25 Actual	2025-26 Actual [X] Estimated [ ]	2026-27 Recommended	2026-27 Adopted by the Board of Supervisors
1	2	3	4	5
Revenue				
Revenue from the Use of Money & Property	$ 3,853	$ 721	$ 2,784	$ ---
Total Revenue	**$ 3,853**	**$ 721**	**$ 2,784**	**$ ---**
Expense				
Services and Supplies	$ ---	$ 257	$ 2,784	$ ---
Total Expenditures and Appropriations	**$ ---**	**$ 257**	**$ 2,784**	**$ ---**
Net Cost	**$ (3,853)**	**$ (464)**	**$ ---**	**$ ---**

State Controller Schedules	County of Riverside	Schedule 15
County Budget Act	Special Districts and Other Agencies Summary Nonenterprise Financing Sources and Uses by Budget Unit by Object Fiscal Year 2026-27	

CSA 152 Cajalco Corridor Quimby (32740) / CSA 152 NPDES (915201)

Detail by Revenue Category and Expenditure Object	2024-25 Actual	2025-26 Actual [X] Estimated [ ]	2026-27 Recommended	2026-27 Adopted by the Board of Supervisors
1	2	3	4	5
Revenue				
Revenue from the Use of Money & Property	$ 54,335	$ 4,434	$ 15,096	$ ---
Total Revenue	**$ 54,335**	**$ 4,434**	**$ 15,096**	**$ ---**
Expense				
Services and Supplies	$ 789,717	$ 37,500	$ 10,764	$ ---
Other Charges	29,463	3,869	4,332	---
Total Expenditures and Appropriations	**$ 819,180**	**$ 41,369**	**$ 15,096**	**$ ---**
Net Cost	**$ 764,845**	**$ 36,935**	**$ ---**	**$ ---**

State Controller Schedules	County of Riverside	Schedule 15
County Budget Act	Special Districts and Other Agencies Summary Nonenterprise Financing Sources and Uses by Budget Unit by Object Fiscal Year 2026-27	

FC-Capital Project Fund (33000) / Flood Control- Capital Projects (947100)

Detail by Revenue Category and Expenditure Object	2024-25 Actual	2025-26 Actual [X] Estimated [ ]	2026-27 Recommended	2026-27 Adopted by the Board of Supervisors
1	2	3	4	5
Revenue				
Revenue from the Use of Money & Property	$ 1,720	$ 500	$ 515	$ ---
Other Financing Sources	375,468	2,162,000	11,181,040	---
Total Revenue	**$ 377,188**	**$ 2,162,500**	**$ 11,181,555**	**$ ---**
Expense				
Capital Assets	$ 145,985	$ 2,161,032	$ 11,181,040	$ ---
Total Expenditures and Appropriations	**$ 145,985**	**$ 2,161,032**	**$ 11,181,040**	**$ ---**
Net Cost	**$ (231,204)**	**$ (1,468)**	**$ (515)**	**$ ---**

State Controller Schedules	County of Riverside	Schedule 15
County Budget Act	Special Districts and Other Agencies Summary Nonenterprise Financing Sources and Uses by Budget Unit by Object Fiscal Year 2026-27	

Park Acq & Dev, District (33100) / Reg Parks-Park Acq & Dev, District (931105)

Detail by Revenue Category and Expenditure Object	2024-25 Actual	2025-26 Actual [X] Estimated [ ]	2026-27 Recommended	2026-27 Adopted by the Board of Supervisors
1	2	3	4	5
Revenue				
Revenue from the Use of Money & Property	$ 138,512	$ ---	$ ---	$ ---
Intergovernmental - State	4,682,744	16,850,000	6,850,000	---
Miscellaneous Revenue	35,724	---	---	---
Other Financing Sources	1,887,049	10,915,341	9,500,000	---
Total Revenue	**$ 6,744,029**	**$ 27,765,341**	**$ 16,350,000**	**$ ---**
Expense				
Services and Supplies	$ 266,620	$ 1,291,363	$ 750,000	$ ---
Other Charges	1,885,623	1,022,606	1,023,583	---
Capital Assets	1,570,081	22,482,584	14,576,417	---
Total Expenditures and Appropriations	**$ 3,722,325**	**$ 24,796,553**	**$ 16,350,000**	**$ ---**
Net Cost	**$ (3,021,704)**	**$ (2,968,788)**	**$ ---**	**$ ---**

State Controller Schedules	County of Riverside	Schedule 15
County Budget Act	Special Districts and Other Agencies Summary Nonenterprise Financing Sources and Uses by Budget Unit by Object Fiscal Year 2026-27	

Park Acq & Dev, Grants (33110) / Reg Parks-Prop 40 Capital Dev Parks (931121)

Detail by Revenue Category and Expenditure Object	2024-25 Actual	2025-26 Actual [X] Estimated [ ]	2026-27 Recommended	2026-27 Adopted by the Board of Supervisors
1	2	3	4	5
Revenue				
Revenue from the Use of Money & Property	$ 24,684	$ ---	$ ---	$ ---
Total Revenue	**$ 24,684**	**$ ---**	**$ ---**	**$ ---**
Expense				
Other Financing Uses	$ ---	$ 3,428,883	$ ---	$ ---
Total Expenditures and Appropriations	**$ ---**	**$ 3,428,883**	**$ ---**	**$ ---**
Net Cost	**$ (24,684)**	**$ 3,428,883**	**$ ---**	**$ ---**

State Controller Schedules	County of Riverside	Schedule 15
County Budget Act	Special Districts and Other Agencies Summary Nonenterprise Financing Sources and Uses by Budget Unit by Object Fiscal Year 2026-27	

Park Acq & Dev, DIF (33120) / Reg Parks-West Co Parks - DIF (931122)

Detail by Revenue Category and Expenditure Object	2024-25 Actual	2025-26 Actual [X] Estimated [ ]	2026-27 Recommended	2026-27 Adopted by the Board of Supervisors
1	2	3	4	5
Revenue				
Revenue from the Use of Money & Property	$ 115	$ ---	$ ---	$ ---
Other Financing Sources	---	100	---	---
Total Revenue	**$ 115**	**$ 100**	**$ ---**	**$ ---**
Expense				
Other Financing Uses	$ ---	$ 300	$ ---	$ ---
Total Expenditures and Appropriations	**$ ---**	**$ 300**	**$ ---**	**$ ---**
Net Cost	**$ (115)**	**$ 200**	**$ ---**	**$ ---**

State Controller Schedules	County of Riverside	Schedule 15
County Budget Act	Special Districts and Other Agencies Summary Nonenterprise Financing Sources and Uses by Budget Unit by Object Fiscal Year 2026-27	

Park Acq & Dev, DIF (33120) / Reg Parks-Park Acq & Dev, DIF (931800)

Detail by Revenue Category and Expenditure Object	2024-25 Actual	2025-26 Actual [X] Estimated [ ]	2026-27 Recommended	2026-27 Adopted by the Board of Supervisors
1	2	3	4	5
Revenue				
Revenue from the Use of Money & Property	$ 86	$ ---	$ ---	$ ---
Total Revenue	**$ 86**	**$ ---**	**$ ---**	**$ ---**
Expense				
Other Financing Uses	$ ---	$ 510,343	$ ---	$ ---
Total Expenditures and Appropriations	**$ ---**	**$ 510,343**	**$ ---**	**$ ---**
Net Cost	**$ (86)**	**$ 510,343**	**$ ---**	**$ ---**

State Controller Schedules	County of Riverside	Schedule 15
County Budget Act	Special Districts and Other Agencies Summary Nonenterprise Financing Sources and Uses by Budget Unit by Object Fiscal Year 2026-27	

Capital Finance Administration (35900) / CORAL-Capital Finance Administration (925001)

Detail by Revenue Category and Expenditure Object	2024-25 Actual	2025-26 Actual [X] Estimated [ ]	2026-27 Recommended	2026-27 Adopted by the Board of Supervisors
1	2	3	4	5
Revenue				
Other Financing Sources	43	---	---	---
Total Revenue	**$ 43**	**$ ---**	**$ ---**	**$ ---**
Expense				
Services and Supplies	$ 64,023	$ 92,000	$ 101,000	$ ---
Other Charges	26,024	33,000	33,129	---
Other Financing Uses	---	30,000	24,000	---
Total Expenditures and Appropriations	**$ 90,047**	**$ 155,000**	**$ 158,129**	**$ ---**
Net Cost	**$ 90,003**	**$ 155,000**	**$ 158,129**	**$ ---**

State Controller Schedules	County of Riverside	Schedule 15
County Budget Act	Special Districts and Other Agencies Summary Nonenterprise Financing Sources and Uses by Budget Unit by Object Fiscal Year 2026-27	

Flood - Zone 4 Debt Service (38530) / Flood Control-Zone 4 Debt Service (947350)

Detail by Revenue Category and Expenditure Object	2024-25 Actual	2025-26 Actual [X] Estimated [ ]	2026-27 Recommended	2026-27 Adopted by the Board of Supervisors
1	2	3	4	5
Revenue				
Revenue from the Use of Money & Property	$ 9,818	$ ---	$ ---	$ ---
Other Financing Sources	2,818,875	---	---	---
Total Revenue	**$ 2,828,693**	**$ ---**	**$ ---**	**$ ---**
Expense				
Other Charges	$ 2,818,875	$ ---	$ ---	$ ---
Total Expenditures and Appropriations	**$ 2,818,875**	**$ ---**	**$ ---**	**$ ---**
Net Cost	**$ (9,818)**	**$ ---**	**$ ---**	**$ ---**

State Controller Schedules	County of Riverside	Schedule 15
County Budget Act	Special Districts and Other Agencies Summary Nonenterprise Financing Sources and Uses by Budget Unit by Object Fiscal Year 2026-27	

Perris Valley Cemetery Endowmt (39810) / Perris Valley Cemetery Endow (980502)

Detail by Revenue Category and Expenditure Object	2024-25 Actual	2025-26 Actual [X] Estimated [ ]	2026-27 Recommended	2026-27 Adopted by the Board of Supervisors
1	2	3	4	5
Revenue				
Revenue from the Use of Money & Property	$ 104,682	$ 81,052	$ 81,052	$ ---
Charges for Current Services	158,450	127,300	127,300	---
Total Revenue	**$ 263,132**	**$ 208,352**	**$ 208,352**	**$ ---**
Net Cost	**$ (263,132)**	**$ (208,352)**	**$ (208,352)**	**$ ---**

State Controller Schedules	County of Riverside	Schedule 15
County Budget Act	Special Districts and Other Agencies Summary Nonenterprise Financing Sources and Uses by Budget Unit by Object Fiscal Year 2026-27	

Hydrology Services (48000) / Flood Control-Hydrology (947240)

Detail by Revenue Category and Expenditure Object	2024-25 Actual	2025-26 Actual [X] Estimated [ ]	2026-27 Recommended	2026-27 Adopted by the Board of Supervisors
1	2	3	4	5
Revenue				
Revenue from the Use of Money & Property	$ 11,075	$ 8,606	$ 8,778	$ ---
Charges for Current Services	1,403,261	1,276,038	1,826,554	---
Total Revenue	**$ 1,414,336**	**$ 1,284,644**	**$ 1,835,332**	**$ ---**
Expense				
Salaries and Employee Benefits	$ 543,413	$ 535,985	$ 703,909	$ ---
Services and Supplies	779,376	652,261	970,705	---
Other Charges	89,782	57,792	62,950	---
Capital Assets	---	30,000	89,000	---
Total Expenditures and Appropriations	**$ 1,412,570**	**$ 1,276,038**	**$ 1,826,564**	**$ ---**
Net Cost	**$ (1,766)**	**$ (8,606)**	**$ (8,768)**	**$ ---**

State Controller Schedules	County of Riverside	Schedule 15
County Budget Act	Special Districts and Other Agencies Summary Nonenterprise Financing Sources and Uses by Budget Unit by Object Fiscal Year 2026-27	

Garage-Fleet Operations (48020) / Flood Control-Garage & Fleet Operations (947260)

Detail by Revenue Category and Expenditure Object	2024-25 Actual	2025-26 Actual [X] Estimated [ ]	2026-27 Recommended	2026-27 Adopted by the Board of Supervisors
1	2	3	4	5
Revenue				
Revenue from the Use of Money & Property	$ 3,896,802	$ 4,009,922	$ 4,608,960	$ ---
Miscellaneous Revenue	2,044	1,192	1,000	---
Other Financing Sources	---	33,612	50,000	---
Total Revenue	**$ 3,898,846**	**$ 4,044,726**	**$ 4,659,960**	**$ ---**
Expense				
Salaries and Employee Benefits	$ 1,081,590	$ 920,568	$ 1,652,911	$ ---
Services and Supplies	1,783,413	1,966,137	2,186,890	---
Other Charges	1,644,943	1,903,945	2,116,540	---
Capital Assets	---	2,462,516	2,462,000	---
Total Expenditures and Appropriations	**$ 4,509,946**	**$ 7,253,166**	**$ 8,418,341**	**$ ---**
Net Cost	**$ 611,100**	**$ 3,208,440**	**$ 3,758,381**	**$ ---**

State Controller Schedules	County of Riverside	Schedule 15
County Budget Act	Special Districts and Other Agencies Summary Nonenterprise Financing Sources and Uses by Budget Unit by Object Fiscal Year 2026-27	

Project-Maintenance Operation (48040) / Flood Control-Project Maint Ops (947280)

Detail by Revenue Category and Expenditure Object	2024-25 Actual	2025-26 Actual [X] Estimated [ ]	2026-27 Recommended	2026-27 Adopted by the Board of Supervisors
1	2	3	4	5
Revenue				
Revenue from the Use of Money & Property	$ 3,520	$ 6,500	$ 6,695	$ ---
Charges for Current Services	252,474	330,000	530,210	---
Total Revenue	**$ 255,995**	**$ 336,500**	**$ 536,905**	**$ ---**
Expense				
Salaries and Employee Benefits	$ ---	$ 0	$ 2,028	$ ---
Services and Supplies	298,278	330,785	541,310	---
Total Expenditures and Appropriations	**$ 298,278**	**$ 330,785**	**$ 543,338**	**$ ---**
Net Cost	**$ 42,283**	**$ (5,715)**	**$ 6,433**	**$ ---**

State Controller Schedules	County of Riverside	Schedule 15
County Budget Act	Special Districts and Other Agencies Summary Nonenterprise Financing Sources and Uses by Budget Unit by Object Fiscal Year 2026-27	

Data Processing (48080) / Flood Control-Data Processing (947320)

Detail by Revenue Category and Expenditure Object	2024-25 Actual	2025-26 Actual [X] Estimated [ ]	2026-27 Recommended	2026-27 Adopted by the Board of Supervisors
1	2	3	4	5
Revenue				
Revenue from the Use of Money & Property	$ 3,926,695	$ 3,728,038	$ 4,399,200	$ ---
Charges for Current Services	485,083	506,407	190,236	---
Miscellaneous Revenue	223,201	212,140	211,500	---
Total Revenue	**$ 4,634,980**	**$ 4,446,585**	**$ 4,800,936**	**$ ---**
Expense				
Salaries and Employee Benefits	$ 931,793	$ 1,141,136	$ 1,494,812	$ ---
Services and Supplies	3,073,432	3,267,067	3,600,856	---
Other Charges	268,653	258,342	358,183	---
Capital Assets	---	18,548	100,000	---
Total Expenditures and Appropriations	**$ 4,273,878**	**$ 4,685,093**	**$ 5,553,851**	**$ ---**
Net Cost	**$ (361,102)**	**$ 238,508**	**$ 752,915**	**$ ---**


COUNTY OF RIVERSIDE
MAY 9, 1893

State Controller Schedules	County of Riverside	Schedule 15E
County Budget Act	Financing Sources for Special District Enterprise Funds Fiscal Year 2026-27	

Fund Title: **40250 - WRMD Operating**

DeptID: **943001**

Function, Activity, Budget Unit	2024-25 Actual	2025-26 Actual / Estimated (X)	2026-27 Recommended	2026-27 Adopted by the Board of Supervisors
1	2	3	4	5
Operating Revenue				
Revenue from the Use of Money & Property	$ 15,383	$ ---	$ ---	$ ---
Miscellaneous Revenue	1,004,019	429,977	506,211	---
Total Operating Revenues	**$ 1,019,402**	**$ 429,977**	**$ 506,211**	**$ ---**
Operating Expense				
Salaries and Employee Benefits	$ 988,985	$ 419,719	$ 434,801	$ ---
Services and Supplies	15,034	10,258	71,410	---
Total Operating Expenses	**$ 1,004,019**	**$ 429,977**	**$ 506,211**	**$ ---**
Operating Income (Loss)	**$ 15,383**	**$ (0)**	**$ ---**	**$ ---**
Nonoperating Revenues (Expenses)				
Revenue from the Use of Money & Property	$ 39,215	$ 38,133	$ 30,000	$ ---
Total Nonoperating Revenues (Expenses)	**$ 39,215**	**$ 38,133**	**$ 30,000**	**$ ---**
Income Before Capital Contributions and Transfers				
	$ ---	$ ---	$ ---	$ ---
Change in Net Position	**$ 54,598**	**$ 38,133**	**$ 30,000**	**$ ---**
Net Position - Beginning Balance	**$ 1,086,949**	**$ 1,141,547**	**$ 1,179,679**	**$ ---**
Net Balance - Ending Balance	**$ 1,141,547**	**$ 1,179,679**	**$ 1,209,679**	**$ ---**
Capital Assets				
	---	---	---	---
Total Capital Assets	**$ ---**	**$ ---**	**$ ---**	**$ ---**

State Controller Schedules	County of Riverside	Schedule 15E
County Budget Act	Financing Sources for Special District Enterprise Funds Fiscal Year 2026-27	

Fund Title: **40400 - Co Service Area #122 Water**

DeptID: **912211**

Function, Activity, Budget Unit	2024-25 Actual	2025-26 Actual / Estimated (X)	2026-27 Recommended	2026-27 Adopted by the Board of Supervisors
1	2	3	4	5
Operating Revenue				
Revenue from the Use of Money & Property	$ 3,174	$ ---	$ ---	$ ---
Charges for Current Services	308,441	218,166	307,693	---
Miscellaneous Revenue	2,280	---	---	---
Total Operating Revenues	**$ 313,895**	**$ 218,166**	**$ 307,693**	**$ ---**
Operating Expense				
Services and Supplies	$ 325,477	$ 326,166	$ 316,448	$ ---
Other Charges	---	50	---	---
Total Operating Expenses	**$ 325,477**	**$ 326,216**	**$ 316,448**	**$ ---**
Operating Income (Loss)	**$ (11,582)**	**$ (108,050)**	**$ (8,755)**	**$ ---**
Nonoperating Revenues (Expenses)				
Revenue from the Use of Money & Property	$ 6,591	$ 17,022	$ 8,755	$ ---
Total Nonoperating Revenues (Expenses)	**$ 6,591**	**$ 17,022**	**$ 8,755**	**$ ---**
Income Before Capital Contributions and Transfers				
	$ ---	$ ---	$ ---	$ ---
Change in Net Position	**$ (4,991)**	**$ (91,028)**	**$ ---**	**$ ---**
Net Position - Beginning Balance	**$ 195,823**	**$ 190,832**	**$ 99,804**	**$ ---**
Net Balance - Ending Balance	**$ 190,832**	**$ 99,804**	**$ 99,804**	**$ ---**
Capital Assets				
	---	---	---	---
Total Capital Assets	**$ ---**	**$ ---**	**$ ---**	**$ ---**

State Controller Schedules	County of Riverside	Schedule 15E
County Budget Act	Financing Sources for Special District Enterprise Funds Fiscal Year 2026-27	

Fund Title: **40440 - CSA #62 Water-Sewer**

DeptID: **906203**

Function, Activity, Budget Unit	2024-25 Actual	2025-26 Actual [ ] Estimated [X]	2026-27 Recommended	2026-27 Adopted by the Board of Supervisors
1	2	3	4	5
Operating Revenue				
Taxes	$ 11,661	$ 7,273	$ 11,920	$ ---
Revenue from the Use of Money & Property	42,170	---	---	---
Intergovernmental - State	25	36	25	---
Charges for Current Services	170,488	176,750	161,648	---
Miscellaneous Revenue	28,215	21,366	27,933	---
Other Financing Sources	1,248	---	---	---
Total Operating Revenues	**$ 253,808**	**$ 205,425**	**$ 201,526**	**$ ---**
Operating Expense				
Services and Supplies	$ 391,398	$ 324,104	$ 314,558	$ ---
Other Charges	9,078	9,084	221,744	---
Total Operating Expenses	**$ 400,477**	**$ 333,188**	**$ 536,302**	**$ ---**
Operating Income (Loss)	**$ (146,669)**	**$ (127,763)**	**$ (334,776)**	**$ ---**
Nonoperating Revenues (Expenses)				
Revenue from the Use of Money & Property	$ 131,327	$ 110,161	$ 121,316	$ ---
Total Nonoperating Revenues (Expenses)	**$ 131,327**	**$ 110,161**	**$ 121,316**	**$ ---**
Income Before Capital Contributions and Transfers				
	$ ---	$ ---	$ ---	$ ---
Change in Net Position	**$ (15,342)**	**$ (17,602)**	**$ (213,460)**	**$ ---**
Net Position - Beginning Balance	**$ 3,424,489**	**$ 3,409,147**	**$ 3,391,545**	**$ ---**
Net Balance - Ending Balance	**$ 3,409,147**	**$ 3,391,545**	**$ 3,178,085**	**$ ---**
Capital Assets				
Capital Assets	(234)	---	---	---
Total Capital Assets	**$ (234)**	**$ ---**	**$ ---**	**$ ---**

State Controller Schedules	County of Riverside	Schedule 15E
County Budget Act	Financing Sources for Special District Enterprise Funds Fiscal Year 2026-27	

Fund Title: **40650 - Photogrammetry Operation**

DeptID: **947120**

Function, Activity, Budget Unit	2024-25 Actual	2025-26 Actual / Estimated (X)	2026-27 Recommended	2026-27 Adopted by the Board of Supervisors
1	2	3	4	5
Operating Revenue				
Revenue from the Use of Money & Property	$ 978	$ ---	$ ---	$ ---
Charges for Current Services	92,707	136,500	241,500	---
Total Operating Revenues	**$ 93,684**	**$ 136,500**	**$ 241,500**	**$ ---**
Operating Expense				
Salaries and Employee Benefits	$ 133,375	$ 97,943	$ 170,804	$ ---
Services and Supplies	14,376	47,606	44,886	---
Other Charges	11,857	11,857	9,155	---
Total Operating Expenses	**$ 159,609**	**$ 157,406**	**$ 224,845**	**$ ---**
Operating Income (Loss)	**$ (65,924)**	**$ (20,906)**	**$ 16,655**	**$ ---**
Nonoperating Revenues (Expenses)				
Revenue from the Use of Money & Property	$ 1,537	$ 2,000	$ 2,060	$ ---
Total Nonoperating Revenues (Expenses)	**$ 1,537**	**$ 2,000**	**$ 2,060**	**$ ---**
Income Before Capital Contributions and Transfers				
	$ ---	$ ---	$ ---	$ ---
Change in Net Position	**$ (64,388)**	**$ (18,906)**	**$ 18,715**	**$ ---**
Net Position - Beginning Balance	**$ 105,885**	**$ 41,497**	**$ 22,592**	**$ ---**
Net Balance - Ending Balance	**$ 41,497**	**$ 22,592**	**$ 41,307**	**$ ---**
Capital Assets				
Capital Assets	---	---	15,000	---
Total Capital Assets	**$ ---**	**$ ---**	**$ 15,000**	**$ ---**

State Controller Schedules	County of Riverside	Schedule 15E
County Budget Act	Financing Sources for Special District Enterprise Funds Fiscal Year 2026-27	

Fund Title: **40660 - Subdivision Operation**

DeptID: **947140**

Function, Activity, Budget Unit	2024-25 Actual	2025-26 Actual [ ] Estimated [X]	2026-27 Recommended	2026-27 Adopted by the Board of Supervisors
1	2	3	4	5
Operating Revenue				
Revenue from the Use of Money & Property	$ 94,785	$ ---	$ ---	$ ---
Charges for Current Services	2,631,563	2,120,437	3,458,364	---
Miscellaneous Revenue	13,290	---	---	---
Total Operating Revenues	**$ 2,739,638**	**$ 2,120,437**	**$ 3,458,364**	**$ ---**
Operating Expense				
Salaries and Employee Benefits	$ 653,493	$ 571,235	$ 1,170,505	$ ---
Services and Supplies	1,780,094	1,656,470	1,967,281	---
Other Charges	---	---	3,000	---
Intrafund Transfers	(208,424)	(250,000)	(250,000)	---
Total Operating Expenses	**$ 2,225,164**	**$ 1,977,705**	**$ 2,890,786**	**$ ---**
Operating Income (Loss)	**$ 514,474**	**$ 142,732**	**$ 567,578**	**$ ---**
Nonoperating Revenues (Expenses)				
Revenue from the Use of Money & Property	$ 302,018	$ 160,000	$ 164,800	$ ---
Total Nonoperating Revenues (Expenses)	**$ 302,018**	**$ 160,000**	**$ 164,800**	**$ ---**
Income Before Capital Contributions and Transfers				
	$ ---	$ ---	$ ---	$ ---
Change in Net Position	**$ 816,493**	**$ 302,732**	**$ 732,378**	**$ ---**
Net Position - Beginning Balance	**$ (978,408)**	**$ (161,915)**	**$ 140,816**	**$ ---**
Net Balance - Ending Balance	**$ (161,915)**	**$ 140,816**	**$ 873,194**	**$ ---**
Capital Assets				
	---	---	---	---
Total Capital Assets	**$ ---**	**$ ---**	**$ ---**	**$ ---**

State Controller Schedules	County of Riverside	Schedule 15E
County Budget Act	Financing Sources for Special District Enterprise Funds Fiscal Year 2026-27	

Fund Title: **40670 - Encroachment Permits**

DeptID: **947160**

Function, Activity, Budget Unit	2024-25 Actual	2025-26 Actual / Estimated (X)	2026-27 Recommended	2026-27 Adopted by the Board of Supervisors
1	2	3	4	5
Operating Revenue				
Revenue from the Use of Money & Property	$ 6,367	$ ---	$ ---	$ ---
Charges for Current Services	564,918	553,814	750,000	---
Total Operating Revenues	**$ 571,285**	**$ 553,814**	**$ 750,000**	**$ ---**
Operating Expense				
Salaries and Employee Benefits	$ 438,041	$ 443,425	$ 488,958	$ ---
Services and Supplies	216,127	142,829	159,138	---
Intrafund Transfers	(49,296)	(40,000)	(45,000)	---
Total Operating Expenses	**$ 604,872**	**$ 546,254**	**$ 603,096**	**$ ---**
Operating Income (Loss)	**$ (33,587)**	**$ 7,560**	**$ 146,904**	**$ ---**
Nonoperating Revenues (Expenses)				
Revenue from the Use of Money & Property	$ 19,641	$ 11,550	$ 11,897	$ ---
Total Nonoperating Revenues (Expenses)	**$ 19,641**	**$ 11,550**	**$ 11,897**	**$ ---**
Income Before Capital Contributions and Transfers				
	$ ---	$ ---	$ ---	$ ---
Change in Net Position	**$ (13,946)**	**$ 19,110**	**$ 158,801**	**$ ---**
Net Position - Beginning Balance	**$ 52,942**	**$ 38,996**	**$ 58,107**	**$ ---**
Net Balance - Ending Balance	**$ 38,996**	**$ 58,107**	**$ 216,908**	**$ ---**
Capital Assets				
	---	---	---	---
Total Capital Assets	**$ ---**	**$ ---**	**$ ---**	**$ ---**

RivCoNOW
COMMUNITY NOW. SERVICES NOW.

Fiscal Year 2026/27
Hearing on Recommended Budget

Board of Supervisors Meeting
Agenda Item 1.1
June 8, 2026

Today's Presentation



1. Key Takeaways
2. Fiscal Environment
3. Budget Development Process
4. Recommendations
5. What to Expect Today

RivCoNOW
COMMUNITY NOW. SERVICES NOW.

Key Takeaways

Key Takeaways

- Recommended budget is **$10.3 billion**, a 3.4% increase.
- The **Discretionary General Fund** budget is **not** structurally **balanced**.
- Recommended use of **$66* million from General Fund reserves**.
- Use of **operational controls to limit reliance on reserves**, including:

    1. A **hiring freeze** for departments that receive Discretionary General Fund revenue (except as described below) and internal support departments; or
    2. A **maximum fill rate** for selected classifications and/or departments, including elected officials, DPSS, RUHS Behavioral Health, RUHS Medical Center & Clinics, RUHS Correctional & Detention Health, Animal Services, and Registrar of Voters; and
    3. Use of **"just in time" funding** to meet the needs of departments throughout the fiscal year as we implement other strategies, and with the expectation that General Fund revenue will increase through the year above current projections.

* Approximately 10% of projected reserves balance as of 06/02/26

Fiscal Environment

Fiscal Environment: Growth Continues, But Slowing

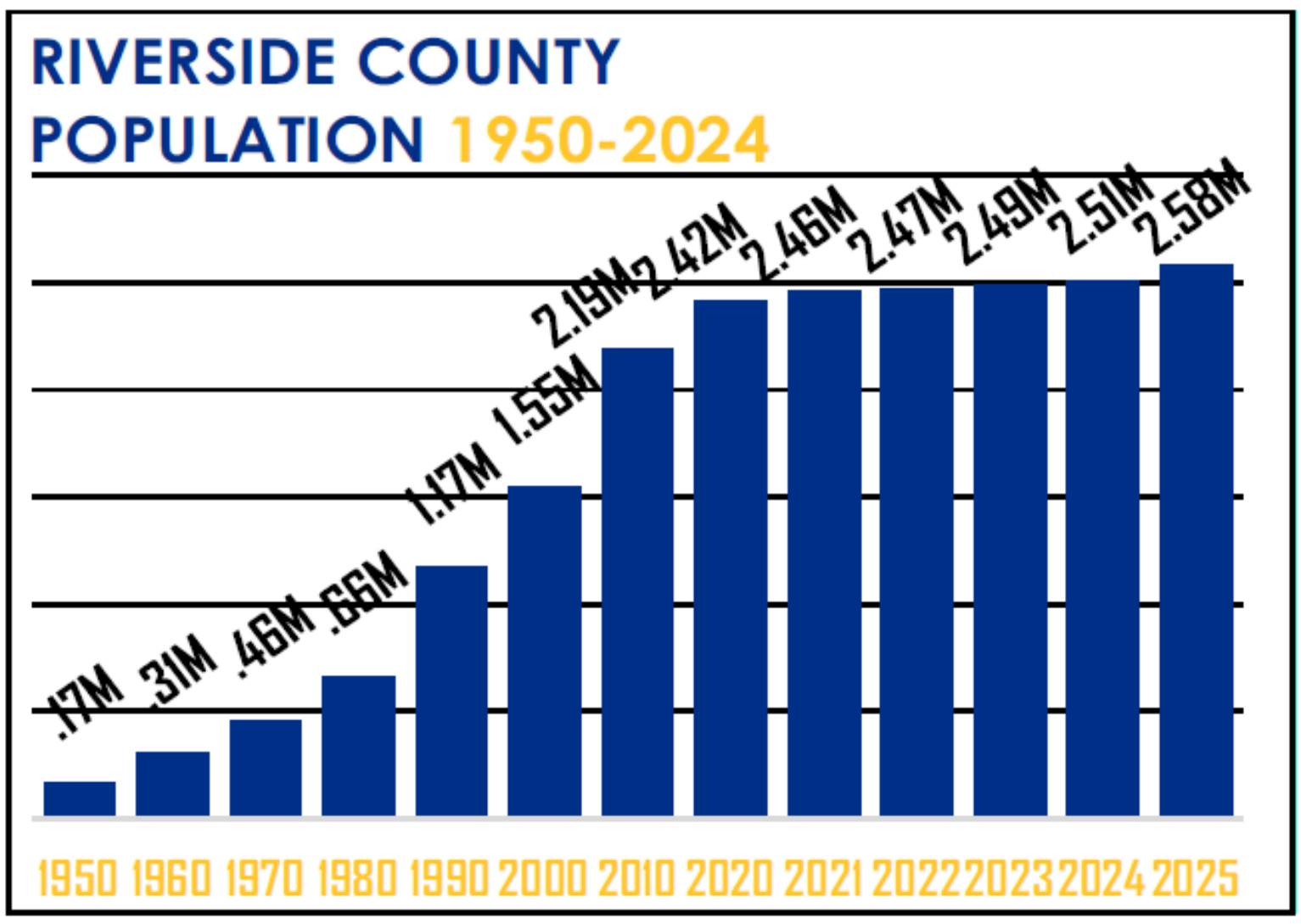

Riverside County Population				
	1990	2000	2010	2025 Est.
Banning	20,572	23,562	29,603	32,983
Beaumont	9,685	11,384	36,877	62,597
Blythe	8,448	20,465	20,817	17,083
Calimesa	N/A	7,139	7,879	11,617
Canyon Lake	N/A	9,952	10,561	11,199
Cathedral City	30,085	42,647	51,200	52,961
Coachella	16,896	22,724	40,704	46,744
Corona	75,943	124,996	152,374	163,635
Desert Hot Springs	11,668	16,582	25,938	34,598
Eastvale	N/A	N/A	N/A	71,107
Hemet	36,094	58,812	78,657	94,443
Indian Wells	2,647	3,816	4,958	5,093
Indio	36,850	49,116	76,036	96,674
Jurupa Valley	N/A	N/A	N/A	109,553
Lake Elsinore	18,316	28,930	51,821	75,110
La Quinta	11,215	23,694	37,467	40,990
Menifee	N/A	N/A	77,519	123,952
Moreno Valley	118,779	142,379	193,365	216,447
Murrieta	N/A	44,282	103,466	113,237
Norco	23,302	24,157	27,063	25,401
Palm Desert	23,252	41,155	48,445	54,122
Palm Springs	40,144	42,805	44,552	45,856
Perris	21,500	36,189	68,386	85,134
Rancho Mirage	9,778	13,249	17,218	18,480
Riverside	226,546	255,166	303,871	327,868
San Jacinto	16,210	23,779	44,199	56,174
Temecula	27,099	57,716	100,097	113,604
Wildomar	N/A	N/A	32,176	38,141
Incorporated	785,029	1,124,666	1,685,249	2,144,803
Unincorporated	385,384	420,721	504,392	437,898
Riverside County	1,170,413	1,545,387	2,189,641	2,582,701

Fiscal Environment: Growth Continues, But Slowing

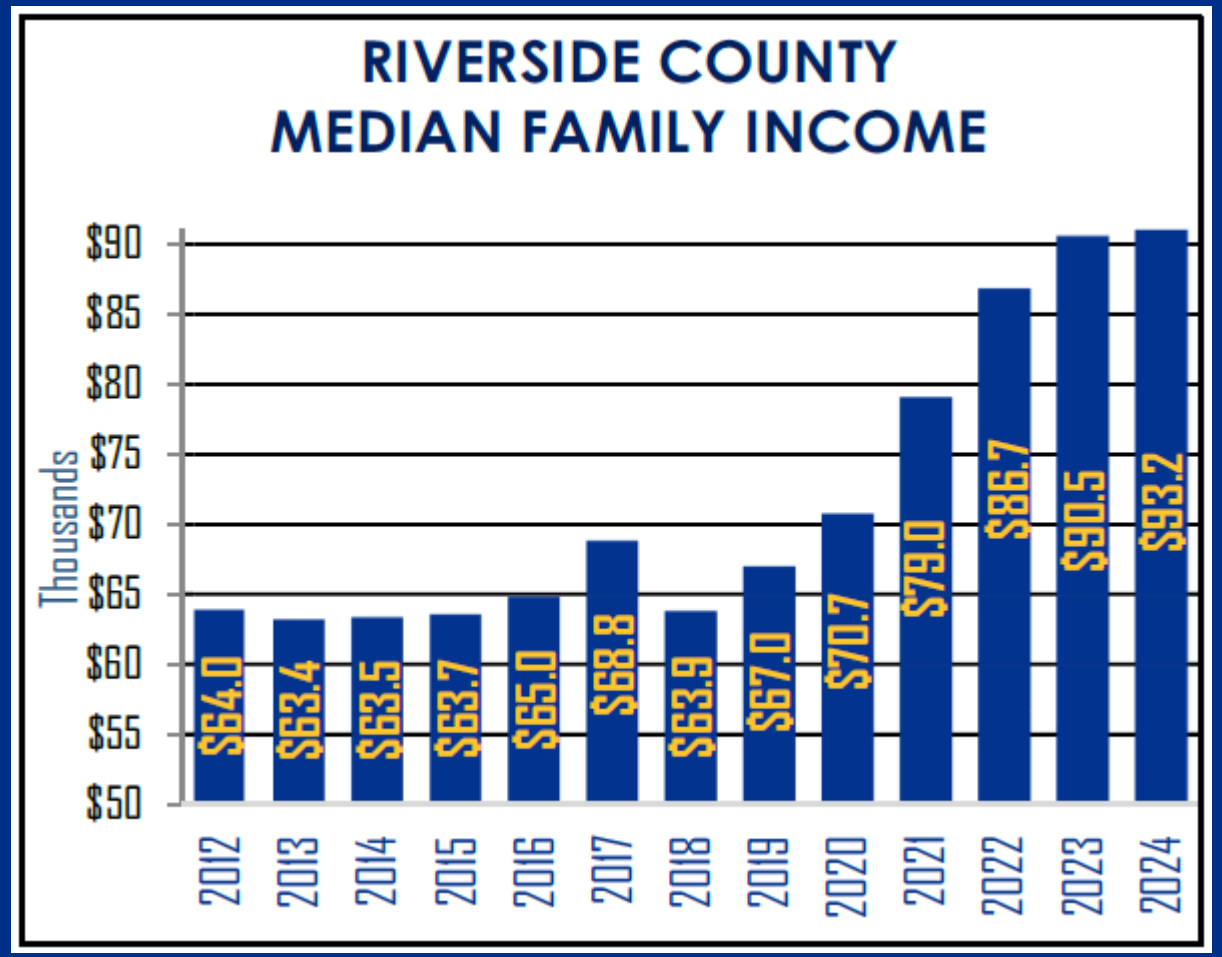

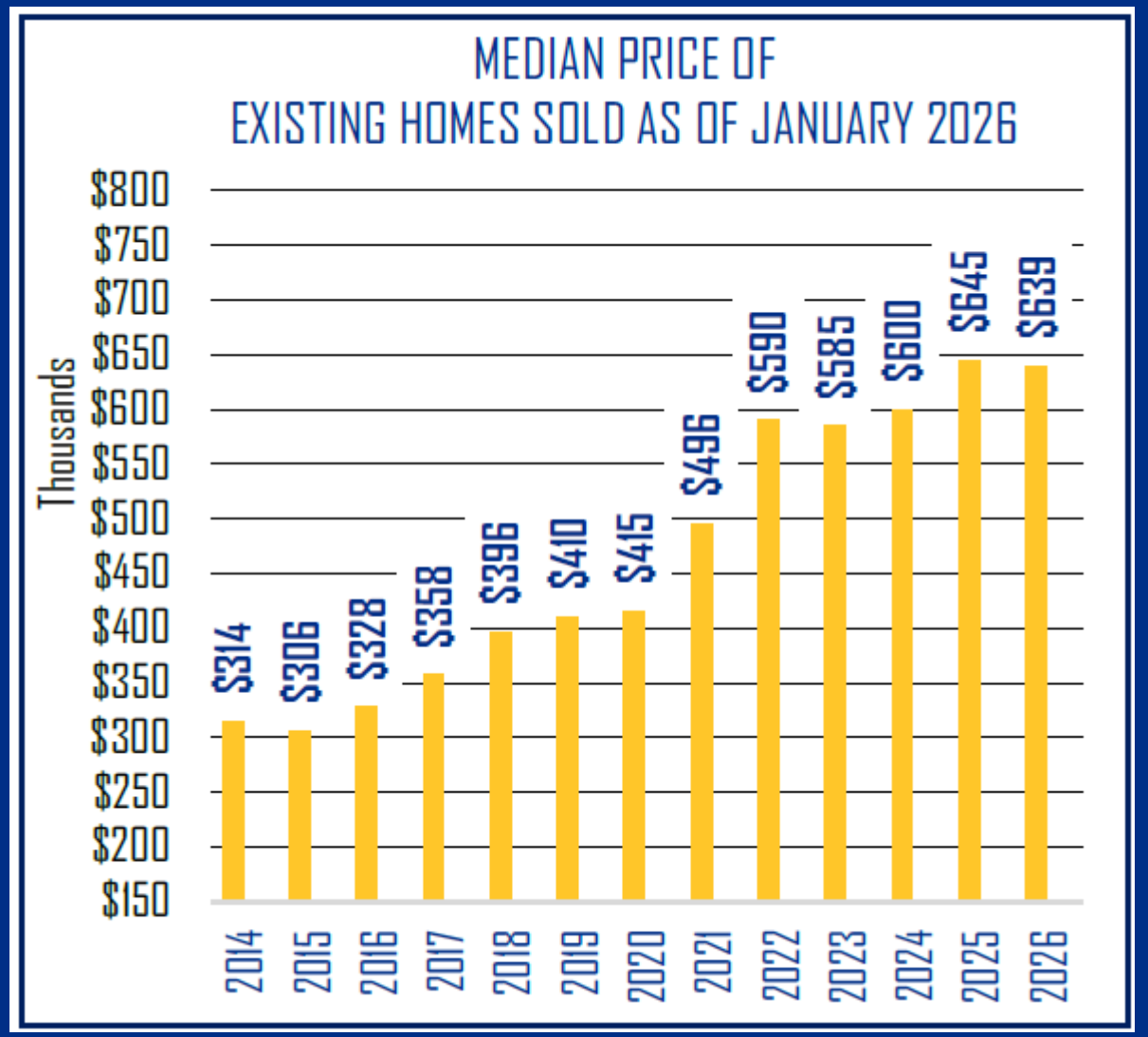

Fiscal Environment: Growth Continues, But Flattening

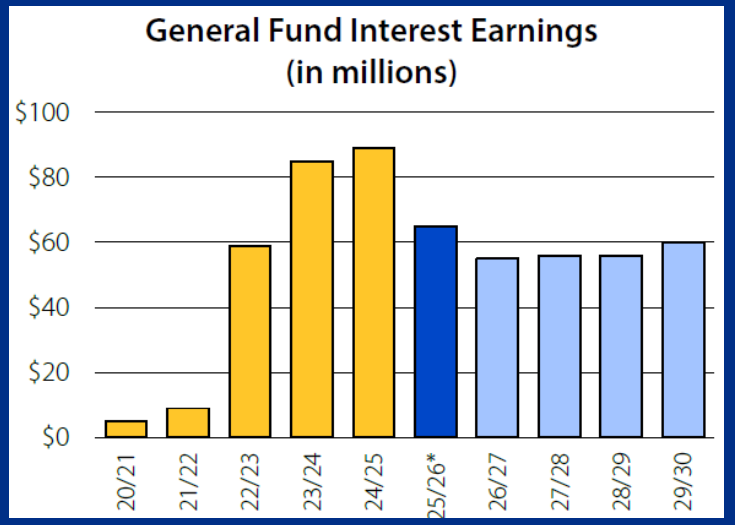

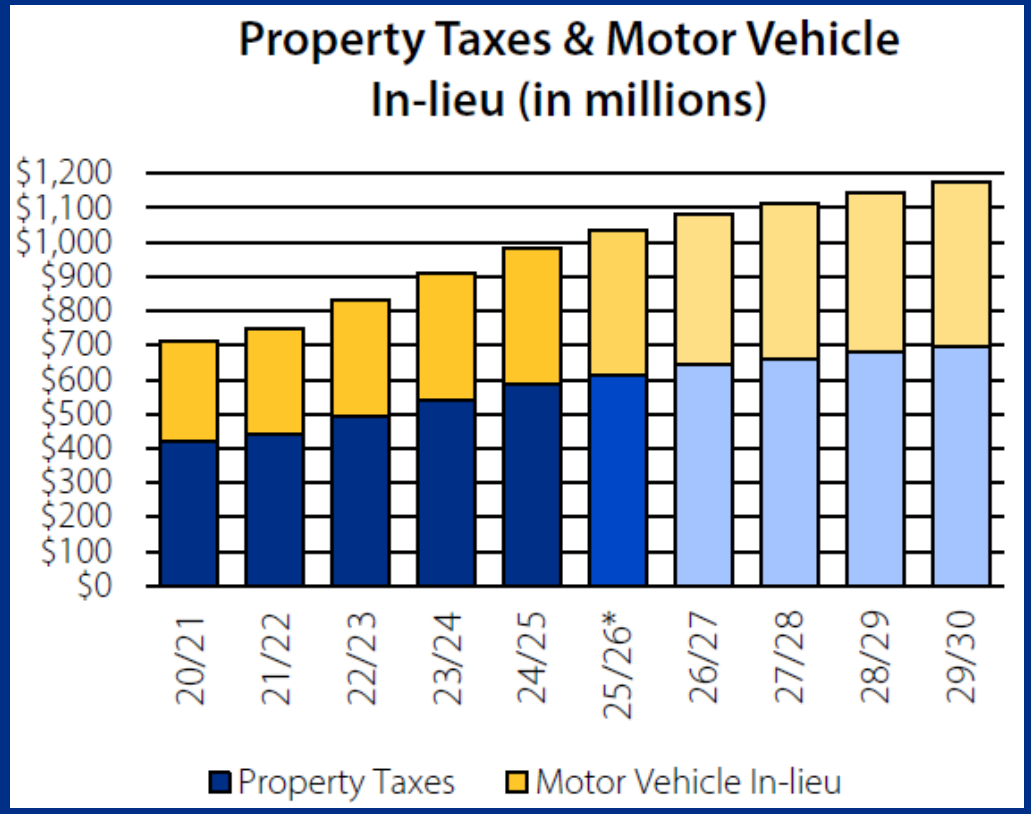

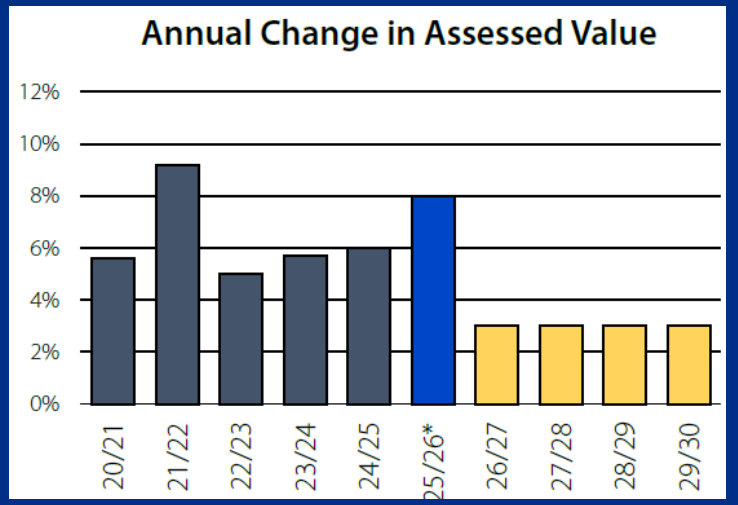

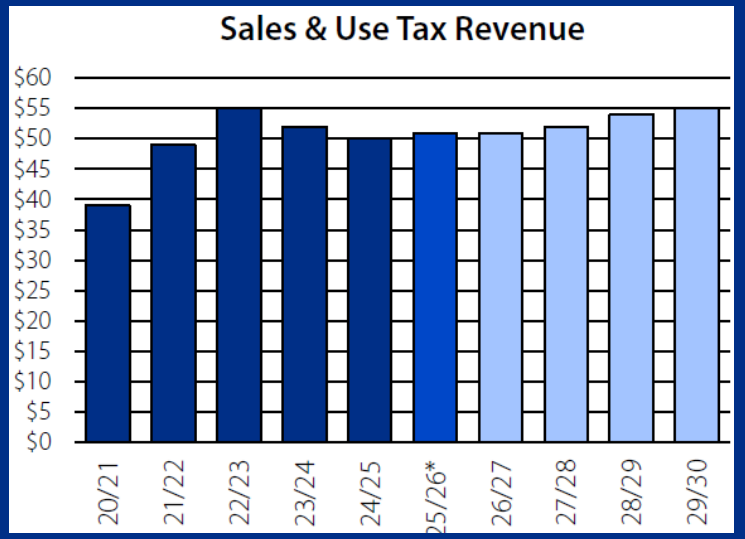

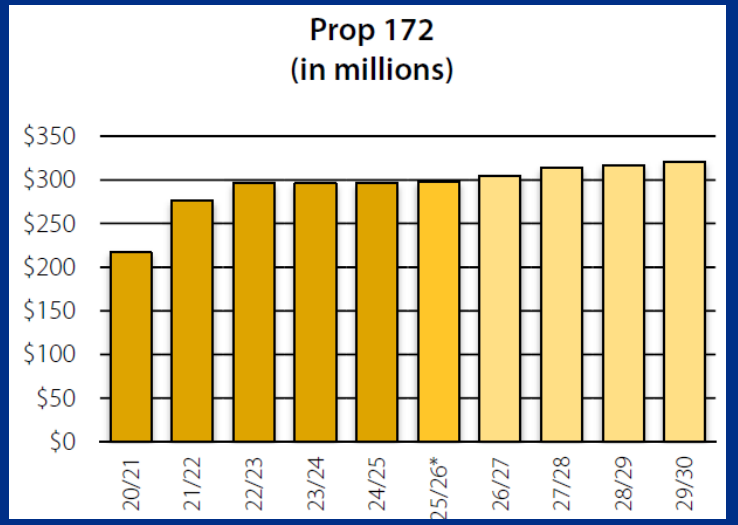

* FY25/26 reflects revised forecast

Budget Development Process

Development Process: Timeline

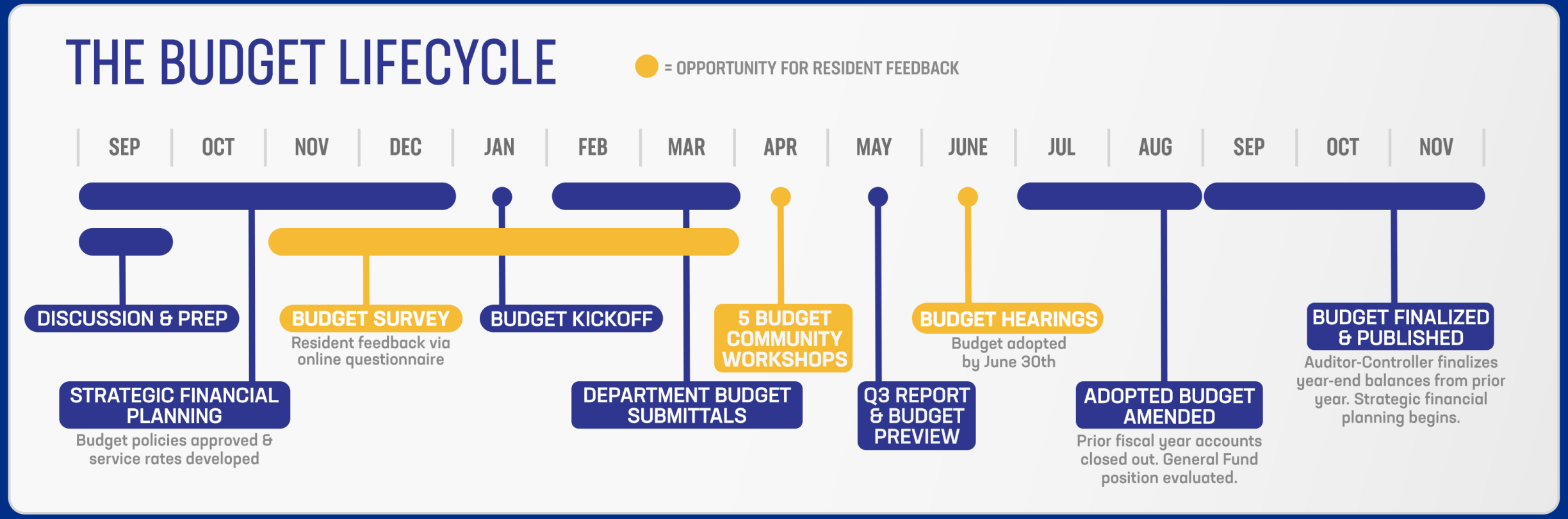

Development Process: Community Engagement

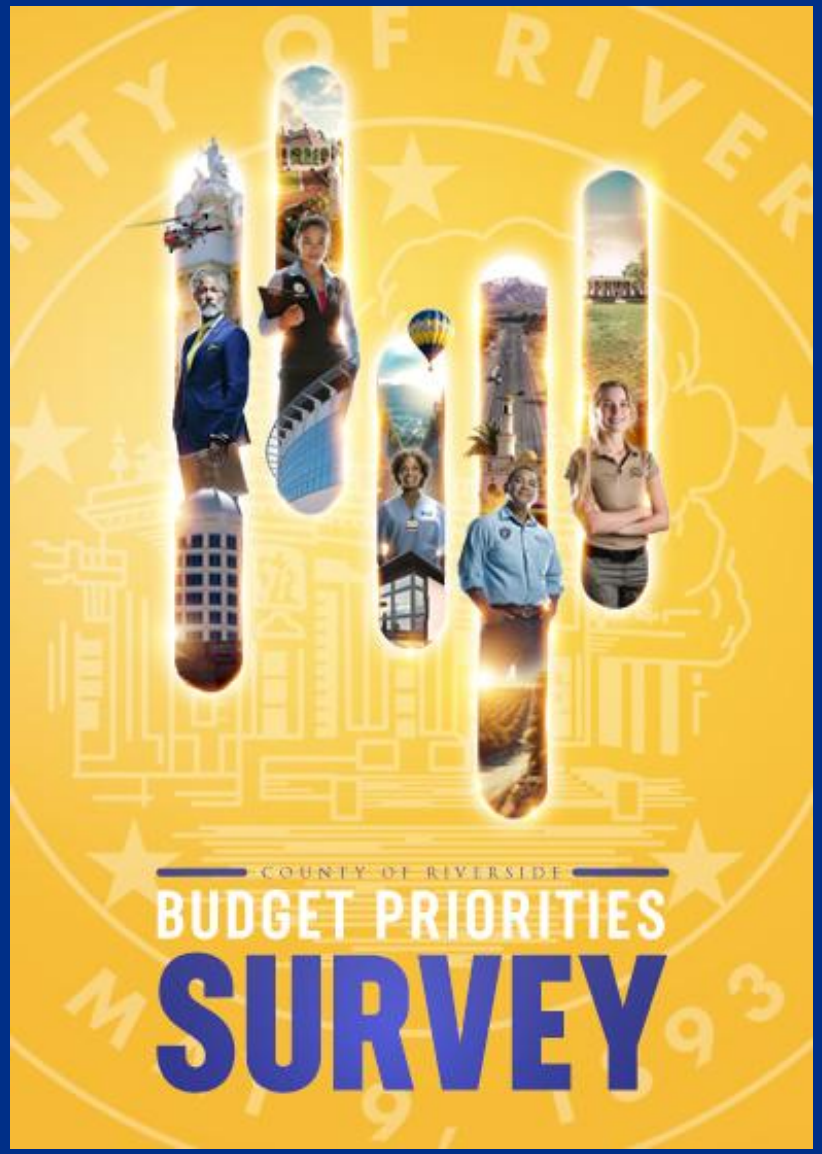

UC RIVERSIDE School of Public Policy

Analysis of Responses to Riverside County's Community Budget Priorities Survey, May 3, 2026

TABLE OF CONTENTS

1. BACKGROUND
2. QUANTITATIVE ANALYSIS
Methodology
Question 1
Question 2
Question 3
Question 4
Question 5
Question 6
Question 8
3. QUALITATIVE ANALYSIS
Methodology
Findings
Policy Recommendations
4. CONCLUSION
5. APPENDIX
Stata Code for Quantitative Analysis

Andres Gugig, Mark C. Long, Ph.D., and Esther Mejia

SUMMARY:

Riverside County fielded a survey during January and February 2026 designed to elicit respondents' views on where the County should devote increased priority. The survey included both closed-ended, limited-response questions, producing quantitative data, and open-ended questions, producing qualitative data.

Our analysis of the quantitative data yielded the following key findings: (1) *Public Works and Community Services*, *Public Safety*, *Health*, and *Human Services* were the categories of county services most likely chosen as priorities; (2) improved *Road Maintenance*, *Social Assistance Programs*, *Affordable Housing*, and *Medical Care and Health Services* were the most frequently cited "initiatives" for the County; (3) *Paved Roads* was the only utility and public works cited by a majority of respondents as a need in the respondent's community; (4) *Medical and Healthcare Providers*, *Community Centers*, and *Grocery Stores* were the most frequently selected as other important service providers needed (although none of these were cited by a majority of respondents); (5) respondents favored spending a bit more than one-fifth of the county's budget on *Health and Hospital Services* and *Public Safety*, a bit less than one-fifth on *Public Works and Community Services* and *Human Services*, roughly one-tenth of the budget on *Finance and Government Services* and *Internal Services*. For the most part, results were relatively unchanged when weighting the analysis to make the results representative of all Riverside County residents, based on demographic characteristics.

Open-ended responses reveal major unmet needs in infrastructure, transportation, affordable housing, and healthcare. Spanish-language respondents also emphasized the critical need for linguistic inclusion and equitable access to county services.

Notes: Mark C. Long (marklong@ucr.edu) is Dean and Professor in the UC-Riverside School of Public Policy. Andres Gugig and Esther Mejia are graduate students working on earning Master of Public Policy degrees in the UCR School of Public Policy. Long was the principal author of the quantitative analysis while Gugig and Mejia were the principal authors of the qualitative analysis. Work on this report was conducted as a service to Riverside County. We alone are responsible for the claims made in this paper, as well as any errors contained herein.

RivCoNOW
COMMUNITY NOW. SERVICES NOW.

Development Process: Community Engagement

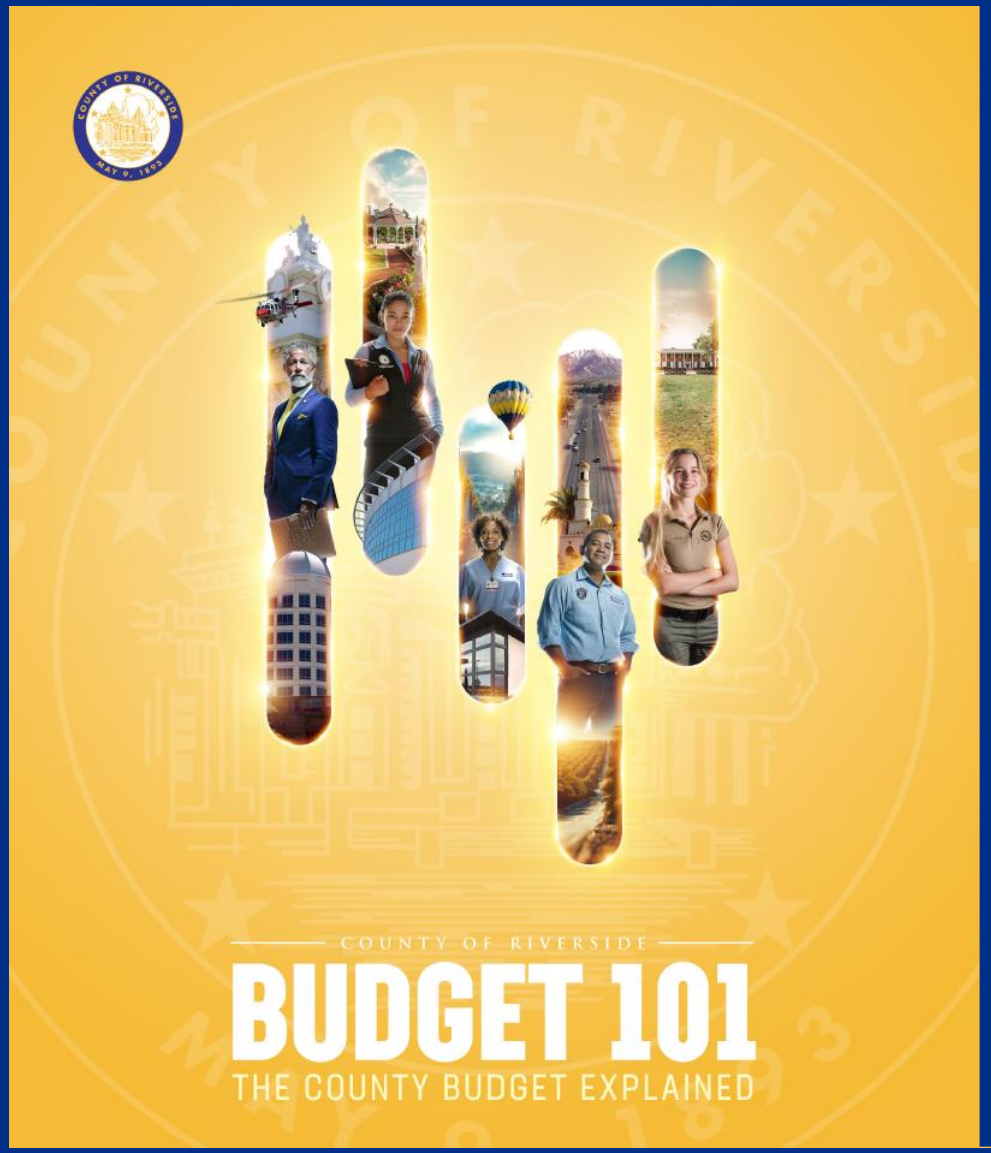

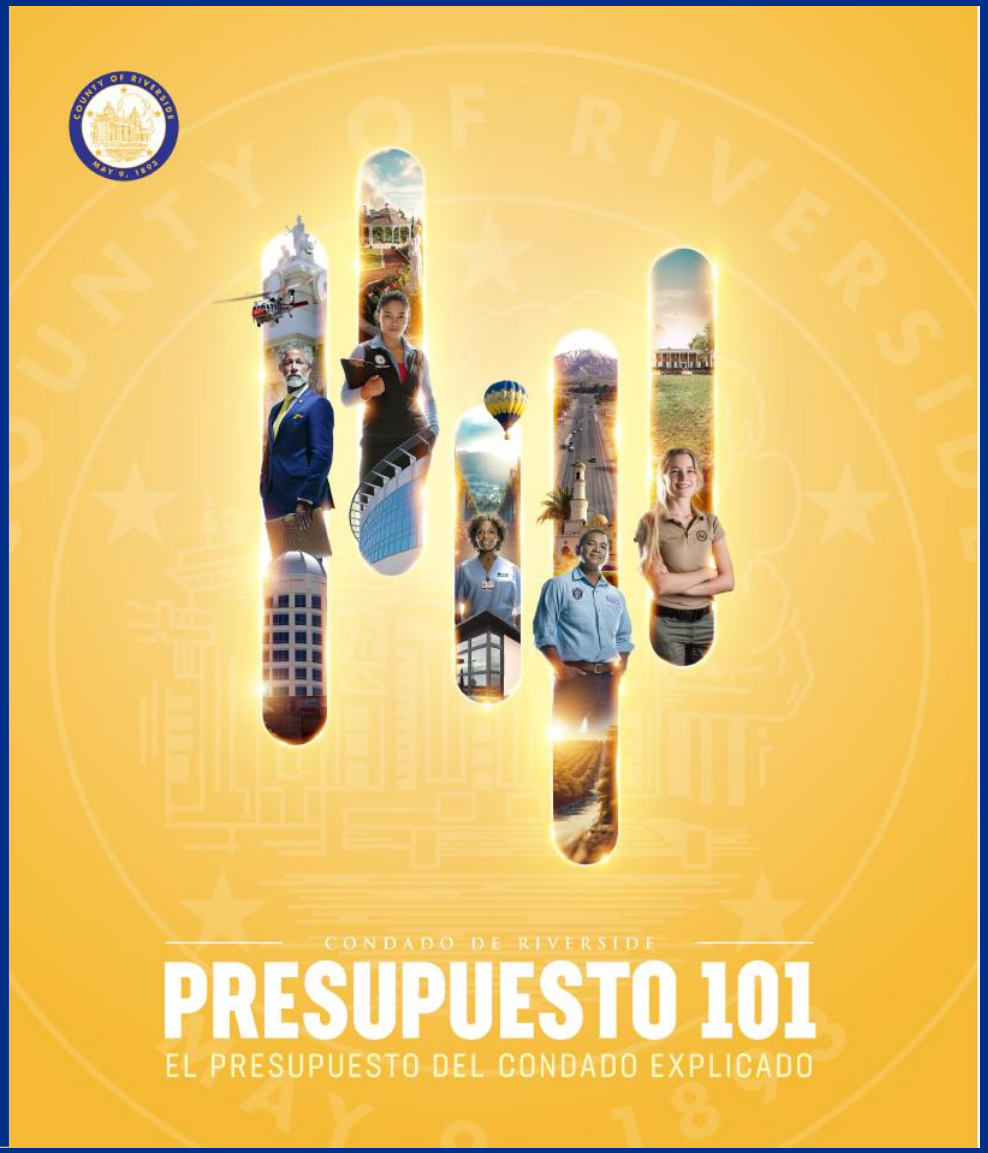

Development Process: Community Engagement











RivCoNOW
COMMUNITY NOW. SERVICES NOW.

Development Process: Department Submissions

$700 million in requests from departments for new discretionary general fund support

(50% more than what is available to spend)

Development Process: Department Meetings

1) Understand financial need to support current operations

- Impact of State policy and funding decisions
- Impact of Federal policy and funding decisions
- Impact of increased costs

2) Understand requests for new programs and projects

- Strategic initiatives
- Capital improvement and deferred maintenance projects

Development Process: Criteria for Review

1. Legal mandates, contractual obligations, and essential public safety, health, and human services;
2. Strategic priorities previously established by the Board of Supervisors;
3. Funding necessary to maintain currently approved service levels;
4. Investments that reduce future costs, improve efficiency, or mitigate risk; and
5. Opportunities to leverage external funding and maximize return on County investments.

Recommendations

Recommendations: At A Glance

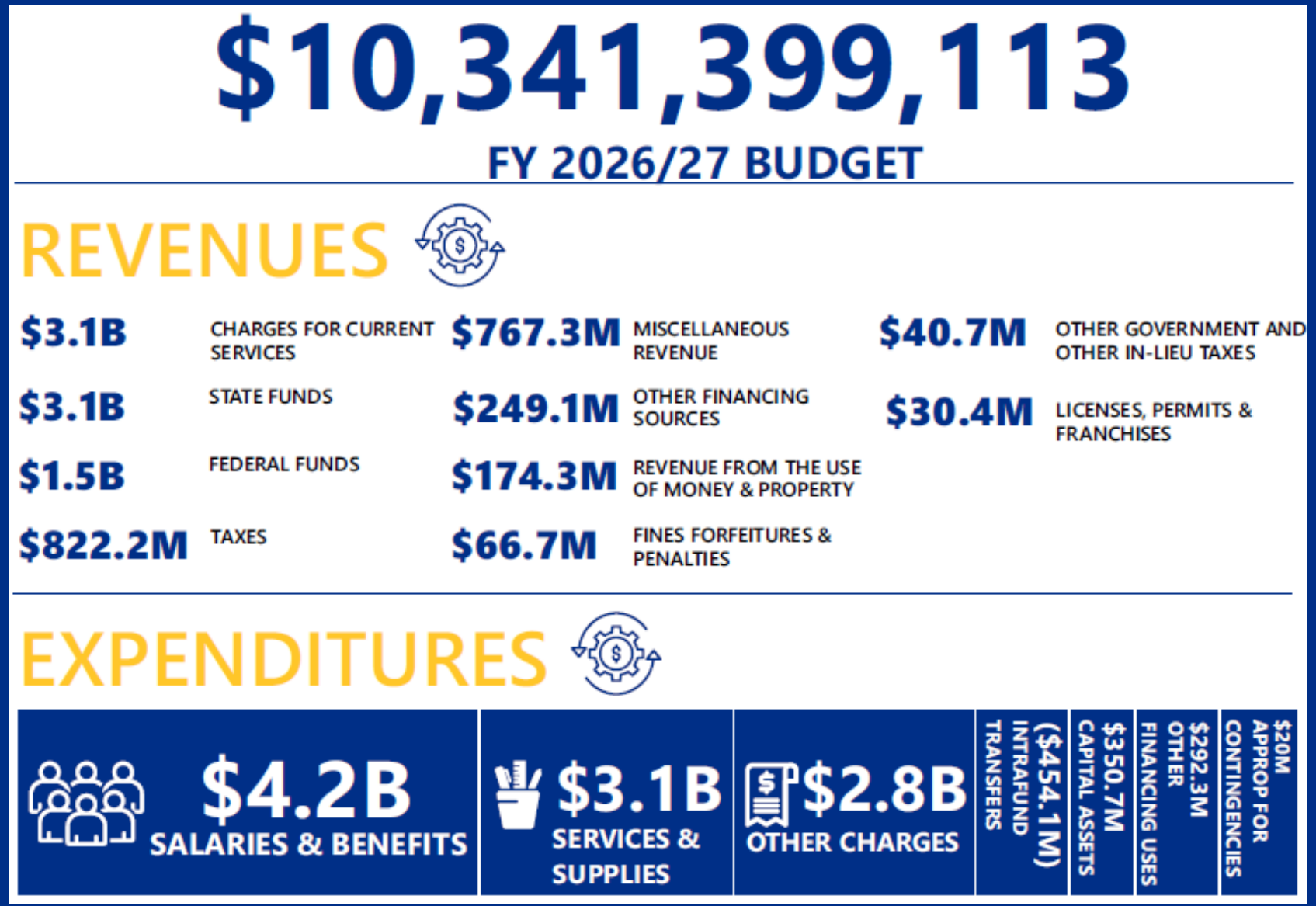

Recommendations: Where the Money Goes

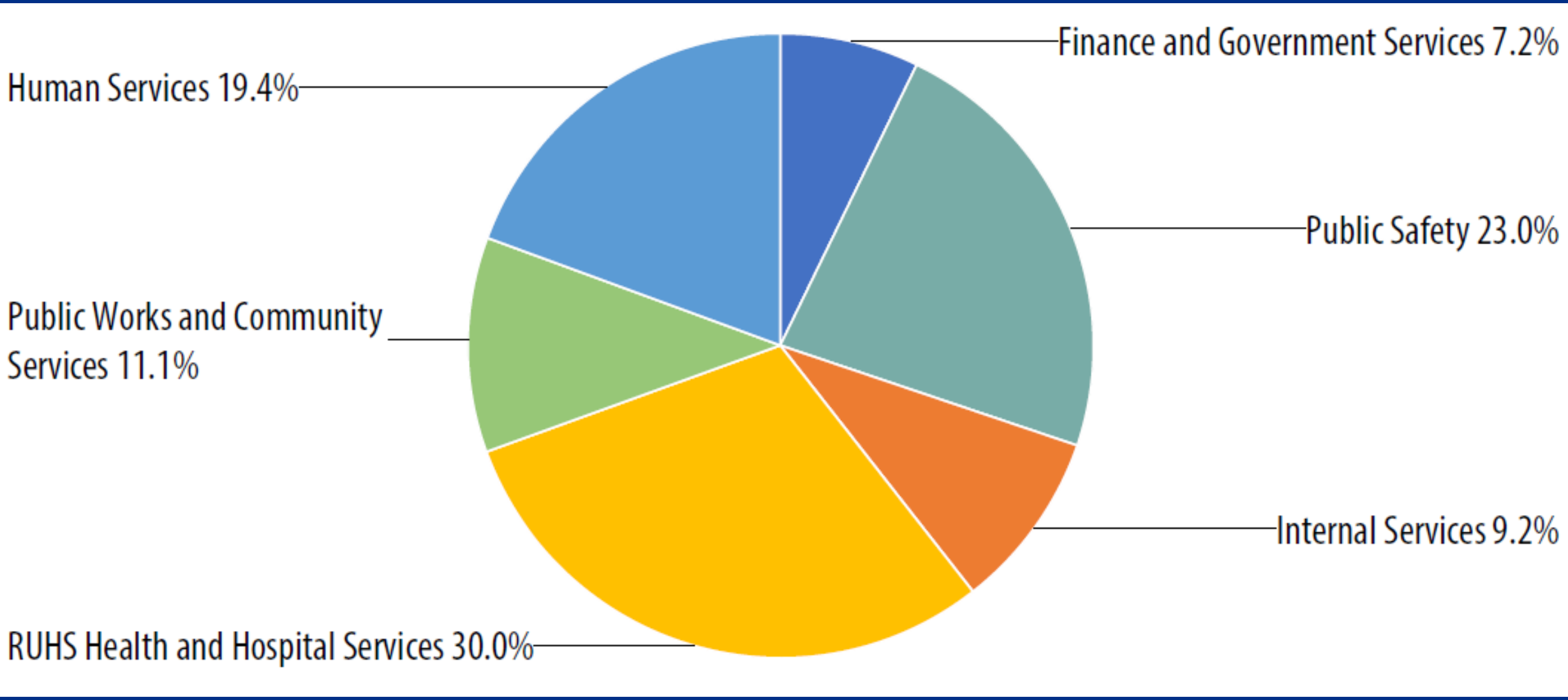

Recommendations: Health & Hospital Services

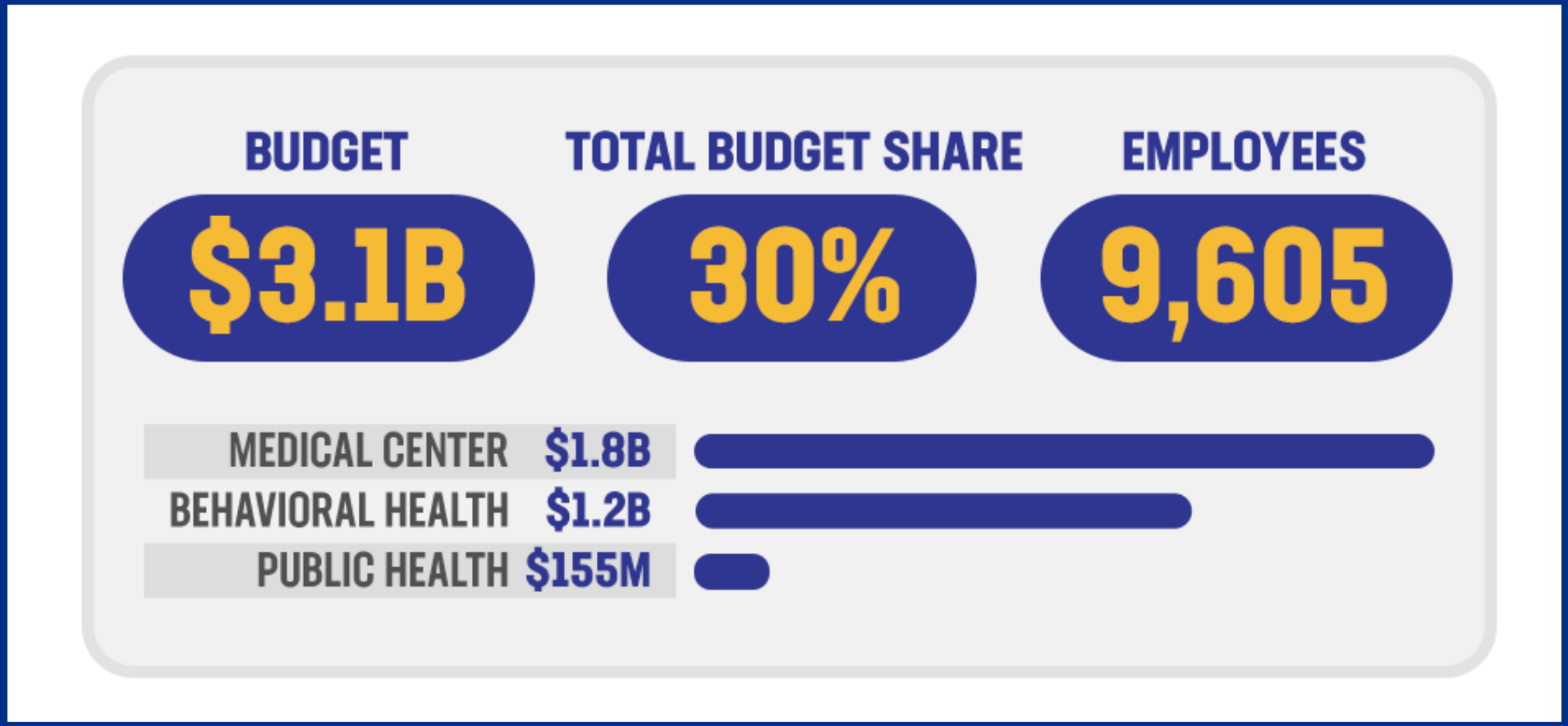

Recommendations: Public Safety

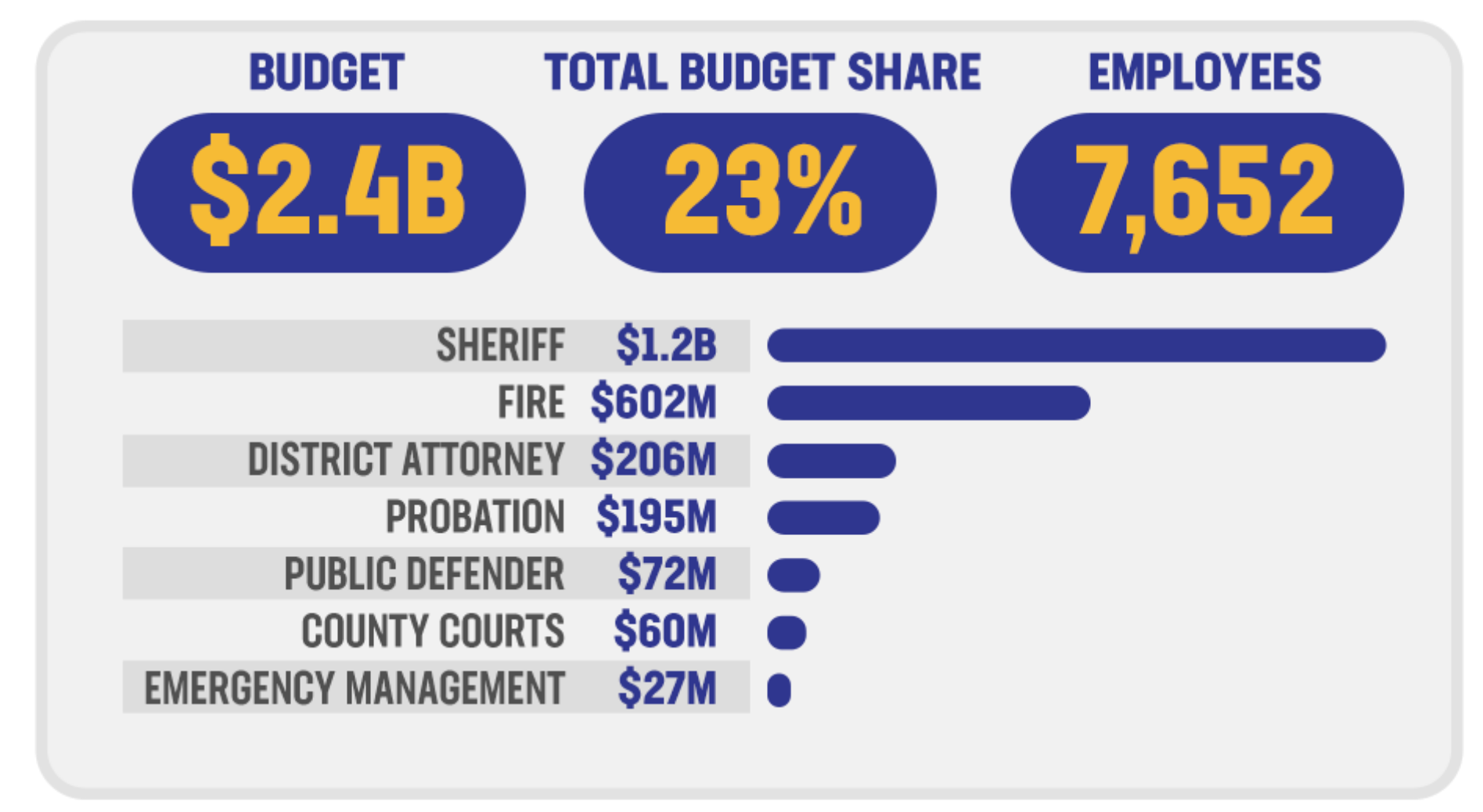

Recommendations: Human Services

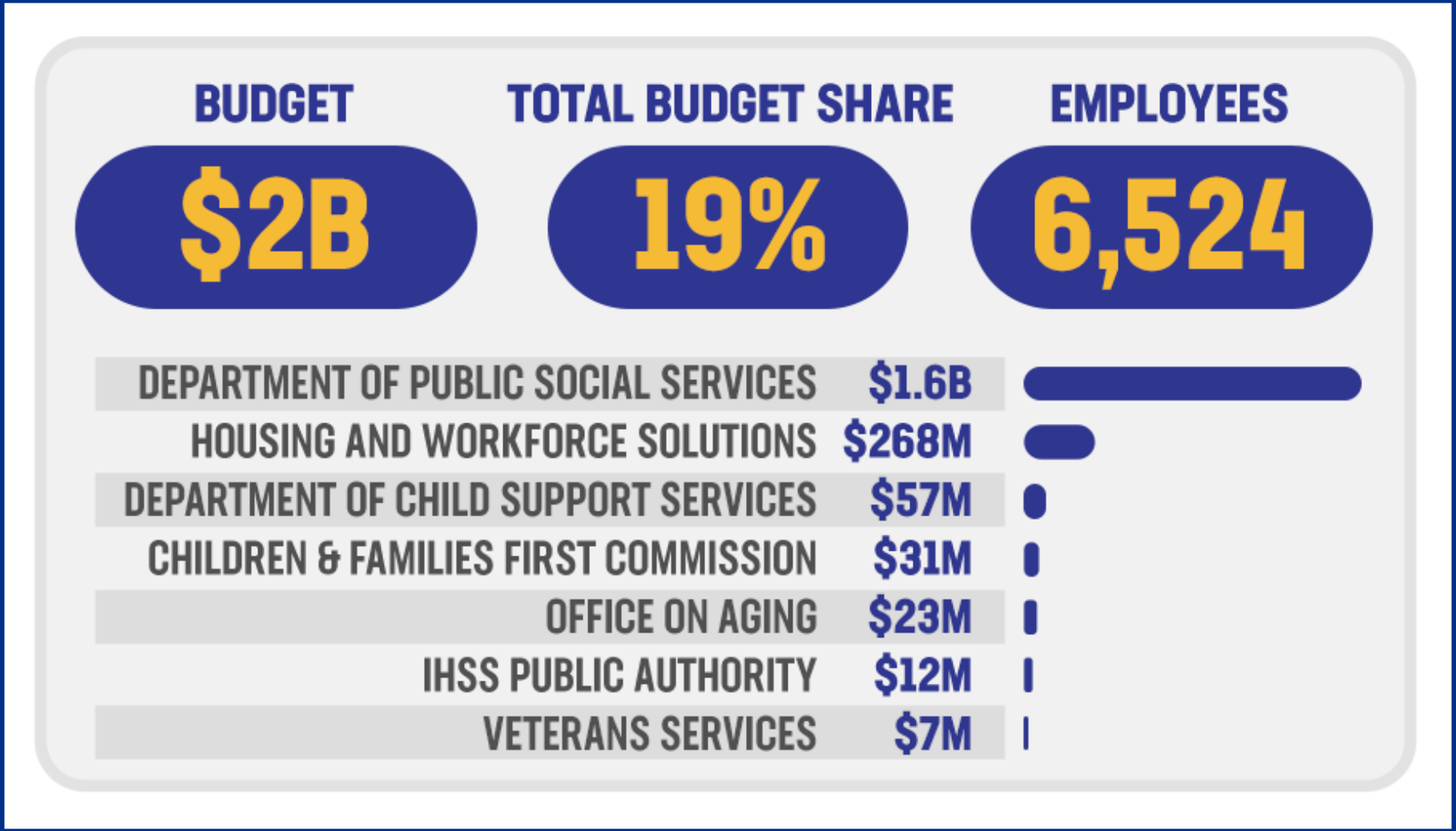

Recommendations: Public Works & Community Services

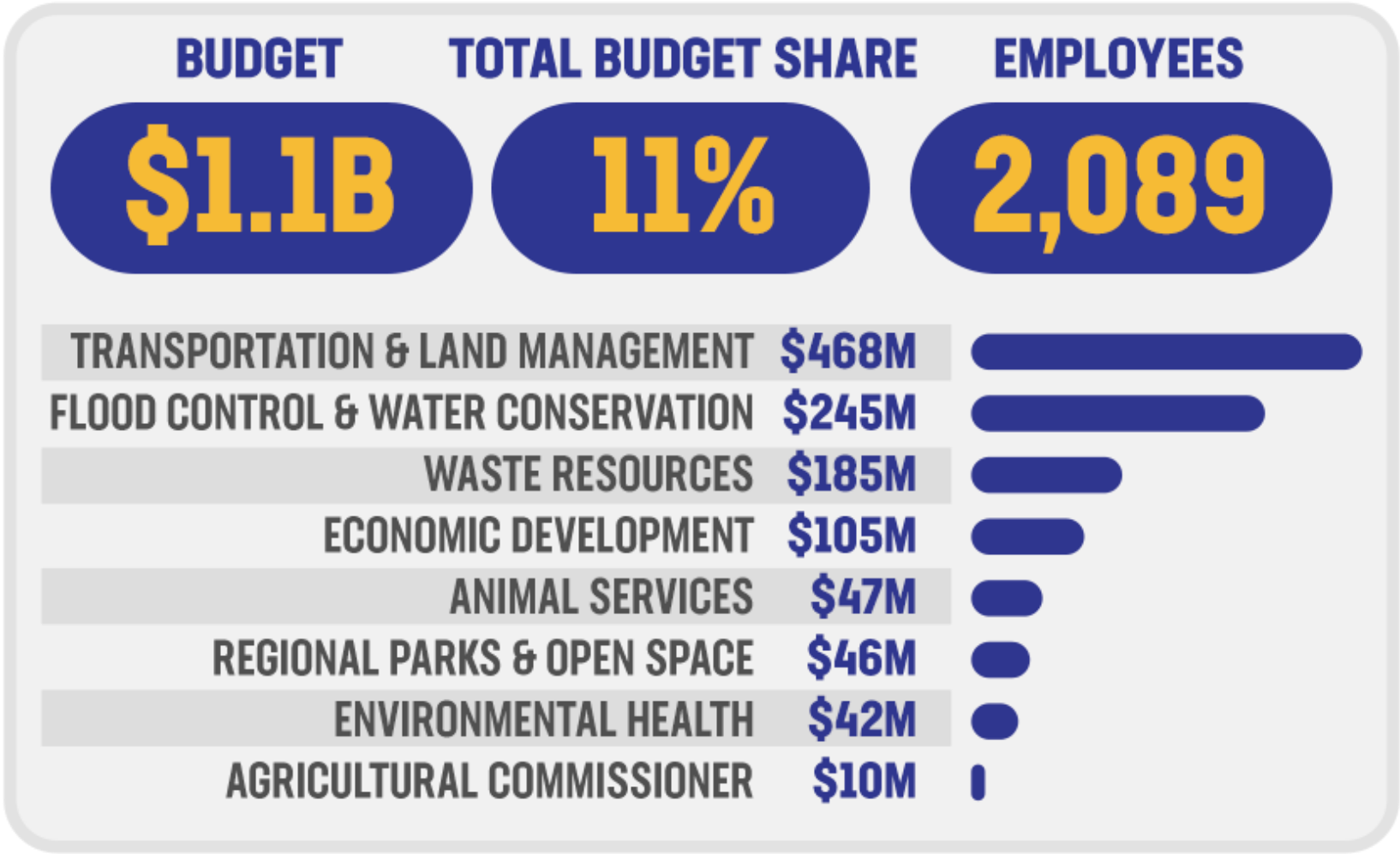

Recommendations: Internal Services

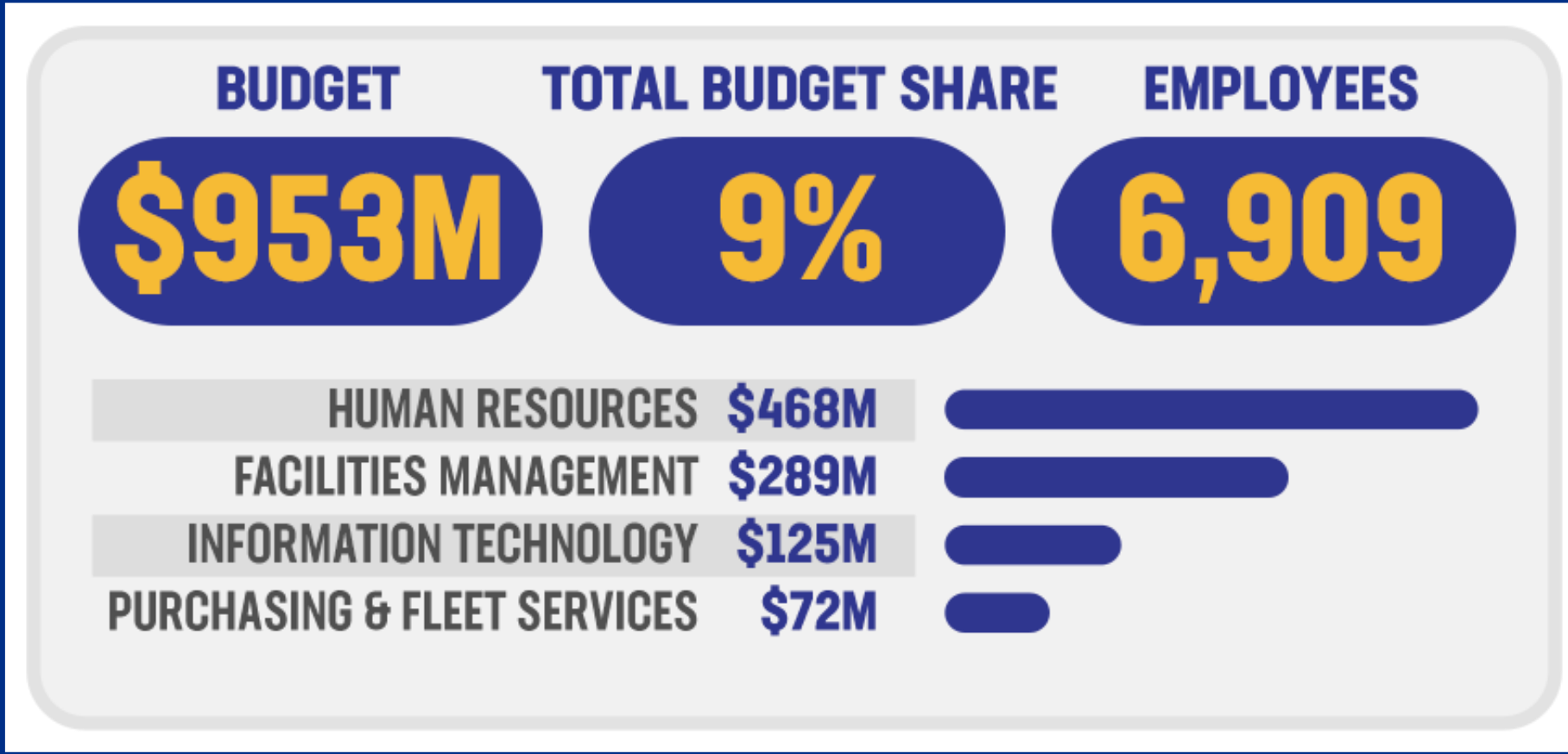

Recommendations: Finance & Government Services

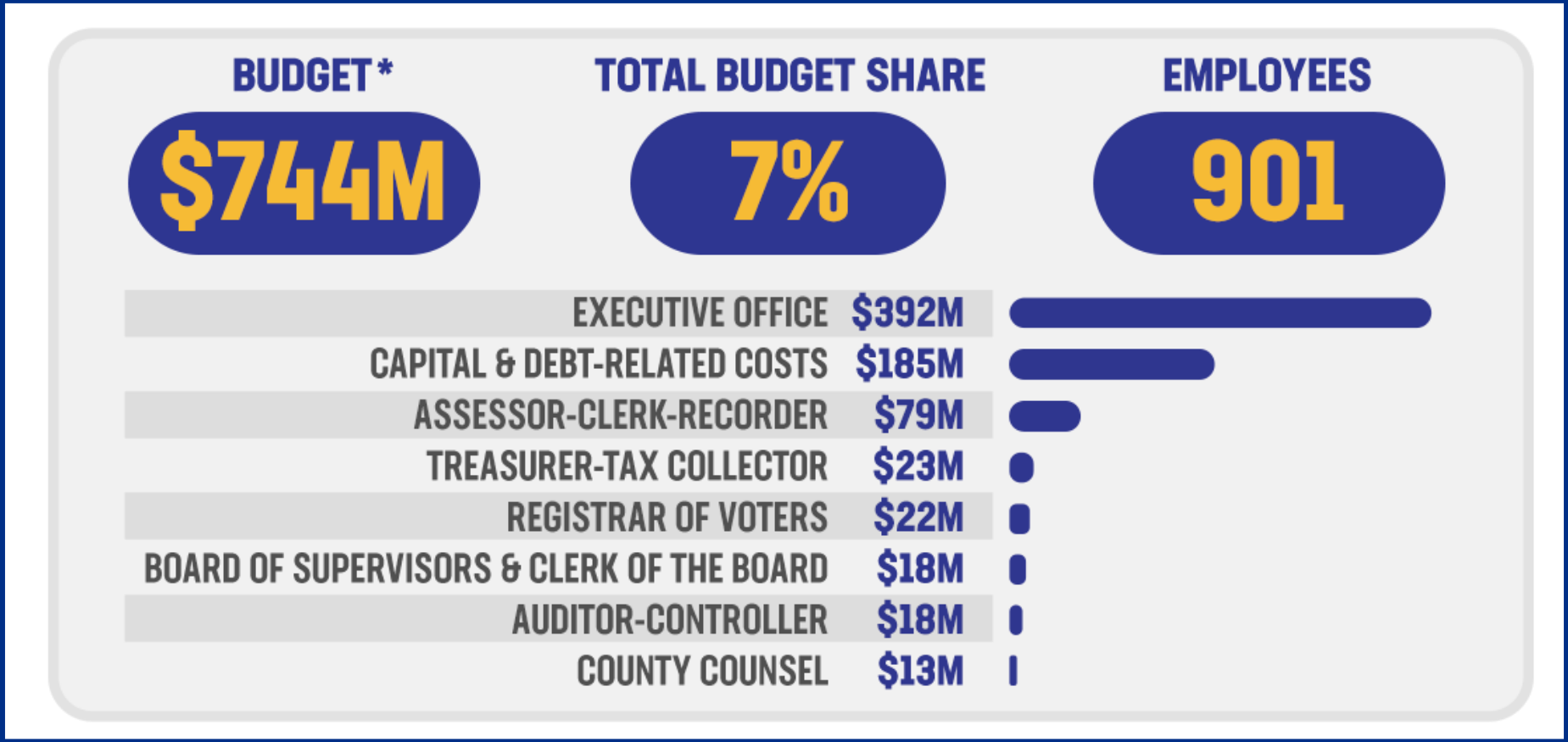

Recommendations: Fixed vs. Discretionary Funding

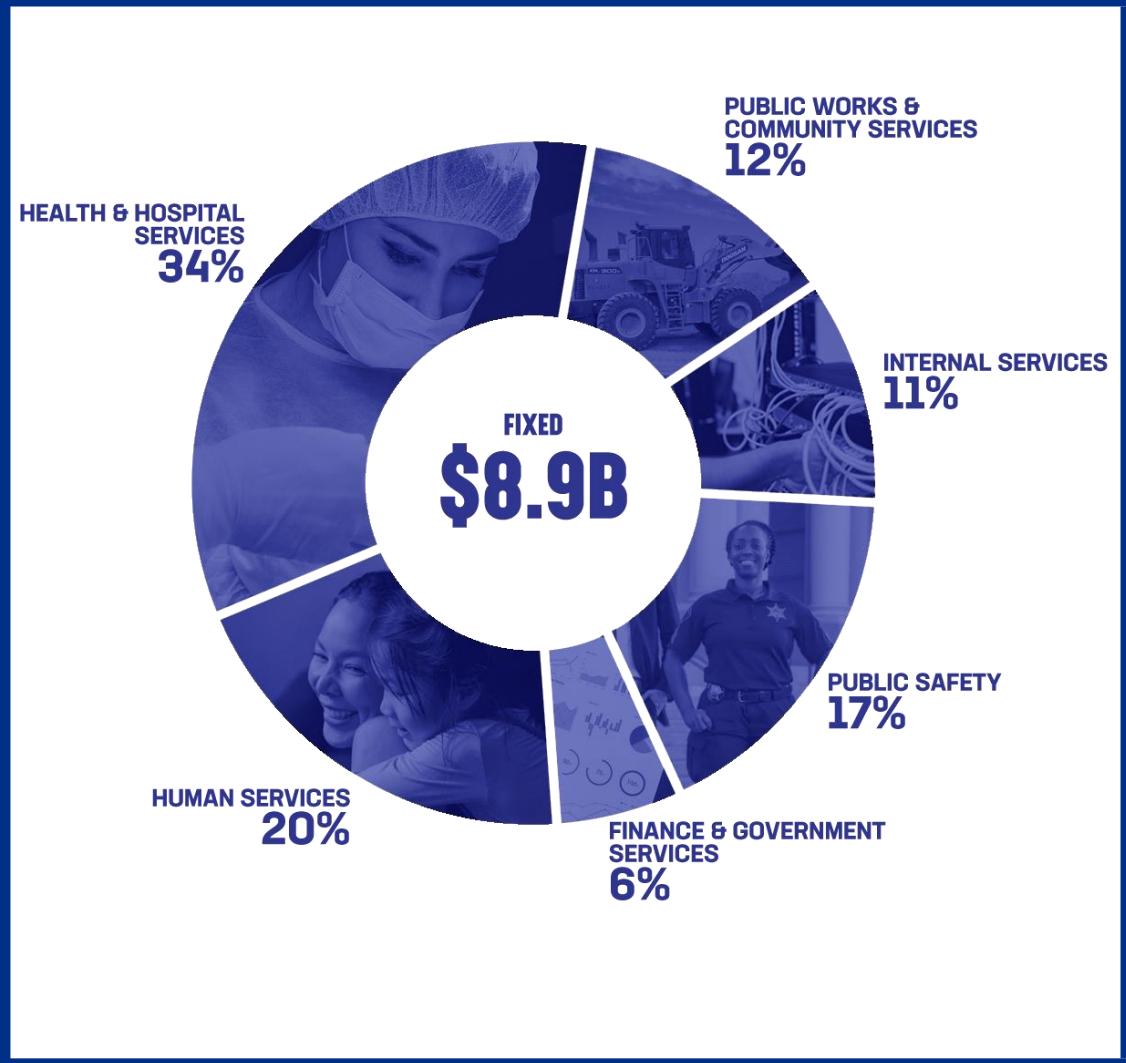

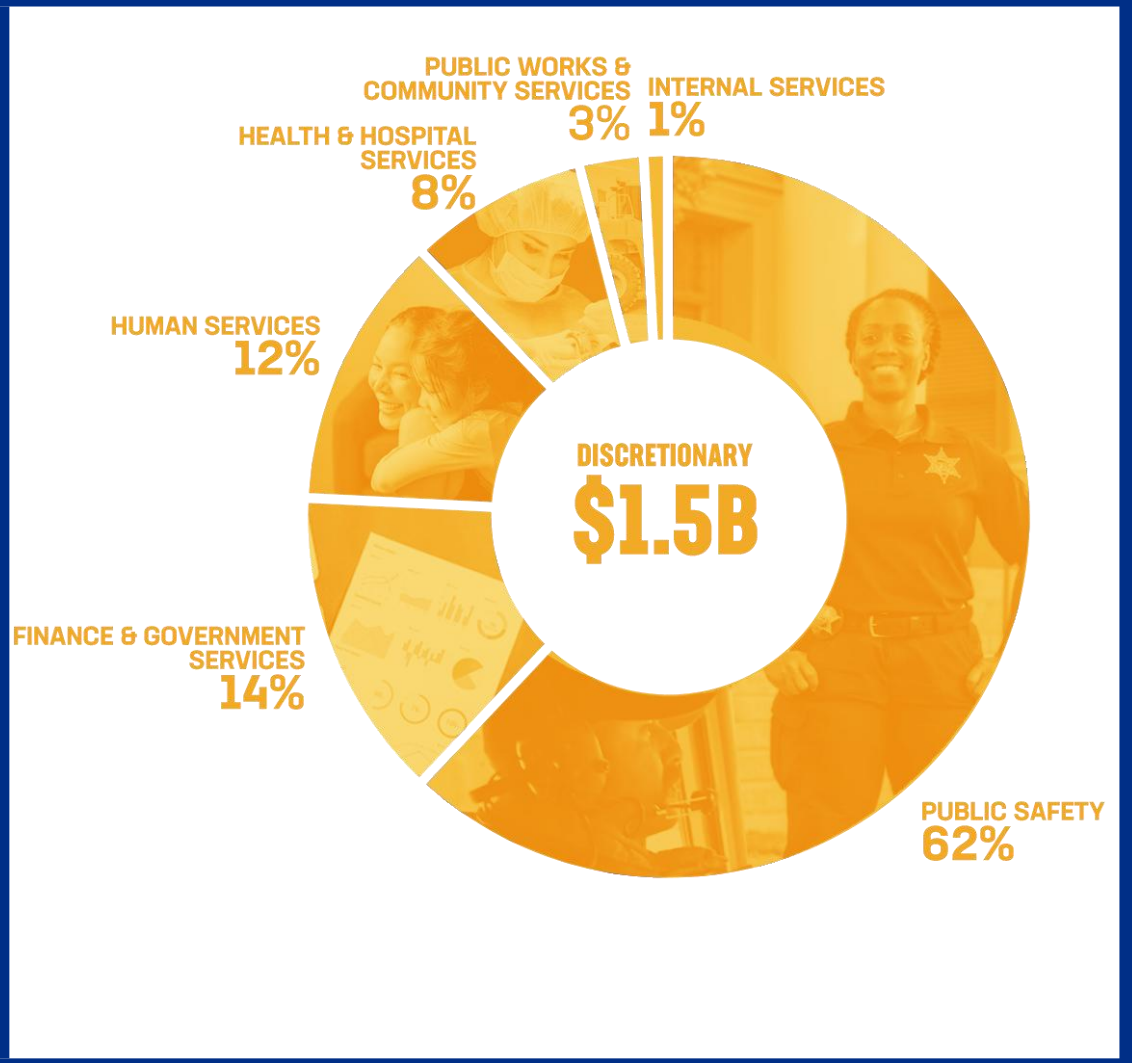

Recommendations: Discretionary Revenue (in millions)

	FY 2024/25 Actuals	FY 2025/26 Adopted Budget	FY 2025/26 Revised Forecast	FY 2026/27 Recommended Budget	Change from Prior Budget	% Change
Property Taxes	$588.7	$596.6	$616.4	**$643.1**	**$46.5**	**8%**
Motor Vehicle In Lieu	395.2	417.0	419.3	**440.0**	**23.0**	**6%**
RDA Residual Assets	76.5	80.4	75.7	**78.0**	**(2.4)**	**-3%**
Tax Loss Reserves Overflow	27.5	29.5	29.5	**31.5**	**2.0**	**7%**
Fines and Penalties	15.2	15.3	14.4	**13.3**	**(2.0)**	**-13%**
Sales & Use Taxes	49.7	46.0	50.6	**51.2**	**5.1**	**11%**
Tobacco Tax	11.5	11.5	11.5	**0**	**(11.5)**	**-100%**
Documentary Transfer Tax	20.1	16.6	16.6	**16.7**	**0.1**	**1%**
Franchise Fees	8.0	7.7	7.7	**7.8**	**0.1**	**1%**
Interest Earnings	88.9	50.0	72.0	**55.1**	**5.1**	**10%**
Miscellaneous State	2.4	4.8	2.9	**2.7**	**(2.1)**	**-45%**
Federal In-Lieu	4.4	3.5	4.5	**4.5**	**1.0**	**29%**
Rebates & Refunds	8.8	9.5	10.2	**10.6**	**1.1**	**11%**
Transient Occupancy Tax	12.0	12.6	12.0	**11.6**	**(1.0)**	**-8%**
Other (Prior Year & Misc.)	26.0	18.6	22.1	**20.1**	**1.5**	**8%**
Operating Transfers In	15.5	0	0	**0**	**0**	**0%**
Total	**$1,350.5**	**$1,319.7**	**$1,365.6**	**$1,386.0**	**$66.3**	**5%**

Recommendations: Discretionary Expenditures

General Fund Discretionary Net County Cost

The discretionary General Fund portion of the budget includes $1.45 billion in net county cost allocations. The tables below list the net county cost allocations summarized by portfolio and department within the General Fund, as well as a breakdown of individual contributions to other county funds and outside agencies with which the county has obligations.

Net County Cost by Portfolio and Department

	Recommended
Finance and Government Services	71,105,897
ACO-COWCAP Reimbursement	(42,610,248)
ACO-Internal Audits	3,776,044
Assessment Appeals Board	530,796
Assessor	17,125,450
Auditor-Controller	5,249,032
Augmentation	20,000,000
Board of Supervisors and Clerk of the Board	15,738,687
County Clerk-Recorder	3,586,101
County Counsel	2,178,779
EO - Non-EO Operations	12,788,457
EO-County Contrib To Hlth and MH	8,878,444
EO-Natl Pollutant Dschrg Elim Sys	512,335
Executive Office	9,429,408
Registrar Of Voters	12,158,672
Treasurer-Tax Collector	1,763,940
Human Services	182,837,378
Administration DPSS	87,879,690
DPSS-Categorical Aid	8,224,209
DPSS-Mandated Client Services	59,785,118
DPSS-Other Aid	24,242,087
Veterans Services	2,706,274
Internal Services	14,205,468
FM-Community & Rec. Centers	1,947,867
FM-Energy	9,342,240
FM-Parking	695,291
Purchasing	2,220,070
Public Safety	895,817,972
District Attorney	123,869,744
Emergency Management Department	1,894,178
EO-Confidential Court Orders	517,224
EO-Contrib To Trial Court Funding	26,495,697
EO-Court Facilities	8,891,360
EO-Court Reporting Transcripts	1,858,368
EO-Grand Jury Admin	580,708
EO-Indigent Defense	19,927,067
Fire Protection	117,974,689
Probation	13,316,894
Probation-Administration & Support	15,062,232
Probation-Court Placement Care	520,000
Probation-Juvenile Hall	14,517,260
Public Defender	62,497,985
Sheriff Administration	22,647,242
Sheriff Coroner	13,197,735
Sheriff Correction	217,350,708
Sheriff Court Services	16,867,437
Sheriff Patrol	165,414,911
Sheriff Support	20,230,332
Sheriff-Ben Clark Training Center	28,389,510
Sheriff-CAC Security	1,248,681
Sheriff-Public Administrator	2,548,010
Public Works and Community Services	42,869,225
Agricultural Commissioner	2,059,529
Animal Control Services	26,659,740
Code Enforcement	9,367,556
Planning	4,782,400
RUHS Health and Hospital Services	111,288,054
California Childrens Services	9,279,623

Net County Cost by Portfolio and Department

	Recommended
Cooperative Extension	785,784
Public Health	9,478,120
RUHS -Correctional Health Systems	60,377,300
RUHS -Med Indigent Services Program	1,796,845
RUHS-Mental Health Treatment	3,982,889
RUHS-MH-Detention	17,589,283
RUHS-MH-Public Guardian	7,998,210
Contingency	20,000,000
EO-Approp For Contingency-General	20,000,000
Contributions to Other Funds	103,474,892
EO-Contributions To Other Funds	103,474,892
Debt Service	10,506,327
EO-Interest On Trans & Teeter	10,506,327
Grand Total	1,452,105,213

Contributions to Other Funds

AB 189 Criminal Justice Facility: Debt Service	605,220
Cabazon Community Revitalization Fund	483,839
City of Banning (Sales Tax Agreement)	785,000
Code Enforcement	1,050,000
Community Action Partnership	58,492
Courts: Unallowable Superior Courts	19,682
CREST	4,000,000
EO: Debt Service	19,665,187
HWS: Government Affairs	250,000
HWS: Office of Homeless Services	2,082,757
HWS: Youth Advisory Coordinator	140,683
IHSS	534,045
LAFCO	432,071
Mead Valley Community Revitalization Fund	611,052
National Date Festival	1,444,500
OED: State of the County	27,166
Office of Economic Development	3,650,405
Office on Aging	2,132,798
Parks and Open-Space District	357,532
RivCoONE	3,821,767
RUHS: Hospital Support	8,722,809
RUHS: Indigent Healthcare	38,990,342
Sheriff: CAL-ID	419,416
So Cal Fair	25,000
TLMA: ALUC	264,307
Unincorporated Communities Initiative	12,500,000
Wine Country Community Revitalization Fund	400,822
Grand Total	**$103,474,892**

Recommendation: Discretionary Budget (in millions)

	Recommended
Projected Beginning General Fund Reserves Balance	$ 650*
Discretionary General Fund Revenue	1,386
Less Net County Cost	(1,452)

Includes:

$20 million for Augmentation Fund
$20 million for Contingency Fund
$12.5 million for Unincorporated Communities Initiative
$66 million from Reserves

Net (Deficit) from Operations	(66)
Projected Ending General Fund Reserves Balance	$ 584*

* As of 06/02/26

Recommendation: Discretionary Budget

What is Included in the $66 million from General Fund Reserves:

- $19 million to Close the Fiscal Year 2025/26 Structural Imbalance
- $15 million to Department for Public Social Services
- $12 million to RUHS Medical Center & Clinics
- $12 million to Sheriff's Department
- $5 million to Fire Department
- $3 million to Six Other Departments (Combined)

What is NOT Included:

- Not enough new funding to support current staffing levels in several departments, including Assessor Clerk Recorder; District Attorney; DPSS; EMD; Probation; RUHS Behavioral Health, Correction Health, Medical Center & Clinics, and Public Health; Sheriff
- Not enough new funding for new priorities, programs, or projects
- No new funding to mitigate the impacts of H.R. 1 on Health and Human Services

Recommendation: Discretionary Budget

Maintain Core Services

Avoid Layoffs

Balancing Competing Priorities

Maintain Prudent Reserves

Reduce Structural Deficit over Time

Recommendation: Immediate Fiscal Management Strategies



Hiring Restrictions & Position Controls



Strategic Use of Reserves "Just in Time"

Recommendation: Ongoing Fiscal Management Strategies



Targeted Spending Controls



Continued Review of Expenditures



Identification of Operational Efficiencies



Maximize Use of Alternative Funding

What to Expect Today

What to Expect Today

FISCAL YEAR 2026/27 BUDGET HEARING SCHEDULE

Day One, Monday, June 8, 2026

Open the Hearing	9:30am
Overview	
Executive Office	9:35am
Department Presentations	
District Attorney	10:00am
Sheriff	10:30am
Fire	11:00am
Assessor Clerk Recorder	11:15am
Auditor Controller	11:30am
Registrar of Voters	11:45am
Break	12:00pm
Department Presentations (continued)	
Animal Services	1:00pm
Agricultural Commissioner	1:15pm
Office of Economic Development	1:30pm
Transportation Land Management Agency / Planning	1:45pm
Veterans Services	2:00pm
Office on Aging	2:15pm
Housing & Workforce Solutions	2:30pm
Public Comment*	2:45pm

**Time listed is tentative. Public comment may be taken earlier or later than listed time.*

Board Discussion ..... TBD

Adjourn to Day Two, June 9, at 1:00pm
– or –
Receive Written Revisions, Board Discussion, Close the Hearing,
Approve the Recommended Budget, Schedule Final Adoption for June 23, and Adjourn

Day Two, Tuesday, June 9, 2026 (if necessary)

Continuation of the Hearing 1:00pm

Receive Written Revisions, Board Discussion, Close the Hearing,
Approve the Recommended Budget, Schedule Final Adoption for June 23, and Adjourn

- ☐ Executive Office Overview
- ☐ Department Presentations
- ☐ Public Comment

- ☐ Board Discussion & Direction

- ☐ Executive Office Files Written Revision
- ☐ Close the Hearing
- ☐ Approve Recommended Budget as Revised
- ☐ Return June 23rd to Adopt the Budget

What to Expect Today

								Source of Funds					
								$ 20,000,000	$ 12,500,000	$ 40,174,762			$ 584,000,000
Department	Request	Staff	On-going	One-time	Total	If partial (enter %)	EO Rec.	Board Decision	Augmentation Fund	UCI	Prop 172 Reserves	Other	Just in Time	Reserves
Ag Commissioner														
Animal Services														
Assessor														
Auditor Controller														
District Attorney														
Fire														
HWS														
Ofc of Econ Dev														
Office on Aging														
ROV														
Sheriff														
TLMA Planning														
Veterans Services														
Public Comment														
Total:		-	$ -	$ -	$ -		$ -	$ -	$ -	$ -	$ -		$ -	$ -
								Balance:	$ 20,000,000	$ 12,500,000	$ 40,174,762			$ 584,000,000

Parting Thought

Parting Thought

This budget reflects difficult choices, but it also reflects confidence.

Confidence that disciplined decisions today will preserve the County's long-term stability, protect core services, and position Riverside County for the future.

Closing Credits

Closing Credits: County Departments

Health System

Behavioral Health
Community Clinics
Correctional & Detention Health
Medical Center
Public Health

Human Services

Child Support Services
First 5
Housing & Workforce Solutions
Office on Aging
Public Social Services
Veterans Services

Public Safety

District Attorney
Emergency Management
Fire
Probation
Public Defender
Sheriff

Public Works & Community Services

Agricultural Commissioner
Animal Services
Environmental Health
Flood Control
Office of Economic Development
Parks & Open Spaces
TLMA Aviation
TLMA Code Enforcement
TLMA Planning
TLMA Transportation
Waste Resources

Internal Services

Facilities Management
Human Resources
Information Technology
Purchasing & Fleet Services

Finance & Government

Assessor-Clerk Recorder
Auditor-Controller
Clerk of the Board
County Counsel
Executive Office
Registrar of Voters
Treasurer-Tax Collector

RivCoNOW
COMMUNITY NOW. SERVICES NOW.

Closing Credits: Executive Office

Budget Team
Frankie Ezzat
Cesar Bernal
Tony Chavez
Evangelina Gregorio
Dolores Reyna

Finance Team
Jarvyk Gray
Jonathan Gutierrez

Fiscal Team
Victor Aguirre
Alicia Aguon
Erick Hernandez
Elexis Malveaux
Velky Orta
Jessika Ortega
Jennifer Sandoval

Portfolio Analyst Team
Stephanie Persi
Steve Atkeson
Alonzo Barrera
Crystal Carrillo
Rebecca Cortez
Jason Farin
Douglas Ordonez
Stacey Pena
Jackie Ruiz
Veronica Santillan

Communications Team
Brooke Federico
Melody Hendrickson
Yaoska Machado
Arianne Murphy
Javier Santos

Legislative Advocacy
Carolina Salazar Herrera
Jeff Greene

Strategic Priorities Team
Stephanie Garthwaite

Administrative Support Team
Ivanka Aghbashian
Andi Bartkowski
Trina Head
Jennifer Kammerer
Laura Sanchez
Starr Sanchez
Michelle Vecsernyes

IT Support
Anthony Trevizo



COMMUNITY NOW. SERVICES NOW.



FISCAL YEAR 26/27 BUDGET PRESENTATION

June 8, 2026

MICHAEL A. HESTRIN
DISTRICT ATTORNEY

YOUR DISTRICT ATTORNEY'S OFFICE

4 REGIONAL OFFICES

2 SATELLITE OFFICES











AGENDA



- LEGACY UPDATES
- TECHNOLOGICAL INNOVATIONS
- NOTABLE CASE UPDATE
- BUDGET REQUEST FY 2026-2027

LEGACY UPDATES

DISTRICT ATTORNEY LEGACY
200+ YEARS OF SERVICE



19 BRYAN BOUTWELL
YEARS



38 MICHAEL J. CABRAL
YEARS



28 JOHN AKI
YEARS



22 VICKI WEISS
YEARS



31 VINCENT A. FABRIZIO
YEARS



23 LISA DIMARIA
YEARS



37 ELAINA BENTLEY
YEARS

WILLIAM & MARY
LAW SCHOOL

THE PROSECUTOR VACANCY CRISIS

Adam M. Gershowitz

William & Mary Law School
William & Mary Law School Research Paper No. 09-480
(FORTHCOMING)

This paper can be downloaded without charge from
the Social Science Research Network Electronic Paper Collection:

http://ssrn.com/abstract= 4666047



DEPUTY DISTRICT ATTORNEY COUNT

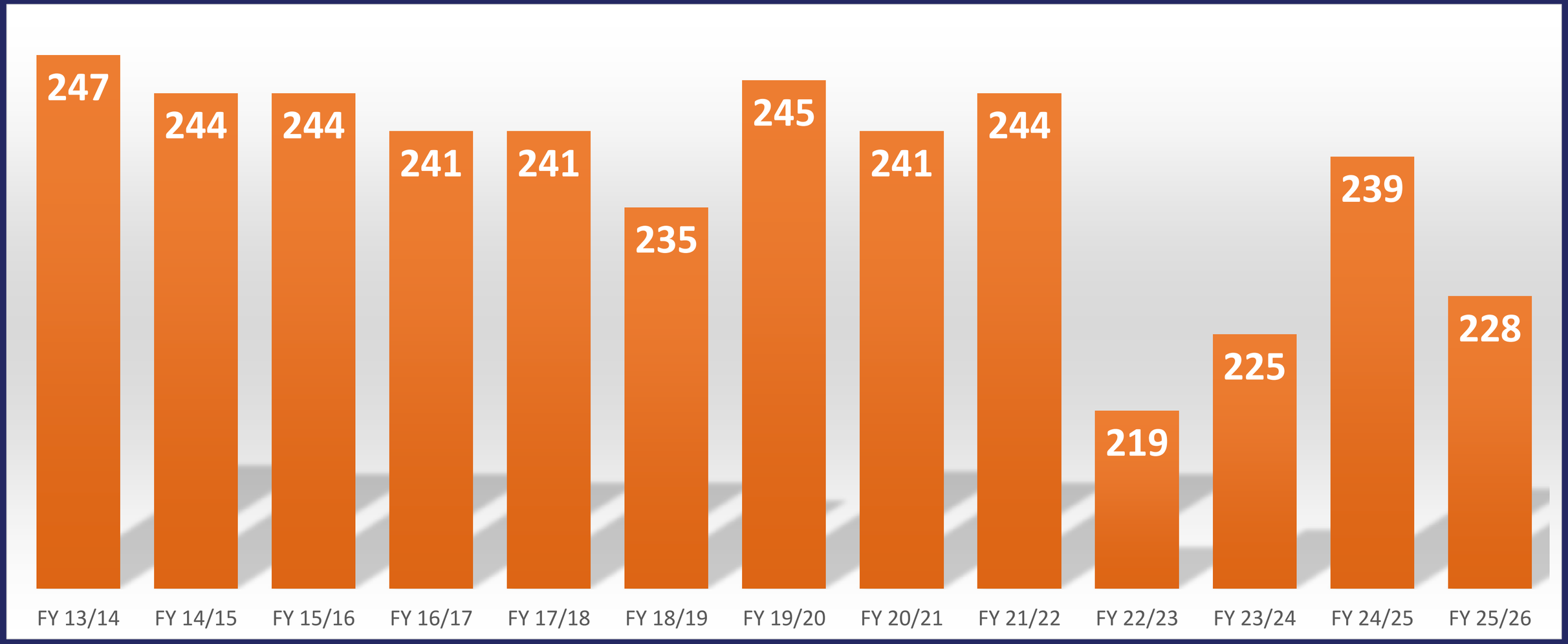

TECHNOLOGICAL INNOVATIONS

TECHNOLOGICAL INNOVATIONS



- **AXON: AUTO TRANSCRIBE**
- **MICROSOFT: PURVIEW**

AXON
AUTO TRANSCRIBE



Automated Transcription Tool

Generates accurate text from audio instantly

Streamlined Workflow

Accelerates transcription and simplifies the process

Improved Accessibility

Creates text transcripts to improve accessibility

MICROSOFT PURVIEW

Microsoft Purview is a suite of solutions that helps organizations manage, govern, and secure their data across hybrid, multicloud environments.



NOTABLE CASE UPDATE



EMMANUEL HARO







BUDGET REQUEST
FY 2026-27

FY 26-27 OVERVIEW

REQUESTED NCC: **$140.1M**

CURRENT NCC ALLOCATION: **$123.9M**

ADDITIONAL NCC NEEDED:

Stay Flat Funding	$13.8M
Public Safety Enterprise Radios	$1.7M
Cryptocurrency/Cybercrimes	$0.7M

WHAT DOES $13.8M INCLUDE?

Labor Concessions/COLA's (RSA/SEIU etc.) $6.6M

Post Bar Law Clerks/Legacy Backfill $6.5M

Cost of Goods and Services (Inflation) $0.7M

PUBLIC SAFETY ENTERPRISE COMMUNICATIONS

Countywide digital radio network that enhances communication, interoperability, and safety for law enforcement.

<u>Features:</u>

- *Robust Coverage*
- *Seamless Interoperability*
- *Full Subscriber Capability*
- *CJIS Compliance*





PUBLIC SAFETY ENTERPRISE COMMUNICATIONS

Total Costs : $1.7M

APX NEXT Radios (172)

- Sworn Investigators
- Investigative Technicians





CRYPTOCURRENCY/CYBERCRIMES



- Crypto Investment Fraud
- Recovery Scams
- Crypto ATM/kiosk Scams
- Extortion, Sextortion & Impersonation

CRYPTOCURRENCY/CYBERCRIMES

Total Costs : $678K

1 Deputy District Attorney
1 Sr. DA Investigator
1 Paralegal
Software/Hardware Costs



FY 26-27 OVERVIEW

REQUESTED NCC: **$140.1M**

CURRENT NCC ALLOCATION: **$123.9M**

ADDITIONAL NCC NEEDED:

Stay Flat Funding	$13.8M
Public Safety Enterprise Radios	$1.7M
Cryptocurrency/Cybercrimes	$0.7M



DISTRICT ATTORNEY
COUNTY OF RIVERSIDE

FISCAL YEAR 26/27 BUDGET BRIEF

CURRENT YEAR BUDGET STATUS

- PROJECTING A BALANCED FY25/26 BUDGET
  - OPERATIONS CONTINUE TO RELY HEAVILY ON JUST-IN-TIME SALARY & BENEFIT FUNDING TOTALING $71.2M.
  - CURRENT STAFFING LEVELS REMAIN AT THE AUTHORIZED MAXIMUM FILL RATE OF 4,345 POSITIONS.
    - ACHIEVING THIS STAFFING LEVEL REQUIRED THE ELIMINATION OF 91 FUNDED POSITIONS.

FY26/27 BUDGET OVERVIEW

RSO NEW FUNDING REQUEST	$271.2M
EO NEW FUNDING ALLOCATION	$ 21.3M
UNFUNDED BUDGET REQUEST	$249.9M

- OF THE $249.9M UNFUNDED BUDGET REQUEST, $138.1M REPRESENTS THE "STAY FLAT" REQUEST. THIS AMOUNT REFLECTS THE FUNDING NECESSARY TO MAINTAIN CURRENT STAFFING LEVELS AND SUSTAIN EXISTING OPERATIONAL AND SERVICE DELIVERY CAPACITIES.

STAY FLAT REQUEST - $138.1M

- SALARY & BENEFITS - $124.3M
  - FY25/26 & FY26/27 MOU & PENSION INCREASES - $122.1M
  - WORKERS COMP INSURANCE INCREASE - $2.2M
- SERVICES & SUPPLIES - $13.8M
  - CAD RMS JIMS SOFTWARE CONTRACTS - $7.4M
  - INSURANCE INCREASE - $5.3M
  - CORONER CONTRACT PATHOLOGISTS - $1.1M

SALARY & BENEFIT CUTS- $124.3M

- STAFFING REDUCTION - 622 POSITIONS OR 14.3%
  - REDUCING UNINCORPORATED AREA STAFFING LEVELS AND REGIONAL PATROL OPERATIONS

THE EO HAS BEEN ADVISED THAT A STAFF REDUCTION OF THIS MAGNITUDE CANNOT BE IMPLEMENTED SAFELY WITHIN A SINGLE YEAR THROUGH NORMAL ATTRITION. ACHIEVING REDUCTIONS OF THIS SCALE WILL REQUIRE A PHASED, MULTI-YEAR IMPLEMENTATION STRATEGY.

RSO WILL CONTINUE WORKING COLLABORATIVELY WITH THE EO TO RESPONSIBLY REDUCE THE SALARY AND BENEFIT FUNDING GAP OVER THE NEXT MULTIPLE FISCAL YEARS WHILE WORKING TO PRESERVE CORE PUBLIC SAFETY SERVICES AND MINIMIZE OPERATIONAL DISRUPTIONS.

FUNDING REQUEST

- CAD RMS JIMS SOFTWARE CONTRACTS - $7.4M
  - CONTINUATION OF SECOND-YEAR FUNDING FOR CRITICAL PUBLIC SAFETY TECHNOLOGY SYSTEMS PREVIOUSLY SUPPORTED IN FY25/26.
- CORONER CONTRACT PATHOLOGISTS - $1.1M
  - MARKET-DRIVEN CONTRACT RATE INCREASES NECESSARY TO MAINTAIN MANDATED FORENSIC PATHOLOGY SERVICES.
  - SALARY SAVINGS HAVE HISTORICALLY COVERED THE CONTRACT INCREASES.

FUTURE COST CONCERNS

- UNFUNDED MOU INCREASES
- CORRECTIONS OPTIMAL STAFFING
  - $84.6M – 576 POSITIONS
- JBDC PHASE II & III
  - $58.5M – 312 POSITIONS
- BEN CLARK MODERNIZATION PROJECT
- MARCH AIR BASE HANGAR
- CAPITAL IMPROVEMENT PROJECTS



QUESTIONS

AUGMENTATION BUDGET REQUEST FY26/27 JUNE 8, 2026

EMERGENCY COMMAND CENTER GROWTH



EMERGENCY COMMAND CTR GROWTH	Qty	REVENUE	ONGOING	ONE-TIME	TOTAL REQUEST NET REVENUE
ECC Call Takers	6	(398,536)	653,338		254,802
Supv Fire Dispatcher	2	(208,920)	342,492		133,572
Sr Fire Dispatcher	4	(359,419)	589,212		229,793
Fire Communications Dispatcher	6	(433,483)	710,628		277,145
	TOTALS	**(1,400,359)**	**2,295,670**	**-**	**895,311**

FY 2026-27

Budget Presentation



AGENDA

- DEPARTMENT OVERVIEW
- BUDGET BRIEF
  - •ASSESSOR
  - •COUNTY CLERK-RECORDER
- FUNDING PRIORITIES
- QUESTIONS



ABOUT THE ACR

MISSION

Fulfill the legally and locally mandated functions of the Riverside County Assessor-County Clerk-Recorder and Records, Management Program in an accurate, timely, professional and courteous manner and to ensure high-quality service.

VISION

To simplify the business of life for our communities through innovative solutions, trusted expertise, and a fully engaged workforce.

WHAT WE DO – CORE FUNCTIONS

ASSESSOR

- Value all taxable property
- Ensure fair and accurate assessments that support essential County services
- Defend Appeals

COUNTY CLERK

- Fictitious Business Name Filings
- Issue marriage licenses and perform ceremonies
- Offer official registrations and notary services

RECORDER

- Provide Vital Records
- Record and protect property and legal documents
- Safeguard property rights and support real estate transactions

RECORDS MANAGEMENT

- Manage County records
- Ensure compliance, security and integrity
- Improve access and efficiency

ARCHIVES

- Preserve and protect historical records
- Provide access for research and public use

ACR-HOW PROPERTY TAX REVENUE FLOWS

KEY MESSAGE: ACR facilitates the revenue that funds schools, public safety, infrastructure, and County services.

REVENUE BEGINS HERE

CITY/COUNTY AGENCIES
Building Permits & Ownership Records

RECORDER
Records Property Documents

ASSESSOR
Establishes Property Value

AUDITOR-CONTROLLER
Calculates Property Taxes

TAX COLLECTOR
Bills & Collects Taxes

AUDITOR-CONTROLLER
Distributes Revenue Countywide

TOTAL ANNUAL PROPERTY TAX REVENUE
$4.6 BILLION

Creates the Estimated Assessment Roll
$485 BILLION
FY 2026 (ESTIMATED)

Property Tax Distribution

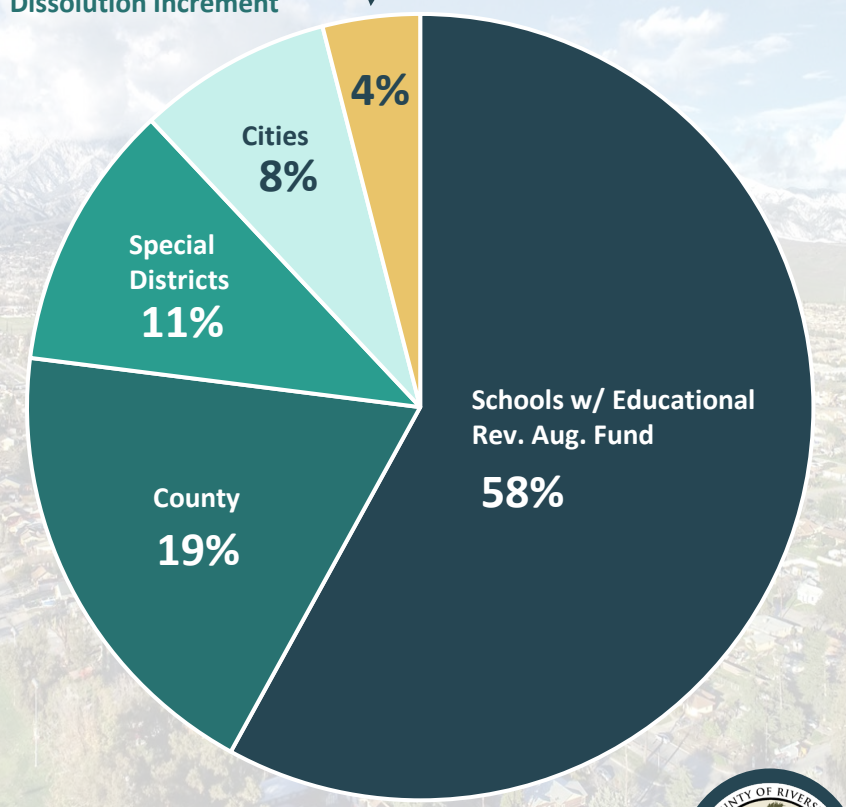

Riverside County
Assessor | County Clerk | Recorder

www.rivcoacr.org

ACR-FY 2025-26 DISCRETIONARY REVENUE

IT ALL STARTS HERE

THE ASSESSOR

Discovers inventories and values all taxable property.

ACCURATE ASSESSMENT ROLL (ACR)

The Assessment Roll is certified and delivered to the Auditor-Controller

TWO MAJOR REVENUE SOURCES POWERED BY THE ACR

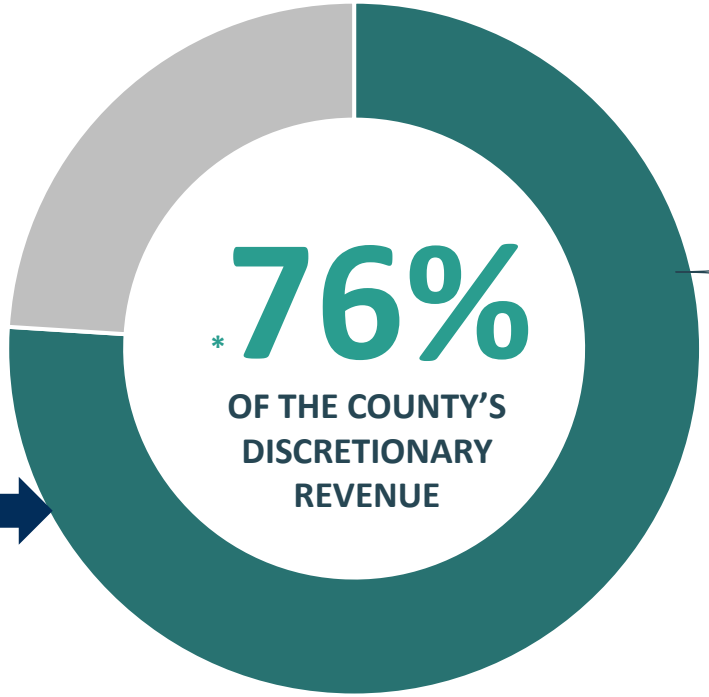

*Driven by Property Taxes & Motor Vehicle In-Lieu Fees

FY 2025-26 3RD QUARTER ESTIMATE

PROPERTY TAXES (VIA ANNUAL ROLL)	$616.44M
MOTOR VEHICLE IN-LIEU FEES (VLF)	$419.34M
ALL OTHER DISCRETIONARY REVENUE SOURCES	$329.72M

TOTAL DISCRETIONARY REVENUE

$1,365.5M

ACR BUDGET OVERVIEW FY 2026-27

	ASSESSOR	CLERK-RECORDER	HR, FISCAL, IT, FACILITIES	CREST	TOTAL
# of Positions	211	119	55	6	391
Departmental Revenue	$22,702,541	$22,027,878	$13,668,300	$8,132,669	$66,531,388
Use of Fund Balance	$0	$3,155,038	$0	$1,475,782	$4,630,820
NCC (Roll Forward)	$17,125,450	$3,586,101	$0	$0	$20,711,551
Total Funding	$39,827,991	$28,769,017	$13,668,300	$9,608,451	$91,873,759
Expenditures	$43,920,378	$31,193,013	$13,668,300	$9,608,451	$98,390,142
Year-End Surplus (Deficit)	($4,092,387)	($2,423,996)	$0	$0	($6,516,383)
# of Position Dollar Equivalent	29	20	-	-	49

- **Maintains current service levels**
- **No new programs or positions**

ASSESSOR

FY 2026-27

Budget Summary

Facilitating the County's largest discretionary revenue source.

$43.9M 2026-27 Requested Budget

$39.8M 2026-27 CEO Recommended Budget

($4.1M) Ongoing NCC Need

29 # of Position Dollar Equivalent

WHY NCC SUPPORT IS REQUIRED FOR THE ASSESSOR DIVISION

1. BUDGET PRESSURES (GAP DRIVERS)

$7.8M

- **Revenue Decline**
  Supplemental and Timeshare revenue
- **Cost Increase**
- **Reserve Depletion**

2. OFFSET/REDUCTIONS

($3.7M)

- **SB 2557 Offset (Revenue Reimbursement)**
- **Internal Cost Reductions**

3. REMAINING ONGOING NEED (STRUCTURAL GAP)

($4.1M)

- **Maintains current service levels**

Your ongoing support protects the County's largest discretionary revenue source and sustains essential services for our communities.

ASSESSMENT ROLL UNITS

Assessments consist of the following property types:

- Agriculture
- Business Personal Property
- Commercial
- Manufactured Homes
- Residential

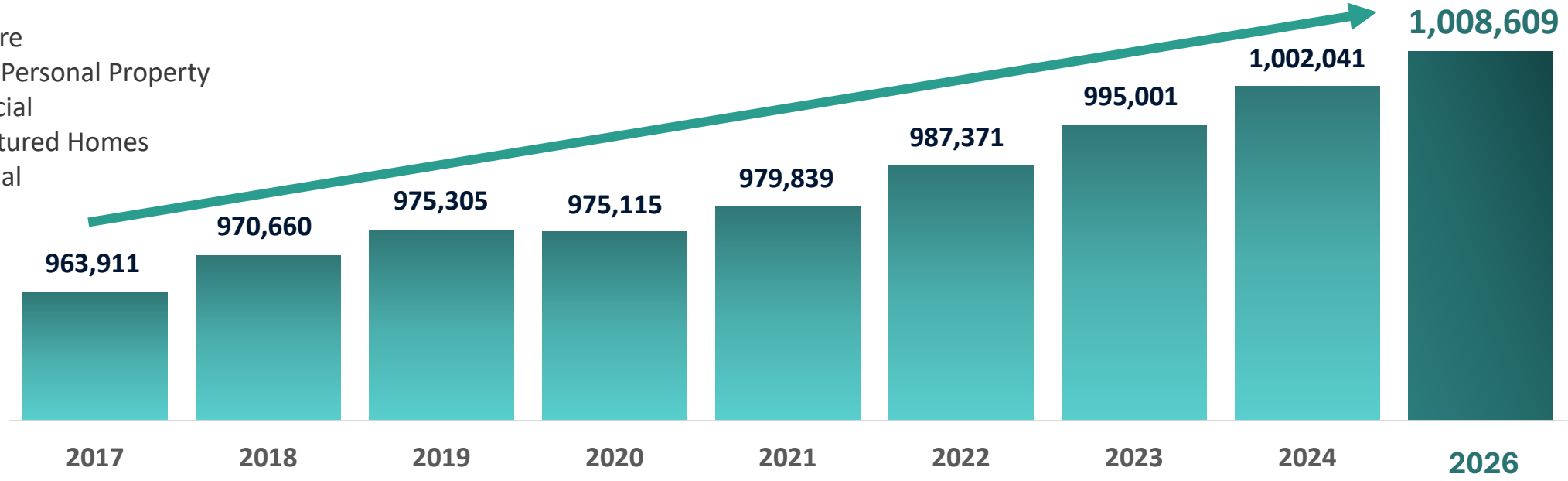

Steady growth in units reflects increases in operational demands.

EFFICIENCY – COUNTY COMPARISON

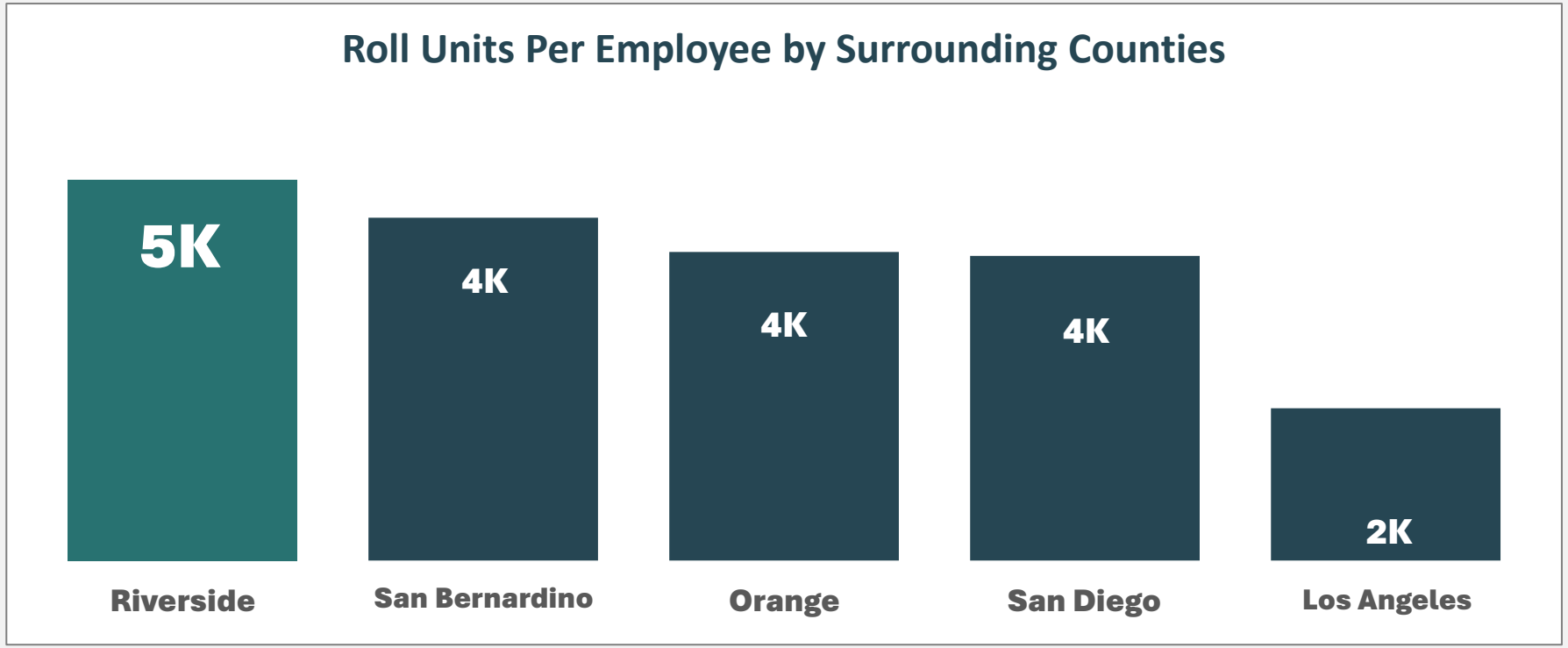

RIVERSIDE COUNTY LEADS IN EMPLOYEE PRODUCTIVITY.

Our team continues to drive efficiency while supporting the County's revenue base.

NCC COMPARISON

Riverside County is the least NCC supported when compared with other Counties

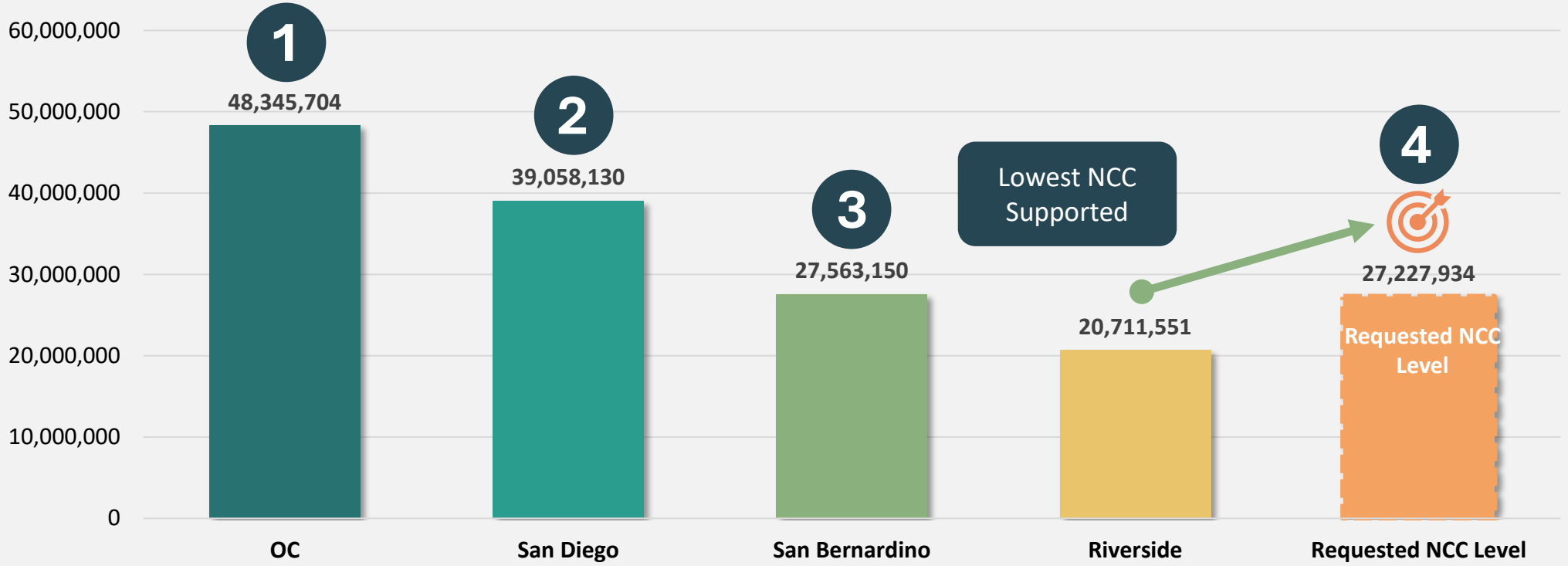

ACTIONS TAKEN TO MINIMIZE REQUEST

Internal Cost Reductions

Implemented ongoing actions to reduce costs and improved efficiencies.

Eliminated non-essential contracts to reduce operating costs

Restricted hiring to critical backfills only.

Leveraging AI and system enhancements to create long-term efficiencies.

CLERK-RECORDER

FY 2026-27

Budget Summary

$31.1M — 2026-27 Requested Budget

$28.7M — 2026-27 CEO Recommended Budget

($2.4M) — Remaining Funding Gap

20 # of Position Dollar Equivalent

WHY NCC SUPPORT FOR THE CLERK-RECORDER DIVISION IS REQUIRED

1. BUDGET PRESSURES (GAP DRIVERS)

$6.3M

- Operating cost increases
- Revenue growth not keeping pace with operating costs

2. OFFSET/REDUCTIONS

($3.9M)

- Subfund Reserves Utilized
- Internal Cost Reductions

3. REMAINING ONGOING NEED (STRUCTURAL GAP)

($2.4M)

- Maintains current service levels

Internal actions have already been implemented to reduce the NCC request.

ACTIONS TAKEN TO MINIMIZE REQUEST

$3.1M in Subfunds Reserves applied

Utilizing reserve funds for modernization, conversion, and electronic recording costs as authorized by law

Restricted hiring to essential backfills

Staffing aligned to critical operational needs only.

Leveraging AI & system enhancements

Driving automation and improved workflows to reduce costs.

Partnering with CRAC to support AB 2224

Supports long-term Recorder fee revenue

Supports sustainability of essential recording and public services

WHY INVEST IN THE CLERK-RECORDER

SERVICES WE OFFER

Records and secures property transactions
that directly support the assessment roll and County property tax-revenue.

Delivers essential services -
including vital records, marriage services, and real property recordings

Records Management
Manage County records

Archives
Preserving the County's historical records and ensuring public access.

KEY IMPACT

487,617
Residents Served (+10%)

455,306
Transactions Annually

Secure • Accurate • Compliant

COUNTY CLERK-RECORDER
SERVICE DELIVERY AT A GLANCE

6 Office Locations

- Riverside (Gateway)
- Riverside (Downtown)
- Hemet
- Palm Desert
- Temecula
- Blythe

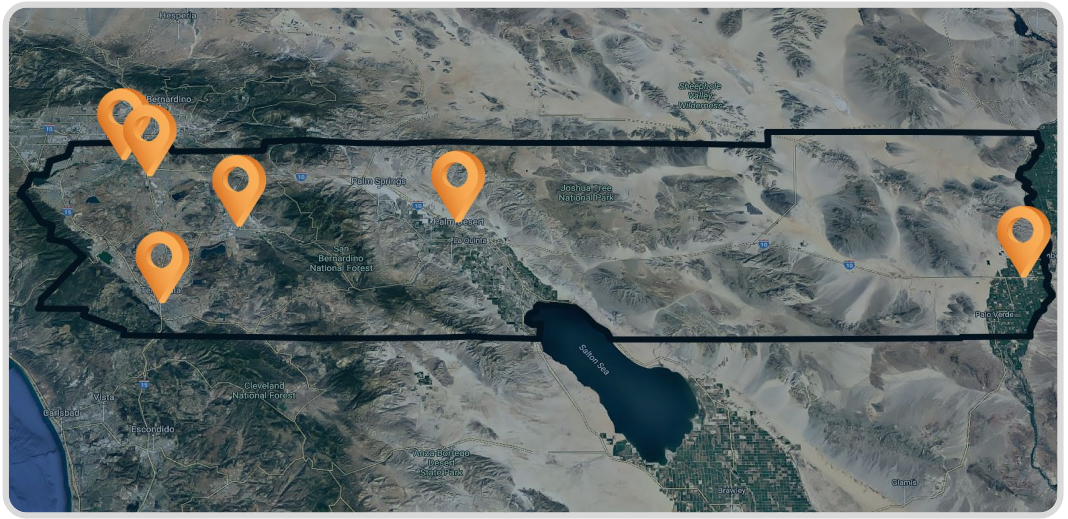

How Residents Reach Us

210,677
Telephone Calls

140,160
Standard Mail

121,039
In-Person Visits

15,741
Emails Received

County Clerk

FBNs filed	15,635
Public marriage licenses	11,472
Marriage ceremonies	6,986
Notary public registrations	1,748
Confidential marriage licenses	1,930
Fish & game filings	1,331

Recorder

Official records recorded	433,705
Vital record copies issued	154,761
Official record copies issued	30,182

Every recorded document enables property taxation, supports economic activity, and protects the public's legal rights.

IMPACTS IF NCC SUPPORT IS NOT PROVIDED

ASSESSOR

- Potential reduction of up to **29** staff.
- Delay or disruption of the annual assessment roll
- Reduced capacity for new growth discovery and supplemental billing
- Higher risk of errors, appeals, and revenue loss
- Inability to defend **$25B in appeals = $50M in County Revenue**

CLERK-RECORDER

- Potential reduction of up to **20** staff.
- Slower processing of vital records, recordings, and ceremonies
- Potential closure or consolidation of service locations
- Recording backlogs impacting real estate and legal notices

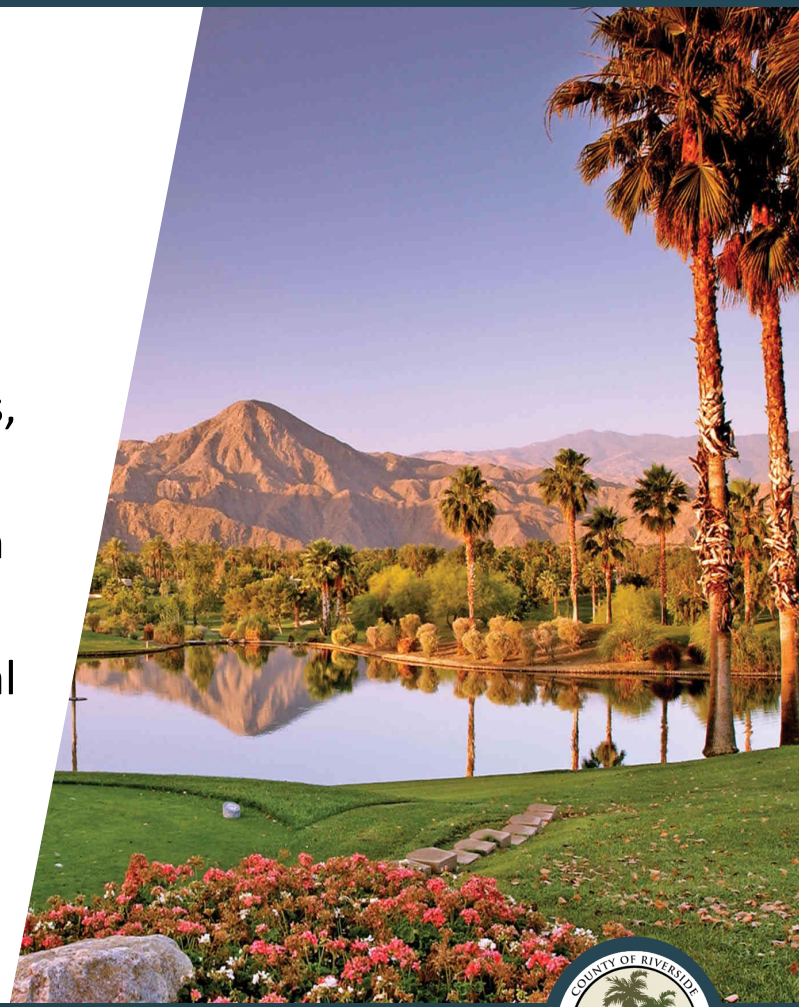

OUR PATH AHEAD

- Continue to improve process efficiencies and accuracies across every facet of our organization.
- Work with State legislature to bring Recorder revenues in balance with expenditures.
- Optimize staffing deployment as processes and service levels change.
- Leverage emergent technology and data to better serve our customers.



Questions?

www.rivcoacr.org



Auditor-Controller

FY26/27

Proposed Budget

BEN J. BENOIT
AUDITOR-CONTROLLER

TANYA S. HARRIS, CPA
ASSISTANT AUDITOR-CONTROLLER

JONATHAN JENSEN, CPP
ASSISTANT AUDITOR-CONTROLLER



WELCOME & OPENING REMARKS

“Behind every report, audit, payroll, and financial transaction is a commitment to the people of Riverside County”

BEN J. BENOIT
AUDITOR-CONTROLLER
COUNTY OF RIVERSIDE

DELIVERING ACCOUNTABILITY THROUGH EVERY DIVISION



PROPERTY TAX DIVISION

Administers the apportionment and distribution of property tax revenues to schools, cities, special districts, and County agencies.



GENERAL ACCOUNTING DIVISION

Reviews and approves County financial transactions, supports accurate reporting, maintains accounting records, and produces key financial reports.



INTERNAL AUDITS DIVISION

Conducts independent financial and operational audits and evaluations to strengthen internal controls, accountability, and operational effectiveness.



PAYROLL DIVISION

Processes payroll, payroll accounting, reconciliations, tax deposits, deductions, reports, and related employee payment transactions.

AUDITOR-CONTROLLER FY26/27 PROPOSED BUDGET

PROPOSED POSITION ADDITIONS 13001

- IT SUPV USER SUPPORT TECH
- ADMIN SVCS ASST
- ACCOUNTING TECHNICIAN I
- SR ACCOUNTANT

TOTAL ANNUAL ASK

$509,695

QUESTIONS & DISCUSSION

ANY QUESTIONS?

THANK YOU FOR YOUR TIME AND ATTENTION.

WE WELCOME YOUR QUESTIONS, FEEDBACK, AND DISCUSSION.





Registrar of Voters

FY26/27 Budget Hearing

The Registrar of Voters (ROV) is responsible for providing equal access for all eligible citizens in Riverside County to participate in the democratic process. The ROV is also entrusted with protecting the integrity of votes and maintaining transparent, accurate and fair elections for federal, state and local offices.

June 8, 2026

Registrar of Voters | RivCo VOTE
Your Voice. Every Vote. Our Future.

FY 26/27 Budget: Revenues and Workforce

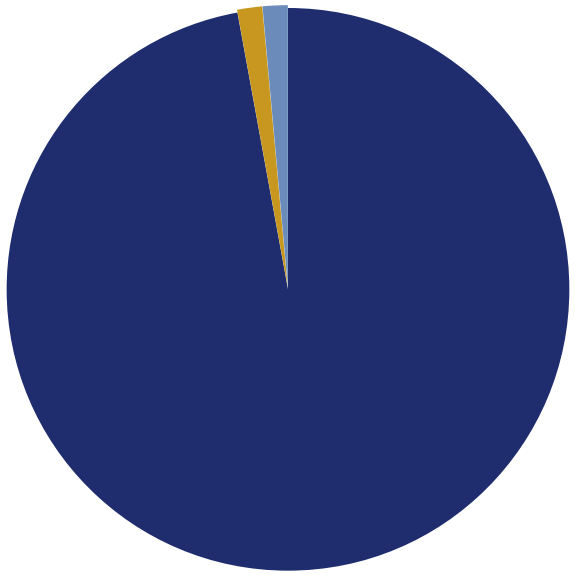

Total Budget

$21,895,442

Charges for Current Services	**$9.4M**
State Funds	**$315k**
Miscellaneous Revenue	**$20k**

Who Delivers the Work

A permanent team is multiplied by thousands of temporary staff and volunteers every election cycle.

56

Full-Time ROV Staff

Permanent employees

1,200+

Temporary Hires (TAP)

Engaged during elections

~2,500

Paid Volunteers

Engaged during elections



RivCo VOTE
Your Voice. Every Vote. Our Future.

Elections Outreach Coordinator Position

Role Overview

The Elections Outreach Coordinator serves as the ROV's dedicated direct report to the Public Information Officer, leading voter engagement initiatives including digital communications, voter education, and public outreach efforts.

This role could further ensure Riverside County residents receive clear, consistent, and trusted information about elections - before, during, and after every election cycle.

Key Responsibilities

- Voter engagement initiatives and public education campaigns
  - Digital communications and social media strategy
  - Multimedia content production and management
  - Community events planning and coordination
- Backup/redundancy for critical communications



Registrar of Voters | RivCo VOTE

Your Voice. Every Vote. Our Future.

Why This Role is Mission Critical

- Elections are a public trust function – timely and accurate messaging provides confidence throughout the entire process.
- The coordinator will understand election law to enhance voter outreach and engagement.
- Court-mandated outreach obligations require structured, trackable, and consistent public engagement - this role can further assist the ROV with that function.
- Redundancy and backup coverage during high-volume election periods is a core operational safeguard.



1.4M+

Registered voters
in the County of Riverside

3

Dedicated outreach
staff currently

Registrar of Voters

RivCo VOTE

Your Voice. Every Vote. Our Future.

Budget Request – By the Numbers

Position Cost Summary

Request	Amount
Elections Outreach Coordinator (new position)	$132,315
GRAND TOTAL	**$132,315**



RivCo VOTE
Your Voice. Every Vote. Our Future.

The Case for Approval

- This request fulfills a real operational gap.
- Compliance with court-ordered voter outreach obligations requires dedicated staffing.
- This position is a cost-effective investment in public trust and operational resilience.
- The ROV is committed to responsible stewardship – this public facing role furthers that commitment.



Registrar of Voters | RivCo VOTE
Your Voice. Every Vote. Our Future.

County of Riverside Registrar of Voters



Questions?

Registrar of Voters

RivCo VOTE

Your Voice. Every Vote. Our Future.



Registrar of Voters

RivCo VOTE

Your Voice. Every Vote. Our Future.

SCAN BELOW TO FOLLOW US ON SOCIAL MEDIA!

2724 Gateway Dr
Riverside, CA 92507

www.voteinfo.net

(951) 486-7200

rovweb@rivco.org



Department of Animal Services

Fiscal Year 26/27

Calendar Year 2025 in Review

INTAKE:

DOGS - 19,277

CATS - 9,816

LIVE RELEASE RATE:

DOGS - 86.7%

CATS - 73.4%

ADOPTIONS:

11,397 total adoptions

13% increase from 2024

RESCUE TRANSFERS:

5,560

Calendar Year 2025 in Review

CALLS FOR SERVICE:
39,712

SPAY & NEUTER:
17,349 surgeries performed,
19% increase from 2024

VOLUNTEER HOURS:
30,530

Operational Updates

- **Extended public hours -** open on Sundays and extended hours on weekdays
- **Waived Return-to-Owner fees** to return more pets home
- **Added daily report cards** to the website to increase transparency
- **Increased fee-waived adoption events**
- **Enhanced marketing efforts**
- **Staff training** investment into animal enrichment program
- **Foster program enhancements** to increase more live outcomes and stronger foster network
- **Building community engagement** and volunteer retention





Additional Programs

- **Dog Day Out** - field trips to reduce shelter stress
- **Ticket to Ride** – short-term foster for pets scheduled for cross-country adoption
- **Increased cross-country flight transfers**
- **DIBS program** - pre-adoption to help reduce shelter stay
- **Most Vulnerable Pets page (MVP)** - to highlight pets needing extra help



Ironwood Dog Foster Program

- Dogs in the program learn manners to prepare them for adoption
- Focuses on long stay dogs with the greatest need
- 98 dogs sent to the program since the start

38 Dogs Adopted!

Project Get Out



TWO PUPS WELLNESS FUND

Project Get Out

Buckaroo was the first RivCo dog to be rescued by the Mary S. Roberts Pet Adoption Center!

Jason Heigl FOUNDATION

DONATE TODAY!

Media Campaign Funding

- Paid media to promote adoptions, foster, and all lifesaving programs
- Although DAS recently increased city contract costs, paid media outreach was never a part of the budget other than staff. The department has never routinely used paid media sources
- Ad Hoc Recommendation

Total: $250,000

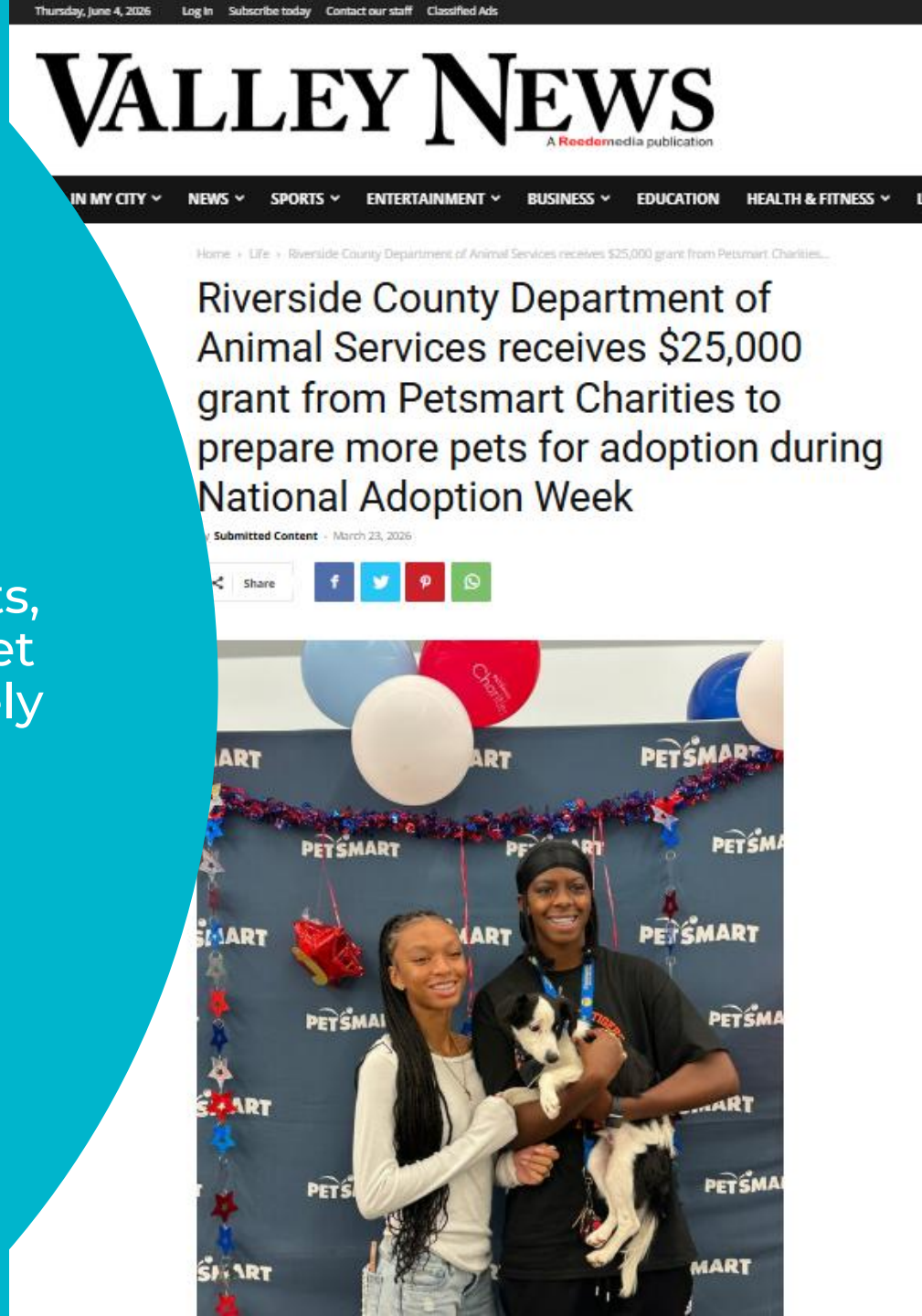



Thank you!

Riverside County Department of Animal Services

www.rcdas.org

RivCo RISE

Building a No-Kill Community Together

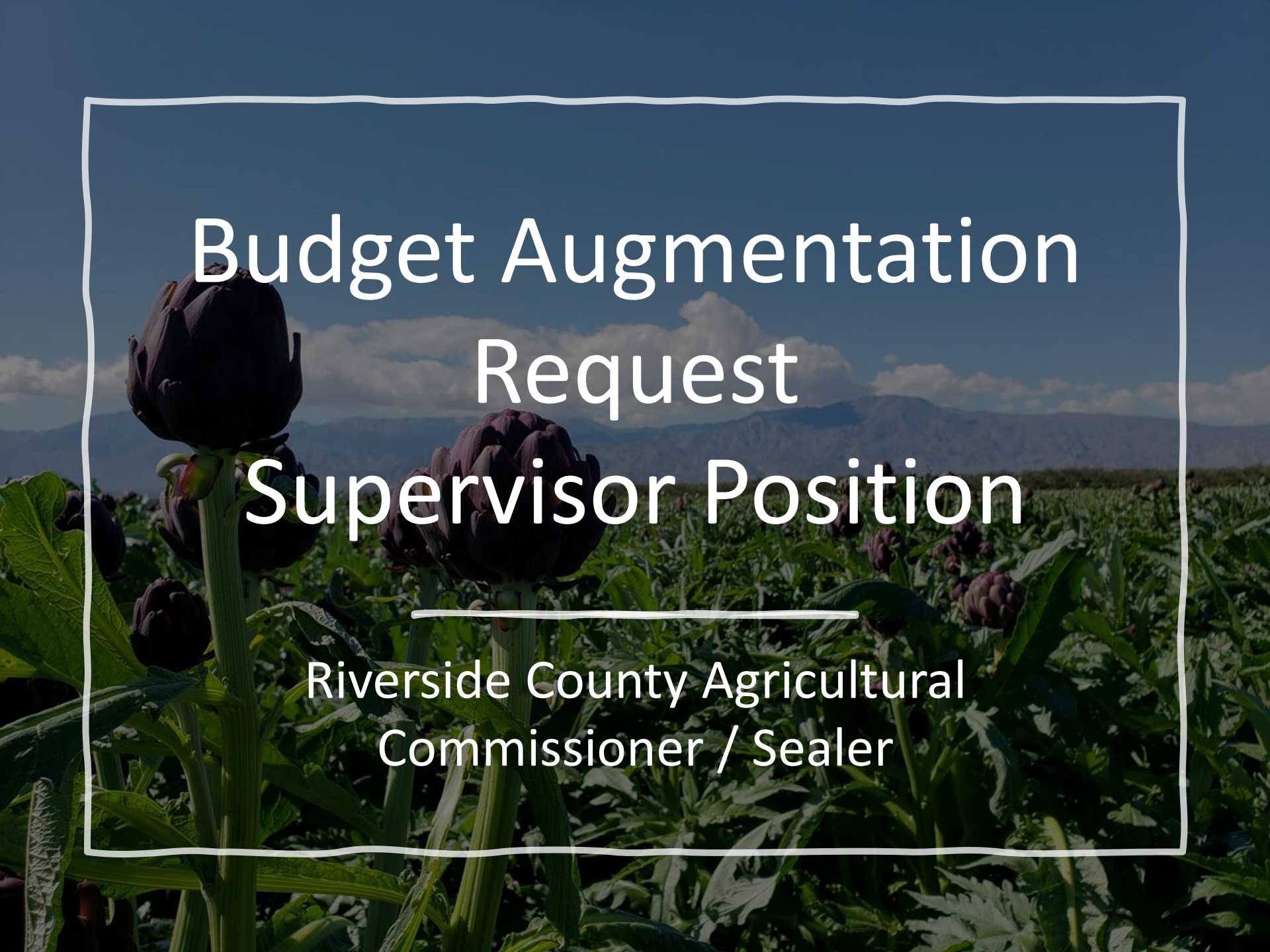

Budget Augmentation Request Supervisor Position

Riverside County Agricultural Commissioner / Sealer

Addition of Supervising Agricultural & Standards Investigator



Cost Requested: **$149,863**

- Adds supervisory capacity as workload grows
- Supports compliance, training, and program oversight
- Riverside District Supervisor: Oversees 18 staff members
  - Industry Standard:

  5–10 staff per supervisor

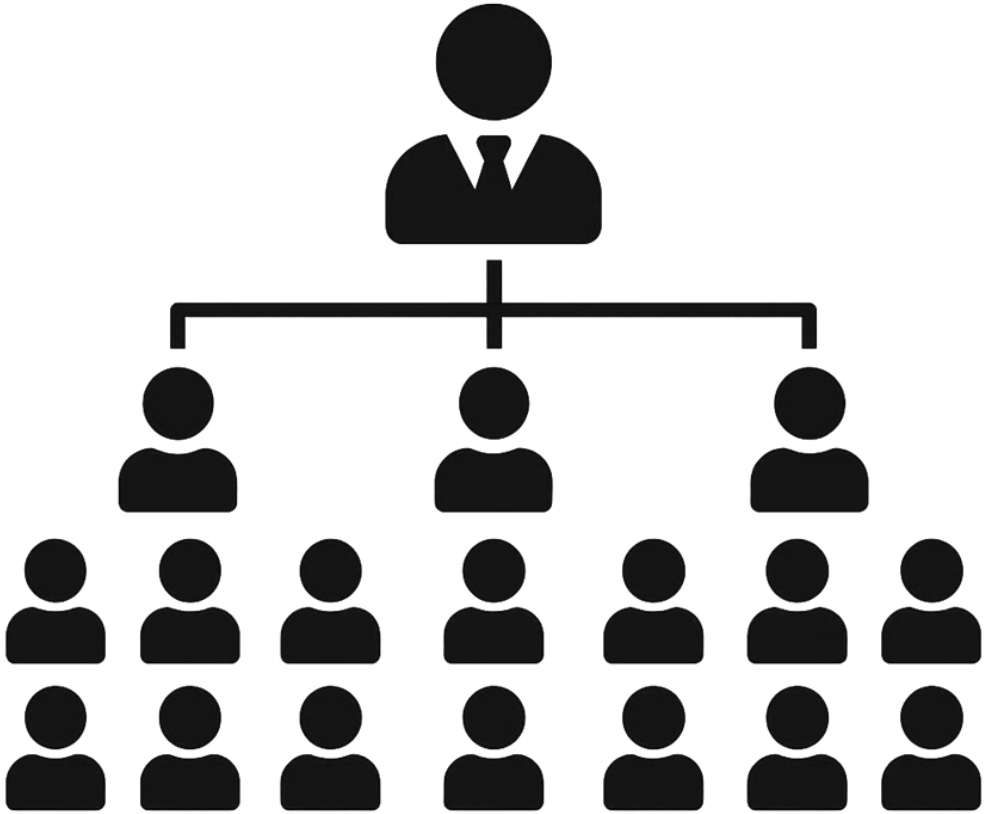

Increasing Workloads

	24/25	25/26	Increase
Certified Farmer's Market Inspections	38	59	55.30%
Egg Quality Inspections	1,524	2,094	37.40%
Pesticide Use Inspections	2,647	3,365	27.10%
Weights & Measures Regulated	125,301	153,903	22.80%
Certified Producer Certificate Holders	169	202	19.50%

Protecting Consumers as Riverside's Crop Value Rises

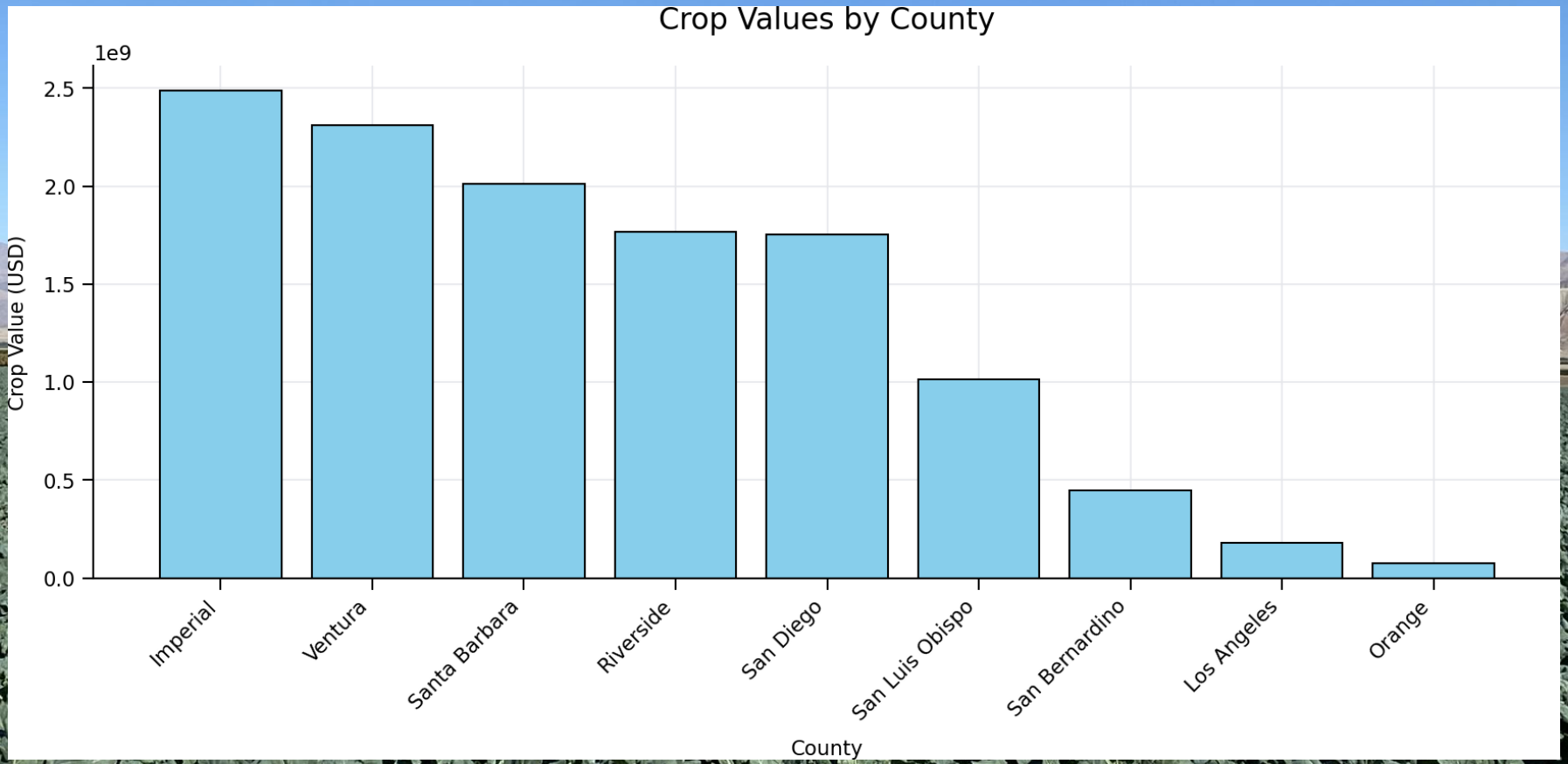



Ensuring Consumer Protection



Supervisor position

$149,863



Total Augmentation Request

Total Requested: $149,863

- Ensures service continuity and regulatory compliance

Riverside County Office of Economic Development

FY 2026-27 Budget Hearing







RIVERSIDE COUNTY ECONOMIC DEVELOPMENT STRATEGIC PLAN

2026-2030
ECONOMIC DEVELOPMENT
STRATEGIC PLAN



Five-Year Roadmap

- Strengthen the Economy
- Expand Access to High-Quality Jobs
- Support Entrepreneurship and Innovation
- Align Investment with Industry Growth

Riverside County's Target Industries

Represent the Greatest Opportunity for High-Quality Job Creation, Research & Development, Innovation & Export-Driven Economic Growth

- Advanced Manufacturing
- Ag & Bio Tech
- Green Tech/Clean Energy
- Creative Media & Digital Production
- Cybersecurity
- Hospitality & Tourism
- Transportation & Logistics

RIVERSIDE COUNTY
OFFICE OF ECONOMIC DEVELOPMENT
www.RivCoED.org

STRATEGIC INDUSTRY ENGAGEMENT

These outcomes demonstrate the direct return on investment generated through targeted business development and industry engagement activities such as trade shows, meetings, and conferences.

Target Audiences

- Corporate Executives
- Site Selectors
- Investors (Domestic & International)
- Entrepreneurs & Startup Founders
- Industry Associations & Trade Organizations



Ohmio (Clean Energy/EV)



Voltu Motors (Clean Energy/EV)

Industry Successes & Momentum Include

- **Rivian Automotive (Clean Energy/EV)** - Expanding operations with a 49,000-square-foot facility supporting EV sales, service, and charging infrastructure.
- **Abbott (Health Tech)** - Continuing to invest in Riverside County through the manufacturing of medical devices and diagnostics for global healthcare markets.
- **Seedorina (AgTech)** - Uruguay-based company expanding agricultural innovation and sustainable farming technologies, strengthening the region's agtech sector.
- **Combustion Associates, Inc. (CAI) (Clean Energy & Advanced Manufacturing)** - Chose Riverside County over Texas and North Carolina for expansion, supporting increased demand for power-generation systems.
- **MilliporeSigma (Biotech & Life Sciences)** - Biotechnology manufacturing that supports research and biopharmaceutical production.

RIVERSIDE COUNTY'S INNOVATION & ENTREPRENEURIAL ECOSYSTEM

- Riverside County currently supports **9 innovation centers**
- Expanding to **10 centers in early 2027** with the opening of UCR's OASIS campus
- Demonstrating the impact of Board of Supervisors support and partner collaboration, 2 of the County's 9 innovation centers trained and assisted over 8,641 businesses and entrepreneurs in 2025
- Directly aligns with Economic Development Strategic Plan Priority Sectors

Innovation Ecosystem Supports

- Entrepreneurs & Startups
- Small Businesses
- Workforce Development
- High-Growth Industries

RivCo Innovation Successes

Riverside County Innovation Centers



RIVERSIDE COUNTY
OFFICE OF ECONOMIC DEVELOPMENT
www.RivCoED.org

RIVERSIDE COUNTY FILM COMMISSION

ECONOMIC IMPACT AT A GLANCE (2025)

INLAND SOUTHERN CALIFORNIA
RIVERSIDE COUNTY
FILM COMMISSION

262
PERMITS ISSUED
County, Cities, State, Forest Service & BLM

369
PERMITTED PRODUCTION DAYS

$10,026,500
ECONOMIC IMPACT

PROJECTS INCLUDE

19
FEATURES

30
TV EPISODIC

40
TV REALITY

24
COMMERCIALS

3
MUSIC VIDEOS

RIVERSIDE COUNTY
OFFICE OF ECONOMIC DEVELOPMENT
www.RivCoED.org

RIVERSIDE COUNTY FILM COMMISSION - DRIVING OPPORTUNITY

FAM TOURS

LAST YEAR
4 FAM tours
33 location managers hosted

2026 TO DATE
2 FAM tours
(Southwest County and Pass Area/Idyllwild)

ADDITIONAL TOURS
2 FAM tours planned in the Coachella Valley

35
location managers and industry attendees anticipated in 2026



- Many attendees are members of Location Managers Guild International (LMGI)
- Participating location managers have been associated with productions including:

Westworld, Ford vs. Ferrari, Interstellar, Crime 101, One Battle After Another, and 9-1-1

Collectively, nearly

70

location managers and industry representatives experienced Riverside County firsthand over a two-year period.

KEY FILM INDUSTRY PARTNERSHIPS

- Palm Springs International Film Society
- Film Liaisons in California Statewide (FLICS)
- Location Managers Guild International (LMGI)
- California On Location Awards (COLA)
- Industry Advertising Campaigns
- Annual Riverside County FAM Tours

These efforts are essential to remain competitive with other California regions aggressively pursuing film and television productions.

Strategic investment today supports long-term economic growth, industry diversification, and high-quality job creation throughout Riverside County.

RIVERSIDE COUNTY
OFFICE OF ECONOMIC DEVELOPMENT
www.RivCoED.org

RIVERSIDE COUNTY Innovation
RIVCOINNOVATION.ORG

INLAND SOUTHERN CALIFORNIA
RIVERSIDE COUNTY
FILM COMMISSION

FY 2026–27 BUDGET REQUEST
INVESTING IN INNOVATION & FILM

REQUESTING ADDITIONAL FUNDING TO SUPPORT ENTREPRENEURSHIP AND STRENGTHEN KEY INDUSTRIES, BUILDING ECONOMIC MOMENTUM AND ELEVATING RIVERSIDE COUNTY'S ECONOMIC PROFILE.

INNOVATION CENTERS

$250,000

ADDITIONAL FUNDING REQUEST

- Expand resources for entrepreneurs and startups
- Accelerate business growth and job creation
- Strengthen innovation ecosystem across Riverside County
- Drive long-term economic competitiveness

FILM COMMISSION

$100,000

ADDITIONAL FUNDING REQUEST

- Market Riverside County as a premier filming destination
- Increase production activity and local spending
- Support industry engagement and FAM tours
- Create jobs and promote the region's diverse assets

TOTAL INVESTMENT REQUEST

$350,000

STRATEGIC INVESTMENT.
STRONGER FUTURE.

YOUR INVESTMENT DRIVES RESULTS

ECONOMIC GROWTH
Attracts businesses, investment, and high-quality jobs.

COMMUNITY IMPACT
Strengthens workforce opportunities and supports local talent.

COUNTY VISIBILITY
Positions Riverside County as a leader in innovation and film production.

INDUSTRY GROWTH
Expands partnerships and brings more projects to the region.

LONG-TERM VALUE
Generates sustainable returns for Riverside County residents and businesses.



ELEVATING THE ECONOMIC PROFILE OF RIVERSIDE COUNTY

Thank you for your continued support.

Together, with the support of the Board of Supervisors and our partners, we are building momentum, expanding opportunity, and strengthening Riverside County's competitive position.

RIVERSIDE COUNTY
OFFICE OF ECONOMIC DEVELOPMENT



2026 - 2027 Budget Hearing

Riverside County Planning Department

COUNTY OF RIVERSIDE • TRANSPORTATION and LAND MANAGEMENT AGENCY • TLMA

RIVERSIDE COUNTY PLANNING DEPARTMENT



ORDINANCE NO. 348 – AB 98 WAREHOUSE TRUCK ROUTES

- Update "Good Neighbor" Policy
- Update Ordinance No. 348 (Land Use)
- Create Countywide Truck Route System
  - Outreach
  - Update General Plan / Area Plans
  - CEQA
- Expenditure = $250,000



Ordinance No. 847 (NOISE)

- Overhaul to Noise Ordinance
- Includes:
  - Ordinance Rewrite
  - Outreach
  - Public Hearings
- Expenditure = $50,000



CABAZON COMMUNITY PLAN

- Cabazon Community Plan
- Includes:
  - Land Use Changes
  - Infrastructure Analysis
  - Branding
  - Outreach
- Expenditure = $75,000



NEW HIGH FIRE MAPS

- New State High Fire Designations
- Update General Plan (Safety Element) / Area Plans
  - Revised Maps
  - Revised Policies
  - Outreach
- Expenditure = $150,000



INCLUSIONARY HOUSING & WAREHOUSE LINKAGE FEES

- Create fee program in support of affordable housing
- Housing Element implementation program
- Includes:
  - Warehouse Linkage Fees
  - Inclusionary Housing Fee
  - Outreach
  - Nexus Studies
- Expenditure = $150,000



ORDINANCE NO. 460 (SUBDIVISIONS)

- Rewrite of Subdivision Ordinance (Ord No. 460)
- Includes:
  - Ordinance Rewrite
  - Outreach
  - Public Hearings
- Expenditure = $100,000



FGPA PROCESS CHANGES

- Amendments to General Plan and Land Use Ord
- Includes:
  - Ordinance & General Plan Rewrites
  - Outreach
  - Public Hearings
- Expenditure = $50,000



PRO HOUSING DESIGNATION

- Obtain State Designation (HCD)
- Become More Competitive with Grant Funding
- Includes:
  - Outreach / Partnerships
  - Application Submittal & Approval
- Expenditure = $75,000

SUMMARY

FY26/27 Priority Projects - Board Member Requests

Project Description	Dept Priority	Amount
Amendment to Ord. 847 (Noise Ordinance	2	$50,000
Cabazon Community Plan (GPA 01206)	3	$75,000
Ord No. 460 Overhaul- SB9 & R&F & AB1033	6	$100,000

FY26/27 Priority Projects - Legislative Mandates

Project Description	Dept Priority	Amount
AB98 - Warehouse Amendment, Board Policy F3	1	$250,000
General Plan Amendment – New Fire Maps	4	$150,000
Ordinance 671 Update: Inclusionary Housing Fees	5	$150,000
Foundation Cycle Changes	7	$50,000
HCD Pro-Housing Designation	8	$75,000
Total NCC Ask		**$900,000**

RIVERSIDE COUNTY
VETERAN SERVICES

Strategic Expansion Proposal: Building Capacity to Serve Those Who Served



Budget Request: Posting Veterans Service Representative

Request: Add 1 Veterans Service Representative dedicated to claims posting and award processing.

• Primary Functions: Post VA awards and rating decisions; verify workload units; maintain reporting accuracy; support QA and audit readiness.

• Key Role: Protect revenue, improve reporting accuracy, and increase direct service capacity.

Our Impact

Economic Impact

Estimated New Federal Benefits Secured for Veterans and their Family (FY 23-24): $36.88 million

Revenue

Estimated State Subvention to Receive (FY 24-25): $620,629

ROI

$58 in benefits to Veterans and their Family returned for every $1 of state investment

10

Vet Reps

ROI Per Rep

ROI per VSR: $2.46 million in benefits for Veterans and their Families.



Subvention Funding & Accountability



Accurate claim posting and reporting help ensure Riverside County receives reimbursement for the work already being performed.

Subvention Share: 6.36% of state allocation. We're delivering more per dollar than nearly every other large county in California.

Riverside County only receives subvention credit when we can demonstrate we initiated, completed, submitted, and properly documented the claim activity.

POSTINGS VETERAN SERVICE REP. I/II

A dedicated Postings VSR would significantly enhance Riverside County's ability to capture and report CalVet-eligible activities in a timely and accurate manner.

- Accurately logs CalVet-eligible services in VetPro
- Supports a projected 30% increase in subvention workload points over five years.

Improves audit readiness and compliance

- Frees claim staff to focus on direct services, all contributing to CalVet workload units.

The Challenge

- Award posting is not simply clerical work.
- Documentation must support workload unit eligibility and reporting requirements.
- Current VSRs balance claims, appeals, outreach, appointments, development, and posting.
- Result: Reduced direct service time and delayed workload capture.

Impact of the Position

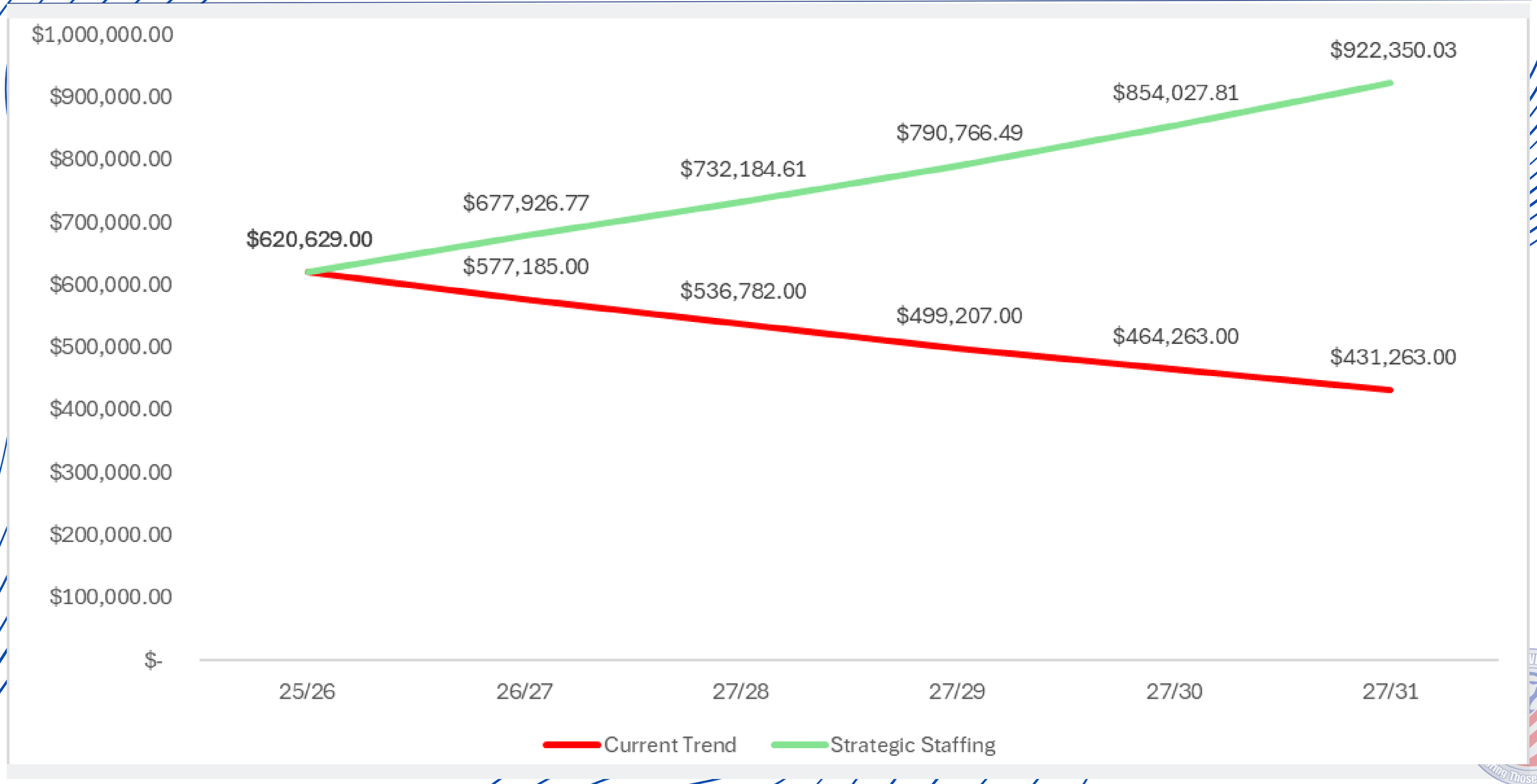

Why This Position Pays For Itself

Current State

- Claims VSRs split time between veterans and administrative posting activities.

Future State

- Claims VSRs spend more time developing claims and serving veterans.
- Posting VSR ensures workload units are captured accurately.
- Increased workload reporting improves reimbursement opportunities.
- Additional federal benefits flow into Riverside County.

Bottom line

- One position improves both service delivery and revenue capture.

Opportunity for Riverside County Veterans

- Significant federal benefits remain unclaimed each year.
- $2.25 billion in potential unclaimed VA benefits annually Statewide. Approximately $130 Million annually for Riverside County.
- Riverside County is already a high-performing county but remains constrained by staffing capacity.
- A Posting VSR helps maximize both veteran outcomes and County reimbursement opportunities.

RIVERSIDE COUNTY
OFFICE ON AGING

Budget Hearing

FY 2026 - 2027

June 8, 2026

FOCUS OF TODAY'S BUDGET PRESENTATION

RIVERSIDE COUNTY
OFFICE ON AGING

1. Office on Aging Budget Trends
2. Senior Nutrition Program: Congregate & Home-Delivered Meals
    - One-Time Funding
    - Service/Client Levels
    - Meal Rate/Operating Cost Increases
3. FY 26/27 Funding Request
4. Questions

OFFICE ON AGING BUDGET TRENDS

RIVERSIDE COUNTY
OFFICE ON AGING

- Pre-COVID budget ranged between: $15M - $17M
- Budget peaked in FY 23/24 & 24/25 at: $29M
- FY 26/27 projected budget: $21M

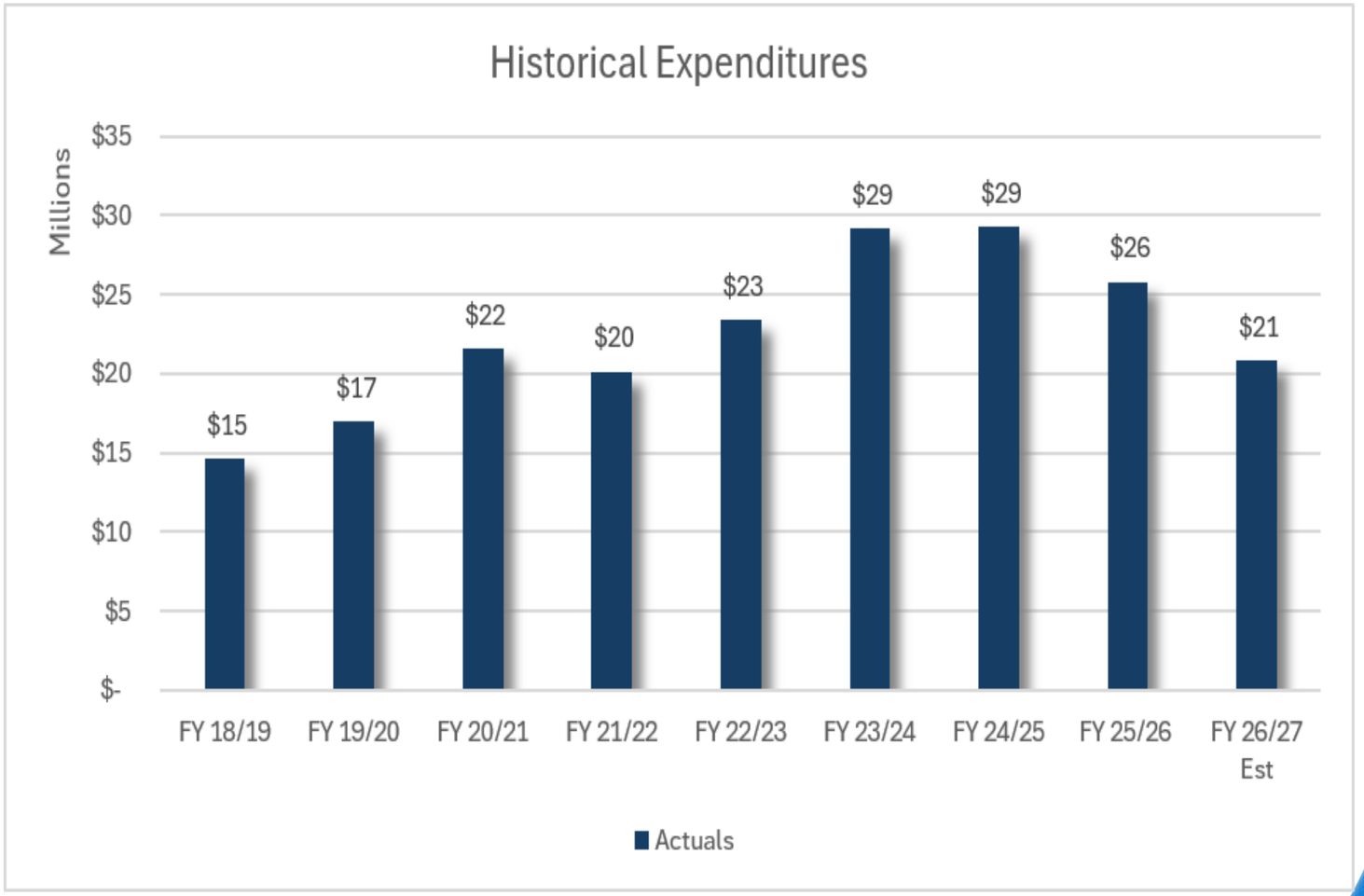

SENIOR NUTRITION PROGRAM

RIVERSIDE COUNTY
OFFICE ON AGING

The Senior Nutrition Program is a core service funded under the Older Americans Act. It provides Congregate Meals and Home-Delivered Meals to adults age 60+. These services are designed to:

- Reduce hunger and food insecurity among older adults
- Promote socialization and reduce isolation
- Support health and well-being by helping older adults access nutritious food and related health services

SENIOR NUTRITION FUNDING

RIVERSIDE COUNTY
OFFICE ON AGING

- Nutrition funding also spiked during COVID with one-time funds
- One-time funding peaked in FY 23/24 at: **$3.8M**
- One-time funding is sunsetting

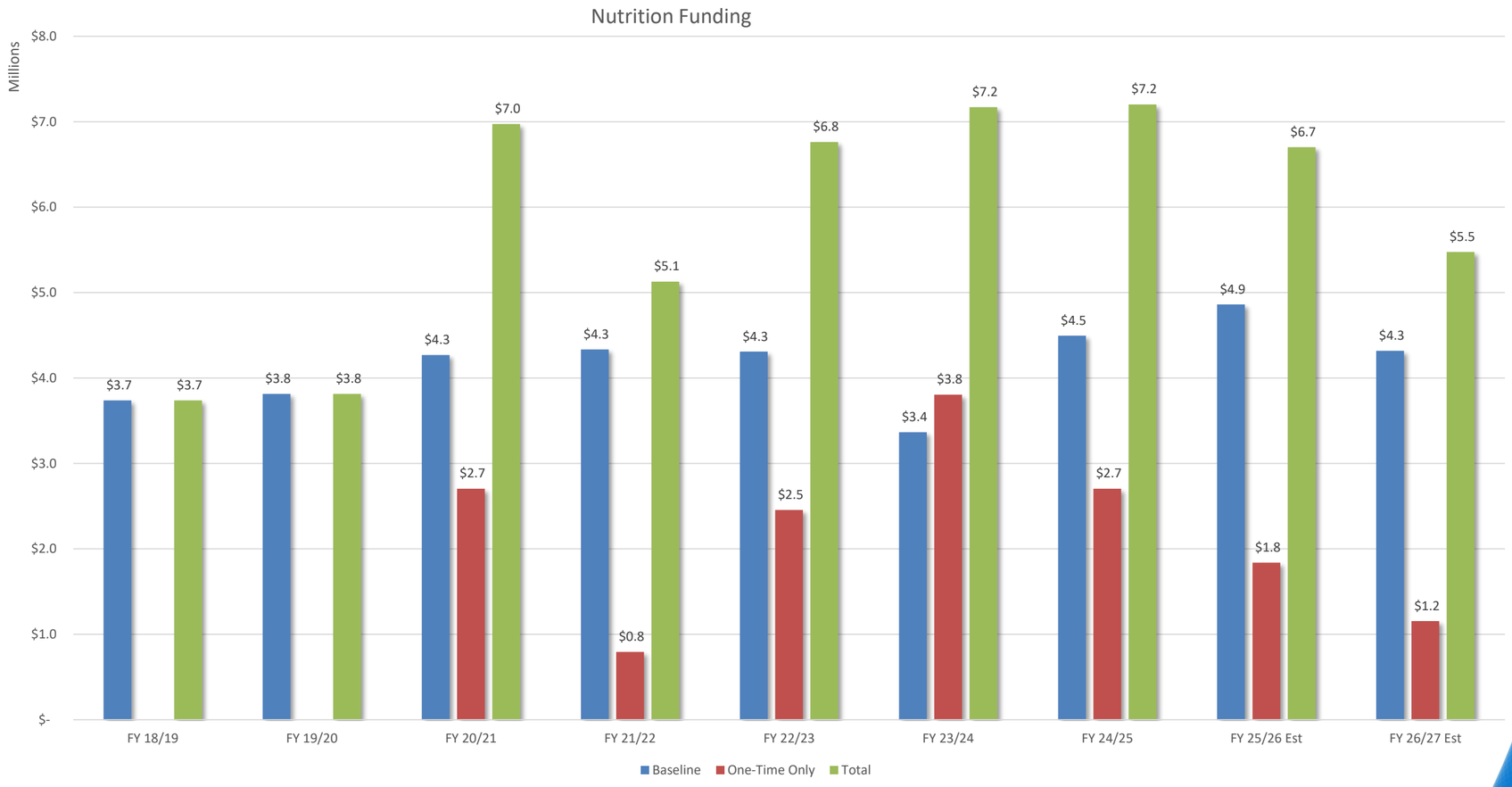

SENIOR NUTRITION PROGRAM OVERVIEW OF CLIENTS SERVED

RIVERSIDE COUNTY
OFFICE ON AGING

- Client counts rose sharply alongside one-time COVID nutrition funding
- Program activity peaked in FY 23/24 - FY 24/25
- Service levels must now return to even lower than pre-COVID levels

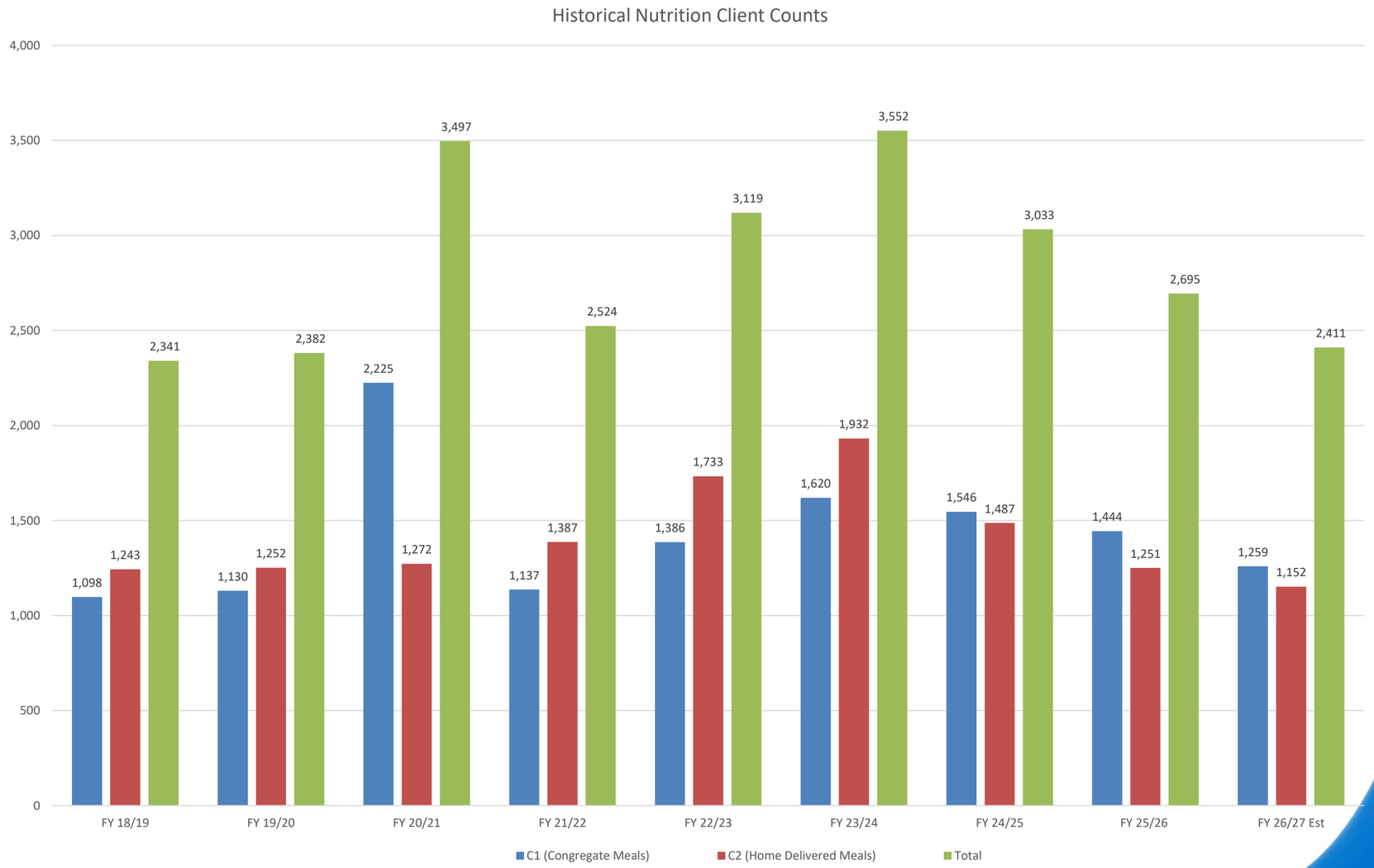

NUTRITION RATE INCREASES

RIVERSIDE COUNTY
OFFICE ON AGING

Rates per Meal
FY 18/19 to FY 25/26
Average Rate Congregate

- FY 18/19 – $5.77
- FY 25/26 – $9.91

72% Increase

Rates per Meal
FY 18/19 to FY 25/26
Average Rate Home-Delivered

- FY 18/19 - $5.70
- FY 25/26 - $10.91

83% Increase

SENIOR NUTRITION PROGRAM SERVICE LEVEL IMPACTS

RIVERSIDE COUNTY OFFICE ON AGING

Senior Nutrition Program		FY 26/27 Deficit/ Service Impact (5 Days/Week)
Congregate Meals - 30%	$	(986,444)
Home Delivered Meals - 9%	$	(315,000)
Total:	$	(1,301,444)

Congregate Meal Service Impacts	Total
Daily Client Impact **(5 Days / Week)**	(425)
% Change to total clients served	30.0%

Home Delivered Meal Service Impacts	Total
Daily Client Impact **(5 Days / Week)**	(99)
% Change to total clients served	9.0%

Senior Nutrition Program		FY 26/27 Deficit/ Service Impact (4 Days/Week)
Congregate Meals - 30%	$	(986,444)
Home Delivered Meals - 9%	$	(315,000)
Total:	$	(1,301,444)

C 1 / C2 Service Impacts	Total
Daily Client Impact **(4 Days / Week)**	(185)
% Change to total clients served	13.1%

Home Delivered Meal Service Impacts	Total
Daily Client Impact **(5 Days / Week)**	(99)
% Change to total clients served	9.0%

FY 26/27 FUNDING REQUEST

RIVERSIDE COUNTY
OFFICE ON AGING

- $315,000 Funding Request to Preserve Home-Delivered Meals for 99 Frail Older Adults

Without the $315,000 funding request support, 99 frail and homebound older adults will lose their daily meals and vital safety checks, which are critical services they depend on to remain safe in their homes.

Nourishing Independence

RIVERSIDE COUNTY
OFFICE ON AGING



Daily meals help older adults like Mr. Sandoval remain safe, nourished, and connected.

Because No One Should Feel Forgotten

RIVERSIDE COUNTY
OFFICE ON AGING



Ms. Smith depends on her daily meal—and the caring face that delivers it—to feel safe, supported, and not alone and gives her strength, hope, and the reassurance that she hasn't been forgotten.

Thank you

RIVERSIDE COUNTY
OFFICE ON AGING

HWS HOUSING AND WORKFORCE SOLUTIONS

ENGAGE. ENCOURAGE. EQUIP.

Community Action Partnership of Riverside County

County of Riverside COMMUNITY & HOUSING Development

Housing Authority of the County of Riverside

COUNTY OF RIVERSIDE OFFICE OF HOMELESS SERVICES

America's JobCenter of California

Riverside County WORK FORCE Development Centers





VIDEO



HWS HOUSING AND WORKFORCE SOLUTIONS

ENGAGE. ENCOURAGE. EQUIP.

Riverside County
MONTHLY HOUSING COST



AVG RENT/MONTH

	APARTMENT	HOUSE
2 Bed	$2,340	$2,854
3 Bed	$2,710	$3,810

2026 Rentometer



$600,000 Home Purchase

5% Downpayment (570k loan)
6.5% Interest Rate
1.25% Tax Rate
$175/Home Insurance
$260/Mort. Ins.

MONTHLY COST $4,662



MULBERRY GARDENS APTS RIVERSIDE

59 SENIOR UNITS
150 FAMILY UNITS



LINWOOD ROSE APTS MORENO VALLEY

36 HOMELESS SENIOR UNITS



HOMEOWNERSHIP



SECOND STREET APTS CORONA

115 FAMILY UNITS



VISCAR TERRACE MURRIETA

172 LOW-INCOME FAMILY UNITS

IN PROGRESS



CAMINO TERRACE JURUPA VALLEY

80 LOW-INCOME UNITS HOMELESS VETERANS



XENIA APARTMENTS BEAUMONT

66 UNITS LOW-INCOME FAMILIES



ANCHOR POINT CORONA

25 UNITS INDIVIDUALS EXPERIENCING HOMELESS



TRES LAGOS III WILDOMAR

48 UNITS EXTREMELY LOW-INCOME FAMILIES



HOMEOWNERSHIP OPPORTUNITIES

WITH WORKFORCE COMPONENT

$5 MILLION TO FUND SHOVEL READY PROJECTS

RETURN ON INVESTMENT

1. **KEEPS THE COUNTY COMPETITIVE FOR STATE & FEDERAL RESOURCES**

2. **LEVERAGES PRIVATE & PUBLIC RESOURCES**

3. **FLEXIBILITY TO MEET NEEDS**
   - Investing in Revolving Loan Funds
   - Investing in Home Ownership Initiatives
   - Housing Developments
   - Preservation











QUESTIONS

HWS HOUSING AND WORKFORCE SOLUTIONS

ENGAGE. ENCOURAGE. EQUIP.



The Shortage of Early Childhood Education

Consortium for Early Learning Services (CELS)

Riverside County Board of Supervisors Budget Hearing

Monday, June 8, 2026

CONSORTIUM
FOR EARLY LEARNING SERVICES

Riverside County Universal PreKindergarten
June 8 Board of Supervisors Budget Hearing





What does CELS do for families?

Since 1982, we have worked to establish **quality, affordable and accessible childcare and early learning programs** for Riverside County families.

- We **CONNECT** families to early learning and care options.
- We help families **NAVIGATE** Universal PreKindergarten and extended day services.
- We **SUPPORT** early learning and care providers with **training (and licensing), stipends, resources** and **technical assistance.**
- We **FACILITATE** collaboration between schools, providers and community organizations.

Riverside County Universal PreKindergarten
June 8 Board of Supervisors Budget Hearing



Our collaborations with critical partners to improve Early Childhood Education in Riverside County have included:

- **First 5 Riverside County, Children & Families Commission** for training contracts, Quality Start and IMPACT stipend/workforce
- **RCOE** for provider trainings, UPK education and Child Care Initiative Project (CCIP) stipends
- **DPSS** for work that expands childcare spaces
- **Community Action Partnership** for work that expands childcare spaces

We hope the County will continue to help fund our important mission.

CONSORTIUM
FOR EARLY LEARNING SERVICES

Riverside County Universal PreKindergarten
June 8 Board of Supervisors Budget Hearing



The 2026 CELS Early Childhood Education (ECE) Benefit Study revealed two critical issues:

1. The **cost of ECE** creates challenges for both providers and families
   a) There are **significant shortages** of ECE providers and ECE spaces
   b) Lack of affordable childcare exists widely throughout Riverside County
2. Low wages and benefits for ECE providers impact the industry and communities

The realities of ECE challenges costs Riverside County.

CONSORTIUM
FOR EARLY LEARNING SERVICES



Demand for ECE does not meet supply

- 61% of the demand for infant/toddler care is not being met in the County.
- To meet the shortfall of 13,930 spaces (infant/toddler and preschool only), the study estimates the need for approximately 2,450 additional ECE workers.

CONSORTIUM
FOR EARLY LEARNING SERVICES

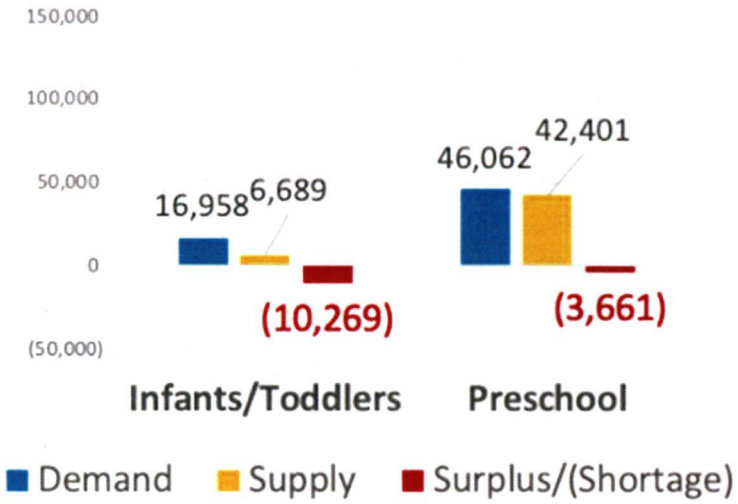

ECE Space Shortages – 2025

Riverside County Universal PreKindergarten
June 8 Board of Supervisors Budget Hearing



ECE Workforce and Wages in Riverside County

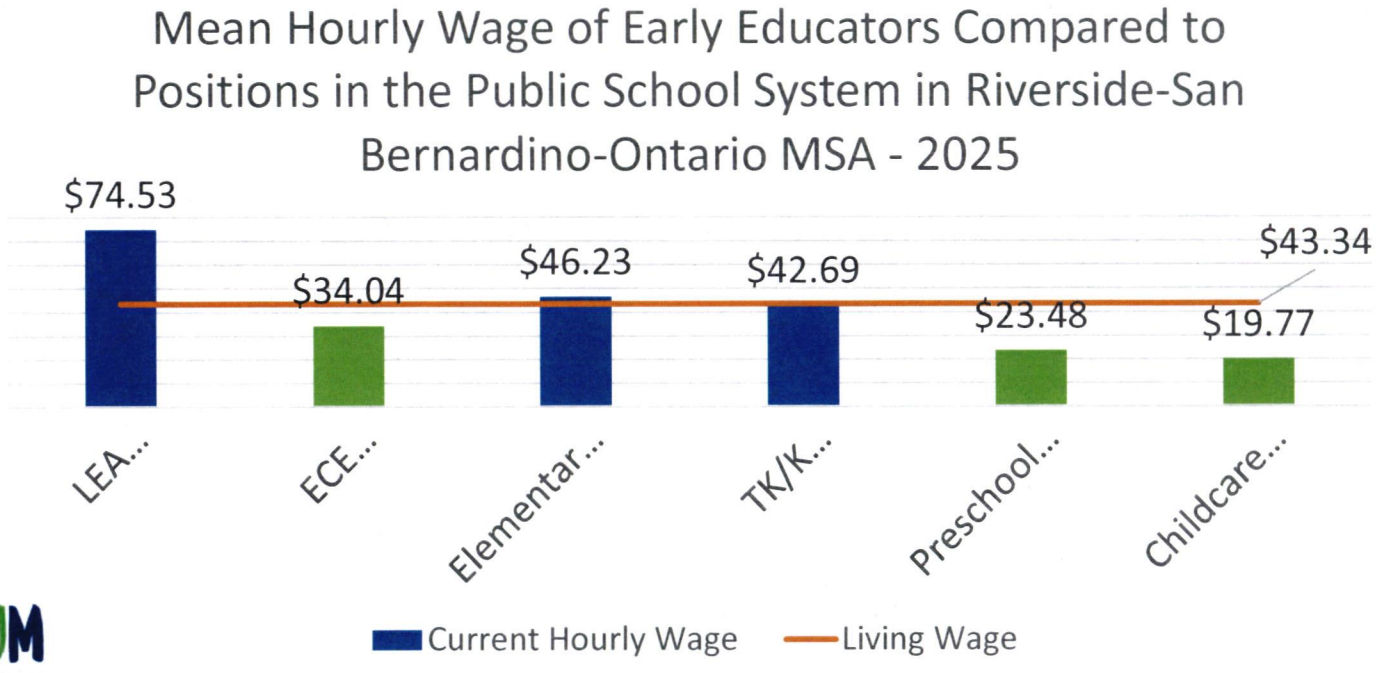

CONSORTIUM
FOR EARLY LEARNING SERVICES



Proposed solutions with additional funding

- Prioritize infant/toddler expansion
- Expand workforce stipend eligibility
- Build and preserve full-day options for family childcare and community-based organizations
- Support implementation of extended care

CONSORTIUM
FOR EARLY LEARNING SERVICES

Riverside County Universal PreKindergarten
June 8 Board of Supervisors Budget Hearing



"CELS truly understands the needs of the smaller guys … the childcare providers and networks we represent. They consistently show up with the support we need to meet the needs of families in our community.

"They've become a trusted partner as we navigate UPK, and we count on them for counsel, training and more. They allow us to have a voice and collaborate through their UPK workgroup meetings."

-Rosa Bobadilla, La Red Network of Family Child Care Providers

LA RED NETWORK
OF FAMILY CHILD CARE PROVIDERS

CONSORTIUM
FOR EARLY LEARNING SERVICES

Riverside County Universal PreKindergarten
June 8 Board of Supervisors Budget Hearing



"Providing high-quality early learning and care programs is no small task … it truly takes a strong, collaborative team. I've personally seen CELS' strong commitment to building meaningful partnerships with both public and private providers to support growth in the early childhood education field. Their support comes in many forms, from offering helpful resources and family-centered events to providing stipends and professional development opportunities that strengthen ECE teaching teams. They also make sure providers have easy access to the latest policies and regulations."

"CELS has been an invaluable partner to Murrieta USD early learning programs. They help save time and give us confidence that we're meeting best practices while serving our community in the best way possible."

-Kathleen Israelsen, Murrieta Valley Unified School District

CONSORTIUM
FOR EARLY LEARNING SERVICES

MURRIETA VALLEY
UNIFIED SCHOOL DISTRICT

Riverside County Universal PreKindergarten
June 8 Board of Supervisors Budget Hearing



Our Ask

Additional investment in CELS and the early childhood education system is needed to address workforce shortages, improve affordability, and create better outcomes for children, families and our economy.

Please consider investment in the Consortium for Early Learning Services.

CONSORTIUM
FOR EARLY LEARNING SERVICES

Thank You

CONSORTIUM
FOR EARLY LEARNING SERVICES

Brion Economics INC.

Early Care and Education Economic Benefit Study - 2026

Prepared for Consortium of Early Learning Services – Riverside County

June 2026

CONSORTIUM FOR EARLY LEARNING SERVICES

"Positively Impacting the Lives of Children"

Key Study Findings - Riverside County

Higher ratio of children (percent of total population)

High poverty levels, especially for families with children

Lower than average labor force participation rates, particularly for women with children

Cost of ECE create challenges for providers and families

Low wages and benefits impact the ECE industry

Significant shortages of ECE providers and ECE spaces

Brion Economics INC.

CONSORTIUM FOR EARLY LEARNING SERVICES
"Positively Impacting the Lives of Children"

ECE Challenges in Riverside County

The lack of ECE costs Riverside County economic activity and jobs and contributes to low workforce participation and poverty amongst families with children.

Brion Economics INC.

CONSORTIUM FOR EARLY LEARNING SERVICES
"Positively Impacting the Lives of Children"

ECE Space Shortages - 2025

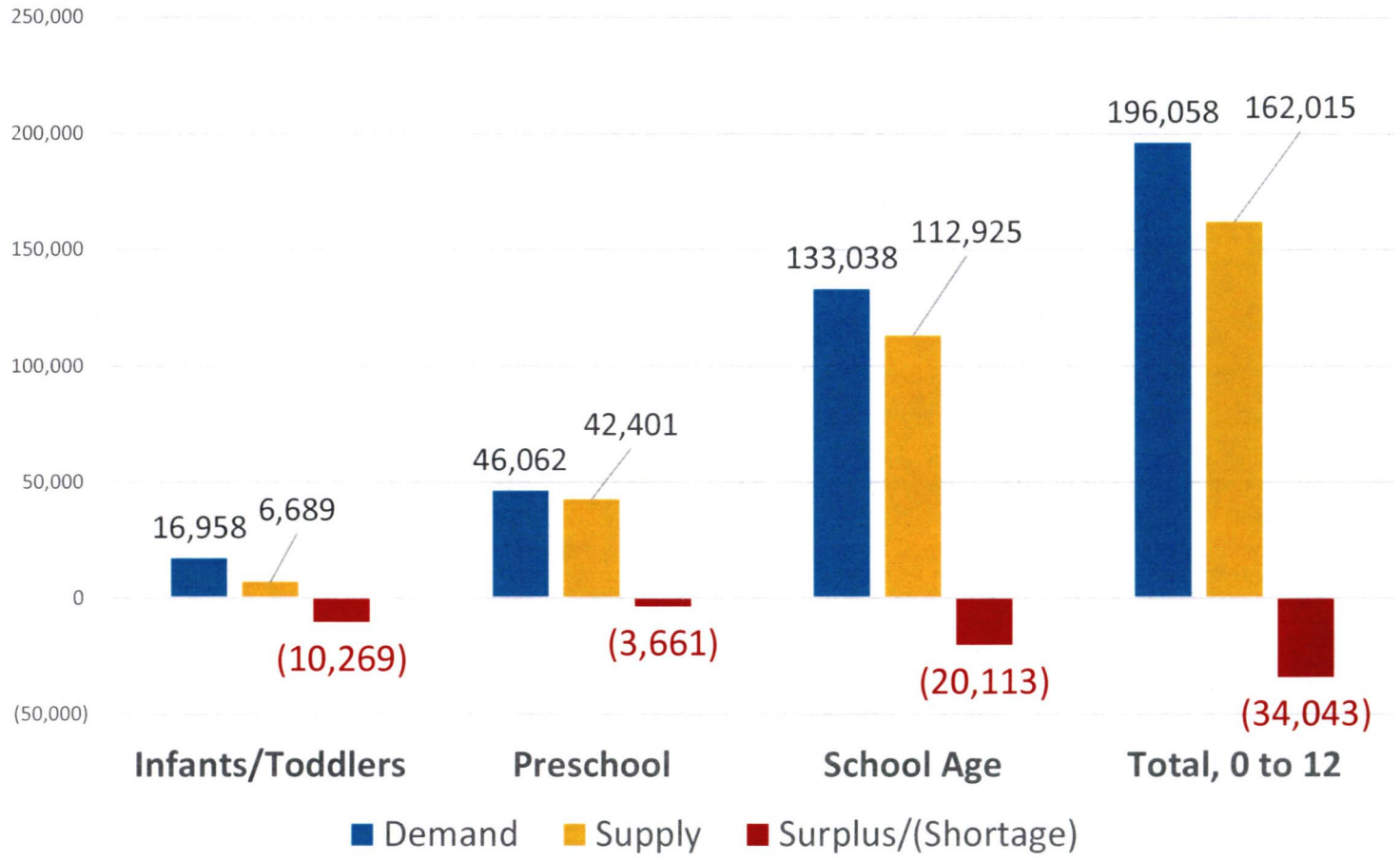

Brion Economics INC.

CONSORTIUM FOR EARLY LEARNING SERVICES
"Positively Impacting the Lives of Children"

ECE Workforce and Wages in Riverside County

- **ECE Jobs**: **14,100 workers** in the County - about 2% of the total county employment.

Mean Hourly Wage of Early Educators Compared to Positions in the Public School System in Riverside-San Bernardino-Ontario MSA - 2025

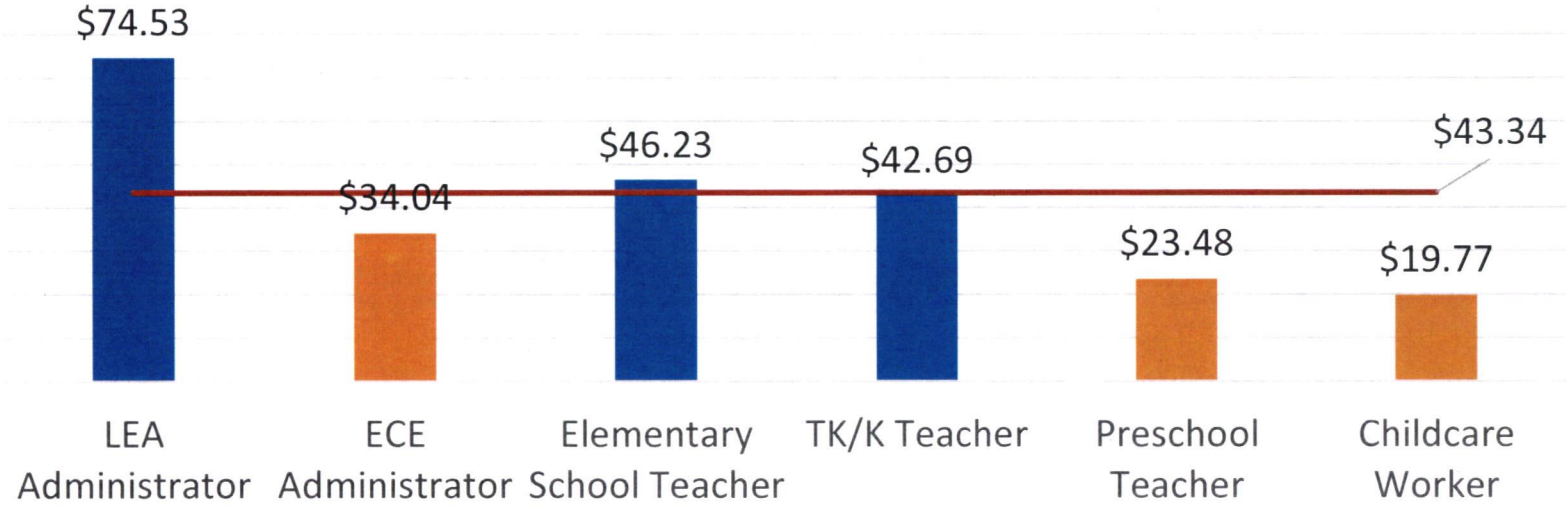

Brion Economics INC.

CONSORTIUM FOR EARLY LEARNING SERVICES
"Positively Impacting the Lives of Children"

Direct Economic Benefits of ECE

ECE spending totals **$1.38 billion per year, including:**

- **$563 million** in State and federal subsidies
- **$235 million** in parent fees
- **$570 million** associated with Transitional Kindergarten and after-school programs
- **$16 million** in public agency funding

Brion Economics INC.

CONSORTIUM FOR EARLY LEARNING SERVICES
"Positively Impacting the Lives of Children"

Economic Multiplier Effects of ECE

Employment Benefit: 18,300 total positions countywide. For each ECE job, another .30 jobs are supported locally.

Wages and Salary Benefits: ECE generates labor income **equal to $981 million** per year.

Total Economic Benefit: $2.1 billon per year. For every $1 in ECE, another $0.53 is generated in the local economy.

$377 million per year in **Local, State (CA), and Federal Tax Revenue**

Brion Economics INC.

CONSORTIUM FOR EARLY LEARNING SERVICES
"Positively Impacting the Lives of Children"

Economic Benefits in Context

ECE's total **$2.1 billion** is similar to these **local industries**:

- **Arts, Entertainment, and Recreation -** $2.8 billion
- **Utilities -** $2.8 billion
- **Agriculture, Forestry, Fishing, and Hunting -** $1.8 billion
- **Education Services** - $1.4 billion
- **Company & Enterprise Management** - $0.9 billion

Brion Economics INC.

CONSORTIUM FOR EARLY LEARNING SERVICES
"Positively Impacting the Lives of Children"

Economic Impacts of ECE Shortage

- **Riverside's ECE industry loses $446 million per year** from not having enough ECE spaces
- ECE shortfall equals **a potential loss of $5.1 billion in GDP**, assuming 34,000 additional workers and $150,000 GDP per worker*

**based on current average GDP per worker in County*

Current Shortage of ECE: 34,000 spaces

Lost Economic Output: $13,100 per ECE space

Lost Labor Income: $6,055 per ECE space

Brion Economics INC.

CONSORTIUM FOR EARLY LEARNING SERVICES
"Positively Impacting the Lives of Children"

Study Recommendations

The County needs a multifaceted action plan to address ECE challenges:

- *Professionalize **compensation** countywide*
- *Target **capacity expansion** (esp. Infant/Toddler)*
- *Build **sustainable local financing** and employer partnership strategy*
- *Strengthen **local data systems** and continuous planning*
- ***Support unions** for ECE providers and workers*
- *Conduct **Land Use and General Plan audits***
- *Convene an **ECE City, Business, and Developer Summit***

Brion Economics INC.

CONSORTIUM FOR EARLY LEARNING SERVICES
"Positively Impacting the Lives of Children"

Questions and Discussion

Please contact:

Andrea Del Valle,
CELS Senior Project Coordinator Consultant
at adelvalle@consortiumels.org

or

Joanne Brion, BEI at joanne@brionecon.com

Thank you!

Brion Economics INC.

CONSORTIUM FOR EARLY LEARNING SERVICES
"Positively Impacting the Lives of Children"