**SUBMITTAL TO THE BOARD OF SUPERVISORS**
**COUNTY OF RIVERSIDE, STATE OF CALIFORNIA**

**ITEM:** 2.17
(ID # 30678)
**MEETING DATE:**
Tuesday, June 23, 2026

**FROM :** TREASURER-TAX COLLECTOR

**SUBJECT:** TREASURER-TAX COLLECTOR: Receive and File the Treasurer's Monthly Disclosure Report on Investments dated May 2026, All Districts. [$0]

**RECOMMENDED MOTION:** That the Board of Supervisors:

1. Receives and files the 'Monthly Disclosure Report on Investments' dated May 2026.

**ACTION:Consent**

Matthew Jennings, Treasurer-Tax Collector 6/10/2026

**MINUTES OF THE BOARD OF SUPERVISORS**

On motion of Supervisor Perez, seconded by Supervisor Gutierrez and duly carried by unanimous vote, IT WAS ORDERED that the above matter is received and filed as recommended.

| | |
|---|---|
| Ayes: | Medina, Spiegel, Washington, Perez, and Gutierrez |
| Nays: | None |
| Absent: | None |
| Date: | June 23, 2026 |
| xc: | Treasurer |

Kimberly A. Rector
Clerk of the Board
By: _____
Deputy

**SUBMITTAL TO THE BOARD OF SUPERVISORS COUNTY OF RIVERSIDE, STATE OF CALIFORNIA**

| FINANCIAL DATA | Current Fiscal Year: | Next Fiscal Year: | Total Cost: | Ongoing Cost |
|---|---|---|---|---|
| COST | $ 0 | $ 0 | $ 0 | $ 0 |
| NET COUNTY COST | $ 0 | $ 0 | $ 0 | $ 0 |
| **SOURCE OF FUNDS:** NA | | | **Budget Adjustment:** | No |
| | | | **For Fiscal Year:** | 2025-2026 |

**C.E.O. RECOMMENDATION:** Approve

**BACKGROUND:**

**Summary**

The County Treasurer -Tax Collector is submitting the above noted report to the County Board of Supervisors in keeping with Section 53607 of the California Government Code, which requires a quarterly report on the status of investments. The practice has been to provide the Board with a monthly report. The report gives various statistics on the portfolio as to overall composition, liquidity, credit quality on the various securities and provides several trends on earnings performance, average weighted maturity, and the portfolio's 'paper loss or gain'.

# County of Riverside

## TREASURER-TAX COLLECTOR'S POOLED INVESTMENT FUND MAY 2026 REPORT

# May Data Reinforces Higher-for-Longer Rate Outlook

May was defined by a steady flow of economic data that continued to shape market expectations toward a higher-for-longer Federal Reserve policy stance. Investors remained focused on the fundamentals, strengthening inflation readings against a backdrop of economic resilience. The releases reinforced the broader pattern that began earlier in the spring: the anticipation of policy easing is shifting toward possible tightening.

Inflation moved higher in May. Headline CPI accelerated to 3.8% year-over-year from 3.3% previously, driven largely by rising energy costs. Food prices and shelter costs also contributed to the monthly increase. Part of the rise in rents reflected a statistical distortion: units not surveyed during the 2025 government shutdown were repriced in April for a full year's worth of increases rather than the usual six months. Core CPI rose modestly to 2.8% from 2.6%, indicating that firmness extended slightly beyond the most volatile components.

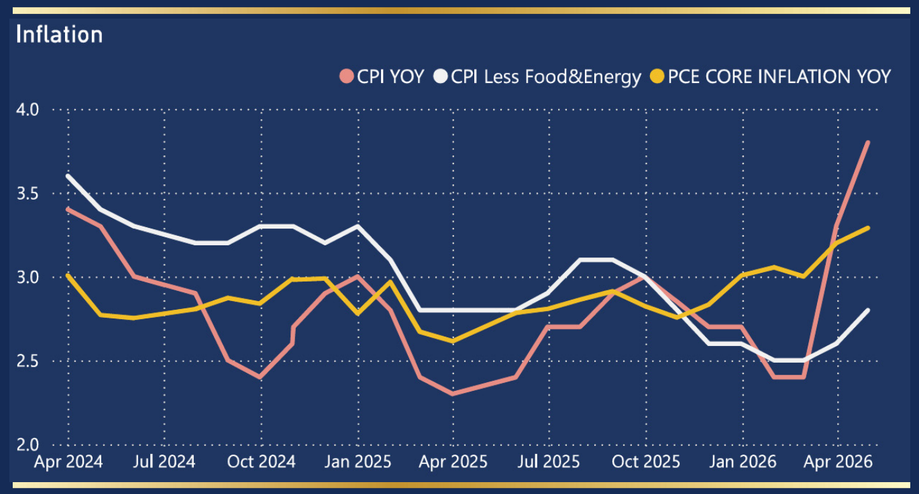


Source: Bureau of Economic Analysis & Bureau of Labor Statistics

Underlying activity data remained steady. Durable goods orders increased, though much of the gain was driven by aircraft. Core capital goods ex-aircraft posted a more modest rise, suggesting steady underlying business demand. Nonfarm payrolls rose by 115,000, above expectations, and prior-month revisions were positive. Activity surveys remained in expansionary territory, and consumer spending advanced, adding to the sense that the economy continues to grow despite restrictive policy.

These developments extended the multi-month repricing of interest rate expectations that began in March. After implied December 2026 rates moved sharply higher from late winter into early spring, expectations eased slightly in April before firming again in May. By month-end, futures markets indicated an implied rate near 3.77%, up from 3.55% at the end of April and materially higher than levels seen earlier in the year. With no Federal Open Market Committee meeting during the month, the shift reflected incoming data rather than policy communication.

Treasury yields moved higher across the curve in response. The two-year rose about 13 basis points in May, and the five-year increased roughly 12 basis points. Long-term yields saw much smaller moves, underscoring that adjustments were concentrated in policy-sensitive maturities. For the Treasurer's Pooled Investment Fund, the upward movement in front-end yields continues to support earnings through favorable reinvestment opportunities.

Riverside County's housing market remained stable. According to C.A.R., the April median home price was approximately $640,000, consistent with the region's multi-year range. Inventory remains tight, and local labor market diversity continues to support demand.

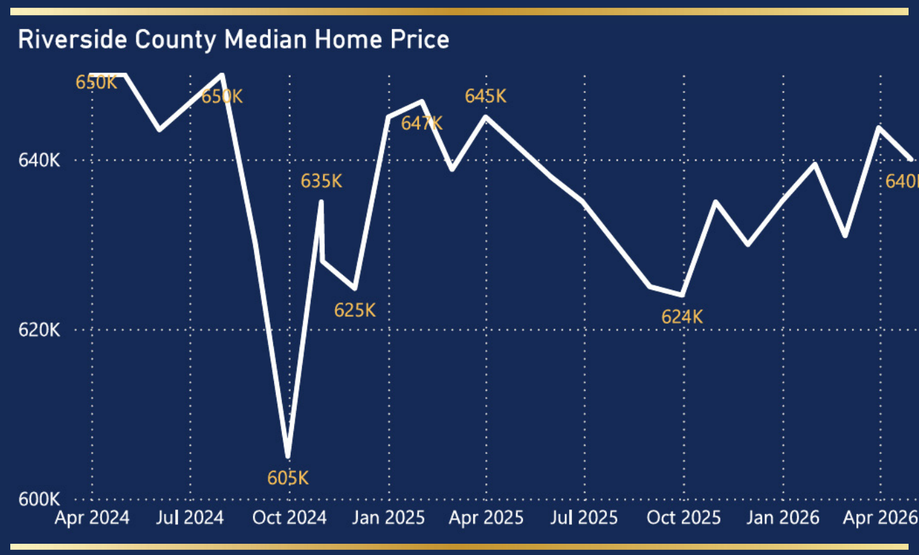


Source: C.A.R.

Throughout May, the portfolio's approach remained steady: maintain liquidity, prioritize high-quality investments, and take advantage of elevated short-term yields in an environment where policy expectations have shifted modestly upward.

# INVESTMENT RESULTS

## Objective

The Fund seeks to safeguard the principal of the funds under the Treasurer's control, meet the liquidity needs of the depositors, and to maximize a return on the funds within the given parameters. The Fund invests exclusively in high-quality, short-term securities maturing within 5 years. The Fund is comprised of contributions from the county, schools, special districts, and other discretionary depositors throughout the County of Riverside. The Fund is in full compliance with the Treasurer-Tax Collector Statement of Policy and California Government Code.

| $17.31bn | $17.28bn | $22.89M |
|---|---|---|
| Market Value | Principal | Unrealized Gain/Loss |

| 0.13 | 3.82 | 1.34 |
|---|---|---|
| Unrealized Gain/Loss % | YTM % | WAM (Yrs) |

Rated AAAf/S1 by Fitch Ratings, one of the nation's most trusted bond credit rating services.

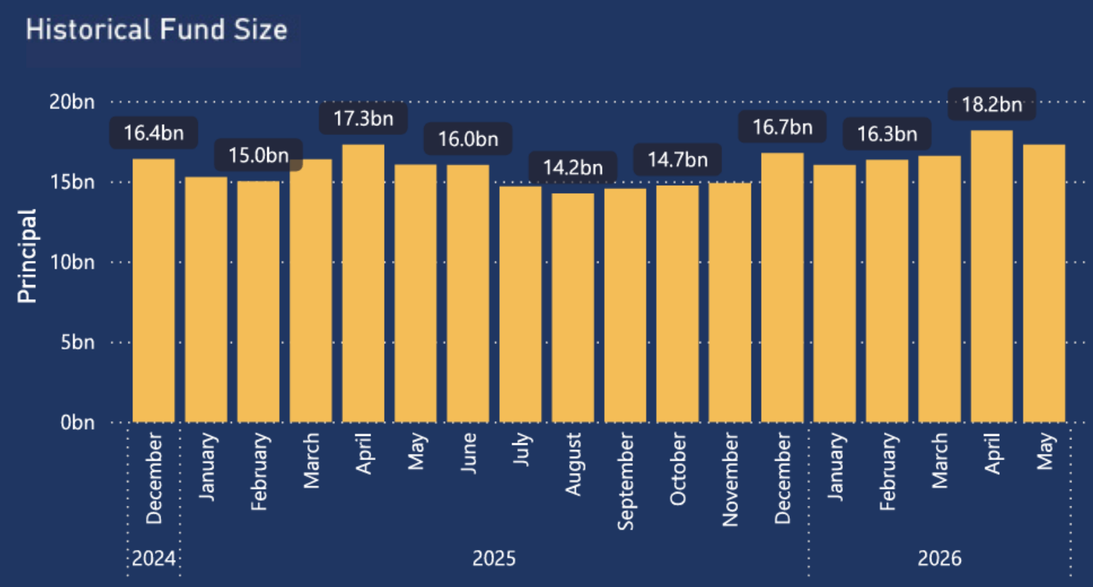


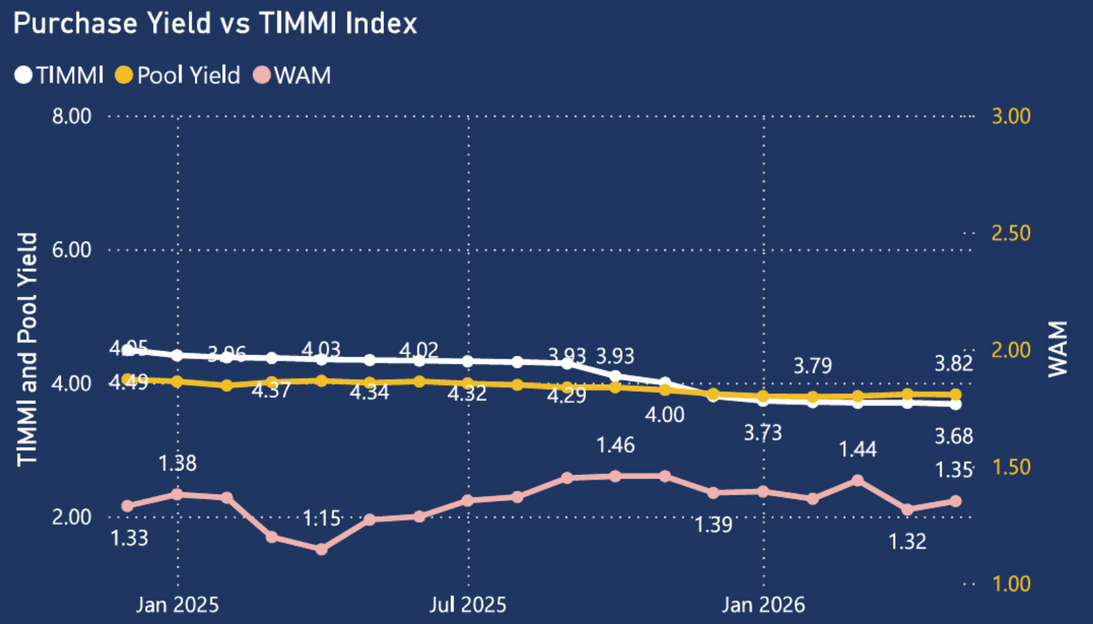

# SUMMARY

Federal Home Loan Banks
3,612,258,101.61

Federal Home Loan Mortgage Corporation
2,590,611,261.06

Federal National Mortgage Association
2,402,750,175.59

United States
1,680,734,528.34

Federal Farm Credit Banks Funding Corporat...
1,482,095,131.25

Dreyfus Institutional Reserves Funds - Drey...
629,700,000.00

International Bank for Reconstruction and D...
538,538,243.58

State Street Master Funds - State Street U.S...
458,000,000.00

Fidelity Colchester Street Trust - Fidelity Inv...
426,000,000.00

Bank of America, National Association
425,000,000.00

Principal by Maturity

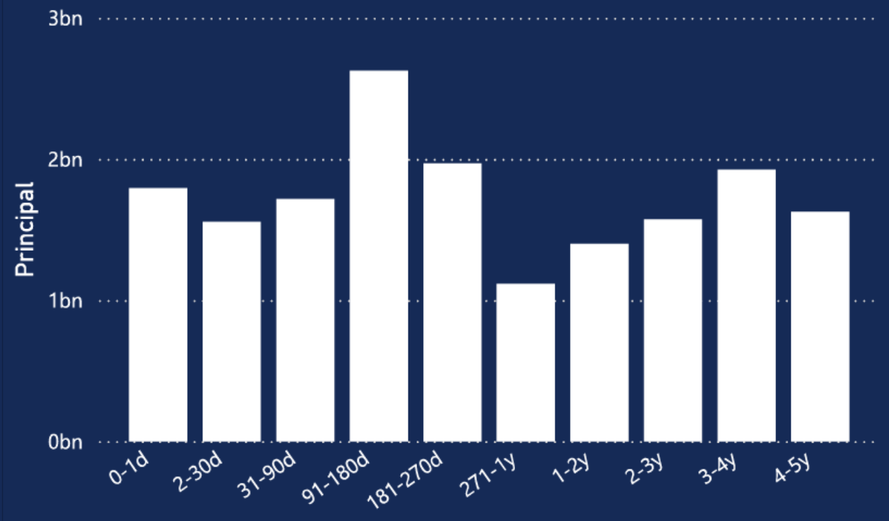


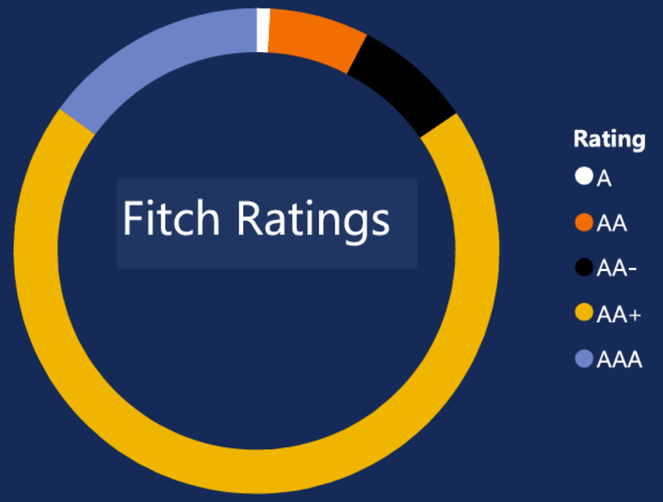


## Cash Flows

| Month-Year | Projected Receipts | Projected Maturities | Projected Payments | Net Cash |
|---|---|---|---|---|
| Jun-26 | 2,007,976,363.45 | 3,003,811,602.21 | 2,142,070,979.35 | 2,869,716,986.31 |
| Jul-26 | 962,081,118.65 | 1,308,717,170.82 | 2,457,489,509.58 | -186,691,220.11 |
| Aug-26 | 1,320,079,187.43 | 637,169,460.39 | 1,760,677,804.44 | 196,570,843.38 |
| Sep-26 | 1,801,447,468.42 | 1,062,689,754.81 | 1,581,578,414.83 | 1,282,558,808.40 |
| Oct-26 | 2,061,594,726.18 | 1,214,594,852.61 | 1,891,493,182.82 | 1,384,696,395.97 |
| Nov-26 | 1,881,779,558.41 | 345,492,503.56 | 1,627,499,466.46 | 599,772,595.52 |
| Dec-26 | 4,072,710,339.58 | 295,749,555.63 | 2,008,414,648.51 | 2,360,045,246.70 |
| Jan-27 | 1,898,357,406.81 | 1,188,223,560.61 | 3,034,747,265.47 | 51,833,701.94 |
| Feb-27 | 2,293,386,555.93 | 628,780,600.52 | 2,546,817,652.85 | 375,349,503.60 |
| Mar-27 | 3,517,053,338.52 | 184,499,515.97 | 3,259,694,976.62 | 441,857,877.88 |
| Apr-27 | 4,241,701,684.34 | 180,882,625.08 | 2,764,525,728.69 | 1,658,058,580.73 |
| May-27 | 2,223,108,901.12 | 559,673,395.33 | 3,160,515,914.28 | -377,733,617.82 |
| **Total** | **28,281,276,648.85** | **10,610,284,597.54** | **28,235,525,543.90** | **10,656,035,702.49** |

## Holdings Summary

| Category | Principal | WAM | YTM |
|---|---|---|---|
| Agency | 10,182,706,119.51 | 2.00 | 3.93 |
| CD | 950,000,000.00 | 0.12 | 3.80 |
| Corporate | 655,830,760.28 | 0.57 | 3.89 |
| CP | 1,358,226,291.94 | 0.13 | 3.73 |
| MM Fund | 1,615,700,000.00 | 0.00 | 3.57 |
| Muni | 139,726,751.80 | 1.59 | 4.23 |
| Mutual Fund | 113,000,000.00 | 0.00 | 3.75 |
| Non-US Gov | 588,143,563.02 | 0.58 | 3.88 |
| US Gov | 1,680,734,528.34 | 0.96 | 3.46 |
| **Total** | **17,284,068,014.89** | **1.34** | **3.82** |

# MARKET DATA

## Treasury Rates

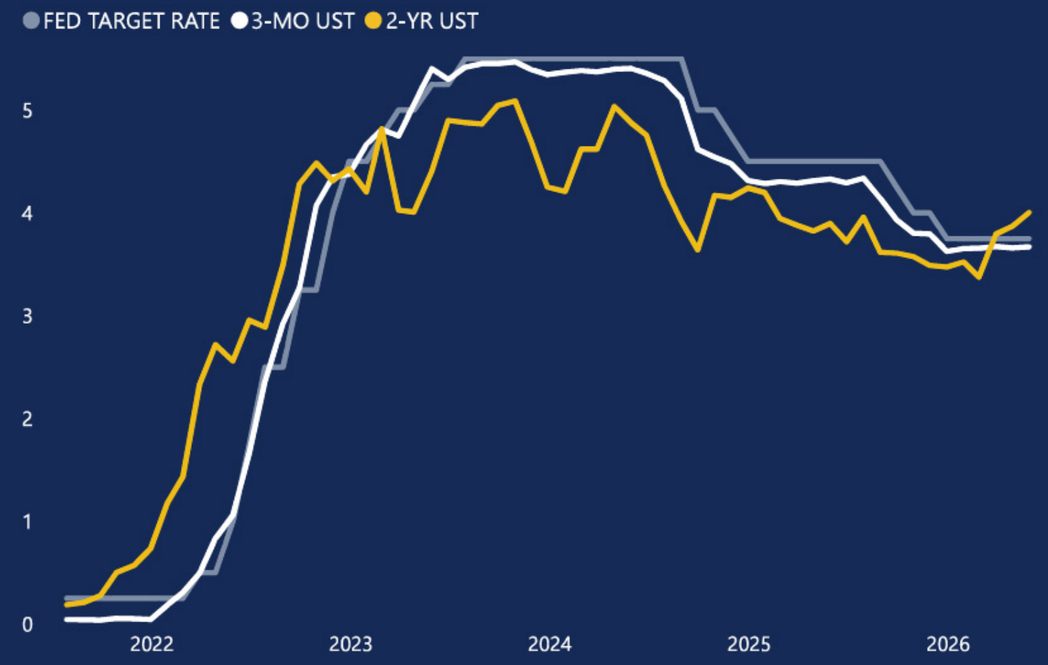


Source: Bloomberg L.P.

## US Treasury Yield Curve

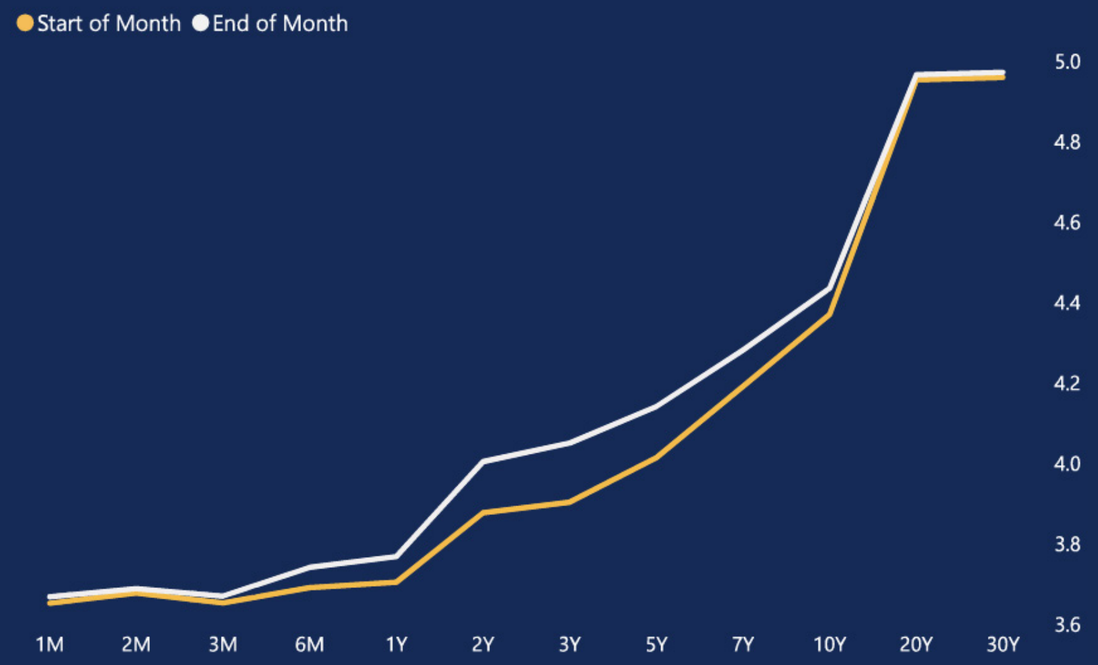


Source: Bloomberg L.P.

## Implied Fed Funds Rate and Rate Change

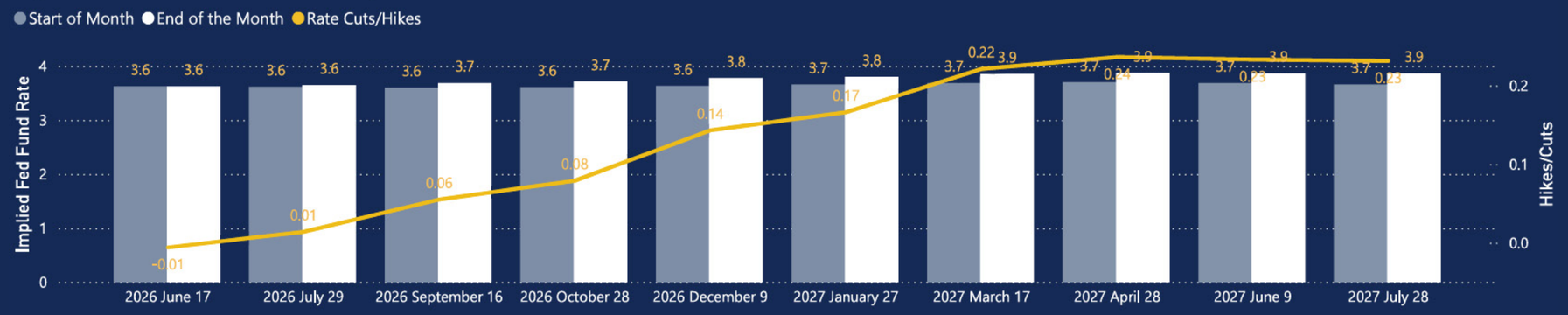


Source: Bloomberg L.P.

# ECONOMICS

## U.S. Unemployment Rates (%)

| | | | |
|---|---|---|---|
| April 2025 Year | 4.20 United States | 5.40 California | 5.00 Riverside County |
| April 2026 Year | 4.30 United States | 5.30 California | 4.90 Riverside County |

Source: Bureau of Labor Statistics

## Riverside MSA Nonfarm Payroll (%Change)

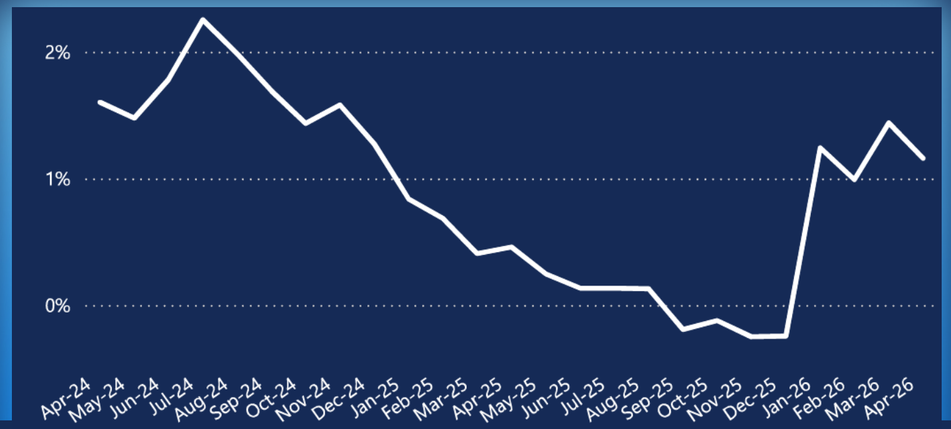


Source: Bureau of Labor Statistics

## U.S. Initial Jobless Claims by Month

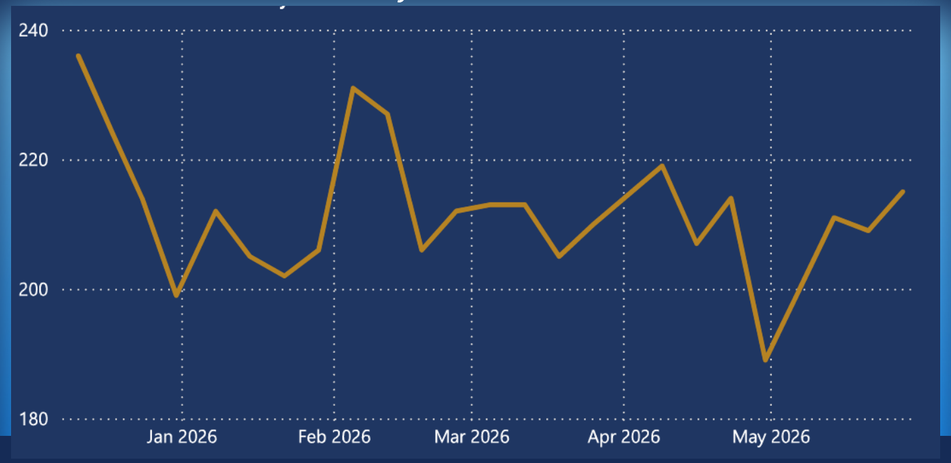


Source: Department of Labor

# COMPLIANCE STATEMENT

The Treasurer's Pooled Investment Fund was in full compliance with the County of Riverside Treasurer's Statement of Investment Policy as of month-end. The County's Statement of Investment Policy is more restrictive than California State Government Code 53646. The County's Investment Policy is reviewed annually by the County of Riverside's Oversight Committee and approved by the Board of Supervisors.

Since its inception, the Treasurer's Pooled Investment Fund has been in full compliance with the Treasurer's Statement of Investment Policy.

| Investment Category | Gov. Authorized % Limit | Gov. Code Maximum Maturity | Gov. Ratings | Co. Authorized % Limit | Co. Maximum Maturity | Co. Ratings | Pool Principal % |
|---|---|---|---|---|---|---|---|
| U.S. TREASURIES | NO LIMIT | 5 YEARS | NA | 100% | 5 YEARS | NA | 9.72% |
| REVERSE REPOS | 20% | 92 DAYS | NA | 10% | 60 DAYS | NA | |
| REPURCHASE AGREEMENTS (REPO) | NO LIMIT | 1 YEARS | NA | 40% max, 25% in term repo over 7 days | 45 DAYS | NA | |
| NEGOTIABLE CERTIFICATE OF DEPOSITS & COLLATERALIZED TIME DEPOSITS (NCD & TCD) | 30% | 5 YEARS | NA | 20% | 2 YEAR | A1/P1/F1 | 5.50% |
| MUNICIPAL BONDS (MUNI) | NO LIMIT | 5 YEARS | NA | 15% | 5 YEARS | AA-/Aa3/AA- | 0.81% |
| MONEY MARKET MUTUAL FUNDS (MMF) | 20% | 60 DAYS (1) | AAA/Aaa (2) | 20% | DAILY LIQUIDITY | AAA by 2 Of 3 RATINGS AGC. | 9.35% |
| MEDIUM TERM NOTES (MTNO) CORPORATE NOTES | 30% | 5 YEARS | A | 20% | 4 YEARS | A/A2/A | 3.79% |
| LOCAL AGENCY OBLIGATIONS (LAO) | NO LIMIT | 5 YEARS | NA | 2.5% | 3 YEARS | INVESTMENT GRADE | |
| LOCAL AGENCY INVESTMENT FUND (LAIF) | NA | NA | NA | Max $50 million | DAILY LIQUIDITY | NA | |
| JOINT POWERS AUTHORTY POOL, CLTR, CAMP | NA | NA | NA | 2% | DAILY LIQUIDITY | NA | 0.65% |
| INT'L BANK FOR RECONSTRUCTION AND DEVELOPMENT, INT'L FINANCE CORPORATION, AND INTER-AMERICAN DEVELOPMENT BANK | NA | NA | NA | 20% | 5 YEARS | AA/Aa/AA | 3.40% |
| FEDERAL AGENCIES | NO LIMIT | 5 YEARS | AAA | 100% | 5 YEARS | NA | 58.91% |
| COMMERCIAL PAPER (CP) | 40% | 397 DAYS | A1/P1 | 40% | 397 DAYS | A1/P1/F1 | 7.86% |
| CASH/DEPOSIT ACCOUNT | NA | NA | NA | 20% | NA | NA | |
| Total | | | | | | | 100.00% |

# INVESTMENT TEAM

*The sound investment of public funds, fair, efficient tax collection, and exceptional public service*

## Matthew Jennings
Treasurer-Tax Collector

## Giovane Pizano
Assistant Treasurer-Tax Collector

## John Byerly
Chief Investment Officer

## Steve Faeth
Senior Investment Officer

## Isela Licea
Investment Officer

*The sound investment of public funds, fair, efficient tax collection, and exceptional public service*


COUNTY OF RIVERSIDE

TREASURER-TAX COLLECTOR

CAPITAL MARKETS

COUNTY ADMINISTRATIVE CENTER

4080 LEMON STREET, 4TH FLOOR,

RIVERSIDE, CA 92501

https://countytreasurer.org/

https://www.facebook.com/profile.php?id=61551938128471

https://instagram.com/rivcottc

rcttc@rivco.org


SCAN QR CODE TO
Explore our Website

**Jessica Roberson**

Content Creator

**Paola Vertiz**

Managing Editor

**Agency**

**AGCY BOND**

| Cusip | Description | Yield | Market Price | Final Maturity | Par Value | Book Value | Market Value | Principal | Net Unrealized Gain/Loss |
|---|---|---|---|---|---|---|---|---|---|
| 3133EWMF4 | FEDERAL FARM CREDIT BANKS FUNDING CORP | 4.330 | 99.1273 | 04/22/2031 | 25,000,000.00 | 25,000,000.00 | 24,781,825.00 | 25,000,000.00 | (218,175.00) |
| 3133EWLD0 | FEDERAL FARM CREDIT BANKS FUNDING CORP | 4.000 | 98.7066 | 04/16/2031 | 20,000,000.00 | 20,000,000.00 | 19,741,320.00 | 20,000,000.00 | (258,680.00) |
| 3133EWLN8 | FEDERAL FARM CREDIT BANKS FUNDING CORP | 4.330 | 99.2735 | 04/15/2031 | 15,000,000.00 | 15,000,000.00 | 14,891,025.00 | 15,000,000.00 | (108,975.00) |
| 3136GCY58 | FEDERAL NATIONAL MORTGAGE ASSOCIATION | 4.850 | 99.9578 | 04/02/2031 | 15,000,000.00 | 15,000,000.00 | 14,993,670.00 | 15,000,000.00 | (6,330.00) |
| 3136GCYF6 | FEDERAL NATIONAL MORTGAGE ASSOCIATION | 4.530 | 99.6552 | 03/26/2031 | 25,000,000.00 | 25,000,000.00 | 24,913,800.00 | 25,000,000.00 | (86,200.00) |
| 3136GCT47 | FEDERAL NATIONAL MORTGAGE ASSOCIATION | 4.320 | 99.1360 | 03/12/2031 | 25,000,000.00 | 25,000,000.00 | 24,784,000.00 | 25,000,000.00 | (216,000.00) |
| 3136GCSW6 | FEDERAL NATIONAL MORTGAGE ASSOCIATION | 4.320 | 99.1360 | 03/12/2031 | 25,000,000.00 | 25,000,000.00 | 24,784,000.00 | 25,000,000.00 | (216,000.00) |
| 3130B9TR1 | FEDERAL HOME LOAN BANKS | 4.381 | 99.2491 | 03/05/2031 | 25,000,000.00 | 25,000,000.00 | 24,812,275.00 | 25,000,000.00 | (187,725.00) |
| 3136GCPQ2 | FEDERAL NATIONAL MORTGAGE ASSOCIATION | 4.250 | 98.9656 | 03/04/2031 | 25,000,000.00 | 25,000,000.00 | 24,741,400.00 | 25,000,000.00 | (258,600.00) |
| 3136GCPP4 | FEDERAL NATIONAL MORTGAGE ASSOCIATION | 4.220 | 98.8883 | 03/03/2031 | 50,000,000.00 | 50,000,000.00 | 49,444,150.00 | 50,000,000.00 | (555,850.00) |
| 3134HCVL0 | FEDERAL HOME LOAN MORTGAGE CORP | 4.125 | 98.7077 | 02/20/2031 | 50,000,000.00 | 50,000,000.00 | 49,353,850.00 | 50,000,000.00 | (646,150.00) |
| 3134HCVL0 | FEDERAL HOME LOAN MORTGAGE CORP | 4.125 | 98.7077 | 02/20/2031 | 15,000,000.00 | 15,000,000.00 | 14,806,155.00 | 15,000,000.00 | (193,845.00) |
| 3136GC4L6 | FEDERAL NATIONAL MORTGAGE ASSOCIATION | 4.240 | 99.1778 | 11/13/2030 | 25,000,000.00 | 25,000,000.00 | 24,794,450.00 | 25,000,000.00 | (205,550.00) |
| 3130B8BF8 | FEDERAL HOME LOAN BANKS | 4.045 | 98.2722 | 11/06/2030 | 25,000,000.00 | 24,905,794.77 | 24,568,050.00 | 24,893,750.00 | (325,700.00) |
| 3130B7SY1 | FEDERAL HOME LOAN BANKS | 3.750 | 97.7215 | 09/30/2030 | 25,000,000.00 | 25,000,000.00 | 24,430,375.00 | 25,000,000.00 | (569,625.00) |
| 3133ETLF2 | FEDERAL FARM CREDIT BANKS FUNDING CORP | 4.390 | 99.6052 | 06/17/2030 | 25,000,000.00 | 25,000,000.00 | 24,901,300.00 | 25,000,000.00 | (98,700.00) |
| 3130B6SF4 | FEDERAL HOME LOAN BANKS | 4.125 | 99.1638 | 06/14/2030 | 10,000,000.00 | 10,000,000.00 | 9,916,380.00 | 10,000,000.00 | (83,620.00) |
| 3130BATZ0 | FEDERAL HOME LOAN BANKS | 4.550 | 100.0293 | 05/21/2030 | 10,000,000.00 | 10,000,000.00 | 10,002,930.00 | 10,000,000.00 | 2,930.00 |
| 3130B85U2 | FEDERAL HOME LOAN BANKS | 4.000 | 98.8357 | 04/16/2030 | 15,000,000.00 | 15,000,000.00 | 14,825,355.00 | 15,000,000.00 | (174,645.00) |
| 3133EWKV1 | FEDERAL FARM CREDIT BANKS FUNDING CORP | 4.050 | 98.8969 | 04/10/2030 | 15,000,000.00 | 15,000,000.00 | 14,834,535.00 | 15,000,000.00 | (165,465.00) |
| 3136GD2K8 | FEDERAL NATIONAL MORTGAGE ASSOCIATION | 4.430 | 99.6436 | 04/09/2030 | 15,000,000.00 | 15,000,000.00 | 14,946,540.00 | 15,000,000.00 | (53,460.00) |
| 3136GCS30 | FEDERAL NATIONAL MORTGAGE ASSOCIATION | 4.000 | 98.7358 | 03/18/2030 | 30,000,000.00 | 30,000,000.00 | 29,620,740.00 | 30,000,000.00 | (379,260.00) |
| 3136GCUP8 | FEDERAL NATIONAL MORTGAGE ASSOCIATION | 4.300 | 99.5394 | 03/18/2030 | 25,000,000.00 | 25,000,000.00 | 24,884,850.00 | 25,000,000.00 | (115,150.00) |
| 3136GCPB5 | FEDERAL NATIONAL MORTGAGE ASSOCIATION | 4.000 | 98.8164 | 02/27/2030 | 30,000,000.00 | 30,000,000.00 | 29,644,920.00 | 30,000,000.00 | (355,080.00) |
| 3130B9LH1 | FEDERAL HOME LOAN BANKS | 3.825 | 98.3936 | 02/26/2030 | 15,000,000.00 | 15,000,000.00 | 14,759,040.00 | 15,000,000.00 | (240,960.00) |
| 3133ET7M3 | FEDERAL FARM CREDIT BANKS FUNDING CORP | 3.892 | 98.5086 | 01/14/2030 | 10,000,000.00 | 9,992,750.68 | 9,850,860.00 | 9,992,000.00 | (141,140.00) |
| 3133ET7M3 | FEDERAL FARM CREDIT BANKS FUNDING CORP | 3.918 | 98.5086 | 01/14/2030 | 15,000,000.00 | 14,975,866.05 | 14,776,290.00 | 14,973,750.00 | (197,460.00) |
| 3134HCMH9 | FEDERAL HOME LOAN MORTGAGE CORP | 4.014 | 98.9617 | 01/07/2030 | 10,000,000.00 | 9,995,471.44 | 9,896,170.00 | 9,995,000.00 | (98,830.00) |
| 3134HCDS5 | FEDERAL HOME LOAN MORTGAGE CORP | 4.000 | 98.9125 | 12/04/2029 | 10,000,000.00 | 10,000,000.00 | 9,891,250.00 | 10,000,000.00 | (108,750.00) |
| 31424WRN4 | FEDERAL AGRICULTURAL MORTGAGE CORP | 4.653 | 100.0528 | 11/27/2029 | 15,000,000.00 | 14,994,029.98 | 15,007,920.00 | 14,991,450.00 | 16,470.00 |
| 31424WRG9 | FEDERAL AGRICULTURAL MORTGAGE CORP | 4.550 | 100.2605 | 11/26/2029 | 20,000,000.00 | 20,000,000.00 | 20,052,100.00 | 20,000,000.00 | 52,100.00 |
| 3133ETY50 | FEDERAL FARM CREDIT BANKS FUNDING CORP | 4.213 | 99.3449 | 11/26/2029 | 20,000,000.00 | 19,991,152.78 | 19,868,980.00 | 19,990,000.00 | (121,020.00) |
| 3136GDC50 | FEDERAL NATIONAL MORTGAGE ASSOCIATION | 4.285 | 99.3045 | 11/19/2029 | 30,000,000.00 | 29,870,825.39 | 29,791,350.00 | 29,869,500.00 | (78,150.00) |
| 3130B3LE1 | FEDERAL HOME LOAN BANKS | 4.420 | 100.0077 | 11/05/2029 | 15,000,000.00 | 15,000,000.00 | 15,001,155.00 | 15,000,000.00 | 1,155.00 |
| 3133EK4C7 | FEDERAL FARM CREDIT BANKS FUNDING CORP | 4.347 | 93.6681 | 10/29/2029 | 15,000,000.00 | 14,007,273.46 | 14,050,215.00 | 13,549,950.00 | 500,265.00 |
| 3130B7RM8 | FEDERAL HOME LOAN BANKS | 4.100 | 99.2131 | 09/26/2029 | 15,000,000.00 | 15,000,000.00 | 14,881,965.00 | 15,000,000.00 | (118,035.00) |
| 3133ETZB6 | FEDERAL FARM CREDIT BANKS FUNDING CORP | 4.010 | 99.0574 | 09/24/2029 | 50,000,000.00 | 50,000,000.00 | 49,528,700.00 | 50,000,000.00 | (471,300.00) |
| 3133ERPS4 | FEDERAL FARM CREDIT BANKS FUNDING CORP | 3.732 | 98.9115 | 08/15/2029 | 10,000,000.00 | 10,005,194.47 | 9,891,150.00 | 10,008,100.00 | (116,950.00) |
| 3130B2HC2 | FEDERAL HOME LOAN BANKS | 4.200 | 99.5446 | 08/13/2029 | 20,000,000.00 | 20,000,000.00 | 19,908,920.00 | 20,000,000.00 | (91,080.00) |
| 3130B25S0 | FEDERAL HOME LOAN BANKS | 4.710 | 100.1631 | 07/30/2029 | 15,000,000.00 | 15,000,000.00 | 15,024,465.00 | 15,000,000.00 | 24,465.00 |
| 3134HCQS1 | FEDERAL HOME LOAN MORTGAGE CORP | 3.992 | 99.1424 | 07/23/2029 | 30,000,000.00 | 30,000,000.00 | 29,742,720.00 | 30,000,000.00 | (257,280.00) |
| 3133ET2L0 | FEDERAL FARM CREDIT BANKS FUNDING CORP | 3.875 | 98.8873 | 06/01/2029 | 10,000,000.00 | 10,000,000.00 | 9,888,730.00 | 10,000,000.00 | (111,270.00) |
| 3130BATH0 | FEDERAL HOME LOAN BANKS | 4.400 | 100.0138 | 05/25/2029 | 10,000,000.00 | 10,000,000.00 | 10,001,380.00 | 10,000,000.00 | 1,380.00 |
| 3130B6J49 | FEDERAL HOME LOAN BANKS | 4.150 | 99.5837 | 05/21/2029 | 15,000,000.00 | 15,000,000.00 | 14,937,555.00 | 15,000,000.00 | (62,445.00) |
| 3134HCY29 | FEDERAL HOME LOAN MORTGAGE CORP | 4.335 | 99.5028 | 05/21/2029 | 30,000,000.00 | 29,847,050.64 | 29,850,840.00 | 29,845,500.00 | 5,340.00 |
| 3136GAZA0 | FEDERAL NATIONAL MORTGAGE ASSOCIATION | 4.000 | 99.2351 | 04/24/2029 | 25,000,000.00 | 25,000,000.00 | 24,808,775.00 | 25,000,000.00 | (191,225.00) |
| 3130B0TF6 | FEDERAL HOME LOAN BANKS | 4.750 | 100.5511 | 04/09/2029 | 10,000,000.00 | 10,000,000.00 | 10,055,110.00 | 10,000,000.00 | 55,110.00 |
| 3130B9WB2 | FEDERAL HOME LOAN BANKS | 4.000 | 99.2444 | 03/23/2029 | 15,000,000.00 | 15,000,000.00 | 14,886,660.00 | 15,000,000.00 | (113,340.00) |
| 3130B7QH0 | FEDERAL HOME LOAN BANKS | 4.000 | 99.2736 | 03/12/2029 | 25,000,000.00 | 25,000,000.00 | 24,818,400.00 | 25,000,000.00 | (181,600.00) |
| 3134HCZA0 | FEDERAL HOME LOAN MORTGAGE CORP | 4.231 | 99.5254 | 03/12/2029 | 25,000,000.00 | 24,946,988.16 | 24,881,350.00 | 24,943,750.00 | (62,400.00) |
| 3134HCXT1 | FEDERAL HOME LOAN MORTGAGE CORP | 4.000 | 99.2448 | 03/09/2029 | 30,000,000.00 | 30,000,000.00 | 29,773,440.00 | 30,000,000.00 | (226,560.00) |
| 3133ER5D9 | FEDERAL FARM CREDIT BANKS FUNDING CORP | 4.490 | 100.0565 | 03/05/2029 | 10,000,000.00 | 10,000,000.00 | 10,005,650.00 | 10,000,000.00 | 5,650.00 |
| 3133ETP92 | FEDERAL FARM CREDIT BANKS FUNDING CORP | 4.031 | 99.2514 | 02/05/2029 | 20,000,000.00 | 19,975,063.61 | 19,850,280.00 | 19,970,000.00 | (119,720.00) |
| 3134HCNV7 | FEDERAL HOME LOAN MORTGAGE CORP | 4.000 | 99.3321 | 01/09/2029 | 50,000,000.00 | 50,000,000.00 | 49,666,050.00 | 50,000,000.00 | (333,950.00) |
| 3133ET4K0 | FEDERAL FARM CREDIT BANKS FUNDING CORP | 3.800 | 99.0029 | 12/18/2028 | 10,000,000.00 | 10,000,000.00 | 9,900,290.00 | 10,000,000.00 | (99,710.00) |
| 3133ET4K0 | FEDERAL FARM CREDIT BANKS FUNDING CORP | 3.800 | 99.0029 | 12/18/2028 | 10,000,000.00 | 10,000,000.00 | 9,900,290.00 | 10,000,000.00 | (99,710.00) |
| 3134HCHN2 | FEDERAL HOME LOAN MORTGAGE CORP | 4.000 | 99.4049 | 12/18/2028 | 20,000,000.00 | 20,000,000.00 | 19,880,980.00 | 20,000,000.00 | (119,020.00) |
| 3136GCB38 | FEDERAL NATIONAL MORTGAGE ASSOCIATION | 3.780 | 98.9752 | 12/18/2028 | 10,000,000.00 | 10,000,000.00 | 9,897,520.00 | 10,000,000.00 | (102,480.00) |
| 3134HCJW0 | FEDERAL HOME LOAN MORTGAGE CORP | 3.950 | 99.3229 | 12/18/2028 | 20,000,000.00 | 20,000,000.00 | 19,864,580.00 | 20,000,000.00 | (135,420.00) |
| 3133ET3P0 | FEDERAL FARM CREDIT BANKS FUNDING CORP | 4.212 | 100.2293 | 12/04/2028 | 10,000,000.00 | 10,000,000.00 | 10,022,930.00 | 10,000,000.00 | 22,930.00 |
| 3130B8NM0 | FEDERAL HOME LOAN BANKS | 3.875 | 99.2480 | 11/20/2028 | 15,000,000.00 | 15,000,000.00 | 14,887,200.00 | 15,000,000.00 | (112,800.00) |
| 3130BANQ6 | FEDERAL HOME LOAN BANKS | 4.155 | 99.4783 | 11/20/2028 | 30,000,000.00 | 29,891,936.07 | 29,843,490.00 | 29,890,500.00 | (47,010.00) |
| 3130B9HG8 | FEDERAL HOME LOAN BANKS | 3.752 | 99.0013 | 11/13/2028 | 15,000,000.00 | 15,000,000.00 | 14,850,195.00 | 15,000,000.00 | (149,805.00) |
| 3133ETR82 | FEDERAL FARM CREDIT BANKS FUNDING CORP | 3.876 | 99.1511 | 11/10/2028 | 10,000,000.00 | 9,991,739.13 | 9,915,110.00 | 9,990,000.00 | (74,890.00) |
| 3130B3LA9 | FEDERAL HOME LOAN BANKS | 4.428 | 100.1259 | 11/06/2028 | 15,000,000.00 | 15,000,000.00 | 15,018,885.00 | 15,000,000.00 | 18,885.00 |
| 3130AXQC5 | FEDERAL HOME LOAN BANKS | 5.210 | 100.5672 | 11/03/2028 | 25,000,000.00 | 25,000,000.00 | 25,141,800.00 | 25,000,000.00 | 141,800.00 |
| 3133ETN29 | FEDERAL FARM CREDIT BANKS FUNDING CORP | 4.468 | 100.2763 | 10/27/2028 | 25,000,000.00 | 25,000,000.00 | 25,069,075.00 | 25,000,000.00 | 69,075.00 |
| 3130AXL48 | FEDERAL HOME LOAN BANKS | 5.300 | 100.5635 | 10/20/2028 | 40,000,000.00 | 40,000,000.00 | 40,225,400.00 | 40,000,000.00 | 225,400.00 |
| 3133ETJ40 | FEDERAL FARM CREDIT BANKS FUNDING CORP | 4.513 | 100.2741 | 10/20/2028 | 15,000,000.00 | 15,000,000.00 | 15,041,115.00 | 15,000,000.00 | 41,115.00 |

| | | | | | | | | | |
|---|---|---|---|---|---|---|---|---|---|
| 3134HBZ61 | FEDERAL HOME LOAN MORTGAGE CORP | 4.000 | 99.4955 | 10/20/2028 | 23,000,000.00 | 23,000,000.00 | 22,883,965.00 | 23,000,000.00 | (116,035.00) |
| 3134HBY39 | FEDERAL HOME LOAN MORTGAGE CORP | 4.000 | 99.4862 | 10/17/2028 | 25,000,000.00 | 25,000,000.00 | 24,871,550.00 | 25,000,000.00 | (128,450.00) |
| 3130B5VA3 | FEDERAL HOME LOAN BANKS | 4.000 | 99.5006 | 10/16/2028 | 10,000,000.00 | 10,000,000.00 | 9,950,060.00 | 10,000,000.00 | (49,940.00) |
| 3133ETH42 | FEDERAL FARM CREDIT BANKS FUNDING CORP | 3.840 | 99.1865 | 10/16/2028 | 25,000,000.00 | 25,000,000.00 | 24,796,625.00 | 25,000,000.00 | (203,375.00) |
| 3133ETF28 | FEDERAL FARM CREDIT BANKS FUNDING CORP | 4.360 | 100.2720 | 10/13/2028 | 25,000,000.00 | 25,000,000.00 | 25,068,000.00 | 25,000,000.00 | 68,000.00 |
| 3133ETF28 | FEDERAL FARM CREDIT BANKS FUNDING CORP | 4.360 | 100.2720 | 10/13/2028 | 25,000,000.00 | 25,000,000.00 | 25,068,000.00 | 25,000,000.00 | 68,000.00 |
| 3133EPWM3 | FEDERAL FARM CREDIT BANKS FUNDING CORP | 5.040 | 100.3740 | 09/22/2028 | 25,000,000.00 | 25,000,000.00 | 25,093,500.00 | 25,000,000.00 | 93,500.00 |
| 3133ETXG7 | FEDERAL FARM CREDIT BANKS FUNDING CORP | 4.626 | 100.2746 | 09/11/2028 | 10,000,000.00 | 10,000,000.00 | 10,027,460.00 | 10,000,000.00 | 27,460.00 |
| 3130AWTR1 | FEDERAL HOME LOAN BANKS | 4.346 | 100.7047 | 09/08/2028 | 5,000,000.00 | 5,002,771.21 | 5,035,235.00 | 5,006,100.00 | 29,135.00 |
| 3133ETTD9 | FEDERAL FARM CREDIT BANKS FUNDING CORP | 3.857 | 99.2791 | 08/18/2028 | 9,375,000.00 | 9,369,809.96 | 9,307,415.63 | 9,367,968.75 | (60,553.13) |
| 3133ETTC1 | FEDERAL FARM CREDIT BANKS FUNDING CORP | 4.080 | 99.6336 | 08/14/2028 | 25,000,000.00 | 25,000,000.00 | 24,908,400.00 | 25,000,000.00 | (91,600.00) |
| 3133ETTC1 | FEDERAL FARM CREDIT BANKS FUNDING CORP | 4.080 | 99.6336 | 08/14/2028 | 25,000,000.00 | 25,000,000.00 | 24,908,400.00 | 25,000,000.00 | (91,600.00) |
| 3133ETTC1 | FEDERAL FARM CREDIT BANKS FUNDING CORP | 4.080 | 99.6336 | 08/14/2028 | 25,000,000.00 | 25,000,000.00 | 24,908,400.00 | 25,000,000.00 | (91,600.00) |
| 3134HA4S9 | FEDERAL HOME LOAN MORTGAGE CORP | 4.550 | 100.1311 | 07/28/2028 | 3,250,000.00 | 3,250,000.00 | 3,254,260.75 | 3,250,000.00 | 4,260.75 |
| 3133ETRC3 | FEDERAL FARM CREDIT BANKS FUNDING CORP | 4.230 | 99.8306 | 07/28/2028 | 25,000,000.00 | 25,000,000.00 | 24,957,650.00 | 25,000,000.00 | (42,350.00) |
| 3133ETRC3 | FEDERAL FARM CREDIT BANKS FUNDING CORP | 4.230 | 99.8306 | 07/28/2028 | 25,000,000.00 | 25,000,000.00 | 24,957,650.00 | 25,000,000.00 | (42,350.00) |
| 3130B23Z6 | FEDERAL HOME LOAN BANKS | 4.650 | 100.1362 | 07/24/2028 | 15,000,000.00 | 15,000,000.00 | 15,020,430.00 | 15,000,000.00 | 20,430.00 |
| 3133ETPR2 | FEDERAL FARM CREDIT BANKS FUNDING CORP | 4.000 | 99.6565 | 07/14/2028 | 15,000,000.00 | 15,000,000.00 | 14,948,475.00 | 15,000,000.00 | (51,525.00) |
| 3133ET6X0 | FEDERAL FARM CREDIT BANKS FUNDING CORP | 3.782 | 99.1659 | 07/13/2028 | 15,000,000.00 | 14,987,187.85 | 14,874,885.00 | 14,985,000.00 | (110,115.00) |
| 3134HCHS1 | FEDERAL HOME LOAN MORTGAGE CORP | 3.850 | 99.3986 | 06/16/2028 | 40,000,000.00 | 40,000,000.00 | 39,759,440.00 | 40,000,000.00 | (240,560.00) |
| 3134HCHS1 | FEDERAL HOME LOAN MORTGAGE CORP | 3.850 | 99.3986 | 06/16/2028 | 20,000,000.00 | 20,000,000.00 | 19,879,720.00 | 20,000,000.00 | (120,280.00) |
| 3130AWC24 | FEDERAL HOME LOAN BANKS | 3.987 | 99.8918 | 06/09/2028 | 10,000,000.00 | 10,002,221.88 | 9,989,180.00 | 10,005,460.00 | (16,280.00) |
| 3133ETJU2 | FEDERAL FARM CREDIT BANKS FUNDING CORP | 4.079 | 99.8106 | 06/02/2028 | 25,000,000.00 | 25,000,000.00 | 24,952,650.00 | 25,000,000.00 | (47,350.00) |
| 3133EPGW9 | FEDERAL FARM CREDIT BANKS FUNDING CORP | 3.784 | 99.6694 | 04/25/2028 | 10,000,000.00 | 10,015,650.14 | 9,966,940.00 | 10,041,200.00 | (74,260.00) |
| 3134HCYW3 | FEDERAL HOME LOAN MORTGAGE CORP | 4.000 | 99.7010 | 03/13/2028 | 15,000,000.00 | 15,000,000.00 | 14,955,150.00 | 15,000,000.00 | (44,850.00) |
| 3134HCWM7 | FEDERAL HOME LOAN MORTGAGE CORP | 3.853 | 99.4610 | 03/02/2028 | 22,239,000.00 | 22,219,286.76 | 22,119,131.79 | 22,216,761.00 | (97,629.21) |
| 3130B9J68 | FEDERAL HOME LOAN BANKS | 3.743 | 100.0155 | 02/17/2028 | 10,000,000.00 | 10,000,000.00 | 10,001,550.00 | 10,000,000.00 | 1,550.00 |
| 3133ER3X7 | FEDERAL FARM CREDIT BANKS FUNDING CORP | 4.530 | 100.0730 | 02/11/2028 | 10,000,000.00 | 10,000,000.00 | 10,007,300.00 | 10,000,000.00 | 7,300.00 |
| 3133ER3X7 | FEDERAL FARM CREDIT BANKS FUNDING CORP | 4.530 | 100.0730 | 02/11/2028 | 25,000,000.00 | 25,000,000.00 | 25,018,250.00 | 25,000,000.00 | 18,250.00 |
| 3133ERW31 | FEDERAL FARM CREDIT BANKS FUNDING CORP | 4.429 | 100.2272 | 01/27/2028 | 25,000,000.00 | 25,000,000.00 | 25,056,800.00 | 25,000,000.00 | 56,800.00 |
| 3133EWAT7 | FEDERAL FARM CREDIT BANKS FUNDING CORP | 3.738 | 100.0200 | 01/26/2028 | 5,000,000.00 | 5,000,000.00 | 5,001,000.00 | 5,000,000.00 | 1,000.00 |
| 3133EWAT7 | FEDERAL FARM CREDIT BANKS FUNDING CORP | 3.738 | 100.0200 | 01/26/2028 | 5,000,000.00 | 5,000,000.00 | 5,001,000.00 | 5,000,000.00 | 1,000.00 |
| 31424W6V9 | FEDERAL AGRICULTURAL MORTGAGE CORP | 3.770 | 100.0850 | 01/14/2028 | 10,000,000.00 | 10,000,000.00 | 10,008,500.00 | 10,000,000.00 | 8,500.00 |
| 3133ET4D6 | FEDERAL FARM CREDIT BANKS FUNDING CORP | 3.800 | 99.5677 | 12/15/2027 | 16,875,000.00 | 16,875,000.00 | 16,802,049.38 | 16,875,000.00 | (72,950.63) |
| 3130ATUS4 | FEDERAL HOME LOAN BANKS | 3.796 | 100.3421 | 12/10/2027 | 25,000,000.00 | 25,155,816.47 | 25,085,525.00 | 25,510,250.00 | (424,725.00) |
| 3130ATUS4 | FEDERAL HOME LOAN BANKS | 4.002 | 100.3421 | 12/10/2027 | 50,000,000.00 | 50,168,839.66 | 50,171,050.00 | 50,548,350.00 | (377,300.00) |
| 3130ATUS4 | FEDERAL HOME LOAN BANKS | 4.036 | 100.3421 | 12/10/2027 | 15,000,000.00 | 15,043,614.21 | 15,051,315.00 | 15,141,570.00 | (90,255.00) |
| 3133ET3S4 | FEDERAL FARM CREDIT BANKS FUNDING CORP | 3.730 | 99.4572 | 12/09/2027 | 20,000,000.00 | 20,000,000.00 | 19,891,440.00 | 20,000,000.00 | (108,560.00) |
| 31424W4F6 | FEDERAL AGRICULTURAL MORTGAGE CORP | 4.060 | 100.0889 | 12/09/2027 | 10,000,000.00 | 10,000,000.00 | 10,008,890.00 | 10,000,000.00 | 8,890.00 |
| 3133ET4B0 | FEDERAL FARM CREDIT BANKS FUNDING CORP | 3.956 | 100.0217 | 12/09/2027 | 15,000,000.00 | 15,000,000.00 | 15,003,255.00 | 15,000,000.00 | 3,255.00 |
| 3134HCFJ3 | FEDERAL HOME LOAN MORTGAGE CORP | 3.900 | 99.7073 | 12/03/2027 | 10,000,000.00 | 10,000,000.00 | 9,970,730.00 | 10,000,000.00 | (29,270.00) |
| 3133ERE23 | FEDERAL FARM CREDIT BANKS FUNDING CORP | 4.356 | 100.0763 | 12/02/2027 | 10,000,000.00 | 9,994,986.30 | 10,007,630.00 | 9,990,000.00 | 17,630.00 |
| 3133ETS40 | FEDERAL FARM CREDIT BANKS FUNDING CORP | 4.054 | 100.0834 | 11/10/2027 | 15,000,000.00 | 15,000,000.00 | 15,012,510.00 | 15,000,000.00 | 12,510.00 |
| 3133ENW63 | FEDERAL FARM CREDIT BANKS FUNDING CORP | 4.284 | 100.0946 | 10/27/2027 | 5,000,000.00 | 5,005,689.07 | 5,004,730.00 | 5,020,250.00 | (15,520.00) |
| 3133ENW63 | FEDERAL FARM CREDIT BANKS FUNDING CORP | 4.195 | 100.0946 | 10/27/2027 | 3,715,000.00 | 3,723,395.94 | 3,718,514.39 | 3,744,868.60 | (26,354.21) |
| 3133ENW63 | FEDERAL FARM CREDIT BANKS FUNDING CORP | 4.252 | 100.0946 | 10/27/2027 | 15,000,000.00 | 15,023,182.19 | 15,014,190.00 | 15,082,290.00 | (68,100.00) |
| 3133ERXY2 | FEDERAL FARM CREDIT BANKS FUNDING CORP | 4.000 | 99.8418 | 10/21/2027 | 20,000,000.00 | 20,000,000.00 | 19,968,360.00 | 20,000,000.00 | (31,640.00) |
| 3133ERXY2 | FEDERAL FARM CREDIT BANKS FUNDING CORP | 4.000 | 99.8418 | 10/21/2027 | 10,000,000.00 | 10,000,000.00 | 9,984,180.00 | 10,000,000.00 | (15,820.00) |
| 3133EPH81 | FEDERAL FARM CREDIT BANKS FUNDING CORP | 4.500 | 100.6475 | 10/04/2027 | 25,000,000.00 | 25,000,525.00 | 25,161,875.00 | 25,001,500.00 | 160,375.00 |
| 3130AXEN4 | FEDERAL HOME LOAN BANKS | 4.779 | 101.0375 | 09/29/2027 | 15,000,000.00 | 15,003,734.60 | 15,155,625.00 | 15,011,250.00 | 144,375.00 |
| 3133ENL99 | FEDERAL FARM CREDIT BANKS FUNDING CORP | 3.830 | 99.2359 | 09/15/2027 | 10,000,000.00 | 9,947,076.38 | 9,923,590.00 | 9,795,609.20 | 127,980.80 |
| 3130ATHW0 | FEDERAL HOME LOAN BANKS | 4.239 | 100.1663 | 09/10/2027 | 2,000,000.00 | 1,997,395.18 | 2,003,326.00 | 1,989,972.00 | 13,354.00 |
| 3130ATHW0 | FEDERAL HOME LOAN BANKS | 4.241 | 100.1663 | 09/10/2027 | 3,000,000.00 | 2,996,049.13 | 3,004,989.00 | 2,984,790.00 | 20,199.00 |
| 3133ER6M8 | FEDERAL FARM CREDIT BANKS FUNDING CORP | 4.510 | 100.1203 | 09/07/2027 | 25,000,000.00 | 25,000,000.00 | 25,030,075.00 | 25,000,000.00 | 30,075.00 |
| 3133ETTP2 | FEDERAL FARM CREDIT BANKS FUNDING CORP | 4.465 | 100.0768 | 08/18/2027 | 20,000,000.00 | 20,000,000.00 | 20,015,360.00 | 20,000,000.00 | 15,360.00 |
| 3133ERNP2 | FEDERAL FARM CREDIT BANKS FUNDING CORP | 3.830 | 100.0231 | 08/06/2027 | 5,000,000.00 | 5,009,366.11 | 5,001,155.00 | 5,023,600.00 | (22,445.00) |
| 3130B7DP6 | FEDERAL HOME LOAN BANKS | 4.497 | 100.0620 | 08/04/2027 | 15,000,000.00 | 15,000,000.00 | 15,009,300.00 | 15,000,000.00 | 9,300.00 |
| 3134HBZV6 | FEDERAL HOME LOAN MORTGAGE CORP | 4.060 | 99.9730 | 07/23/2027 | 25,000,000.00 | 25,000,000.00 | 24,993,250.00 | 25,000,000.00 | (6,750.00) |
| 3133ENB33 | FEDERAL FARM CREDIT BANKS FUNDING CORP | 3.075 | 98.9985 | 07/19/2027 | 10,000,000.00 | 9,997,398.96 | 9,899,850.00 | 9,988,500.00 | (88,650.00) |
| 3133ETPU5 | FEDERAL FARM CREDIT BANKS FUNDING CORP | 4.120 | 99.9883 | 07/14/2027 | 25,000,000.00 | 25,000,000.00 | 24,997,075.00 | 25,000,000.00 | (2,925.00) |
| 3133ETNS2 | FEDERAL FARM CREDIT BANKS FUNDING CORP | 4.506 | 100.0461 | 06/29/2027 | 10,000,000.00 | 10,000,000.00 | 10,004,610.00 | 10,000,000.00 | 4,610.00 |
| 3130ASDV8 | FEDERAL HOME LOAN BANKS | 3.300 | 99.3310 | 06/28/2027 | 10,000,000.00 | 10,000,000.00 | 9,933,100.00 | 10,000,000.00 | (66,900.00) |
| 3133ET5H6 | FEDERAL FARM CREDIT BANKS FUNDING CORP | 3.715 | 99.9984 | 06/23/2027 | 10,000,000.00 | 10,000,000.00 | 9,999,840.00 | 10,000,000.00 | (160.00) |
| 31428JJP3 | FEDERAL AGRICULTURAL MORTGAGE CORP | 3.590 | 100.0157 | 06/21/2027 | 25,000,000.00 | 25,000,000.00 | 25,003,925.00 | 25,000,000.00 | 3,925.00 |
| 3130ASGU7 | FEDERAL HOME LOAN BANKS | 3.095 | 99.5604 | 06/11/2027 | 10,000,000.00 | 10,038,294.31 | 9,956,040.00 | 10,183,200.00 | (227,160.00) |
| 3130AWBZ2 | FEDERAL HOME LOAN BANKS | 4.000 | 100.1838 | 06/11/2027 | 8,260,000.00 | 8,269,665.21 | 8,275,181.88 | 8,297,913.40 | (22,731.52) |
| 3130AWBZ2 | FEDERAL HOME LOAN BANKS | 4.055 | 100.1838 | 06/11/2027 | 10,000,000.00 | 10,006,561.86 | 10,018,380.00 | 10,025,600.00 | (7,220.00) |
| 3130BAPM3 | FEDERAL HOME LOAN BANKS | 3.952 | 99.9122 | 06/11/2027 | 30,000,000.00 | 30,000,000.00 | 29,973,660.00 | 30,000,000.00 | (26,340.00) |
| 3130BAMP9 | FEDERAL HOME LOAN BANKS | 4.002 | 99.9438 | 06/04/2027 | 50,000,000.00 | 50,000,000.00 | 49,971,900.00 | 50,000,000.00 | (28,100.00) |
| 3133EWNZ9 | FEDERAL FARM CREDIT BANKS FUNDING CORP | 3.912 | 99.9095 | 06/04/2027 | 50,000,000.00 | 50,000,000.00 | 49,954,750.00 | 50,000,000.00 | (45,250.00) |
| 3136GDBC6 | FEDERAL NATIONAL MORTGAGE ASSOCIATION | 3.997 | 99.9432 | 06/04/2027 | 25,000,000.00 | 25,000,000.00 | 24,985,800.00 | 25,000,000.00 | (14,200.00) |
| 3130B6JW7 | FEDERAL HOME LOAN BANKS | 4.369 | 100.0474 | 05/21/2027 | 20,000,000.00 | 20,000,000.00 | 20,009,480.00 | 20,000,000.00 | 9,480.00 |

| | | | | | | | | | |
|---|---|---|---|---|---|---|---|---|---|
| 3130BAFG7 | FEDERAL HOME LOAN BANKS | 3.753 | 99.7847 | 05/19/2027 | 25,000,000.00 | 25,000,000.00 | 24,946,175.00 | 25,000,000.00 | (53,825.00) |
| 3136GDDG5 | FEDERAL NATIONAL MORTGAGE ASSOCIATION | 4.000 | 99.9927 | 05/19/2027 | 25,000,000.00 | 25,000,000.00 | 24,998,165.25 | 25,000,000.00 | (1,834.75) |
| 3136GD4V2 | FEDERAL NATIONAL MORTGAGE ASSOCIATION | 3.848 | 99.8647 | 05/12/2027 | 50,000,000.00 | 50,000,000.00 | 49,932,350.00 | 50,000,000.00 | (67,650.00) |
| 3133ERDS7 | FEDERAL FARM CREDIT BANKS FUNDING CORP | 4.583 | 100.7396 | 05/06/2027 | 10,000,000.00 | 10,014,236.05 | 10,073,960.00 | 10,043,800.00 | 30,160.00 |
| 3130ARSF9 | FEDERAL HOME LOAN BANKS | 3.000 | 99.1825 | 04/29/2027 | 10,000,000.00 | 10,000,000.00 | 9,918,250.00 | 10,000,000.00 | (81,750.00) |
| 3130ARPV7 | FEDERAL HOME LOAN BANKS | 3.500 | 99.6146 | 04/28/2027 | 10,000,000.00 | 10,000,000.00 | 9,961,460.00 | 10,000,000.00 | (38,540.00) |
| 3133ENVD9 | FEDERAL FARM CREDIT BANKS FUNDING CORP | 2.913 | 99.0800 | 04/26/2027 | 10,000,000.00 | 9,996,828.92 | 9,908,000.00 | 9,982,400.00 | (74,400.00) |
| 3133EN6V7 | FEDERAL FARM CREDIT BANKS FUNDING CORP | 3.744 | 99.7383 | 04/26/2027 | 4,820,000.00 | 4,815,307.07 | 4,807,386.06 | 4,797,876.20 | 9,509.86 |
| 3133EN6V7 | FEDERAL FARM CREDIT BANKS FUNDING CORP | 3.606 | 99.7383 | 04/26/2027 | 8,000,000.00 | 8,001,323.64 | 7,979,064.00 | 8,006,240.00 | (27,176.00) |
| 3133EN6V7 | FEDERAL FARM CREDIT BANKS FUNDING CORP | 3.623 | 99.7383 | 04/26/2027 | 2,000,000.00 | 2,000,058.12 | 1,994,766.00 | 2,000,274.00 | (5,508.00) |
| 3130ARHX2 | FEDERAL HOME LOAN BANKS | 3.000 | 99.2688 | 03/25/2027 | 10,000,000.00 | 10,000,000.00 | 9,926,880.00 | 10,000,000.00 | (73,120.00) |
| 3130ARHX2 | FEDERAL HOME LOAN BANKS | 3.000 | 99.2688 | 03/25/2027 | 10,000,000.00 | 10,000,000.00 | 9,926,880.00 | 10,000,000.00 | (73,120.00) |
| 3130ARHX2 | FEDERAL HOME LOAN BANKS | 3.000 | 99.2688 | 03/25/2027 | 10,000,000.00 | 10,000,000.00 | 9,926,880.00 | 10,000,000.00 | (73,120.00) |
| 3130AR6U0 | FEDERAL HOME LOAN BANKS | 2.500 | 98.8755 | 03/22/2027 | 5,000,000.00 | 5,000,000.00 | 4,943,775.00 | 5,000,000.00 | (56,225.00) |
| 3134HBN64 | FEDERAL HOME LOAN MORTGAGE CORP | 4.515 | 100.0421 | 03/16/2027 | 10,000,000.00 | 10,000,000.00 | 10,004,210.00 | 10,000,000.00 | 4,210.00 |
| 3130B9YC8 | FEDERAL HOME LOAN BANKS | 3.674 | 99.9921 | 02/26/2027 | 15,000,000.00 | 15,000,000.00 | 14,998,815.00 | 15,000,000.00 | (1,185.00) |
| 3130AQRQ8 | FEDERAL HOME LOAN BANKS | 2.000 | 98.6091 | 02/25/2027 | 10,000,000.00 | 10,000,000.00 | 9,860,910.00 | 10,000,000.00 | (139,090.00) |
| 3130AQRH8 | FEDERAL HOME LOAN BANKS | 2.000 | 98.6091 | 02/25/2027 | 5,000,000.00 | 5,000,000.00 | 4,930,455.00 | 5,000,000.00 | (69,545.00) |
| 3130AQRH8 | FEDERAL HOME LOAN BANKS | 2.000 | 98.6091 | 02/25/2027 | 5,000,000.00 | 5,000,000.00 | 4,930,455.00 | 5,000,000.00 | (69,545.00) |
| 3130ALED2 | FEDERAL HOME LOAN BANKS | 3.001 | 97.9162 | 02/24/2027 | 20,000,000.00 | 19,730,556.55 | 19,583,240.00 | 18,320,000.00 | 1,263,240.00 |
| 3130ALED2 | FEDERAL HOME LOAN BANKS | 2.050 | 97.9162 | 02/24/2027 | 15,000,000.00 | 14,892,844.37 | 14,687,430.00 | 14,275,500.00 | 411,930.00 |
| 3130AL2X1 | FEDERAL HOME LOAN BANKS | 3.001 | 97.8590 | 02/17/2027 | 10,000,000.00 | 9,857,889.95 | 9,785,900.00 | 9,057,500.00 | 728,400.00 |
| 3130AKYH3 | FEDERAL HOME LOAN BANKS | 1.746 | 97.9023 | 02/10/2027 | 10,000,000.00 | 9,939,250.80 | 9,790,230.00 | 9,563,275.40 | 226,954.60 |
| 3130B8VQ2 | FEDERAL HOME LOAN BANKS | 3.813 | 99.9043 | 02/10/2027 | 25,000,000.00 | 25,000,000.00 | 24,976,075.00 | 25,000,000.00 | (23,925.00) |
| 3130B9J43 | FEDERAL HOME LOAN BANKS | 3.682 | 99.9948 | 01/29/2027 | 50,000,000.00 | 50,000,000.00 | 49,997,400.00 | 50,000,000.00 | (2,600.00) |
| 3130AQHS5 | FEDERAL HOME LOAN BANKS | 1.984 | 98.5702 | 01/28/2027 | 10,000,000.00 | 9,982,214.76 | 9,857,020.00 | 9,866,500.00 | (9,480.00) |
| 3130AQHS5 | FEDERAL HOME LOAN BANKS | 2.086 | 98.5702 | 01/28/2027 | 20,000,000.00 | 19,951,773.21 | 19,714,040.00 | 19,640,000.00 | 74,040.00 |
| 3130AQKM4 | FEDERAL HOME LOAN BANKS | 1.750 | 98.6024 | 01/28/2027 | 11,250,000.00 | 11,250,000.00 | 11,092,770.00 | 11,250,000.00 | (157,230.00) |
| 3133ENLZ1 | FEDERAL FARM CREDIT BANKS FUNDING CORP | 1.860 | 98.6392 | 01/26/2027 | 10,000,000.00 | 9,995,016.23 | 9,863,920.00 | 9,962,090.00 | (98,170.00) |
| 3130B8Q96 | FEDERAL HOME LOAN BANKS | 3.977 | 99.9777 | 01/25/2027 | 25,000,000.00 | 25,000,000.00 | 24,994,425.00 | 25,000,000.00 | (5,575.00) |
| 3130B8Q96 | FEDERAL HOME LOAN BANKS | 3.977 | 99.9777 | 01/25/2027 | 50,000,000.00 | 50,000,000.00 | 49,988,850.00 | 50,000,000.00 | (11,150.00) |
| 3130B9FC9 | FEDERAL HOME LOAN BANKS | 3.711 | 99.9946 | 01/21/2027 | 50,000,000.00 | 50,000,000.00 | 49,997,300.00 | 50,000,000.00 | (2,700.00) |
| 3133ETY35 | FEDERAL FARM CREDIT BANKS FUNDING CORP | 3.976 | 100.0011 | 01/20/2027 | 50,000,000.00 | 50,000,000.00 | 50,000,550.00 | 50,000,000.00 | 550.00 |
| 3130B95Z9 | FEDERAL HOME LOAN BANKS | 3.683 | 99.9947 | 01/20/2027 | 50,000,000.00 | 50,000,000.00 | 49,997,350.00 | 50,000,000.00 | (2,650.00) |
| 3130AYPN0 | FEDERAL HOME LOAN BANKS | 3.702 | 100.1345 | 01/15/2027 | 25,000,000.00 | 25,063,228.48 | 25,033,625.00 | 25,083,750.00 | (50,125.00) |
| 3133EWFN5 | FEDERAL FARM CREDIT BANKS FUNDING CORP | 3.700 | 99.9948 | 01/15/2027 | 50,000,000.00 | 50,000,000.00 | 49,997,400.00 | 50,000,000.00 | (2,600.00) |
| 3130B8L34 | FEDERAL HOME LOAN BANKS | 3.987 | 99.9969 | 01/12/2027 | 50,000,000.00 | 50,000,000.00 | 49,998,450.00 | 50,000,000.00 | (1,550.00) |
| 3133ENKG4 | FEDERAL FARM CREDIT BANKS FUNDING CORP | 1.908 | 98.5385 | 01/11/2027 | 10,000,000.00 | 9,974,460.51 | 9,853,850.00 | 9,795,000.00 | 58,850.00 |
| 3134HBXW6 | FEDERAL HOME LOAN MORTGAGE CORP | 4.428 | 100.0250 | 01/08/2027 | 10,000,000.00 | 10,000,000.00 | 10,002,500.00 | 10,000,000.00 | 2,500.00 |
| 3134HCEF2 | FEDERAL HOME LOAN MORTGAGE CORP | 3.611 | 99.7874 | 01/05/2027 | 25,000,000.00 | 24,991,467.17 | 24,946,850.00 | 24,984,500.00 | (37,650.00) |
| 3130B8Z88 | FEDERAL HOME LOAN BANKS | 3.788 | 99.9950 | 01/04/2027 | 50,000,000.00 | 50,000,000.00 | 49,997,500.00 | 50,000,000.00 | (2,500.00) |
| 3130AQAY9 | FEDERAL HOME LOAN BANKS | 1.500 | 98.6319 | 12/30/2026 | 25,000,000.00 | 25,000,000.00 | 24,657,975.00 | 25,000,000.00 | (342,025.00) |
| 3130AQF65 | FEDERAL HOME LOAN BANKS | 1.306 | 98.5687 | 12/21/2026 | 10,000,000.00 | 9,996,995.60 | 9,856,870.00 | 9,972,990.00 | (116,120.00) |
| 3133ERL66 | FEDERAL FARM CREDIT BANKS FUNDING CORP | 4.775 | 100.0560 | 12/18/2026 | 15,000,000.00 | 15,000,000.00 | 15,008,400.00 | 15,000,000.00 | 8,400.00 |
| 3133ERK75 | FEDERAL FARM CREDIT BANKS FUNDING CORP | 4.770 | 100.0610 | 12/16/2026 | 25,000,000.00 | 25,000,000.00 | 25,015,250.00 | 25,000,000.00 | 15,250.00 |
| 3130B46H9 | FEDERAL HOME LOAN BANKS | 4.759 | 100.0556 | 12/16/2026 | 25,000,000.00 | 25,000,000.00 | 25,013,900.00 | 25,000,000.00 | 13,900.00 |
| 3130B46H9 | FEDERAL HOME LOAN BANKS | 4.759 | 100.0556 | 12/16/2026 | 10,000,000.00 | 10,000,000.00 | 10,005,560.00 | 10,000,000.00 | 5,560.00 |
| 3133EN4G2 | FEDERAL FARM CREDIT BANKS FUNDING CORP | 3.923 | 100.0261 | 12/15/2026 | 25,000,000.00 | 25,002,056.30 | 25,006,525.00 | 25,015,250.00 | (8,725.00) |
| 3130ATVE4 | FEDERAL HOME LOAN BANKS | 3.986 | 100.3155 | 12/11/2026 | 5,000,000.00 | 5,012,385.79 | 5,015,775.00 | 5,095,300.00 | (79,525.00) |
| 3130B3ZF3 | FEDERAL HOME LOAN BANKS | 4.764 | 100.0572 | 12/11/2026 | 25,000,000.00 | 25,000,000.00 | 25,014,300.00 | 25,000,000.00 | 14,300.00 |
| 3130B3ZF3 | FEDERAL HOME LOAN BANKS | 4.764 | 100.0572 | 12/11/2026 | 25,000,000.00 | 25,000,000.00 | 25,014,300.00 | 25,000,000.00 | 14,300.00 |
| 3135G1AB7 | FEDERAL NATIONAL MORTGAGE ASSOCIATION | 4.758 | 100.0599 | 12/11/2026 | 5,000,000.00 | 5,000,000.00 | 5,002,995.00 | 5,000,000.00 | 2,995.00 |
| 3130APWW1 | FEDERAL HOME LOAN BANKS | 1.503 | 98.8641 | 11/24/2026 | 20,000,000.00 | 19,999,709.73 | 19,772,820.00 | 19,997,000.00 | (224,180.00) |
| 3133ENEM8 | FEDERAL FARM CREDIT BANKS FUNDING CORP | 1.430 | 98.8378 | 11/23/2026 | 10,000,000.00 | 10,000,000.00 | 9,883,780.00 | 10,000,000.00 | (116,220.00) |
| 3133ERQ95 | FEDERAL FARM CREDIT BANKS FUNDING CORP | 4.502 | 100.0343 | 11/02/2026 | 25,000,000.00 | 25,000,000.00 | 25,008,575.00 | 25,000,000.00 | 8,575.00 |
| 3130ARUF6 | FEDERAL HOME LOAN BANKS | 3.125 | 99.7016 | 10/29/2026 | 10,000,000.00 | 10,000,000.00 | 9,970,160.00 | 10,000,000.00 | (29,840.00) |
| 3134GW6C5 | FEDERAL HOME LOAN MORTGAGE CORP | 3.122 | 98.7645 | 10/28/2026 | 15,000,000.00 | 14,868,351.20 | 14,814,675.00 | 13,566,000.00 | 1,248,675.00 |
| 3134GW4C7 | FEDERAL HOME LOAN MORTGAGE CORP | 3.092 | 98.7730 | 10/27/2026 | 20,000,000.00 | 19,827,096.89 | 19,754,600.00 | 18,196,200.00 | 1,558,400.00 |
| 3134GW4C7 | FEDERAL HOME LOAN MORTGAGE CORP | 3.488 | 98.7730 | 10/27/2026 | 5,000,000.00 | 4,949,725.67 | 4,938,650.00 | 4,482,650.00 | 456,000.00 |
| 3134GW4C7 | FEDERAL HOME LOAN MORTGAGE CORP | 3.046 | 98.7730 | 10/27/2026 | 20,000,000.00 | 19,831,114.36 | 19,754,600.00 | 18,124,000.00 | 1,630,600.00 |
| 3133ETL62 | FEDERAL FARM CREDIT BANKS FUNDING CORP | 3.603 | 99.8545 | 10/27/2026 | 25,000,000.00 | 24,989,863.01 | 24,963,625.00 | 24,975,000.00 | (11,375.00) |
| 3133EN7A2 | FEDERAL FARM CREDIT BANKS FUNDING CORP | 3.827 | 99.6285 | 10/26/2026 | 4,300,000.00 | 4,296,791.02 | 4,284,025.50 | 4,270,115.00 | 13,910.50 |
| 3133ENBK5 | FEDERAL FARM CREDIT BANKS FUNDING CORP | 1.249 | 98.9611 | 10/20/2026 | 10,000,000.00 | 9,995,910.22 | 9,896,110.00 | 9,947,500.00 | (51,390.00) |
| 3133ENBK5 | FEDERAL FARM CREDIT BANKS FUNDING CORP | 1.340 | 98.9611 | 10/20/2026 | 10,000,000.00 | 9,992,545.91 | 9,896,110.00 | 9,905,000.00 | (8,890.00) |
| 3130ANYN4 | FEDERAL HOME LOAN BANKS | 1.000 | 99.0669 | 09/30/2026 | 10,000,000.00 | 10,000,000.00 | 9,906,690.00 | 10,000,000.00 | (93,310.00) |
| 3130AP5M3 | FEDERAL HOME LOAN BANKS | 1.040 | 99.0955 | 09/28/2026 | 15,000,000.00 | 15,000,000.00 | 14,864,325.00 | 15,000,000.00 | (135,675.00) |
| 3130APAD7 | FEDERAL HOME LOAN BANKS | 1.035 | 99.0993 | 09/28/2026 | 15,000,000.00 | 15,000,000.00 | 14,864,895.00 | 15,000,000.00 | (135,105.00) |
| 3130ATFH5 | FEDERAL HOME LOAN BANKS | 3.941 | 99.9660 | 09/11/2026 | 5,000,000.00 | 4,997,556.34 | 4,998,300.00 | 4,965,237.80 | 33,062.20 |
| 3130ATHV2 | FEDERAL HOME LOAN BANKS | 4.312 | 100.1022 | 09/11/2026 | 1,000,000.00 | 999,843.19 | 1,001,022.00 | 997,780.00 | 3,242.00 |
| 3133ET3Q8 | FEDERAL FARM CREDIT BANKS FUNDING CORP | 3.953 | 100.0006 | 09/10/2026 | 50,000,000.00 | 50,000,000.00 | 50,000,300.00 | 50,000,000.00 | 300.00 |
| 3133ET3Q8 | FEDERAL FARM CREDIT BANKS FUNDING CORP | 3.953 | 100.0006 | 09/10/2026 | 15,000,000.00 | 15,000,000.00 | 15,000,090.00 | 15,000,000.00 | 90.00 |
| 3130ANSC5 | FEDERAL HOME LOAN BANKS | 1.000 | 99.3384 | 08/26/2026 | 15,000,000.00 | 15,000,000.00 | 14,900,760.00 | 15,000,000.00 | (99,240.00) |

| | | | | | | | | | |
|---|---|---|---|---|---|---|---|---|---|
| 3130ANTS9 | FEDERAL HOME LOAN BANKS | 1.000 | 99.3350 | 08/26/2026 | 15,000,000.00 | 15,000,000.00 | 14,900,250.00 | 15,000,000.00 | (99,750.00) |
| 3130ANPF1 | FEDERAL HOME LOAN BANKS | 1.000 | 99.3428 | 08/25/2026 | 10,000,000.00 | 10,000,000.00 | 9,934,280.00 | 10,000,000.00 | (65,720.00) |
| 3133ENH45 | FEDERAL FARM CREDIT BANKS FUNDING CORP | 3.137 | 99.8311 | 08/24/2026 | 5,000,000.00 | 4,999,873.48 | 4,991,555.00 | 4,997,799.50 | (6,244.50) |
| 3133ENH45 | FEDERAL FARM CREDIT BANKS FUNDING CORP | 3.294 | 99.8311 | 08/24/2026 | 5,000,000.00 | 4,998,192.19 | 4,991,555.00 | 4,968,600.00 | 22,955.00 |
| 3130ANMH0 | FEDERAL HOME LOAN BANKS | 3.132 | 99.4056 | 08/20/2026 | 15,000,000.00 | 14,937,723.58 | 14,910,840.00 | 13,851,000.00 | 1,059,840.00 |
| 3130ANMH0 | FEDERAL HOME LOAN BANKS | 1.100 | 99.4056 | 08/20/2026 | 10,000,000.00 | 10,000,000.00 | 9,940,560.00 | 10,000,000.00 | (59,440.00) |
| 3130ANMH0 | FEDERAL HOME LOAN BANKS | 1.668 | 99.4056 | 08/20/2026 | 10,000,000.00 | 9,988,058.54 | 9,940,560.00 | 9,755,200.00 | 185,360.00 |
| 3130ANE48 | FEDERAL HOME LOAN BANKS | 1.000 | 99.4069 | 08/17/2026 | 10,000,000.00 | 10,000,000.00 | 9,940,690.00 | 10,000,000.00 | (59,310.00) |
| 3130ANFD7 | FEDERAL HOME LOAN BANKS | 1.000 | 99.4985 | 08/05/2026 | 10,000,000.00 | 10,000,000.00 | 9,949,850.00 | 10,000,000.00 | (50,150.00) |
| 3133END80 | FEDERAL FARM CREDIT BANKS FUNDING CORP | 2.873 | 99.8513 | 08/03/2026 | 10,000,000.00 | 10,002,052.57 | 9,985,130.00 | 10,047,600.00 | (62,470.00) |
| 3130ANAJ9 | FEDERAL HOME LOAN BANKS | 1.000 | 99.5648 | 07/27/2026 | 15,000,000.00 | 15,000,000.00 | 14,934,720.00 | 15,000,000.00 | (65,280.00) |
| 3130ANAJ9 | FEDERAL HOME LOAN BANKS | 1.000 | 99.5648 | 07/27/2026 | 10,000,000.00 | 10,000,000.00 | 9,956,480.00 | 10,000,000.00 | (43,520.00) |
| 3130ANBX7 | FEDERAL HOME LOAN BANKS | 1.000 | 99.6034 | 07/22/2026 | 15,000,000.00 | 15,000,000.00 | 14,940,510.00 | 15,000,000.00 | (59,490.00) |
| 3130AN5K2 | FEDERAL HOME LOAN BANKS | 4.366 | 99.6856 | 07/20/2026 | 2,375,000.00 | 2,366,650.24 | 2,367,533.00 | 2,143,081.25 | 224,451.75 |
| 3130AN3R9 | FEDERAL HOME LOAN BANKS | 1.130 | 99.6432 | 07/20/2026 | 10,000,000.00 | 10,000,000.00 | 9,964,320.00 | 10,000,000.00 | (35,680.00) |
| 3133ENB66 | FEDERAL FARM CREDIT BANKS FUNDING CORP | 3.174 | 99.9059 | 07/20/2026 | 10,000,000.00 | 9,999,698.15 | 9,990,590.00 | 9,991,000.00 | (410.00) |
| 3130B83W0 | FEDERAL HOME LOAN BANKS | 4.145 | 99.9992 | 07/15/2026 | 25,000,000.00 | 25,000,000.00 | 24,999,800.00 | 25,000,000.00 | (200.00) |
| 3133EMQ62 | FEDERAL FARM CREDIT BANKS FUNDING CORP | 0.990 | 99.6761 | 07/13/2026 | 10,000,000.00 | 10,000,000.00 | 9,967,610.00 | 10,000,000.00 | (32,390.00) |
| 3133EMQ62 | FEDERAL FARM CREDIT BANKS FUNDING CORP | 0.990 | 99.6761 | 07/13/2026 | 10,000,000.00 | 10,000,000.00 | 9,967,610.00 | 10,000,000.00 | (32,390.00) |
| 3133ETPE1 | FEDERAL FARM CREDIT BANKS FUNDING CORP | 4.367 | 100.0016 | 07/09/2026 | 25,000,000.00 | 25,000,000.00 | 25,000,400.00 | 25,000,000.00 | 400.00 |
| 3130AN3B4 | FEDERAL HOME LOAN BANKS | 1.020 | 99.7343 | 07/06/2026 | 15,000,000.00 | 15,000,000.00 | 14,960,145.00 | 15,000,000.00 | (39,855.00) |
| 3130ASDK2 | FEDERAL HOME LOAN BANKS | 3.250 | 99.9548 | 06/29/2026 | 5,250,000.00 | 5,250,000.00 | 5,247,627.00 | 5,250,000.00 | (2,373.00) |
| 3130AMWT5 | FEDERAL HOME LOAN BANKS | 1.050 | 99.8108 | 06/26/2026 | 15,000,000.00 | 15,000,000.00 | 14,971,620.00 | 15,000,000.00 | (28,380.00) |
| 3130AMT69 | FEDERAL HOME LOAN BANKS | 1.070 | 99.8122 | 06/26/2026 | 10,000,000.00 | 10,000,000.00 | 9,981,220.00 | 10,000,000.00 | (18,780.00) |
| 31424WXD9 | FEDERAL AGRICULTURAL MORTGAGE CORP | 4.354 | 100.0022 | 06/24/2026 | 15,000,000.00 | 15,000,000.00 | 15,000,330.00 | 15,000,000.00 | 330.00 |
| 3130AMMZ2 | FEDERAL HOME LOAN BANKS | 1.000 | 99.9301 | 06/10/2026 | 5,000,000.00 | 5,000,000.00 | 4,996,505.00 | 5,000,000.00 | (3,495.00) |
| 3130AMS52 | FEDERAL HOME LOAN BANKS | 1.000 | 99.9459 | 06/08/2026 | 15,000,000.00 | 15,000,000.00 | 14,991,885.00 | 15,000,000.00 | (8,115.00) |
| **---** | **---** | **3.782** | **99.5887** | **03/29/2028** | **4,360,709,000.00** | **4,358,253,304.84** | **4,342,693,352.62** | **4,348,133,262.10** | **(5,439,909.48)** |

**Agency**

**AGCY DISC**

| Cusip | Description | Yield | Market Price | Final Maturity | Par Value | Book Value | Market Value | Principal | Net Unrealized Gain/Loss |
|---|---|---|---|---|---|---|---|---|---|
| 313384CJ6 | FEDERAL HOME LOAN BANKS | 3.651 | 97.2454 | 02/26/2027 | 50,000,000.00 | 48,683,750.00 | 48,622,700.00 | 48,318,125.00 | 304,575.00 |
| 313384CJ6 | FEDERAL HOME LOAN BANKS | 3.733 | 97.2454 | 02/26/2027 | 50,000,000.00 | 48,653,750.00 | 48,622,700.00 | 48,339,625.00 | 283,075.00 |
| 313384CB3 | FEDERAL HOME LOAN BANKS | 3.655 | 97.3177 | 02/19/2027 | 50,000,000.00 | 48,716,048.61 | 48,658,850.00 | 48,349,902.78 | 308,947.22 |
| 313384BZ1 | FEDERAL HOME LOAN BANKS | 3.714 | 97.3383 | 02/17/2027 | 25,000,000.00 | 24,352,031.25 | 24,334,575.00 | 24,203,072.92 | 131,502.08 |
| 313384BQ1 | FEDERAL HOME LOAN BANKS | 3.712 | 97.4311 | 02/08/2027 | 25,000,000.00 | 24,374,375.00 | 24,357,775.00 | 24,225,416.67 | 132,358.33 |
| 313384BM0 | FEDERAL HOME LOAN BANKS | 3.731 | 97.4620 | 02/05/2027 | 50,000,000.00 | 48,756,729.17 | 48,731,000.00 | 48,482,111.11 | 248,888.89 |
| 313384BK4 | FEDERAL HOME LOAN BANKS | 3.731 | 97.4826 | 02/03/2027 | 50,000,000.00 | 48,766,715.26 | 48,741,300.00 | 48,487,104.15 | 254,195.85 |
| 313384BK4 | FEDERAL HOME LOAN BANKS | 3.731 | 97.4826 | 02/03/2027 | 50,000,000.00 | 48,766,715.26 | 48,741,300.00 | 48,487,104.15 | 254,195.85 |
| 313384BE8 | FEDERAL HOME LOAN BANKS | 3.660 | 97.5342 | 01/29/2027 | 50,000,000.00 | 48,815,208.33 | 48,767,100.00 | 48,448,020.83 | 319,079.17 |
| 313384AV1 | FEDERAL HOME LOAN BANKS | 3.728 | 97.6260 | 01/20/2027 | 50,000,000.00 | 48,836,618.05 | 48,813,000.00 | 48,557,006.94 | 255,993.06 |
| 313384AU3 | FEDERAL HOME LOAN BANKS | 3.781 | 97.6362 | 01/19/2027 | 30,000,000.00 | 29,293,366.66 | 29,290,860.00 | 29,281,183.33 | 9,676.67 |
| 313384AF6 | FEDERAL HOME LOAN BANKS | 3.634 | 97.7686 | 01/06/2027 | 50,000,000.00 | 48,933,895.84 | 48,884,300.00 | 48,559,055.56 | 325,244.44 |
| 313384AF6 | FEDERAL HOME LOAN BANKS | 3.655 | 97.7686 | 01/06/2027 | 25,000,000.00 | 24,463,906.25 | 24,442,150.00 | 24,280,312.50 | 161,837.50 |
| 313384AF6 | FEDERAL HOME LOAN BANKS | 3.655 | 97.7686 | 01/06/2027 | 25,000,000.00 | 24,463,906.25 | 24,442,150.00 | 24,280,312.50 | 161,837.50 |
| 313384AF6 | FEDERAL HOME LOAN BANKS | 3.731 | 97.7686 | 01/06/2027 | 50,000,000.00 | 48,905,000.00 | 48,884,300.00 | 48,590,000.00 | 294,300.00 |
| 313384AF6 | FEDERAL HOME LOAN BANKS | 3.725 | 97.7686 | 01/06/2027 | 25,000,000.00 | 24,453,260.42 | 24,442,150.00 | 24,313,454.86 | 128,695.14 |
| 313384AF6 | FEDERAL HOME LOAN BANKS | 3.725 | 97.7686 | 01/06/2027 | 25,000,000.00 | 24,453,260.42 | 24,442,150.00 | 24,313,454.86 | 128,695.14 |
| 313385M37 | FEDERAL HOME LOAN BANKS | 3.731 | 98.4882 | 10/28/2026 | 50,000,000.00 | 49,252,930.56 | 49,244,100.00 | 48,881,902.78 | 362,197.22 |
| 313385K70 | FEDERAL HOME LOAN BANKS | 3.725 | 98.6115 | 10/16/2026 | 50,000,000.00 | 49,313,668.06 | 49,305,750.00 | 49,088,230.56 | 217,519.44 |
| 313385K54 | FEDERAL HOME LOAN BANKS | 3.713 | 98.6320 | 10/14/2026 | 50,000,000.00 | 49,325,937.50 | 49,316,000.00 | 49,026,354.17 | 289,645.83 |
| 313385K54 | FEDERAL HOME LOAN BANKS | 3.737 | 98.6320 | 10/14/2026 | 25,000,000.00 | 24,660,812.50 | 24,658,000.00 | 24,542,725.00 | 115,275.00 |
| 313385J80 | FEDERAL HOME LOAN BANKS | 3.717 | 98.6833 | 10/09/2026 | 25,000,000.00 | 24,675,090.28 | 24,670,825.00 | 24,545,126.39 | 125,698.61 |
| 313385J80 | FEDERAL HOME LOAN BANKS | 3.720 | 98.6833 | 10/09/2026 | 35,000,000.00 | 34,544,747.22 | 34,539,155.00 | 34,362,646.11 | 176,508.89 |
| 313385J64 | FEDERAL HOME LOAN BANKS | 3.744 | 98.7038 | 10/07/2026 | 25,000,000.00 | 24,677,777.78 | 24,675,950.00 | 24,541,840.28 | 134,109.72 |
| 313385J64 | FEDERAL HOME LOAN BANKS | 3.744 | 98.7038 | 10/07/2026 | 25,000,000.00 | 24,677,777.78 | 24,675,950.00 | 24,541,840.28 | 134,109.72 |
| 313385J64 | FEDERAL HOME LOAN BANKS | 3.717 | 98.7038 | 10/07/2026 | 25,000,000.00 | 24,680,000.00 | 24,675,950.00 | 24,550,000.00 | 125,950.00 |
| 313385H25 | FEDERAL HOME LOAN BANKS | 3.765 | 98.8264 | 09/25/2026 | 50,000,000.00 | 49,412,750.00 | 49,413,200.00 | 49,078,625.00 | 334,575.00 |
| 313385H25 | FEDERAL HOME LOAN BANKS | 3.716 | 98.8264 | 09/25/2026 | 45,005,000.00 | 44,482,216.92 | 44,476,821.32 | 44,265,892.88 | 210,928.44 |
| 313385G83 | FEDERAL HOME LOAN BANKS | 3.715 | 98.8468 | 09/23/2026 | 22,890,000.00 | 22,628,691.58 | 22,626,032.52 | 22,518,666.98 | 107,365.54 |
| 313385F92 | FEDERAL HOME LOAN BANKS | 3.609 | 98.9179 | 09/16/2026 | 25,000,000.00 | 24,740,302.08 | 24,729,475.00 | 24,478,177.08 | 251,297.92 |
| 313385F76 | FEDERAL HOME LOAN BANKS | 3.609 | 98.9383 | 09/14/2026 | 25,000,000.00 | 24,745,156.25 | 24,734,575.00 | 24,495,166.67 | 239,408.33 |
| 313385E36 | FEDERAL HOME LOAN BANKS | 3.625 | 99.0601 | 09/02/2026 | 50,000,000.00 | 49,547,916.67 | 49,530,050.00 | 48,634,027.78 | 896,022.22 |
| 313385C53 | FEDERAL HOME LOAN BANKS | 3.707 | 99.2018 | 08/19/2026 | 50,000,000.00 | 49,603,573.68 | 49,600,900.00 | 49,402,851.50 | 198,048.50 |
| 313385A22 | FEDERAL HOME LOAN BANKS | 3.688 | 99.3938 | 07/31/2026 | 50,000,000.00 | 49,700,000.00 | 49,696,900.00 | 49,490,000.00 | 206,900.00 |
| 313385A22 | FEDERAL HOME LOAN BANKS | 3.702 | 99.3938 | 07/31/2026 | 20,000,000.00 | 19,879,333.33 | 19,878,760.00 | 19,827,044.44 | 51,715.56 |
| 313385A22 | FEDERAL HOME LOAN BANKS | 3.681 | 99.3938 | 07/31/2026 | 25,000,000.00 | 24,850,000.00 | 24,848,450.00 | 24,787,500.00 | 60,950.00 |
| 313385A22 | FEDERAL HOME LOAN BANKS | 3.679 | 99.3938 | 07/31/2026 | 50,000,000.00 | 49,700,000.00 | 49,696,900.00 | 49,605,000.00 | 91,900.00 |
| 313385A22 | FEDERAL HOME LOAN BANKS | 3.679 | 99.3938 | 07/31/2026 | 25,000,000.00 | 24,850,000.00 | 24,848,450.00 | 24,802,500.00 | 45,950.00 |

| | | | | | | | | | |
|---|---|---|---|---|---|---|---|---|---|
| 313385ZX7 | FEDERAL HOME LOAN BANKS | 3.685 | 99.4241 | 07/28/2026 | 50,000,000.00 | 49,715,000.00 | 49,712,050.00 | 49,525,000.00 | 187,050.00 |
| 313385ZT6 | FEDERAL HOME LOAN BANKS | 3.736 | 99.4647 | 07/24/2026 | 50,000,000.00 | 49,732,055.56 | 49,732,350.00 | 49,398,388.89 | 333,961.11 |
| 313385ZT6 | FEDERAL HOME LOAN BANKS | 3.692 | 99.4647 | 07/24/2026 | 50,000,000.00 | 49,734,263.89 | 49,732,350.00 | 49,568,805.56 | 163,544.44 |
| 313385ZK5 | FEDERAL HOME LOAN BANKS | 3.646 | 99.5458 | 07/16/2026 | 25,000,000.00 | 24,888,281.25 | 24,886,450.00 | 24,853,524.31 | 32,925.69 |
| 313385ZH2 | FEDERAL HOME LOAN BANKS | 3.698 | 99.5661 | 07/14/2026 | 40,000,000.00 | 39,826,566.66 | 39,826,440.00 | 39,810,433.33 | 16,006.67 |
| 313385ZG4 | FEDERAL HOME LOAN BANKS | 3.696 | 99.5762 | 07/13/2026 | 42,500,000.00 | 42,320,508.33 | 42,319,885.00 | 42,205,120.83 | 114,764.17 |
| 313385ZB5 | FEDERAL HOME LOAN BANKS | 3.737 | 99.6268 | 07/08/2026 | 15,000,000.00 | 14,944,268.75 | 14,944,020.00 | 14,653,562.50 | 290,457.50 |
| 313385ZB5 | FEDERAL HOME LOAN BANKS | 3.678 | 99.6268 | 07/08/2026 | 50,000,000.00 | 49,814,640.28 | 49,813,400.00 | 49,719,455.56 | 93,944.44 |
| 313385YZ3 | FEDERAL HOME LOAN BANKS | 3.737 | 99.6471 | 07/06/2026 | 15,000,000.00 | 14,947,281.25 | 14,947,065.00 | 14,656,575.00 | 290,490.00 |
| 313589YV9 | FEDERAL NATIONAL MORTGAGE ASSOCIATION | 3.631 | 99.6875 | 07/02/2026 | 25,000,000.00 | 24,923,253.47 | 24,921,875.00 | 24,888,593.75 | 33,281.25 |
| 313385XX9 | FEDERAL HOME LOAN BANKS | 3.793 | 99.9099 | 06/10/2026 | 25,000,000.00 | 24,977,062.50 | 24,977,475.00 | 24,477,534.72 | 499,940.28 |
| 313385XQ4 | FEDERAL HOME LOAN BANKS | 3.579 | 99.9800 | 06/03/2026 | 50,000,000.00 | 49,990,208.33 | 49,990,000.00 | 49,931,458.33 | 58,541.67 |
| 313385XQ4 | FEDERAL HOME LOAN BANKS | 3.579 | 99.9800 | 06/03/2026 | 10,000,000.00 | 9,998,041.67 | 9,998,000.00 | 9,986,291.67 | 11,708.33 |
| 313385XQ4 | FEDERAL HOME LOAN BANKS | 3.579 | 99.9800 | 06/03/2026 | 10,000,000.00 | 9,998,041.67 | 9,998,000.00 | 9,986,291.67 | 11,708.33 |
| 313385XQ4 | FEDERAL HOME LOAN BANKS | 3.579 | 99.9800 | 06/03/2026 | 50,000,000.00 | 49,990,208.33 | 49,990,000.00 | 49,931,458.33 | 58,541.67 |
| **---** | **---** | **3.694** | **98.6363** | **10/13/2026** | **1,935,395,000.00** | **1,909,436,900.91** | **1,908,849,913.84** | **1,898,573,875.51** | **10,276,038.33** |

**Agency**

| Cusip | Description | Yield | Market Price | Final Maturity | Par Value | Book Value | Market Value | Principal | Net Unrealized Gain/Loss |
|---|---|---|---|---|---|---|---|---|---|
| **---** | **---** | **3.755** | **99.2985** | **10/19/2027** | **6,296,104,000.00** | **6,267,690,205.75** | **6,251,543,266.46** | **6,246,707,137.61** | **4,836,128.85** |

**Agency CMO**
**FHLMC CMO**

| Cusip | Description | Yield | Market Price | Final Maturity | Par Value | Book Value | Market Value | Principal | Net Unrealized Gain/Loss |
|---|---|---|---|---|---|---|---|---|---|
| 3137HNZL5 | FHR 5607 GJ | 4.074 | 97.9170 | 05/15/2030 | 44,255,499.62 | 43,946,240.41 | 43,333,657.57 | 43,908,024.80 | (574,367.24) |
| **3137HNZL5** | **FHR 5607 GJ** | **4.074** | **97.9170** | **05/15/2030** | **44,255,499.62** | **43,946,240.41** | **43,333,657.57** | **43,908,024.80** | **(574,367.24)** |

**Agency CMO**
**FNMA CMO**

| Cusip | Description | Yield | Market Price | Final Maturity | Par Value | Book Value | Market Value | Principal | Net Unrealized Gain/Loss |
|---|---|---|---|---|---|---|---|---|---|
| 3136B2HA3 | FNA 2018-M10 A2 | 5.208 | 98.3840 | 07/25/2028 | 8,957,764.74 | 8,745,141.63 | 8,813,009.77 | 8,515,475.14 | 297,534.63 |
| 3136AW7J0 | FNA 2017-M8 A2 | 3.448 | 98.7658 | 05/25/2027 | 9,001,975.80 | 8,980,188.41 | 8,890,872.24 | 8,889,451.10 | 1,421.15 |
| **---** | **---** | **4.316** | **98.5774** | **12/22/2027** | **17,959,740.54** | **17,725,330.04** | **17,703,882.02** | **17,404,926.23** | **298,955.78** |

**Agency CMO**

| Cusip | Description | Yield | Market Price | Final Maturity | Par Value | Book Value | Market Value | Principal | Net Unrealized Gain/Loss |
|---|---|---|---|---|---|---|---|---|---|
| **---** | **---** | **4.143** | **98.1068** | **09/05/2029** | **62,215,240.16** | **61,671,570.44** | **61,037,539.58** | **61,312,951.04** | **(275,411.46)** |

**Agency MBS**
**FHLMC**

| Cusip | Description | Yield | Market Price | Final Maturity | Par Value | Book Value | Market Value | Principal | Net Unrealized Gain/Loss |
|---|---|---|---|---|---|---|---|---|---|
| 3132XK6K8 | FH WN5373 | 3.948 | 97.9234 | 10/01/2030 | 50,000,000.00 | 50,000,000.00 | 48,961,678.00 | 50,000,000.00 | (1,038,322.00) |
| 3132XK6K8 | FH WN5373 | 3.994 | 97.9234 | 10/01/2030 | 25,000,000.00 | 24,955,379.96 | 24,480,839.00 | 24,953,125.00 | (472,286.00) |
| 3132XF6Q6 | FH WN1778 | 3.940 | 98.0221 | 10/01/2030 | 21,485,000.00 | 21,425,191.54 | 21,060,049.69 | 21,422,055.66 | (362,005.97) |
| 3132XFYS1 | FH WN1620 | 3.906 | 97.7876 | 08/01/2030 | 25,580,000.00 | 25,546,748.67 | 25,014,078.57 | 25,542,029.69 | (527,951.12) |
| 3132XFZP6 | FH WN1649 | 4.072 | 97.5820 | 08/01/2030 | 30,000,000.00 | 29,797,342.39 | 29,274,589.80 | 29,770,312.50 | (495,722.70) |
| 3132XFZP6 | FH WN1649 | 3.919 | 97.5820 | 08/01/2030 | 15,210,000.00 | 15,150,571.16 | 14,842,217.03 | 15,144,050.39 | (301,833.36) |
| 3132XFXY9 | FH WN1594 | 4.201 | 97.9321 | 07/01/2030 | 25,000,000.00 | 24,792,577.80 | 24,483,013.75 | 24,752,929.69 | (269,915.94) |
| 3132XFXY9 | FH WN1594 | 4.075 | 97.9321 | 07/01/2030 | 25,000,000.00 | 24,905,740.93 | 24,483,013.75 | 24,888,671.88 | (405,658.13) |
| 3132XFXY9 | FH WN1594 | 4.075 | 97.9321 | 07/01/2030 | 25,000,000.00 | 24,905,740.93 | 24,483,013.75 | 24,888,671.88 | (405,658.13) |
| 3132XFXY9 | FH WN1594 | 4.069 | 97.9321 | 07/01/2030 | 29,955,000.00 | 29,848,752.43 | 29,335,547.08 | 29,829,797.46 | (494,250.38) |
| 3132XFYY8 | FH WN1626 | 4.000 | 98.0745 | 07/01/2030 | 25,000,000.00 | 24,926,340.77 | 24,518,623.75 | 24,916,015.63 | (397,391.88) |
| 3132XK4S3 | FH WN5332 | 4.130 | 98.1444 | 07/01/2030 | 33,050,000.00 | 33,038,432.06 | 32,436,714.29 | 33,037,089.84 | (600,375.56) |
| 3132XK2A4 | FH WN5268 | 4.194 | 98.4981 | 06/01/2030 | 35,293,000.00 | 35,201,865.74 | 34,762,919.26 | 35,184,088.01 | (421,168.75) |
| 3132XKZ91 | FH WN5267 | 4.195 | 98.4898 | 06/01/2030 | 28,034,000.00 | 27,960,693.74 | 27,610,639.50 | 27,946,393.75 | (335,754.25) |
| 3132XHSF2 | FH WN3217 | 3.949 | 95.1510 | 06/01/2030 | 48,320,118.00 | 46,753,238.31 | 45,977,083.21 | 46,472,250.99 | (495,167.78) |
| 3132XHSF2 | FH WN3217 | 3.933 | 95.1510 | 06/01/2030 | 28,992,070.80 | 28,067,420.70 | 27,586,249.93 | 27,900,338.13 | (314,088.21) |
| 3132XHSF2 | FH WN3217 | 3.948 | 95.1510 | 06/01/2030 | 14,051,490.31 | 13,595,915.93 | 13,370,135.80 | 13,515,777.24 | (145,641.45) |
| 3132XFXA1 | FH WN1572 | 4.119 | 98.0569 | 05/01/2030 | 23,506,000.00 | 23,383,644.22 | 23,049,258.44 | 23,359,087.50 | (309,829.06) |
| 3132XFWN4 | FH WN1552 | 4.315 | 98.9571 | 04/01/2030 | 17,369,000.00 | 17,284,326.13 | 17,187,864.43 | 17,263,157.66 | (75,293.23) |
| 3132XKZH3 | FH WN5243 | 4.362 | 98.0834 | 04/01/2030 | 15,000,000.00 | 14,802,107.27 | 14,712,508.20 | 14,753,906.25 | (41,398.05) |
| 3132XKZH3 | FH WN5243 | 4.206 | 98.0834 | 04/01/2030 | 5,548,000.00 | 5,503,344.36 | 5,441,666.37 | 5,494,253.75 | (52,587.38) |

| | | | | | | | | | |
|---|---|---|---|---|---|---|---|---|---|
| 3142FEDK3 | FH WR1005 | 4.277 | 98.9955 | 04/01/2030 | 10,000,000.00 | 9,980,445.86 | 9,899,546.70 | 9,976,171.88 | (76,625.18) |
| 3132XFWR5 | FH WN1555 | 4.114 | 98.5673 | 04/01/2030 | 16,156,000.00 | 16,141,859.31 | 15,924,539.13 | 16,138,960.47 | (214,421.34) |
| 3132XKZQ3 | FH WN5250 | 4.130 | 97.7259 | 04/01/2030 | 50,000,000.00 | 49,555,886.93 | 48,862,928.00 | 49,464,843.75 | (601,915.75) |
| 3132XKZQ3 | FH WN5250 | 4.130 | 97.7259 | 04/01/2030 | 50,000,000.00 | 49,555,886.93 | 48,862,928.00 | 49,464,843.75 | (601,915.75) |
| 3132XKZQ3 | FH WN5250 | 4.061 | 97.7259 | 04/01/2030 | 25,000,000.00 | 24,835,446.30 | 24,431,464.00 | 24,803,710.94 | (372,246.94) |
| 3132XKZQ3 | FH WN5250 | 4.053 | 97.7259 | 04/01/2030 | 23,341,000.00 | 23,193,892.86 | 22,810,192.05 | 23,165,942.50 | (355,750.45) |
| 3132XDCY7 | FH WA4486 | 4.082 | 97.9163 | 04/01/2030 | 14,629,329.96 | 14,523,728.38 | 14,324,495.40 | 14,505,323.53 | (180,828.14) |
| 3132XFWD6 | FH WN1543 | 4.368 | 99.3335 | 03/01/2030 | 14,314,000.00 | 14,314,000.00 | 14,218,600.63 | 14,314,000.00 | (95,399.37) |
| 3132XKY84 | FH WN5234 | 4.070 | 98.0583 | 03/01/2030 | 11,179,198.58 | 11,141,565.70 | 10,962,127.94 | 11,133,346.39 | (171,218.45) |
| 3132XK3D7 | FH WN5295 | 3.966 | 98.1987 | 03/01/2030 | 21,840,000.00 | 21,840,000.00 | 21,446,601.76 | 21,840,000.00 | (393,398.24) |
| 3132XK3G0 | FH WN5298 | 3.946 | 98.1028 | 03/01/2030 | 11,410,000.00 | 11,381,734.06 | 11,193,530.85 | 11,376,572.27 | (183,041.42) |
| 3132XFYA0 | FH WN1604 | 4.013 | 97.8969 | 03/01/2030 | 28,850,000.00 | 28,654,148.08 | 28,243,244.98 | 28,619,384.01 | (376,139.03) |
| 3132XDCS0 | FH WA4480 | 4.039 | 98.3994 | 03/01/2030 | 19,581,713.58 | 19,530,426.62 | 19,268,280.05 | 19,521,285.63 | (253,005.57) |
| 3132XKY35 | FH WN5229 | 4.133 | 99.1395 | 02/01/2030 | 7,300,000.00 | 7,296,006.93 | 7,237,181.89 | 7,295,152.34 | (57,970.45) |
| 3132XK2Q9 | FH WN5282 | 4.015 | 98.3259 | 02/01/2030 | 25,770,000.00 | 25,770,000.00 | 25,338,583.14 | 25,770,000.00 | (431,416.86) |
| 3132XK2K2 | FH WN5277 | 3.972 | 98.1630 | 01/01/2030 | 33,000,000.00 | 32,931,641.37 | 32,393,785.71 | 32,917,500.00 | (523,714.29) |
| 3132XK2K2 | FH WN5277 | 3.990 | 98.1630 | 01/01/2030 | 31,114,000.00 | 31,030,148.85 | 30,542,431.78 | 31,013,122.58 | (470,690.80) |
| 3132XFX29 | FH WN1596 | 3.965 | 98.3034 | 01/01/2030 | 52,288,000.00 | 52,288,000.00 | 51,400,884.93 | 52,288,000.00 | (887,115.07) |
| 3132XK2S5 | FH WN5284 | 3.943 | 98.2521 | 12/01/2029 | 10,875,000.00 | 10,864,748.58 | 10,684,919.36 | 10,862,680.66 | (177,761.31) |
| 3132XDCU5 | FH WA4482 | 4.027 | 98.4885 | 12/01/2029 | 15,188,193.71 | 15,157,302.96 | 14,958,629.79 | 15,151,409.80 | (192,780.02) |
| 3132XKV38 | FH WN5133 | 4.382 | 99.1136 | 11/01/2029 | 6,250,000.00 | 6,208,534.76 | 6,194,599.50 | 6,190,673.83 | 3,925.67 |
| 3132XFUU0 | FH WN1494 | 4.669 | 98.4416 | 11/01/2029 | 11,000,000.00 | 10,769,508.90 | 10,828,577.98 | 10,679,453.13 | 149,124.85 |
| 3142FFGV3 | FH WR2011 | 4.378 | 98.6066 | 11/01/2029 | 25,000,000.00 | 24,879,415.89 | 24,651,637.50 | 24,838,867.19 | (187,229.69) |
| 3142FFGV3 | FH WR2011 | 4.218 | 98.6066 | 11/01/2029 | 15,000,000.00 | 15,000,000.00 | 14,790,982.50 | 15,000,000.00 | (209,017.50) |
| 3132XFJ58 | FH WN1183 | 4.059 | 97.2485 | 10/01/2029 | 7,470,000.00 | 7,350,103.13 | 7,264,463.47 | 7,290,253.13 | (25,789.66) |
| 3132XFUA4 | FH WN1476 | 4.332 | 98.6556 | 10/01/2029 | 25,000,000.00 | 24,828,357.40 | 24,663,906.00 | 24,777,343.75 | (113,437.75) |
| 3132XKV87 | FH WN5138 | 4.719 | 98.2254 | 10/01/2029 | 15,000,000.00 | 14,672,447.20 | 14,733,809.10 | 14,541,210.94 | 192,598.16 |
| 3132XKV87 | FH WN5138 | 4.239 | 98.2254 | 10/01/2029 | 23,833,000.00 | 23,637,039.38 | 23,410,058.15 | 23,584,429.26 | (174,371.11) |
| 3132XFRX8 | FH WN1401 | 4.241 | 98.0768 | 09/01/2029 | 17,875,000.00 | 17,693,310.78 | 17,531,231.93 | 17,603,383.79 | (72,151.86) |
| 3132XFR91 | FH WN1411 | 4.474 | 98.8124 | 09/01/2029 | 20,000,000.00 | 19,762,303.02 | 19,762,482.00 | 19,647,656.25 | 114,825.75 |
| 3132XFR91 | FH WN1411 | 4.633 | 98.8124 | 09/01/2029 | 15,000,000.00 | 14,752,818.94 | 14,821,861.50 | 14,636,718.75 | 185,142.75 |
| 3132XFR91 | FH WN1411 | 4.370 | 98.8124 | 09/01/2029 | 11,500,000.00 | 11,396,728.62 | 11,363,427.15 | 11,349,960.94 | 13,466.21 |
| 3132XKUQ8 | FH WN5090 | 4.392 | 98.4225 | 09/01/2029 | 20,000,000.00 | 19,723,068.15 | 19,684,494.20 | 19,597,656.25 | 86,837.95 |
| 3132XKUQ8 | FH WN5090 | 4.352 | 98.4225 | 09/01/2029 | 32,000,000.00 | 31,593,904.98 | 31,495,190.72 | 31,410,000.00 | 85,190.72 |
| 3132XKTE7 | FH WN5048 | 4.513 | 98.2252 | 08/01/2029 | 11,495,000.00 | 11,323,402.98 | 11,290,987.66 | 11,266,896.09 | 24,091.57 |
| 3132XKSS7 | FH WN5028 | 3.886 | 98.3305 | 07/01/2029 | 24,971,000.00 | 24,971,000.00 | 24,554,100.66 | 24,971,000.00 | (416,899.34) |
| 3132XKS65 | FH WN5040 | 3.845 | 98.2318 | 07/01/2029 | 27,733,000.00 | 27,683,943.10 | 27,242,624.26 | 27,676,667.34 | (434,043.08) |
| 3132XKR25 | FH WN5004 | 4.439 | 98.6935 | 06/01/2029 | 22,870,000.00 | 22,761,208.68 | 22,571,213.51 | 22,696,688.28 | (125,474.77) |
| 3132WW2J0 | FH WA3276 | 4.668 | 100.3142 | 02/01/2029 | 14,548,847.04 | 14,527,703.99 | 14,594,565.92 | 14,512,474.93 | 82,090.99 |
| 3132XG2H8 | FH WN2575 | 4.428 | 99.8151 | 02/01/2029 | 33,705,000.00 | 33,848,558.33 | 33,642,686.20 | 33,947,254.69 | (304,568.49) |
| 3132XGYU4 | FH WN2522 | 4.779 | 99.6770 | 12/01/2028 | 10,000,000.00 | 9,939,402.95 | 9,967,702.40 | 9,884,375.00 | 83,327.40 |
| 3137FKSH0 | FHMS K-086 A2 | 3.795 | 98.8392 | 11/25/2028 | 11,187,000.00 | 11,186,811.81 | 11,057,141.42 | 11,186,776.26 | (129,634.84) |
| 3137FJZ93 | FHMS K-084 A2 | 3.770 | 98.7126 | 10/25/2028 | 16,255,000.00 | 16,234,881.41 | 16,045,737.19 | 16,230,942.60 | (185,205.41) |
| 3132XGX35 | FH WN2497 | 4.611 | 99.9345 | 10/01/2028 | 28,340,000.00 | 28,265,916.39 | 28,321,432.77 | 28,187,229.69 | 134,203.08 |
| 3137FJYH6 | FHMS K-W07 A2 | 5.264 | 98.2766 | 09/25/2028 | 16,627,402.00 | 16,097,916.73 | 16,340,847.18 | 15,471,927.46 | 868,919.72 |
| 3137FGZH1 | FHMS K-W06 A2 | 5.290 | 98.5496 | 06/25/2028 | 23,608,130.75 | 23,003,280.70 | 23,265,729.28 | 22,199,020.45 | 1,066,708.84 |
| 3132XFLR7 | FH WN1235 | 4.690 | 99.7074 | 01/01/2028 | 20,000,000.00 | 19,919,101.59 | 19,941,484.40 | 19,760,937.50 | 180,546.90 |
| 3132XFLR7 | FH WN1235 | 4.333 | 99.7074 | 01/01/2028 | 10,000,000.00 | 9,983,940.46 | 9,970,742.20 | 9,953,125.00 | 17,617.20 |
| 3132XGRH1 | FH WN2287 | 3.945 | 98.6152 | 11/01/2027 | 24,003,282.75 | 23,941,908.76 | 23,670,891.53 | 23,797,004.54 | (126,113.01) |
| 3132XGRH1 | FH WN2287 | 4.073 | 98.6152 | 11/01/2027 | 24,003,282.75 | 23,918,724.38 | 23,670,891.53 | 23,736,058.71 | (65,167.18) |
| 3132XGQ74 | FH WN2277 | 4.062 | 98.9618 | 11/01/2027 | 9,601,313.10 | 9,568,597.55 | 9,501,636.49 | 9,491,798.12 | 9,838.37 |
| 3137FBBX3 | FHMS K-068 A2 | 4.548 | 98.8973 | 08/25/2027 | 9,525,000.00 | 9,388,567.94 | 9,419,968.87 | 9,120,187.50 | 299,781.37 |
| 3137F2LJ3 | FHMS K-066 A2 | 3.111 | 99.0114 | 06/25/2027 | 10,943,104.68 | 10,940,980.69 | 10,834,924.98 | 10,932,845.52 | (97,920.54) |
| 3137BXQY1 | FHMS K-064 A2 | 3.154 | 99.3065 | 03/25/2027 | 1,000,000.00 | 1,000,275.66 | 993,065.02 | 1,001,760.00 | (8,694.98) |
| 3137BXSW3 | FHMS K-IR2 A2 | 4.545 | 99.1248 | 03/25/2027 | 15,000,000.00 | 14,849,973.65 | 14,868,718.35 | 14,389,453.20 | 479,265.15 |
| 3137BXSW3 | FHMS K-IR2 A2 | 3.677 | 99.1248 | 03/25/2027 | 37,500,000.00 | 37,312,027.47 | 37,171,795.88 | 37,201,171.88 | (29,376.01) |
| 3137BYLD0 | FHMS K-L01 A2E | 4.184 | 99.1857 | 02/25/2027 | 15,000,000.00 | 14,917,673.15 | 14,877,854.55 | 14,494,950.00 | 382,904.55 |
| 3137BVZ82 | FHMS K-063 A2 | 3.782 | 99.5084 | 01/25/2027 | 9,823,910.57 | 9,794,626.84 | 9,775,618.09 | 9,770,953.55 | 4,664.54 |
| 3137BTUM1 | FHMS K-061 A2 | 4.501 | 99.5349 | 11/25/2026 | 8,453,554.47 | 8,416,424.45 | 8,414,238.59 | 8,104,338.14 | 309,900.46 |
| 3137BTUM1 | FHMS K-061 A2 | 4.561 | 99.5349 | 11/25/2026 | 7,983,912.56 | 7,946,629.76 | 7,946,780.89 | 7,684,675.51 | 262,105.38 |
| 3132XDAU7 | FH WA4418 | 4.107 | 98.9390 | 11/01/2026 | 13,796,046.39 | 13,673,322.57 | 13,649,667.99 | 13,311,568.04 | 338,099.95 |
| 3137FQXJ7 | FHMS K-737 A2 | 4.358 | 99.4652 | 10/25/2026 | 2,008,068.08 | 1,996,016.61 | 1,997,329.21 | 1,960,454.89 | 36,874.32 |
| 3137FQXJ7 | FHMS K-737 A2 | 4.358 | 99.4652 | 10/25/2026 | 49,338,282.00 | 49,042,177.14 | 49,074,427.78 | 48,168,425.08 | 906,002.69 |
| 3137FQXJ7 | FHMS K-737 A2 | 4.358 | 99.4652 | 10/25/2026 | 49,338,282.00 | 49,042,177.14 | 49,074,427.78 | 48,168,425.08 | 906,002.69 |
| 3137FQXJ7 | FHMS K-737 A2 | 4.358 | 99.4652 | 10/25/2026 | 49,338,282.00 | 49,042,177.14 | 49,074,427.78 | 48,168,425.08 | 906,002.69 |
| 3137BSRE5 | FHMS K-059 A2 | 4.148 | 99.5571 | 09/25/2026 | 10,307,618.16 | 10,279,697.69 | 10,261,968.09 | 10,144,951.06 | 117,017.03 |
| 3137BSP72 | FHMS K-058 A2 | 4.465 | 99.5825 | 08/25/2026 | 13,850,868.90 | 13,807,686.07 | 13,793,047.20 | 13,472,134.20 | 320,913.00 |
| 3137BSP72 | FHMS K-058 A2 | 4.142 | 99.5825 | 08/25/2026 | 19,368,131.68 | 19,317,594.46 | 19,287,277.67 | 18,949,749.77 | 337,527.90 |
| 3137BSP72 | FHMS K-058 A2 | 4.251 | 99.5825 | 08/25/2026 | 39,219,196.99 | 39,110,077.50 | 39,055,472.92 | 38,312,253.06 | 743,219.86 |
| 3137FQ3P6 | FHMS K-C06 A2 | 4.291 | 99.5945 | 08/25/2026 | 7,674,235.20 | 7,651,835.78 | 7,643,116.94 | 7,538,737.05 | 104,379.89 |
| 3137BRQJ7 | FHMS K-057 A2 | 4.657 | 99.6930 | 07/25/2026 | 9,267,634.65 | 9,253,108.09 | 9,239,187.09 | 8,847,332.94 | 391,854.15 |
| 3137FNWX4 | FHMS K-736 A2 | 3.655 | 99.7032 | 07/25/2026 | 4,876,858.50 | 4,871,917.63 | 4,862,385.54 | 4,634,920.60 | 227,464.95 |

| | | | | | | | | | |
|---|---|---|---|---|---|---|---|---|---|
| 3137FNWX4 | FHMS K-736 A2 | 4.170 | 99.7032 | 07/25/2026 | 23,477,196.82 | 23,444,136.26 | 23,407,524.01 | 22,947,125.85 | 460,398.16 |
| **---** | **---** | **4.179** | **98.4265** | **04/18/2029** | **1,999,196,556.97** | **1,986,375,189.37** | **1,967,646,961.18** | **1,974,098,875.30** | **(6,451,914.12)** |

**Agency MBS**
**FNMA**

| Cusip | Description | Yield | Market Price | Final Maturity | Par Value | Book Value | Market Value | Principal | Net Unrealized Gain/Loss |
|---|---|---|---|---|---|---|---|---|---|
| 3140Q2MR6 | FN BZ6667 | 4.123 | 98.0234 | 04/01/2031 | 14,714,000.00 | 14,615,028.16 | 14,423,170.14 | 14,612,841.25 | (189,671.11) |
| 3140Q2ML9 | FN BZ6662 | 4.129 | 96.2044 | 04/01/2031 | 25,000,000.00 | 24,391,490.95 | 24,051,108.50 | 24,375,976.56 | (324,868.06) |
| 3140Q2N20 | FN BZ6708 | 4.189 | 97.2608 | 04/01/2031 | 12,025,000.00 | 11,791,231.70 | 11,695,607.83 | 11,787,788.09 | (92,180.26) |
| 3140Q2VN5 | FN BZ6920 | 4.155 | 97.6885 | 04/01/2031 | 23,573,000.00 | 23,304,393.99 | 23,028,112.93 | 23,300,437.19 | (272,324.26) |
| 3140Q2F29 | FN BZ6484 | 4.200 | 97.4396 | 03/01/2031 | 18,633,000.00 | 18,291,211.90 | 18,155,915.64 | 18,277,808.44 | (121,892.80) |
| 3140Q2GJ1 | FN BZ6500 | 4.181 | 98.8355 | 03/01/2031 | 1,897,000.00 | 1,889,741.77 | 1,874,910.06 | 1,889,515.74 | (14,605.68) |
| 3140Q2JZ2 | FN BZ6579 | 4.180 | 99.2584 | 03/01/2031 | 3,380,000.00 | 3,380,000.00 | 3,354,935.47 | 3,380,000.00 | (25,064.53) |
| 3140Q04W9 | FN BZ5336 | 3.943 | 98.0154 | 12/01/2030 | 23,400,000.00 | 23,372,707.93 | 22,935,598.45 | 23,369,835.95 | (434,237.50) |
| 3140Q1CP3 | FN BZ5477 | 4.055 | 98.1018 | 11/01/2030 | 8,909,000.00 | 8,863,592.50 | 8,739,889.27 | 8,858,190.86 | (118,301.59) |
| 3140Q1CN8 | FN BZ5476 | 4.055 | 98.1018 | 11/01/2030 | 13,860,000.00 | 13,789,358.18 | 13,596,909.34 | 13,780,954.69 | (184,045.35) |
| 3140Q1GR5 | FN BZ5607 | 3.972 | 97.7158 | 11/01/2030 | 38,220,000.00 | 38,005,927.68 | 37,346,961.56 | 37,981,125.00 | (634,163.44) |
| 3140Q1D72 | FN BZ5525 | 3.987 | 97.7944 | 11/01/2030 | 24,750,000.00 | 24,620,904.44 | 24,204,115.24 | 24,605,947.27 | (401,832.03) |
| 3140Q06B3 | FN BZ5365 | 3.953 | 98.2643 | 11/01/2030 | 34,527,000.00 | 34,453,665.26 | 33,927,730.05 | 34,446,077.34 | (518,347.29) |
| 3140Q1C40 | FN BZ5490 | 3.955 | 97.9799 | 11/01/2030 | 25,000,000.00 | 24,929,517.19 | 24,494,972.75 | 24,921,875.00 | (426,902.25) |
| 3140Q1JH4 | FN BZ5663 | 4.094 | 97.6142 | 11/01/2030 | 28,849,000.00 | 28,517,930.37 | 28,160,710.17 | 28,483,879.84 | (323,169.67) |
| 3140Q0U42 | FN BZ5102 | 4.031 | 97.9989 | 10/01/2030 | 47,851,000.00 | 47,550,536.59 | 46,893,459.38 | 47,507,070.94 | (613,611.56) |
| 3140Q03R1 | FN BZ5307 | 3.870 | 97.9789 | 10/01/2030 | 25,000,000.00 | 24,939,848.31 | 24,494,736.50 | 24,931,640.63 | (436,904.13) |
| 3140Q0UZ3 | FN BZ5099 | 3.848 | 98.1387 | 10/01/2030 | 32,630,000.00 | 32,630,000.00 | 32,022,649.65 | 32,630,000.00 | (607,350.35) |
| 3140Q0XF4 | FN BZ5177 | 3.987 | 98.6977 | 10/01/2030 | 6,580,000.00 | 6,580,000.00 | 6,494,310.31 | 6,580,000.00 | (85,689.70) |
| 3140Q0L91 | FN BZ4851 | 3.978 | 98.4785 | 09/01/2030 | 25,000,000.00 | 25,000,000.00 | 24,619,628.75 | 25,000,000.00 | (380,371.25) |
| 3140Q0MF6 | FN BZ4857 | 3.996 | 98.5374 | 09/01/2030 | 10,526,000.00 | 10,524,587.28 | 10,372,045.36 | 10,524,355.31 | (152,309.95) |
| 3140Q0P30 | FN BZ4941 | 3.972 | 98.4981 | 09/01/2030 | 7,485,000.00 | 7,471,652.39 | 7,372,585.70 | 7,469,503.71 | (96,918.01) |
| 3140Q0FN7 | FN BZ4672 | 3.975 | 98.6944 | 09/01/2030 | 32,175,000.00 | 32,175,000.00 | 31,754,916.77 | 32,175,000.00 | (420,083.24) |
| 3140Q0FZ0 | FN BZ4683 | 4.107 | 98.9546 | 09/01/2030 | 13,509,000.00 | 13,503,980.70 | 13,367,779.21 | 13,503,195.32 | (135,416.11) |
| 3140Q0HM7 | FN BZ4735 | 4.062 | 98.8121 | 09/01/2030 | 16,530,000.00 | 16,529,430.89 | 16,333,644.10 | 16,529,354.30 | (195,710.20) |
| 3140Q0SN3 | FN BZ5024 | 4.052 | 98.7729 | 09/01/2030 | 6,050,000.00 | 6,050,000.00 | 5,975,759.00 | 6,050,000.00 | (74,241.00) |
| 3140Q0CZ3 | FN BZ4587 | 4.250 | 99.4967 | 08/01/2030 | 9,750,000.00 | 9,722,321.01 | 9,700,932.25 | 9,716,865.23 | (15,932.98) |
| 3140Q0AY8 | FN BZ4522 | 4.192 | 99.1499 | 08/01/2030 | 20,933,850.00 | 20,895,968.40 | 20,755,888.41 | 20,888,874.93 | (132,986.52) |
| 3140NYUL3 | FN BZ4186 | 4.200 | 99.2733 | 08/01/2030 | 10,601,000.00 | 10,594,024.21 | 10,523,967.09 | 10,592,717.97 | (68,750.88) |
| 3140NY4W8 | FN BZ4436 | 3.922 | 98.5140 | 08/01/2030 | 8,283,000.00 | 8,283,000.00 | 8,159,913.46 | 8,283,000.00 | (123,086.54) |
| 3140NYN64 | FN BZ4012 | 4.074 | 98.6763 | 07/01/2030 | 8,345,000.00 | 8,309,158.60 | 8,234,539.40 | 8,301,971.09 | (67,431.69) |
| 3140NY3N9 | FN BZ4404 | 4.069 | 98.9990 | 07/01/2030 | 7,048,000.00 | 7,041,942.82 | 6,977,446.00 | 7,040,841.88 | (63,395.88) |
| 3140NYN49 | FN BZ4010 | 4.104 | 98.6763 | 07/01/2030 | 12,805,000.00 | 12,761,585.06 | 12,635,503.54 | 12,754,480.27 | (118,976.73) |
| 3140NYNY3 | FN BZ4006 | 4.104 | 98.6763 | 07/01/2030 | 18,760,000.00 | 18,696,394.83 | 18,511,678.76 | 18,685,985.94 | (174,307.18) |
| 3140NYMU2 | FN BZ3970 | 4.106 | 98.9618 | 05/01/2030 | 18,485,000.00 | 18,428,470.77 | 18,293,092.43 | 18,417,125.39 | (124,032.96) |
| 3140NYKT7 | FN BZ3905 | 4.067 | 98.9760 | 05/01/2030 | 10,000,000.00 | 9,983,082.78 | 9,897,601.50 | 9,979,687.50 | (82,086.00) |
| 3140NXY72 | FN BZ3433 | 4.213 | 99.4599 | 04/01/2030 | 12,855,000.00 | 12,855,000.00 | 12,785,575.16 | 12,855,000.00 | (69,424.84) |
| 3140NX7M9 | FN BZ3599 | 4.344 | 99.3464 | 04/01/2030 | 35,880,000.00 | 35,596,428.07 | 35,645,489.04 | 35,514,192.21 | 131,296.83 |
| 3140NXWN9 | FN BZ3352 | 4.382 | 100.2004 | 03/01/2030 | 41,362,000.00 | 41,318,966.96 | 41,444,896.48 | 41,305,450.37 | 139,446.11 |
| 3140HXL65 | FN BL5748 | 3.918 | 93.9926 | 02/01/2030 | 12,752,630.55 | 12,218,720.11 | 11,986,528.64 | 12,119,980.52 | (133,451.88) |
| 3140NWVP7 | FN BZ2421 | 1.440 | 100.3105 | 12/01/2029 | 31,354,000.00 | 31,354,000.00 | 31,451,368.91 | 31,354,000.00 | 97,368.91 |
| 3140NWVP7 | FN BZ2421 | 4.498 | 100.3105 | 12/01/2029 | 20,000,000.00 | 19,921,478.11 | 20,062,109.40 | 19,889,062.50 | 173,046.90 |
| 3140NW2N4 | FN BZ2580 | 4.589 | 100.3434 | 12/01/2029 | 30,144,000.00 | 29,950,320.83 | 30,247,522.94 | 29,870,820.00 | 376,702.94 |
| 3140NWPY5 | FN BZ2238 | 4.376 | 100.0896 | 11/01/2029 | 9,870,000.00 | 9,850,597.96 | 9,878,842.73 | 9,842,240.63 | 36,602.10 |
| 3140NWHV0 | FN BZ2043 | 4.334 | 98.2026 | 11/01/2029 | 20,000,000.00 | 19,660,890.05 | 19,640,520.60 | 19,566,406.25 | 74,114.35 |
| 3140LHHC7 | FN BS6526 | 3.976 | 97.3642 | 10/01/2029 | 25,000,000.00 | 24,635,745.61 | 24,341,057.50 | 24,573,242.19 | (232,184.69) |
| 3140NWG41 | FN BZ2018 | 3.891 | 98.2312 | 10/01/2029 | 57,415,000.00 | 57,090,516.53 | 56,399,452.09 | 57,029,242.97 | (629,790.88) |
| 3140NWG90 | FN BZ2023 | 4.497 | 98.9541 | 10/01/2029 | 15,000,000.00 | 14,755,198.59 | 14,843,118.00 | 14,640,234.38 | 202,883.62 |
| 3140NWEX9 | FN BZ1949 | 4.468 | 98.9938 | 10/01/2029 | 3,444,000.00 | 3,399,675.94 | 3,409,346.44 | 3,380,097.66 | 29,248.78 |
| 3140NWKR5 | FN BZ2103 | 4.517 | 99.2999 | 10/01/2029 | 15,000,000.00 | 14,792,179.42 | 14,894,978.55 | 14,711,132.81 | 183,845.74 |
| 3140HVB60 | FN BL3660 | 4.458 | 95.3155 | 08/01/2029 | 24,142,225.50 | 22,988,367.95 | 23,011,293.33 | 22,321,184.97 | 690,108.36 |
| 3140HUNU6 | FN BL3102 | 4.474 | 95.0581 | 08/01/2029 | 21,464,033.75 | 20,394,940.50 | 20,403,309.11 | 19,771,225.78 | 632,083.33 |
| 3140HUNU6 | FN BL3102 | 4.139 | 95.0581 | 08/01/2029 | 4,680,017.92 | 4,485,769.57 | 4,448,737.52 | 4,375,633.94 | 73,103.58 |
| 3140HUNU6 | FN BL3102 | 4.396 | 95.0581 | 08/01/2029 | 23,868,005.53 | 22,722,381.48 | 22,688,479.73 | 22,063,919.95 | 624,559.77 |
| 3140LGYA4 | FN BS6104 | 3.874 | 98.4847 | 08/01/2029 | 21,190,000.00 | 21,156,726.83 | 20,868,908.35 | 21,151,924.22 | (283,015.87) |
| 3138L5YU8 | FN AM5222 | 4.323 | 99.5522 | 07/01/2029 | 27,766,545.22 | 27,766,545.23 | 27,642,211.08 | 27,766,545.23 | (124,334.15) |
| 3140NVFJ1 | FN BZ1068 | 4.555 | 100.8306 | 06/01/2029 | 10,000,000.00 | 10,000,000.00 | 10,083,063.80 | 10,000,000.00 | 83,063.80 |
| 3140NVFJ1 | FN BZ1068 | 4.555 | 100.8306 | 06/01/2029 | 15,000,000.00 | 15,000,000.00 | 15,124,595.70 | 15,000,000.00 | 124,595.70 |
| 3140NVE37 | FN BZ1053 | 4.596 | 100.9384 | 06/01/2029 | 15,770,000.00 | 15,770,000.00 | 15,917,980.48 | 15,770,000.00 | 147,980.48 |
| 3140NU4W6 | FN BZ0836 | 4.606 | 100.9381 | 05/01/2029 | 16,365,000.00 | 16,365,000.00 | 16,518,527.76 | 16,365,000.00 | 153,527.76 |
| 3140NU6F1 | FN BZ0869 | 4.623 | 100.9322 | 04/01/2029 | 32,230,000.00 | 32,206,796.01 | 32,530,455.47 | 32,189,712.50 | 340,742.97 |
| 3140NUPT0 | FN BZ0433 | 4.580 | 99.8738 | 03/01/2029 | 25,000,000.00 | 24,782,962.09 | 24,968,456.75 | 24,609,375.00 | 359,081.75 |
| 3140NUPT0 | FN BZ0433 | 4.612 | 99.8738 | 03/01/2029 | 25,681,000.00 | 25,431,179.57 | 25,648,597.51 | 25,236,598.32 | 411,999.19 |
| 3140NURK7 | FN BZ0489 | 4.552 | 100.7751 | 02/01/2029 | 25,000,000.00 | 25,000,000.00 | 25,193,778.00 | 25,000,000.00 | 193,778.00 |

| | | | | | | | | | |
|---|---|---|---|---|---|---|---|---|---|
| 3140NURK7 | FN BZ0489 | 4.636 | 100.7751 | 02/01/2029 | 16,000,000.00 | 15,966,792.90 | 16,124,017.92 | 15,942,500.00 | 181,517.92 |
| 3140NUNR6 | FN BZ0399 | 4.670 | 100.8135 | 02/01/2029 | 14,951,532.75 | 14,917,444.75 | 15,073,168.70 | 14,888,455.97 | 184,712.73 |
| 3140HSM24 | FN BL1276 | 4.081 | 98.7035 | 01/01/2029 | 7,850,000.00 | 7,788,796.19 | 7,748,224.20 | 7,785,298.83 | (37,074.63) |
| 3140LLKK6 | FN BS9297 | 5.110 | 100.3425 | 10/01/2028 | 21,050,000.00 | 20,744,642.35 | 21,122,096.67 | 20,402,054.69 | 720,041.98 |
| 3140LLZT1 | FN BS9753 | 5.092 | 101.7839 | 10/01/2028 | 20,000,000.00 | 19,974,796.65 | 20,356,784.40 | 19,946,875.00 | 409,909.40 |
| 3136B3XY1 | FNA 2019-M1 A2 | 4.441 | 98.4625 | 09/25/2028 | 10,539,585.15 | 10,414,811.01 | 10,377,538.40 | 10,354,319.05 | 23,219.35 |
| 3140LLB83 | FN BS9062 | 5.049 | 100.4446 | 09/01/2028 | 20,000,000.00 | 19,762,022.71 | 20,088,912.40 | 19,481,250.00 | 607,662.40 |
| 3140LLMH1 | FN BS9359 | 5.051 | 101.1453 | 08/01/2028 | 15,874,000.00 | 15,796,034.11 | 16,055,811.43 | 15,699,758.05 | 356,053.38 |
| 3136BQDE6 | FNA 2023-M6 A2 | 4.724 | 99.5749 | 07/25/2028 | 22,908,960.50 | 22,692,463.23 | 22,811,573.59 | 22,435,568.31 | 376,005.28 |
| 3140LKKW2 | FN BS8408 | 4.658 | 100.3082 | 06/01/2028 | 12,003,000.00 | 11,944,628.15 | 12,039,993.01 | 11,878,750.20 | 161,242.81 |
| 3140LKYQ0 | FN BS8818 | 4.526 | 99.2640 | 06/01/2028 | 25,000,000.00 | 24,741,565.02 | 24,816,010.50 | 24,363,281.25 | 452,729.25 |
| 3140LKU84 | FN BS8706 | 4.510 | 99.5884 | 06/01/2028 | 25,000,000.00 | 24,787,273.95 | 24,897,104.50 | 24,478,515.63 | 418,588.87 |
| 3140LKJP9 | FN BS8369 | 4.649 | 99.7532 | 05/01/2028 | 16,850,000.00 | 16,765,598.04 | 16,808,408.47 | 16,657,804.69 | 150,603.78 |
| 3140LKJM6 | FN BS8367 | 4.651 | 99.8989 | 05/01/2028 | 14,563,000.00 | 14,444,839.22 | 14,548,273.89 | 14,304,734.30 | 243,539.59 |
| 3140LKJC8 | FN BS8358 | 4.074 | 99.7139 | 04/01/2028 | 24,459,000.00 | 24,459,000.00 | 24,389,013.75 | 24,459,000.00 | (69,986.25) |
| 3140LBU27 | FN BS1500 | 4.591 | 94.6059 | 03/01/2028 | 29,612,500.00 | 27,958,277.05 | 28,015,186.35 | 26,109,896.48 | 1,905,289.87 |
| 3140LBU27 | FN BS1500 | 3.741 | 94.6059 | 03/01/2028 | 20,000,000.00 | 19,135,922.08 | 18,921,189.60 | 18,286,718.75 | 634,470.85 |
| 3140LBP64 | FN BS1344 | 4.165 | 94.5993 | 03/01/2028 | 19,930,578.00 | 18,951,430.01 | 18,854,195.64 | 17,955,426.58 | 898,769.07 |
| 3140LHSB7 | FN BS6813 | 4.363 | 99.8502 | 02/01/2028 | 19,478,000.00 | 19,471,825.40 | 19,448,830.33 | 19,459,739.38 | (10,909.05) |
| 3140LJS23 | FN BS7736 | 4.416 | 99.8002 | 02/01/2028 | 20,000,000.00 | 19,908,872.99 | 19,960,042.80 | 19,731,250.00 | 228,792.80 |
| 3140LJS23 | FN BS7736 | 4.071 | 99.8002 | 02/01/2028 | 15,000,000.00 | 15,000,000.00 | 14,970,032.10 | 15,000,000.00 | (29,967.90) |
| 3140LJS23 | FN BS7736 | 4.078 | 99.8002 | 02/01/2028 | 10,000,000.00 | 10,000,000.00 | 9,980,021.40 | 10,000,000.00 | (19,978.60) |
| 3140LHVX5 | FN BS6929 | 4.280 | 99.9605 | 11/01/2027 | 31,100,000.00 | 31,070,267.05 | 31,087,715.50 | 30,996,738.28 | 90,977.22 |
| 3136BML55 | FNA 2022-M11 A2 | 4.554 | 98.2971 | 10/25/2027 | 20,486,174.40 | 20,218,236.67 | 20,137,312.06 | 19,518,407.52 | 618,904.54 |
| 3138LKZ34 | FN AN7061 | 6.197 | 97.8085 | 10/01/2027 | 12,800,000.00 | 12,515,824.64 | 12,519,491.97 | 12,028,000.00 | 491,491.97 |
| 3136AY6X6 | FNA 2017-M15 A2 | 4.609 | 98.7899 | 09/25/2027 | 12,715,658.89 | 12,566,016.08 | 12,561,789.50 | 12,201,568.71 | 360,220.79 |
| 3138LHUZ5 | FN AN5099 | 3.076 | 99.0293 | 04/01/2027 | 22,815,813.50 | 22,811,992.99 | 22,594,346.79 | 22,794,423.66 | (200,076.87) |
| 3138LHDY7 | FN AN4618 | 3.829 | 98.9515 | 04/01/2027 | 9,803,720.96 | 9,739,043.64 | 9,700,927.97 | 9,704,151.92 | (3,223.96) |
| 3140HXKT6 | FN BL5705 | 3.988 | 98.4011 | 03/01/2027 | 19,090,534.52 | 18,821,423.72 | 18,785,297.49 | 18,775,093.29 | 10,204.20 |
| 3138LG4R4 | FN AN4431 | 3.647 | 99.3326 | 01/01/2027 | 42,620,000.00 | 42,453,677.01 | 42,335,543.89 | 42,315,333.59 | 20,210.30 |
| 3138LGMP8 | FN AN3965 | 3.805 | 99.1835 | 01/01/2027 | 15,047,774.51 | 14,971,568.40 | 14,924,914.55 | 14,913,167.46 | 11,747.09 |
| 3140HV2G8 | FN BL4374 | 4.291 | 99.0762 | 10/01/2026 | 21,300,000.00 | 21,135,113.18 | 21,103,222.72 | 19,947,117.19 | 1,156,105.53 |
| 3136AS4R4 | FNA 2016-M7 A2 | 4.574 | 99.7283 | 09/25/2026 | 7,999,924.02 | 7,970,728.28 | 7,978,185.19 | 7,827,605.66 | 150,579.53 |
| 3138LEVL2 | FN AN2418 | 5.290 | 99.3224 | 09/01/2026 | 15,000,000.00 | 14,907,761.27 | 14,898,365.40 | 14,354,328.92 | 544,036.48 |
| 3138LETC5 | FN AN2346 | 4.438 | 99.5011 | 08/01/2026 | 8,046,581.40 | 8,023,965.49 | 8,006,433.22 | 7,868,990.87 | 137,442.35 |
| 3138LENE7 | FN AN2188 | 3.543 | 99.6220 | 07/01/2026 | 9,450,576.10 | 9,446,916.69 | 9,414,848.39 | 9,268,947.84 | 145,900.55 |
| 3138LECC3 | FEDERAL NATIONAL MORTGAGE ASSOCIATION | 3.902 | 99.6151 | 07/01/2026 | 4,000,000.00 | 3,994,297.68 | 3,984,603.48 | 3,963,125.00 | 21,478.48 |
| 3138LD5W9 | FN AN1760 | 4.176 | 99.7326 | 06/01/2026 | 15,000,000.00 | 15,000,000.00 | 14,959,896.90 | 14,582,812.50 | 377,084.40 |
| **---** | **---** | **4.214** | **98.7842** | **06/11/2029** | **1,931,664,223.17** | **1,914,631,942.67** | **1,907,861,251.08** | **1,900,587,155.60** | **7,274,095.48** |

**Agency MBS**

| Cusip | Description | Yield | Market Price | Final Maturity | Par Value | Book Value | Market Value | Principal | Net Unrealized Gain/Loss |
|---|---|---|---|---|---|---|---|---|---|
| **---** | **---** | **4.196** | **98.6021** | **05/15/2029** | **3,930,860,780.14** | **3,901,007,132.04** | **3,875,508,212.26** | **3,874,686,030.90** | **822,181.37** |

**CD**

**CD**

| Cusip | Description | Yield | Market Price | Final Maturity | Par Value | Book Value | Market Value | Principal | Net Unrealized Gain/Loss |
|---|---|---|---|---|---|---|---|---|---|
| PPGYBN2W3RC | Altura Credit Union | 4.020 | 100.0000 | 09/04/2026 | 25,000,000.00 | 25,000,000.00 | 25,000,000.00 | 25,000,000.00 | 0.00 |
| 95001KUF9 | Wells Fargo Bank, National Association | 3.800 | 100.0000 | 08/31/2026 | 50,000,000.00 | 50,000,000.00 | 50,000,000.00 | 50,000,000.00 | 0.00 |
| 95001KUF9 | Wells Fargo Bank, National Association | 3.800 | 100.0000 | 08/31/2026 | 50,000,000.00 | 50,000,000.00 | 50,000,000.00 | 50,000,000.00 | 0.00 |
| 95001KUF9 | Wells Fargo Bank, National Association | 3.800 | 100.0000 | 08/31/2026 | 50,000,000.00 | 50,000,000.00 | 50,000,000.00 | 50,000,000.00 | 0.00 |
| 95001KUF9 | Wells Fargo Bank, National Association | 3.800 | 100.0000 | 08/31/2026 | 50,000,000.00 | 50,000,000.00 | 50,000,000.00 | 50,000,000.00 | 0.00 |
| 95001KUJ1 | Wells Fargo Bank, National Association | 3.800 | 100.0000 | 08/31/2026 | 50,000,000.00 | 50,000,000.00 | 50,000,000.00 | 50,000,000.00 | 0.00 |
| 95001KUJ1 | Wells Fargo Bank, National Association | 3.800 | 100.0000 | 08/31/2026 | 50,000,000.00 | 50,000,000.00 | 50,000,000.00 | 50,000,000.00 | 0.00 |
| 86959TTW6 | Svenska Handelsbanken AB (publ) | 3.720 | 100.0000 | 08/05/2026 | 50,000,000.00 | 50,000,000.00 | 50,000,000.00 | 50,000,000.00 | 0.00 |
| 78015JZG5 | Royal Bank of Canada New York Branch | 3.720 | 100.0000 | 07/22/2026 | 50,000,000.00 | 50,000,000.00 | 50,000,000.00 | 50,000,000.00 | 0.00 |
| 78015JYL5 | Royal Bank of Canada New York Branch | 3.690 | 100.0000 | 06/24/2026 | 50,000,000.00 | 50,000,000.00 | 50,000,000.00 | 50,000,000.00 | 0.00 |
| 89115DSR8 | Toronto-Dominion Bank - New York Branch | 3.750 | 100.0000 | 06/24/2026 | 50,000,000.00 | 50,000,000.00 | 50,000,000.00 | 50,000,000.00 | 0.00 |
| 21684X6A9 | Coöperatieve Rabobank U.A., New York Branch | 3.800 | 100.0000 | 06/12/2026 | 50,000,000.00 | 50,000,000.00 | 50,000,000.00 | 50,000,000.00 | 0.00 |
| 89115DRV0 | Toronto-Dominion Bank - New York Branch | 3.750 | 100.0000 | 06/10/2026 | 50,000,000.00 | 50,000,000.00 | 50,000,000.00 | 50,000,000.00 | 0.00 |
| 89115DTH9 | Toronto-Dominion Bank - New York Branch | 3.750 | 100.0000 | 06/10/2026 | 50,000,000.00 | 50,000,000.00 | 50,000,000.00 | 50,000,000.00 | 0.00 |
| 89115DH90 | Toronto-Dominion Bank - New York Branch | 3.880 | 100.0000 | 06/03/2026 | 50,000,000.00 | 50,000,000.00 | 50,000,000.00 | 50,000,000.00 | 0.00 |
| 89115DH90 | Toronto-Dominion Bank - New York Branch | 3.880 | 100.0000 | 06/03/2026 | 10,000,000.00 | 10,000,000.00 | 10,000,000.00 | 10,000,000.00 | 0.00 |
| 78015JUQ8 | Royal Bank of Canada New York Branch | 3.850 | 100.0000 | 06/03/2026 | 40,000,000.00 | 40,000,000.00 | 40,000,000.00 | 40,000,000.00 | 0.00 |
| 78015JUQ8 | Royal Bank of Canada New York Branch | 3.850 | 100.0000 | 06/03/2026 | 50,000,000.00 | 50,000,000.00 | 50,000,000.00 | 50,000,000.00 | 0.00 |
| 21684X5Q5 | Coöperatieve Rabobank U.A., New York Branch | 3.850 | 100.0000 | 06/02/2026 | 50,000,000.00 | 50,000,000.00 | 50,000,000.00 | 50,000,000.00 | 0.00 |
| 21684X5Q5 | Coöperatieve Rabobank U.A., New York Branch | 3.850 | 100.0000 | 06/02/2026 | 25,000,000.00 | 25,000,000.00 | 25,000,000.00 | 25,000,000.00 | 0.00 |
| 21684X5Q5 | Coöperatieve Rabobank U.A., New York Branch | 3.850 | 100.0000 | 06/02/2026 | 50,000,000.00 | 50,000,000.00 | 50,000,000.00 | 50,000,000.00 | 0.00 |

| | | | | | | | | | | |
|---|---|---|---|---|---|---|---|---|---|---|
| **---** | | **---** | **3.800** | **100.0000** | **07/13/2026** | **950,000,000.00** | **950,000,000.00** | **950,000,000.00** | **950,000,000.00** | **0.00** |

**CD**

| Cusip | Description | Yield | Market Price | Final Maturity | Par Value | Book Value | Market Value | Principal | Net Unrealized Gain/Loss |
|---|---|---|---|---|---|---|---|---|---|
| **---** | **---** | **3.800** | **100.0000** | **07/13/2026** | **950,000,000.00** | **950,000,000.00** | **950,000,000.00** | **950,000,000.00** | **0.00** |

**CP**

**CP**

| Cusip | Description | Yield | Market Price | Final Maturity | Par Value | Book Value | Market Value | Principal | Net Unrealized Gain/Loss |
|---|---|---|---|---|---|---|---|---|---|
| 7426M5KW3 | Private Export Funding Corporation | 3.648 | 98.5194 | 10/30/2026 | 25,000,000.00 | 24,629,840.28 | 24,629,840.28 | 24,193,493.06 | 436,347.22 |
| 7426M5KU7 | Private Export Funding Corporation | 3.798 | 98.4645 | 10/28/2026 | 40,000,000.00 | 39,385,788.89 | 39,385,788.89 | 39,076,622.22 | 309,166.67 |
| 7426M5KE3 | Private Export Funding Corporation | 3.574 | 98.6988 | 10/14/2026 | 25,000,000.00 | 24,674,687.50 | 24,674,687.50 | 24,272,263.89 | 402,423.61 |
| 7426M3JW0 | Private Export Funding Corporation | 3.591 | 98.8236 | 09/30/2026 | 50,000,000.00 | 49,411,805.56 | 49,411,805.56 | 48,736,111.11 | 675,694.45 |
| 7426M3JE0 | Private Export Funding Corporation | 3.780 | 98.9179 | 09/14/2026 | 25,000,000.00 | 24,729,479.17 | 24,729,479.17 | 24,536,250.00 | 193,229.17 |
| 46656HLK6 | J.P. Morgan Securities LLC | 3.880 | 100.0000 | 09/04/2026 | 50,000,000.00 | 50,000,000.00 | 50,000,000.00 | 50,000,000.00 | 0.00 |
| 46656HLK6 | J.P. Morgan Securities LLC | 3.880 | 100.0000 | 09/04/2026 | 50,000,000.00 | 50,000,000.00 | 50,000,000.00 | 50,000,000.00 | 0.00 |
| 7426M3GX1 | Private Export Funding Corporation | 3.791 | 99.3850 | 07/31/2026 | 50,000,000.00 | 49,692,500.00 | 49,692,500.00 | 48,667,500.00 | 1,025,000.00 |
| 7426M3GV5 | Private Export Funding Corporation | 3.787 | 99.4055 | 07/29/2026 | 30,000,000.00 | 29,821,650.00 | 29,821,650.00 | 29,228,175.00 | 593,475.00 |
| 47816GGV5 | Johnson & Johnson | 3.677 | 99.4168 | 07/29/2026 | 50,000,000.00 | 49,708,388.89 | 49,708,388.89 | 49,220,694.44 | 487,694.45 |
| 7426M3GN3 | Private Export Funding Corporation | 3.693 | 99.4886 | 07/22/2026 | 25,000,000.00 | 24,872,145.83 | 24,872,145.83 | 24,438,444.44 | 433,701.39 |
| 47816GGD5 | Johnson & Johnson | 3.671 | 99.5777 | 07/13/2026 | 25,000,000.00 | 24,894,416.67 | 24,894,416.67 | 24,653,083.33 | 241,333.34 |
| 47816GGD5 | Johnson & Johnson | 3.671 | 99.5777 | 07/13/2026 | 50,000,000.00 | 49,788,833.33 | 49,788,833.33 | 49,306,166.67 | 482,666.66 |
| 7426M3G86 | Private Export Funding Corporation | 3.591 | 99.6382 | 07/08/2026 | 50,000,000.00 | 49,819,111.11 | 49,819,111.11 | 49,007,555.56 | 811,555.55 |
| 47816GG86 | Johnson & Johnson | 3.699 | 99.6249 | 07/08/2026 | 50,000,000.00 | 49,812,430.56 | 49,812,430.56 | 49,335,902.78 | 476,527.78 |
| 71344UG86 | PepsiCo, Inc. | 3.715 | 99.6228 | 07/08/2026 | 50,000,000.00 | 49,811,402.78 | 49,811,402.78 | 49,393,430.56 | 417,972.22 |
| 47816GG29 | Johnson & Johnson | 3.697 | 99.6857 | 07/02/2026 | 50,000,000.00 | 49,842,847.22 | 49,842,847.22 | 49,366,319.44 | 476,527.78 |
| 71344UFW4 | PepsiCo, Inc. | 3.722 | 99.7036 | 06/30/2026 | 50,000,000.00 | 49,851,777.78 | 49,851,777.78 | 49,432,666.67 | 419,111.11 |
| 71344UFW4 | PepsiCo, Inc. | 3.720 | 99.7036 | 06/30/2026 | 50,000,000.00 | 49,851,777.78 | 49,851,777.78 | 49,458,222.22 | 393,555.56 |
| 71344UFW4 | PepsiCo, Inc. | 3.720 | 99.7036 | 06/30/2026 | 11,000,000.00 | 10,967,391.11 | 10,967,391.11 | 10,880,808.89 | 86,582.22 |
| 78015DFV7 | Royal Bank of Canada New York Branch | 3.726 | 99.7153 | 06/29/2026 | 50,000,000.00 | 49,857,666.67 | 49,857,666.67 | 49,120,583.33 | 737,083.34 |
| 47816GFV6 | Johnson & Johnson | 3.707 | 99.7153 | 06/29/2026 | 50,000,000.00 | 49,857,666.67 | 49,857,666.67 | 49,364,583.33 | 493,083.34 |
| 77119MFS1 | Roche Holdings, Inc. | 3.693 | 99.7465 | 06/26/2026 | 50,000,000.00 | 49,873,263.89 | 49,873,263.89 | 49,422,083.33 | 451,180.56 |
| 47816GFN4 | Johnson & Johnson | 3.704 | 99.7865 | 06/22/2026 | 50,000,000.00 | 49,893,250.00 | 49,893,250.00 | 49,405,250.00 | 488,000.00 |
| 47816GFN4 | Johnson & Johnson | 3.704 | 99.7865 | 06/22/2026 | 23,000,000.00 | 22,950,895.00 | 22,950,895.00 | 22,726,415.00 | 224,480.00 |
| 47816GFN4 | Johnson & Johnson | 3.704 | 99.7865 | 06/22/2026 | 50,000,000.00 | 49,893,250.00 | 49,893,250.00 | 49,405,250.00 | 488,000.00 |
| 74271UF96 | The Procter & Gamble Company | 3.727 | 99.9180 | 06/09/2026 | 50,000,000.00 | 49,959,000.00 | 49,959,000.00 | 49,502,875.00 | 456,125.00 |
| 74271UF96 | The Procter & Gamble Company | 3.727 | 99.9180 | 06/09/2026 | 50,000,000.00 | 49,959,000.00 | 49,959,000.00 | 49,502,875.00 | 456,125.00 |
| 78015DF88 | Royal Bank of Canada New York Branch | 3.863 | 99.9263 | 06/08/2026 | 50,000,000.00 | 49,963,152.78 | 49,963,152.78 | 49,052,500.00 | 910,652.78 |
| 78015DF88 | Royal Bank of Canada New York Branch | 3.863 | 99.9263 | 06/08/2026 | 50,000,000.00 | 49,963,152.78 | 49,963,152.78 | 49,052,500.00 | 910,652.78 |
| 78015DF88 | Royal Bank of Canada New York Branch | 3.863 | 99.9263 | 06/08/2026 | 50,000,000.00 | 49,963,152.78 | 49,963,152.78 | 49,052,500.00 | 910,652.78 |
| 63763QF10 | National Securities Clearing Corporation | 3.673 | 100.0000 | 06/01/2026 | 50,000,000.00 | 50,000,000.00 | 50,000,000.00 | 49,415,166.67 | 584,833.33 |
| **---** | **---** | **3.731** | **99.6171** | **07/16/2026** | **1,379,000,000.00** | **1,373,699,725.00** | **1,373,699,725.00** | **1,358,226,291.94** | **15,473,433.06** |

**CP**

| Cusip | Description | Yield | Market Price | Final Maturity | Par Value | Book Value | Market Value | Principal | Net Unrealized Gain/Loss |
|---|---|---|---|---|---|---|---|---|---|
| **---** | **---** | **3.731** | **99.6171** | **07/16/2026** | **1,379,000,000.00** | **1,373,699,725.00** | **1,373,699,725.00** | **1,358,226,291.94** | **15,473,433.06** |

**Corporate**

**CORP**

| Cusip | Description | Yield | Market Price | Final Maturity | Par Value | Book Value | Market Value | Principal | Net Unrealized Gain/Loss |
|---|---|---|---|---|---|---|---|---|---|
| 037833DK3 | APPLE INC | 4.252 | 98.6515 | 11/13/2027 | 11,148,000.00 | 10,959,614.96 | 10,997,669.22 | 10,755,590.40 | 242,078.82 |
| 037833DK3 | APPLE INC | 4.070 | 98.6515 | 11/13/2027 | 8,275,000.00 | 8,154,230.97 | 8,163,411.63 | 8,057,615.75 | 105,795.88 |
| 037833DB3 | APPLE INC | 4.444 | 98.5645 | 09/12/2027 | 4,296,000.00 | 4,217,448.32 | 4,234,330.92 | 4,104,656.16 | 129,674.76 |
| 037833DB3 | APPLE INC | 3.620 | 98.5645 | 09/12/2027 | 25,000,000.00 | 24,783,053.51 | 24,641,125.00 | 24,497,500.00 | 143,625.00 |
| 037833DB3 | APPLE INC | 3.618 | 98.5645 | 09/12/2027 | 10,000,000.00 | 9,913,402.60 | 9,856,450.00 | 9,800,900.00 | 55,550.00 |
| 037833DB3 | APPLE INC | 4.322 | 98.5645 | 09/12/2027 | 8,635,000.00 | 8,488,196.37 | 8,511,044.58 | 8,308,769.70 | 202,274.88 |
| 931142EX7 | WALMART INC | 4.404 | 99.8275 | 09/09/2027 | 20,000,000.00 | 19,892,755.28 | 19,965,500.00 | 19,738,000.00 | 227,500.00 |
| 931142EX7 | WALMART INC | 4.326 | 99.8275 | 09/09/2027 | 3,770,000.00 | 3,753,226.99 | 3,763,496.75 | 3,729,095.50 | 34,401.25 |
| 594918CQ5 | MICROSOFT CORP | 3.994 | 99.5565 | 06/15/2027 | 6,441,000.00 | 6,403,687.13 | 6,412,434.17 | 6,339,103.38 | 73,330.79 |
| 594918CQ5 | MICROSOFT CORP | 3.718 | 99.5565 | 06/15/2027 | 5,000,000.00 | 4,984,355.45 | 4,977,825.00 | 4,958,350.00 | 19,475.00 |
| 037833CR9 | APPLE INC | 3.677 | 99.2966 | 05/11/2027 | 20,000,000.00 | 19,914,696.57 | 19,859,320.00 | 19,761,200.00 | 98,120.00 |
| 037833CR9 | APPLE INC | 3.647 | 99.2966 | 05/11/2027 | 10,411,000.00 | 10,369,386.65 | 10,337,769.03 | 10,295,958.45 | 41,810.58 |
| 931142CH4 | WALMART INC | 3.581 | 101.6085 | 04/05/2027 | 3,351,000.00 | 3,412,504.76 | 3,404,900.84 | 3,536,712.42 | (131,811.59) |
| 771196BV3 | ROCHE HOLDINGS INC | 4.213 | 98.6350 | 03/10/2027 | 20,000,000.00 | 19,724,266.67 | 19,727,000.00 | 19,084,800.00 | 642,200.00 |

| | | | | | | | | | |
|---|---|---|---|---|---|---|---|---|---|
| 771196BV3 | ROCHE HOLDINGS INC | 4.559 | 98.6350 | 03/10/2027 | 5,000,000.00 | 4,918,988.01 | 4,931,750.00 | 4,726,800.00 | 204,950.00 |
| 771196BV3 | ROCHE HOLDINGS INC | 4.326 | 98.6350 | 03/10/2027 | 25,000,000.00 | 24,635,626.32 | 24,658,750.00 | 23,772,500.00 | 886,250.00 |
| 771196BV3 | ROCHE HOLDINGS INC | 3.870 | 98.6350 | 03/10/2027 | 6,000,000.00 | 5,931,649.33 | 5,918,100.00 | 5,785,980.00 | 132,120.00 |
| 771196BV3 | ROCHE HOLDINGS INC | 4.128 | 98.6350 | 03/10/2027 | 5,710,000.00 | 5,634,706.18 | 5,632,058.50 | 5,461,957.60 | 170,100.90 |
| 06054REL2 | Bank of America, National Association | 3.763 | 99.8942 | 11/23/2026 | 25,000,000.00 | 25,000,000.00 | 24,973,543.50 | 25,000,000.00 | (26,456.50) |
| 06054REK4 | BANK OF AMERICA, NATIONAL ASSOCIATION | 3.780 | 100.0000 | 11/20/2026 | 50,000,000.00 | 50,000,000.00 | 50,000,000.00 | 50,000,000.00 | 0.00 |
| 06054REK4 | BANK OF AMERICA, NATIONAL ASSOCIATION | 3.780 | 100.0000 | 11/20/2026 | 50,000,000.00 | 50,000,000.00 | 50,000,000.00 | 50,000,000.00 | 0.00 |
| 06054RED0 | BANK OF AMERICA, NATIONAL ASSOCIATION | 3.740 | 100.0000 | 11/16/2026 | 50,000,000.00 | 50,000,000.00 | 50,000,000.00 | 50,000,000.00 | 0.00 |
| 06054RE81 | BANK OF AMERICA, NATIONAL ASSOCIATION | 3.730 | 100.0000 | 11/13/2026 | 50,000,000.00 | 50,000,000.00 | 50,000,000.00 | 50,000,000.00 | 0.00 |
| 06054REC2 | BANK OF AMERICA, NATIONAL ASSOCIATION | 3.750 | 100.0000 | 09/30/2026 | 50,000,000.00 | 50,000,000.00 | 50,000,000.00 | 50,000,000.00 | 0.00 |
| 06054RE73 | BANK OF AMERICA, NATIONAL ASSOCIATION | 3.740 | 100.0000 | 09/17/2026 | 50,000,000.00 | 50,000,000.00 | 50,000,000.00 | 50,000,000.00 | 0.00 |
| 594918CG7 | MICROSOFT CORP | 4.560 | 99.8502 | 09/15/2026 | 14,108,000.00 | 14,063,800.88 | 14,086,866.22 | 13,685,606.48 | 401,259.74 |
| 037833DN7 | APPLE INC | 4.211 | 99.5126 | 09/11/2026 | 15,000,000.00 | 14,913,328.18 | 14,926,890.00 | 14,538,600.00 | 388,290.00 |
| 037833DN7 | APPLE INC | 5.003 | 99.5126 | 09/11/2026 | 10,557,000.00 | 10,475,749.49 | 10,505,545.18 | 9,891,064.44 | 614,480.74 |
| 06054REP3 | BANK OF AMERICA, NATIONAL ASSOCIATION | 3.800 | 100.0000 | 08/19/2026 | 50,000,000.00 | 50,000,000.00 | 50,000,000.00 | 50,000,000.00 | 0.00 |
| 06054REQ1 | BANK OF AMERICA, NATIONAL ASSOCIATION | 3.800 | 100.0000 | 08/05/2026 | 50,000,000.00 | 50,000,000.00 | 50,000,000.00 | 50,000,000.00 | 0.00 |
| **---** | **---** | **3.890** | **99.6685** | **12/26/2026** | **662,702,000.00** | **660,544,674.61** | **660,485,780.51** | **655,830,760.28** | **4,655,020.23** |

**Corporate**

| Cusip | Description | Yield | Market Price | Final Maturity | Par Value | Book Value | Market Value | Principal | Net Unrealized Gain/Loss |
|---|---|---|---|---|---|---|---|---|---|
| **---** | **---** | **3.890** | **99.6685** | **12/26/2026** | **662,702,000.00** | **660,544,674.61** | **660,485,780.51** | **655,830,760.28** | **4,655,020.23** |

**MM Fund**
**MMFUND**

| Cusip | Description | Yield | Market Price | Final Maturity | Par Value | Book Value | Market Value | Principal | Net Unrealized Gain/Loss |
|---|---|---|---|---|---|---|---|---|---|
| 949921126 | ALLSPRING:GOVT MM SEL | 3.570 | 1.0000 | 05/31/2026 | 75,000,000.00 | 75,000,000.00 | 75,000,000.00 | 75,000,000.00 | 0.00 |
| 608919718 | FEDERATED HRMS GV O PRMR | 3.550 | 1.0000 | 05/31/2026 | 1,000,000.00 | 1,000,000.00 | 1,000,000.00 | 1,000,000.00 | 0.00 |
| 31607A703 | FIDELITY IMM:GOVT INSTL | 3.560 | 1.0000 | 05/31/2026 | 61,000,000.00 | 61,000,000.00 | 61,000,000.00 | 61,000,000.00 | 0.00 |
| 31607A703 | FIDELITY IMM:GOVT INSTL | 3.560 | 1.0000 | 05/31/2026 | 115,000,000.00 | 115,000,000.00 | 115,000,000.00 | 115,000,000.00 | 0.00 |
| 31607A703 | FIDELITY IMM:GOVT INSTL | 3.560 | 1.0000 | 05/31/2026 | 250,000,000.00 | 250,000,000.00 | 250,000,000.00 | 250,000,000.00 | 0.00 |
| 857492706 | SS INST INV:US GV MM PRM | 3.570 | 1.0000 | 05/31/2026 | 123,000,000.00 | 123,000,000.00 | 123,000,000.00 | 123,000,000.00 | 0.00 |
| 857492706 | SS INST INV:US GV MM PRM | 3.570 | 1.0000 | 05/31/2026 | 105,000,000.00 | 105,000,000.00 | 105,000,000.00 | 105,000,000.00 | 0.00 |
| 857492706 | SS INST INV:US GV MM PRM | 3.570 | 1.0000 | 05/31/2026 | 130,000,000.00 | 130,000,000.00 | 130,000,000.00 | 130,000,000.00 | 0.00 |
| 857492706 | SS INST INV:US GV MM PRM | 3.570 | 1.0000 | 05/31/2026 | 100,000,000.00 | 100,000,000.00 | 100,000,000.00 | 100,000,000.00 | 0.00 |
| 69347S | PNC BANK DEPOSIT | 3.500 | 1.0000 | 05/31/2026 | 25,000,000.00 | 25,000,000.00 | 25,000,000.00 | 25,000,000.00 | 0.00 |
| 4812CA538 | JPMORGAN:US GVT MM EMPWR | 3.530 | 1.0000 | 05/31/2026 | 1,000,000.00 | 1,000,000.00 | 1,000,000.00 | 1,000,000.00 | 0.00 |
| 26200X100 | BNY DREYFUS INS PGMM INS | 3.590 | 1.0000 | 05/31/2026 | 299,700,000.00 | 299,700,000.00 | 299,700,000.00 | 299,700,000.00 | 0.00 |
| 26200X100 | BNY DREYFUS INS PGMM INS | 3.590 | 1.0000 | 05/31/2026 | 330,000,000.00 | 330,000,000.00 | 330,000,000.00 | 330,000,000.00 | 0.00 |
| **---** | **---** | **3.574** | **1.0000** | **05/31/2026** | **1,615,700,000.00** | **1,615,700,000.00** | **1,615,700,000.00** | **1,615,700,000.00** | **0.00** |

**MM Fund**

| Cusip | Description | Yield | Market Price | Final Maturity | Par Value | Book Value | Market Value | Principal | Net Unrealized Gain/Loss |
|---|---|---|---|---|---|---|---|---|---|
| **---** | **---** | **3.574** | **1.0000** | **05/31/2026** | **1,615,700,000.00** | **1,615,700,000.00** | **1,615,700,000.00** | **1,615,700,000.00** | **0.00** |

**Muni**
**MUNI**

| Cusip | Description | Yield | Market Price | Final Maturity | Par Value | Book Value | Market Value | Principal | Net Unrealized Gain/Loss |
|---|---|---|---|---|---|---|---|---|---|
| 13063ETN6 | CALIFORNIA ST | 4.001 | 100.6688 | 04/01/2029 | 66,740,000.00 | 67,621,467.16 | 67,186,341.68 | 67,662,346.80 | (476,005.12) |
| 60412AR54 | MINNESOTA ST | 4.051 | 99.7607 | 08/01/2028 | 1,250,000.00 | 1,250,000.00 | 1,247,008.65 | 1,250,000.00 | (2,991.35) |
| 419792M29 | HAWAII ST | 4.513 | 101.1730 | 10/01/2027 | 5,000,000.00 | 5,029,653.44 | 5,058,650.14 | 5,084,150.00 | (25,499.86) |
| 13063D3N6 | CALIFORNIA ST | 4.847 | 100.6249 | 03/01/2027 | 9,300,000.00 | 9,300,000.00 | 9,358,114.37 | 9,300,000.00 | 58,114.37 |
| 13063DRD2 | CALIFORNIA ST | 4.259 | 99.4860 | 10/01/2026 | 5,500,000.00 | 5,466,795.53 | 5,471,730.00 | 5,336,155.00 | 135,575.00 |
| 13063EBN5 | CALIFORNIA ST | 5.096 | 100.3510 | 09/01/2026 | 30,000,000.00 | 30,028,587.99 | 30,105,313.07 | 30,269,100.00 | (163,786.93) |
| 93974EYC4 | WASHINGTON STATE | 3.370 | 99.9677 | 08/01/2026 | 20,825,000.00 | 20,825,000.00 | 20,818,265.16 | 20,825,000.00 | (6,734.84) |
| **---** | **---** | **4.228** | **100.4565** | **12/31/2027** | **138,615,000.00** | **139,521,504.12** | **139,245,423.06** | **139,726,751.80** | **(481,328.74)** |

**Muni**

| Cusip | Description | Yield | Market Price | Final Maturity | Par Value | Book Value | Market Value | Principal | Net Unrealized Gain/Loss |
|---|---|---|---|---|---|---|---|---|---|
| **---** | **---** | **4.228** | **100.4565** | **12/31/2027** | **138,615,000.00** | **139,521,504.12** | **139,245,423.06** | **139,726,751.80** | **(481,328.74)** |

**Mutual Fund**

**Open-End Fund**

| Cusip | Description | Yield | Market Price | Final Maturity | Par Value | Book Value | Market Value | Principal | Net Unrealized Gain/Loss |
|---|---|---|---|---|---|---|---|---|---|
| 900999101 | CalTRUST Liquidity Fund | 3.754 | 1.0000 | --- | 113,000,000.00 | 113,000,000.00 | 113,000,000.00 | 113,000,000.00 | 0.00 |
| **900999101** | **CalTRUST Liquidity Fund** | **3.754** | **1.0000** | **---** | **113,000,000.00** | **113,000,000.00** | **113,000,000.00** | **113,000,000.00** | **0.00** |

**Mutual Fund**

| Cusip | Description | Yield | Market Price | Final Maturity | Par Value | Book Value | Market Value | Principal | Net Unrealized Gain/Loss |
|---|---|---|---|---|---|---|---|---|---|
| **900999101** | **CalTRUST Liquidity Fund** | **3.754** | **1.0000** | **---** | **113,000,000.00** | **113,000,000.00** | **113,000,000.00** | **113,000,000.00** | **0.00** |

**Non-US Gov**

**SUPRANATIONAL**

| Cusip | Description | Yield | Market Price | Final Maturity | Par Value | Book Value | Market Value | Principal | Net Unrealized Gain/Loss |
|---|---|---|---|---|---|---|---|---|---|
| 459058LY7 | INTERNATIONAL BANK FOR RECONSTRUCTION AND DEVELOPM | 3.609 | 97.4466 | 10/28/2030 | 8,500,000.00 | 8,462,827.16 | 8,282,961.00 | 8,457,840.00 | (174,879.00) |
| 459058KD4 | INTERNATIONAL BANK FOR RECONSTRUCTION AND DEVELOPM | 4.630 | 100.1572 | 11/22/2028 | 10,000,000.00 | 10,000,000.00 | 10,015,720.00 | 10,000,000.00 | 15,720.00 |
| 459058LG6 | INTERNATIONAL BANK FOR RECONSTRUCTION AND DEVELOPM | 5.590 | 100.2063 | 05/15/2028 | 10,000,000.00 | 10,008,859.85 | 10,020,630.00 | 10,017,000.00 | 3,630.00 |
| 459058LG6 | INTERNATIONAL BANK FOR RECONSTRUCTION AND DEVELOPM | 5.584 | 100.2063 | 05/15/2028 | 10,000,000.00 | 10,008,455.26 | 10,020,630.00 | 10,016,200.00 | 4,430.00 |
| 459058LG6 | INTERNATIONAL BANK FOR RECONSTRUCTION AND DEVELOPM | 5.601 | 100.2063 | 05/15/2028 | 10,000,000.00 | 10,007,424.34 | 10,020,630.00 | 10,014,100.00 | 6,530.00 |
| 459058LG6 | INTERNATIONAL BANK FOR RECONSTRUCTION AND DEVELOPM | 5.096 | 100.2063 | 05/15/2028 | 5,000,000.00 | 5,003,225.90 | 5,010,315.00 | 5,006,000.00 | 4,315.00 |
| 459058LG6 | INTERNATIONAL BANK FOR RECONSTRUCTION AND DEVELOPM | 4.919 | 100.2063 | 05/15/2028 | 10,000,000.00 | 10,003,769.92 | 10,020,630.00 | 10,006,600.00 | 14,030.00 |
| 459052FK7 | INTERNATIONAL BANK FOR RECONSTRUCTION AND DEVELOPM | 3.795 | 96.2667 | 05/10/2027 | 50,000,000.00 | 48,265,944.44 | 48,133,350.00 | 48,164,833.33 | (31,483.33) |
| 459058KN2 | INTERNATIONAL BANK FOR RECONSTRUCTION AND DEVELOPM | 4.222 | 100.1402 | 01/12/2027 | 9,665,000.00 | 9,680,572.06 | 9,678,550.33 | 9,692,545.25 | (13,994.92) |
| 459053M50 | INTERNATIONAL BANK FOR RECONSTRUCTION AND DEVELOPM | 3.719 | 98.3504 | 10/30/2026 | 50,000,000.00 | 49,245,000.00 | 49,175,200.00 | 48,945,000.00 | 230,200.00 |
| 459053M50 | INTERNATIONAL BANK FOR RECONSTRUCTION AND DEVELOPM | 3.719 | 98.3504 | 10/30/2026 | 50,000,000.00 | 49,245,000.00 | 49,175,200.00 | 48,945,000.00 | 230,200.00 |
| 459053M50 | INTERNATIONAL BANK FOR RECONSTRUCTION AND DEVELOPM | 3.719 | 98.3504 | 10/30/2026 | 25,000,000.00 | 24,622,500.00 | 24,587,600.00 | 24,472,500.00 | 115,100.00 |
| 459053K52 | INTERNATIONAL BANK FOR RECONSTRUCTION AND DEVELOPM | 3.718 | 98.5226 | 10/14/2026 | 25,000,000.00 | 24,662,500.00 | 24,630,650.00 | 24,512,500.00 | 118,150.00 |
| 459053K52 | INTERNATIONAL BANK FOR RECONSTRUCTION AND DEVELOPM | 3.718 | 98.5226 | 10/14/2026 | 25,000,000.00 | 24,662,500.00 | 24,630,650.00 | 24,512,500.00 | 118,150.00 |
| 459053K52 | INTERNATIONAL BANK FOR RECONSTRUCTION AND DEVELOPM | 3.718 | 98.5226 | 10/14/2026 | 25,000,000.00 | 24,662,500.00 | 24,630,650.00 | 24,512,500.00 | 118,150.00 |
| 459053H72 | INTERNATIONAL BANK FOR RECONSTRUCTION AND DEVELOPM | 3.749 | 98.6771 | 09/30/2026 | 50,000,000.00 | 49,389,958.33 | 49,338,550.00 | 49,057,208.33 | 281,341.67 |
| 459053G81 | INTERNATIONAL BANK FOR RECONSTRUCTION AND DEVELOPM | 3.748 | 98.7527 | 09/23/2026 | 50,000,000.00 | 49,425,250.00 | 49,376,350.00 | 49,092,500.00 | 283,850.00 |
| 459053E34 | INTERNATIONAL BANK FOR RECONSTRUCTION AND DEVELOPM | 3.740 | 98.9801 | 09/02/2026 | 50,000,000.00 | 49,531,125.00 | 49,490,050.00 | 49,198,375.00 | 291,675.00 |
| 459053ZW7 | INTERNATIONAL BANK FOR RECONSTRUCTION AND DEVELOPM | 3.726 | 99.3865 | 07/27/2026 | 50,000,000.00 | 49,717,666.67 | 49,693,250.00 | 49,384,916.67 | 308,333.33 |
| 45818LZW3 | INTER-AMERICAN DEVELOPMENT BANK | 3.700 | 99.3865 | 07/27/2026 | 25,000,000.00 | 24,859,222.22 | 24,846,625.00 | 24,796,375.00 | 50,250.00 |
| 45818LZR4 | INTER-AMERICAN DEVELOPMENT BANK | 3.699 | 99.4410 | 07/22/2026 | 25,000,000.00 | 24,871,791.66 | 24,860,250.00 | 24,808,944.44 | 51,305.56 |
| 459053XX7 | INTERNATIONAL BANK FOR RECONSTRUCTION AND DEVELOPM | 3.697 | 99.9011 | 06/10/2026 | 25,000,000.00 | 24,977,625.00 | 24,975,275.00 | 24,530,125.00 | 445,150.00 |
| **---** | **---** | **3.879** | **98.7458** | **12/28/2026** | **598,165,000.00** | **591,313,717.83** | **590,613,716.33** | **588,143,563.02** | **2,470,153.31** |

**Non-US Gov**

| Cusip | Description | Yield | Market Price | Final Maturity | Par Value | Book Value | Market Value | Principal | Net Unrealized Gain/Loss |
|---|---|---|---|---|---|---|---|---|---|
| **---** | **---** | **3.879** | **98.7458** | **12/28/2026** | **598,165,000.00** | **591,313,717.83** | **590,613,716.33** | **588,143,563.02** | **2,470,153.31** |

**US Gov**

**T-BILL**

| Cusip | Description | Yield | Market Price | Final Maturity | Par Value | Book Value | Market Value | Principal | Net Unrealized Gain/Loss |
|---|---|---|---|---|---|---|---|---|---|
| 912797UX3 | UNITED STATES TREASURY | 3.812 | 96.5112 | 05/13/2027 | 50,000,000.00 | 48,243,329.01 | 48,255,583.50 | 48,151,941.50 | 103,642.00 |
| 912797TV9 | UNITED STATES TREASURY | 3.643 | 97.3909 | 02/18/2027 | 50,000,000.00 | 48,724,769.58 | 48,695,458.50 | 48,359,722.71 | 335,735.79 |
| 912797TV9 | UNITED STATES TREASURY | 3.684 | 97.3909 | 02/18/2027 | 50,000,000.00 | 48,709,650.00 | 48,695,458.50 | 48,404,300.00 | 291,158.50 |
| 912797TM9 | UNITED STATES TREASURY | 3.605 | 97.6698 | 01/21/2027 | 50,000,000.00 | 48,870,560.00 | 48,834,875.00 | 48,508,560.00 | 326,315.00 |
| 912797UA3 | UNITED STATES TREASURY | 3.675 | 99.8490 | 06/16/2026 | 25,000,000.00 | 24,962,689.58 | 24,962,239.50 | 24,706,491.39 | 255,748.11 |
| 912797UA3 | UNITED STATES TREASURY | 3.674 | 99.8490 | 06/16/2026 | 25,000,000.00 | 24,962,697.92 | 24,962,239.50 | 24,706,556.94 | 255,682.56 |
| **---** | **UNITED STATES TREASURY** | **3.683** | **97.7750** | **01/10/2027** | **250,000,000.00** | **244,473,696.09** | **244,405,854.50** | **242,837,572.54** | **1,568,281.96** |

**US Gov**

**US GOV**

| Cusip | Description | Yield | Market Price | Final Maturity | Par Value | Book Value | Market Value | Principal | Net Unrealized Gain/Loss |
|---|---|---|---|---|---|---|---|---|---|
| 91282CQD6 | UNITED STATES TREASURY | 4.000 | 97.3164 | 02/28/2031 | 25,000,000.00 | 24,465,909.14 | 24,329,101.50 | 24,444,335.94 | (115,234.44) |
| 91282CQD6 | UNITED STATES TREASURY | 4.000 | 97.3164 | 02/28/2031 | 25,000,000.00 | 24,465,909.14 | 24,329,101.50 | 24,444,335.94 | (115,234.44) |
| 91282CQD6 | UNITED STATES TREASURY | 4.018 | 97.3164 | 02/28/2031 | 25,000,000.00 | 24,447,136.18 | 24,329,101.50 | 24,424,804.69 | (95,703.19) |
| 91282CQD6 | UNITED STATES TREASURY | 4.003 | 97.3164 | 02/28/2031 | 25,000,000.00 | 24,463,093.20 | 24,329,101.50 | 24,441,406.25 | (112,304.75) |
| 91282CKX8 | UNITED STATES TREASURY | 4.045 | 100.5391 | 06/30/2029 | 25,000,000.00 | 25,144,009.98 | 25,134,765.50 | 25,189,453.13 | (54,687.63) |
| 91282CKT7 | UNITED STATES TREASURY | 3.980 | 101.2227 | 05/31/2029 | 20,000,000.00 | 20,285,546.34 | 20,244,531.20 | 20,381,250.00 | (136,718.80) |
| 91282CJF9 | UNITED STATES TREASURY | 4.010 | 101.9102 | 10/31/2028 | 10,000,000.00 | 10,192,836.63 | 10,191,015.60 | 10,282,812.50 | (91,796.90) |

| | | | | | | | | | |
|---|---|---|---|---|---|---|---|---|---|
| 91282CCY5 | UNITED STATES TREASURY | 3.548 | 93.8633 | 09/30/2028 | 7,000,000.00 | 6,653,018.48 | 6,570,429.67 | 6,405,000.00 | 165,429.67 |
| 912810FB9 | UNITED STATES TREASURY | 4.003 | 102.8008 | 11/15/2027 | 15,000,000.00 | 15,416,538.46 | 15,420,117.15 | 16,425,000.00 | (1,004,882.85) |
| 91282CFH9 | UNITED STATES TREASURY | 3.269 | 99.0234 | 08/31/2027 | 5,000,000.00 | 4,991,757.09 | 4,951,171.85 | 4,966,992.19 | (15,820.34) |
| 912810FA1 | UNITED STATES TREASURY | 3.247 | 102.6406 | 08/15/2027 | 15,000,000.00 | 15,518,186.05 | 15,396,093.75 | 17,133,984.38 | (1,737,890.63) |
| 912810FA1 | UNITED STATES TREASURY | 3.483 | 102.6406 | 08/15/2027 | 15,000,000.00 | 15,476,268.67 | 15,396,093.75 | 16,957,031.25 | (1,560,937.50) |
| 91282CEW7 | UNITED STATES TREASURY | 3.109 | 99.3086 | 06/30/2027 | 15,000,000.00 | 15,020,963.54 | 14,896,289.10 | 15,094,335.94 | (198,046.84) |
| 91282CEW7 | UNITED STATES TREASURY | 3.213 | 99.3086 | 06/30/2027 | 15,000,000.00 | 15,005,478.02 | 14,896,289.10 | 15,024,609.38 | (128,320.28) |
| 912828ZS2 | UNITED STATES TREASURY | 2.845 | 96.7031 | 05/31/2027 | 20,000,000.00 | 19,567,208.04 | 19,340,625.00 | 17,828,906.25 | 1,511,718.75 |
| 91282CNE7 | UNITED STATES TREASURY | 3.792 | 99.9805 | 05/31/2027 | 25,000,000.00 | 25,019,282.51 | 24,995,117.25 | 25,022,460.94 | (27,343.69) |
| 91282CKR1 | UNITED STATES TREASURY | 3.795 | 100.5547 | 05/15/2027 | 25,000,000.00 | 25,162,425.32 | 25,138,671.75 | 25,190,429.69 | (51,757.94) |
| 912828ZN3 | UNITED STATES TREASURY | 3.779 | 97.0039 | 04/30/2027 | 50,000,000.00 | 48,546,678.69 | 48,501,953.00 | 48,306,640.63 | 195,312.37 |
| 912828ZN3 | UNITED STATES TREASURY | 3.779 | 97.0039 | 04/30/2027 | 50,000,000.00 | 48,546,678.68 | 48,501,953.00 | 48,306,640.62 | 195,312.38 |
| 912828ZN3 | UNITED STATES TREASURY | 3.749 | 97.0039 | 04/30/2027 | 50,000,000.00 | 48,559,367.92 | 48,501,953.00 | 48,330,078.13 | 171,874.87 |
| 91282CEN7 | UNITED STATES TREASURY | 3.823 | 99.0039 | 04/30/2027 | 50,000,000.00 | 49,523,293.24 | 49,501,953.00 | 49,496,093.75 | 5,859.25 |
| 91282CEN7 | UNITED STATES TREASURY | 3.823 | 99.0039 | 04/30/2027 | 25,000,000.00 | 24,761,646.62 | 24,750,976.50 | 24,748,046.88 | 2,929.62 |
| 91282CMY4 | UNITED STATES TREASURY | 3.774 | 99.9023 | 04/30/2027 | 50,000,000.00 | 49,989,129.96 | 49,951,172.00 | 49,988,281.25 | (37,109.25) |
| 91282CEF4 | UNITED STATES TREASURY | 2.503 | 98.9258 | 03/31/2027 | 25,000,000.00 | 24,999,351.81 | 24,731,445.25 | 24,996,093.75 | (264,648.50) |
| 91282CEF4 | UNITED STATES TREASURY | 2.502 | 98.9258 | 03/31/2027 | 25,000,000.00 | 24,999,675.91 | 24,731,445.25 | 24,998,046.88 | (266,601.63) |
| 91282CMV0 | UNITED STATES TREASURY | 3.738 | 100.0352 | 03/31/2027 | 50,000,000.00 | 50,055,126.28 | 50,017,578.00 | 50,066,406.25 | (48,828.25) |
| 912810EZ7 | UNITED STATES TREASURY | 3.048 | 101.6914 | 02/15/2027 | 15,000,000.00 | 15,352,570.51 | 15,253,710.90 | 17,248,828.13 | (1,995,117.23) |
| 91282CKA8 | UNITED STATES TREASURY | 3.735 | 100.2031 | 02/15/2027 | 50,000,000.00 | 50,133,204.35 | 50,101,562.50 | 50,164,062.50 | (62,500.00) |
| 91282CJT9 | UNITED STATES TREASURY | 3.530 | 100.1289 | 01/15/2027 | 50,000,000.00 | 50,142,790.42 | 50,064,453.00 | 50,230,468.75 | (166,015.75) |
| 91282CDQ1 | UNITED STATES TREASURY | 3.624 | 98.5391 | 12/31/2026 | 50,000,000.00 | 49,326,399.58 | 49,269,531.00 | 48,779,296.88 | 490,234.12 |
| 91282CDQ1 | UNITED STATES TREASURY | 3.630 | 98.5391 | 12/31/2026 | 50,000,000.00 | 49,324,915.21 | 49,269,531.00 | 48,773,437.50 | 496,093.50 |
| 91282CDQ1 | UNITED STATES TREASURY | 3.527 | 98.5391 | 12/31/2026 | 50,000,000.00 | 49,351,698.05 | 49,269,531.00 | 49,035,156.25 | 234,374.75 |
| 91282CJP7 | UNITED STATES TREASURY | 3.616 | 100.3164 | 12/15/2026 | 50,000,000.00 | 50,199,123.99 | 50,158,203.00 | 50,375,000.00 | (216,797.00) |
| 91282CLY5 | UNITED STATES TREASURY | 3.668 | 100.2266 | 11/30/2026 | 50,000,000.00 | 50,140,863.95 | 50,113,281.00 | 50,291,015.63 | (177,734.63) |
| 912810EY0 | UNITED STATES TREASURY | 4.205 | 100.9453 | 11/15/2026 | 25,000,000.00 | 25,238,524.09 | 25,236,328.00 | 27,136,718.75 | (1,900,390.75) |
| 91282CDG3 | UNITED STATES TREASURY | 2.884 | 98.8984 | 10/31/2026 | 10,000,000.00 | 9,931,871.22 | 9,889,843.70 | 9,258,203.13 | 631,640.57 |
| 91282CJC6 | UNITED STATES TREASURY | 3.602 | 100.3047 | 10/15/2026 | 50,000,000.00 | 50,185,492.32 | 50,152,343.50 | 50,488,281.25 | (335,937.75) |
| 91282CJC6 | UNITED STATES TREASURY | 3.698 | 100.3047 | 10/15/2026 | 50,000,000.00 | 50,167,844.20 | 50,152,343.50 | 50,425,781.25 | (273,437.75) |
| 91282CCZ2 | UNITED STATES TREASURY | 2.540 | 99.0664 | 09/30/2026 | 15,000,000.00 | 14,922,291.86 | 14,859,960.90 | 13,943,554.69 | 916,406.21 |
| 91282CCZ2 | UNITED STATES TREASURY | 0.982 | 99.0664 | 09/30/2026 | 20,000,000.00 | 19,993,097.41 | 19,813,281.20 | 19,895,833.60 | (82,552.40) |
| 91282CCZ2 | UNITED STATES TREASURY | 3.756 | 99.0664 | 09/30/2026 | 25,000,000.00 | 24,766,254.70 | 24,766,601.50 | 24,646,484.38 | 120,117.12 |
| 91282CCZ2 | UNITED STATES TREASURY | 3.727 | 99.0664 | 09/30/2026 | 25,000,000.00 | 24,768,371.58 | 24,766,601.50 | 24,663,085.94 | 103,515.56 |
| 91282CCW9 | UNITED STATES TREASURY | 0.902 | 99.2578 | 08/31/2026 | 25,000,000.00 | 24,990,777.93 | 24,814,453.00 | 24,817,382.81 | (2,929.81) |
| 91282CCW9 | UNITED STATES TREASURY | 0.832 | 99.2578 | 08/31/2026 | 25,000,000.00 | 24,995,037.17 | 24,814,453.00 | 24,900,416.25 | (85,963.25) |
| 91282CCJ8 | UNITED STATES TREASURY | 0.882 | 99.7695 | 06/30/2026 | 20,000,000.00 | 19,999,891.42 | 19,953,906.20 | 19,993,166.80 | (39,260.60) |
| 91282CCJ8 | UNITED STATES TREASURY | 0.906 | 99.7695 | 06/30/2026 | 35,000,000.00 | 34,999,152.72 | 34,919,335.85 | 34,946,679.69 | (27,343.84) |
| 91282CCJ8 | UNITED STATES TREASURY | 3.757 | 99.7695 | 06/30/2026 | 15,000,000.00 | 14,966,167.34 | 14,965,429.65 | 14,738,671.88 | 226,757.77 |
| 91282CKY6 | UNITED STATES TREASURY | 4.101 | 100.0625 | 06/30/2026 | 50,000,000.00 | 50,020,184.09 | 50,031,250.00 | 50,251,953.13 | (220,703.13) |
| **---** | **UNITED STATES TREASURY** | **3.416** | **99.3058** | **06/07/2027** | **1,442,000,000.00** | **1,435,193,040.01** | **1,431,713,980.57** | **1,437,896,955.80** | **(6,182,975.23)** |

**US Gov**

| Cusip | Description | Yield | Market Price | Final Maturity | Par Value | Book Value | Market Value | Principal | Net Unrealized Gain/Loss |
|---|---|---|---|---|---|---|---|---|---|
| **---** | **UNITED STATES TREASURY** | **3.455** | **99.0830** | **05/16/2027** | **1,692,000,000.00** | **1,679,666,736.10** | **1,676,119,835.07** | **1,680,734,528.34** | **(4,614,693.27)** |

**Summary**

| Cusip | Description | Yield | Market Price | Final Maturity | Par Value | Book Value | Market Value | Principal | Net Unrealized Gain/Loss |
|---|---|---|---|---|---|---|---|---|---|
| **---** | **---** | **3.823** | **89.3931** | **10/05/2027** | **17,438,362,020.31** | **17,353,815,265.89** | **17,306,953,498.28** | **17,284,068,014.92** | **22,885,483.36** |